

# A1 in Northumberland: Morpeth to Ellingham

**Scheme Number: TR010041**

## **2.3 Works Plans**

Planning Act 2008

Infrastructure Planning (Applications: Prescribed  
Forms and Procedure) Regulations 2009

Regulation 5(2)(j) & 5(4)

Volume 2

June 2020

Infrastructure Planning

Planning Act 2008

**The Infrastructure Planning  
(Applications: Prescribed Forms and  
Procedure) Regulations 2009**

**The A1 in Northumberland: Morpeth to Ellingham  
Development Consent Order 20[xx]**

---

**WORKS PLANS**

---

<b>Regulation Reference:</b>	Regulations 5(2)(j) & 5(4)
<b>Planning Inspectorate Scheme Reference</b>	TR010041
<b>Application Document Reference</b>	TR010041/APP/2.3
<b>Author:</b>	A1 in Northumberland Project Team, Highways England

<b>Version</b>	<b>Date</b>	<b>Status of Version</b>
Rev 0	June 2020	Application Issue

*Page Left Intentionally Blank*

## 1 INTRODUCTION

- 1.1** These Works Plans (these “Plans”) relate to an application made by Highways England (the “Applicant”) to the Secretary of State for Transport, via the Planning Inspectorate (the “Inspectorate”) under the Planning Act 2008 (the “2008 Act”) for a Development Consent Order (DCO). If made, the DCO would grant consent for the A1 in Northumberland: Morpeth to Ellingham (the “Scheme”).
- 1.2** The Scheme comprises two sections known as Part A: Morpeth to Felton (Part A) and Part B: Alnwick to Ellingham (Part B). A detailed description of the Scheme can be found in **Chapter 2: The Scheme** of the Environmental Statement (ES) (**Application Document Reference: TR010041/APP/6.1**). Part A and Part B were originally proposed to be the subject of separate applications for DCOs but have now been combined into a single application for a DCO in respect of the Scheme as a whole and these Plans covers the Scheme in its entirety.
- 1.3** These Plans comprise part of a suite of application documentation and are included in the application for a DCO in compliance with Regulation 5(2)(j) and 5(4) of the Infrastructure Planning (Applications: Prescribed Forms and Procedure) Regulations 2009 (the “2009 Regulations”) which requires:
- 5(2)(j) “a work plan showing, in relation to the existing features –*
- (i) the proposed location or (for a linear scheme) the proposed route and alignment of the development and works; and*
  - (ii) the limits within which the development and works may be carried out and any limits of deviation provided for in the draft order”*
- 5(4) “where a plan comprises three or more separate sheets a key plan must be provided showing the relationship between the different sheets”*
- 1.4** As these Plans are part of the application documentation, they should be read alongside and are informed by the other application documentation. In particular, these Plans should be read alongside Schedule 1 of the draft DCO (**Application Document Reference: TR010041/APP/3.1**).

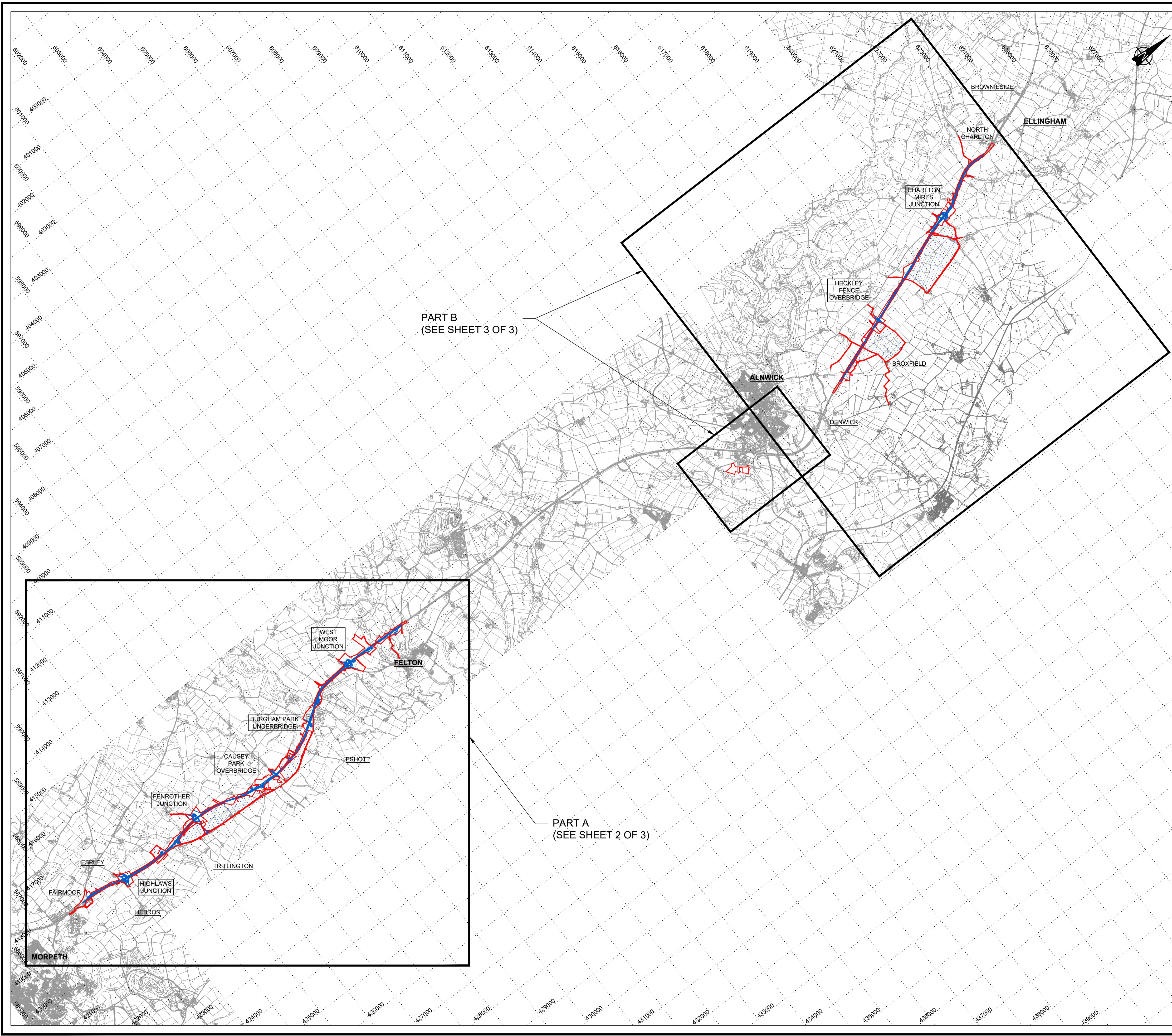


## 2 SCHEDULE OF PLANS INCLUDED IN THIS APPLICATION DOCUMENT

Drawing Title	Drawing Number	Revision
Works Plans – Regulation 5(4) – Key Plan - Sheet 1 of 3	HE551459-WSP-HGN-M2E-DR-CH-2435	0
Works Plans – Regulation 5(4) – Key Plan - Sheet 2 of 3	HE551459-WSP-HGN-M2F-DR-CH-1367	0
Works Plans – Regulation 5(4) – Key Plan - Sheet 3 of 3	HE551459-WSP-HGN-A2E-DR-CH-02300	0
Works Plans – Regulation 5(2)(j) – Sheet 1 of 19	HE551459-WSP-HGN-M2F-DR-CH-1368	0
Works Plans – Regulation 5(2)(j) – Sheet 2 of 19	HE551459-WSP-HGN-M2F-DR-CH-1369	0
Works Plans – Regulation 5(2)(j) – Sheet 3 of 19	HE551459-WSP-HGN-M2F-DR-CH-1370	0
Works Plans – Regulation 5(2)(j) – Sheet 4 of 19	HE551459-WSP-HGN-M2F-DR-CH-1371	0
Works Plans – Regulation 5(2)(j) – Sheet 5 of 19	HE551459-WSP-HGN-M2F-DR-CH-1372	0
Works Plans – Regulation 5(2)(j) – Sheet 6 of 19	HE551459-WSP-HGN-M2F-DR-CH-1373	0
Works Plans – Regulation 5(2)(j) – Sheet 7 of 19	HE551459-WSP-HGN-M2F-DR-CH-1374	0
Works Plans – Regulation 5(2)(j) – Sheet 8 of 19	HE551459-WSP-HGN-M2F-DR-CH-1375	0
Works Plans – Regulation 5(2)(j) – Sheet 9 of 19	HE551459-WSP-HGN-M2F-DR-CH-1376	0
Works Plans – Regulation 5(2)(j) – Sheet 10 of 19	HE551459-WSP-HGN-M2F-DR-CH-1377	0
Works Plans – Regulation 5(2)(j) – Sheet 11 of 19	HE551459-WSP-GEN-A2E-DR-CH-02301	0
Works Plans – Regulation 5(2)(j) – Sheet 12 of 19	HE551459-WSP-GEN-A2E-DR-CH-02302	0
Works Plans – Regulation 5(2)(j) – Sheet 13 of 19	HE551459-WSP-GEN-A2E-DR-CH-02303	0
Works Plans – Regulation 5(2)(j) – Sheet 14 of 19	HE551459-WSP-GEN-A2E-DR-CH-02304	0
Works Plans – Regulation 5(2)(j) – Sheet 15 of 19	HE551459-WSP-GEN-A2E-DR-CH-02305	0
Works Plans – Regulation 5(2)(j) – Sheet 16 of 19	HE551459-WSP-GEN-A2E-DR-CH-02306	0
Works Plans – Regulation 5(2)(j) – Sheet 17 of 19	HE551459-WSP-GEN-A2E-DR-CH-02307	0
Works Plans – Regulation 5(2)(j) – Sheet 18 of 19	HE551459-WSP-GEN-A2E-DR-CH-02308	0

<b>Drawing Title</b>	<b>Drawing Number</b>	<b>Revision</b>
Works Plans – Regulation 5(2)(j) – Sheet 19 of 19	HE551459-WSP-GEN-A2E-DR-CH-02309	0





PART B  
(SEE SHEET 3 OF 3)

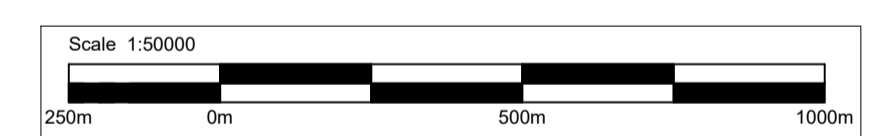
PART A  
(SEE SHEET 2 OF 3)

**NOTES:**

1. All dimensions are in metres unless stated otherwise.
2. Do not scale off this drawing.
3. Works are described in Schedule 1 (Authorised Development) of the Development Consent Order (Application Document Reference: TR010041/APP/3.1).
4. The proposed works shown are illustrative only and will be subject to change as part of the detailed design development. Any changes will be limited to being within the Order Limits and any other constraints included in the Development Consent Order.

**KEY:**

- PROPOSED DESIGN (SHOWN FOR ILLUSTRATIVE PURPOSES)
- ORDER LIMITS
- AREAS NOT INCLUDED WITHIN ORDER LIMITS



Rev.	Date	Description	By	Eng' Chk	Disc' Chk	App'd	Status
0	07/05/20	DCO SUBMISSION	RP	MM	TK	DM	A3

PINS Reference Number: **TR010041/APP/2.3**



Project Title: **A1 in Northumberland: Morpeth to Ellingham**

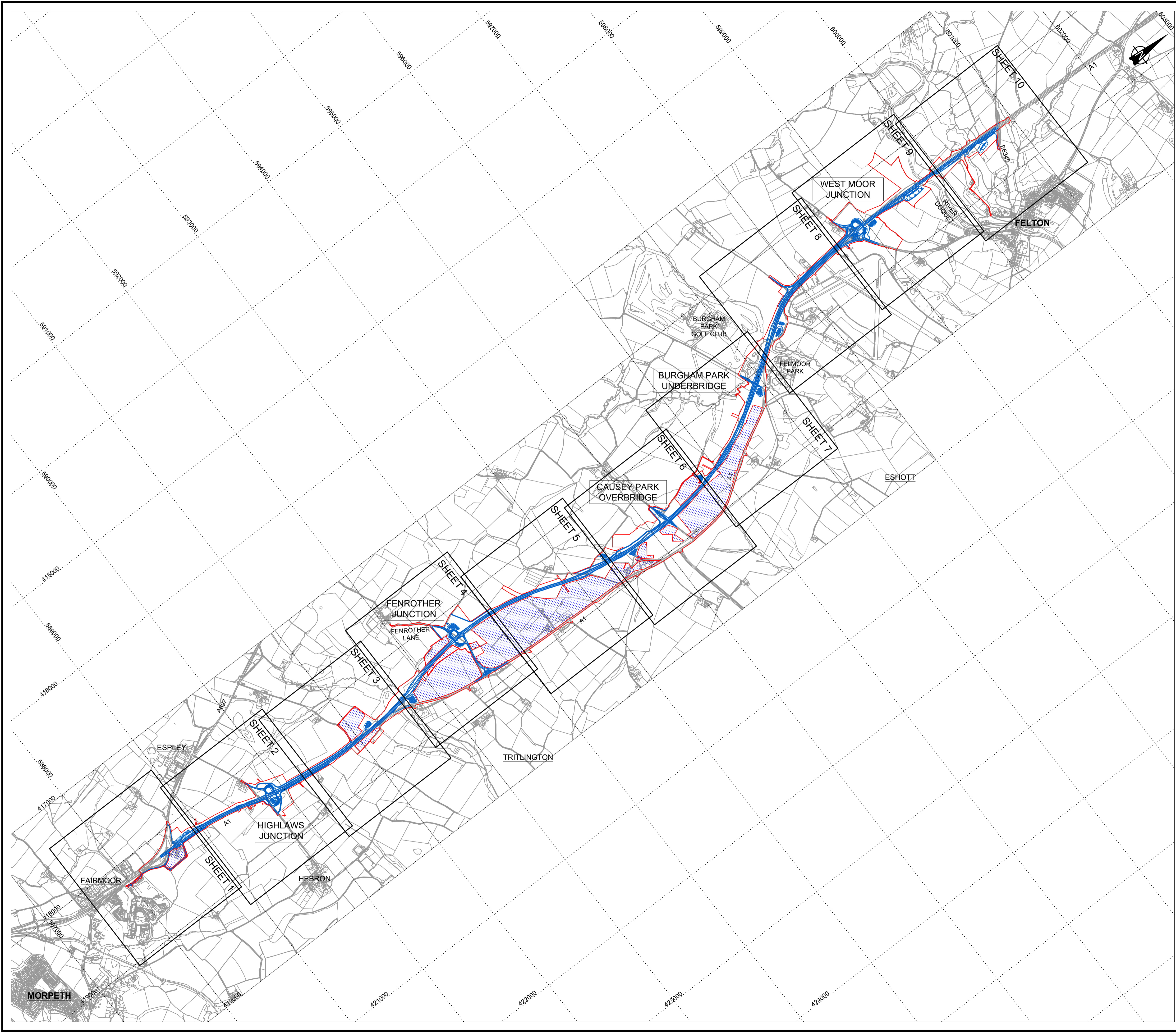
Drawing Title: **WORKS PLANS  
REGULATION 5(4)  
KEY PLAN  
SHEET 1 OF 3**

Scale	Drawn	Eng. Check	Approved	Authorised
1:50000	RP	MM	TK	DM

Original Size	Date	Date	Date	Date
A1	07/05/20	07/05/20	07/05/20	07/05/20

Drawing Number: **HE551459-WSP-HGN-M2E-DR-CH-2435**









**NOTES:**

1. All dimensions are in metres unless stated otherwise.
2. Do not scale off this drawing.
3. Works are described in Schedule 1 (Authorised Development) of the Development Consent Order (Application Document Reference: TR010041/APP/3.1).
4. The proposed works shown are illustrative only and will be subject to change as part of the detailed design development. Any changes will be limited to being within the Order Limits and any other constraints included in the Development Consent Order.

**KEY:**

-  PROPOSED DESIGN (SHOWN FOR ILLUSTRATIVE PURPOSES)
-  ORDER LIMITS
-  AREAS NOT INCLUDED WITHIN ORDER LIMITS



0	07/05/20	DCO SUBMISSION	RP	MM	TK	DM
Rev.	Date	Description	By	Eng' Chk	Disc' Chk	App'd
Subsidiary						Status
DCO SUBMISSION						A3

PINS Reference Number: TR010041/APP/2.3



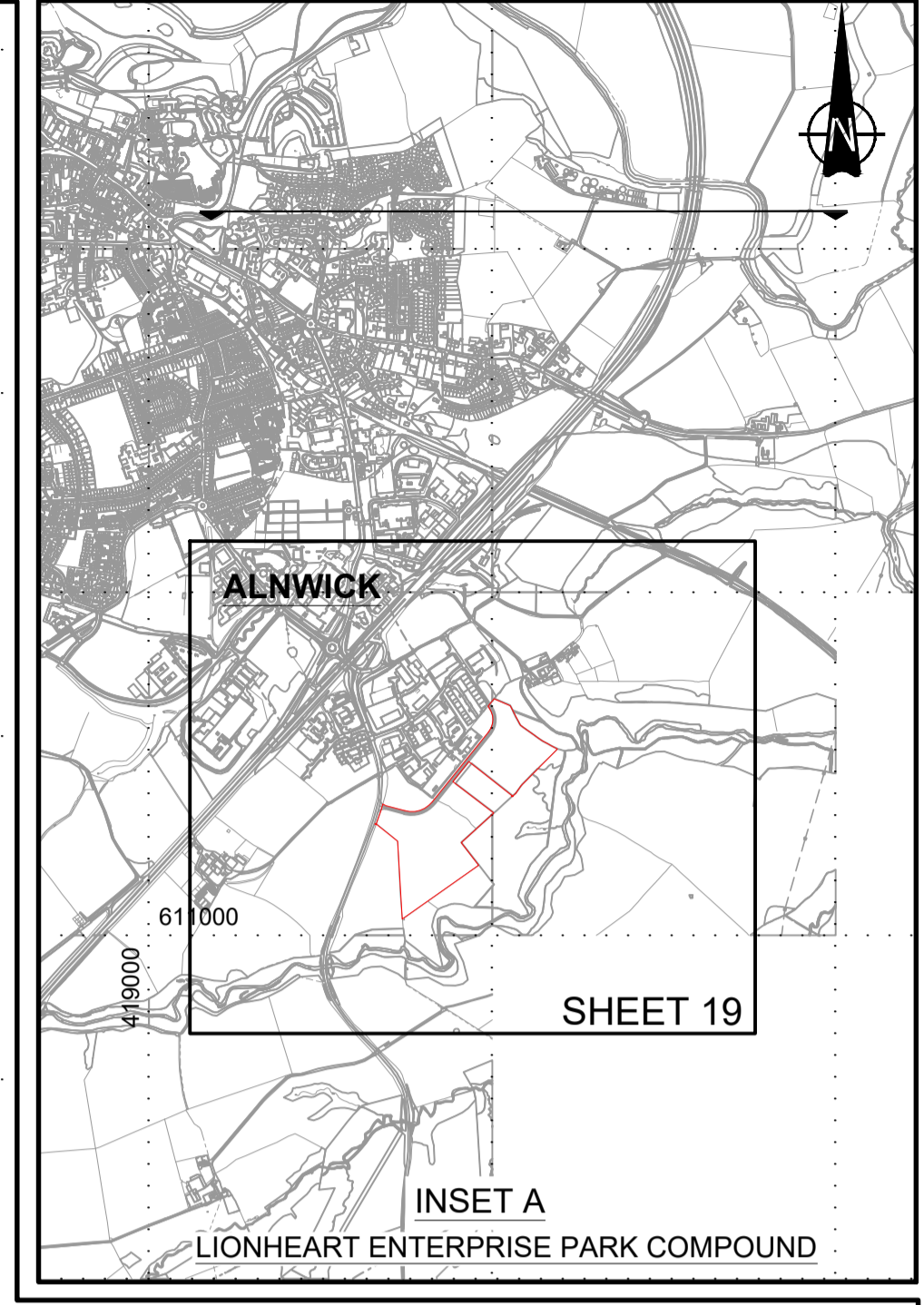
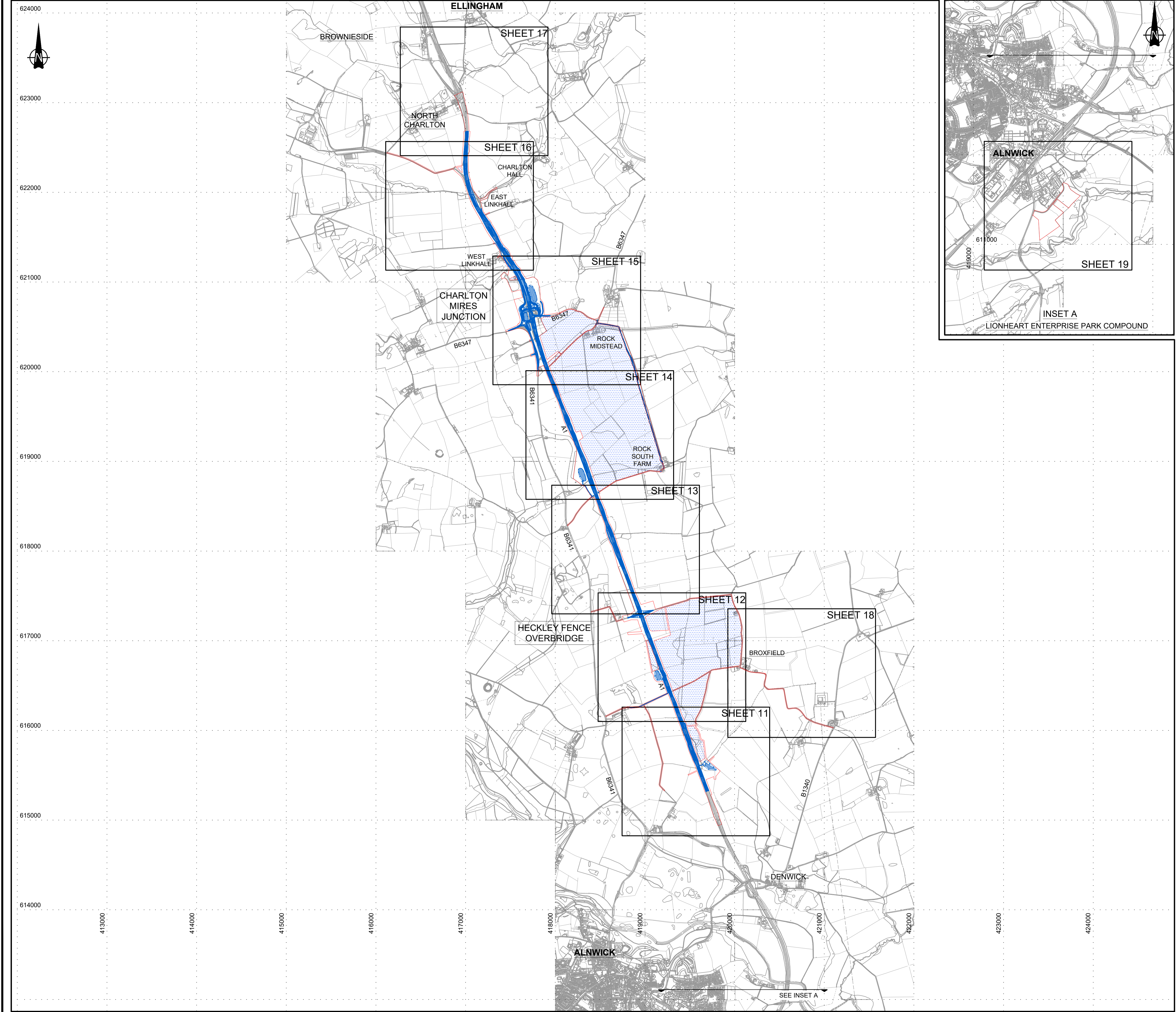
Project Title: A1 in Northumberland: Morpeth to Ellingham Part A

Drawing Title: WORKS PLANS REGULATION 5(4) KEY PLAN SHEET 2 OF 3

Scale	1:20000	Drawn	RP	Eng. Check	MM	Approved	TK	Authorised	DM
Original Size	A1	Date	07/05/20	Date	07/05/20	Date	07/05/20	Date	07/05/20

Drawing Number	HE551459-WSP-HGN-M2F-DR-CH-1367	Revision	0
PW Stage Code			0



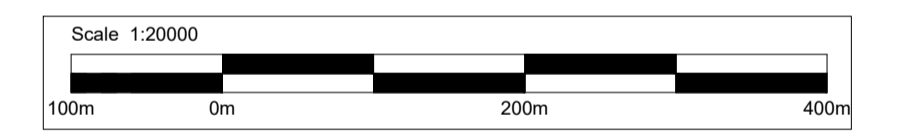


**NOTES:**

- All dimensions are in metres unless stated otherwise.
- Works are described in Schedule 1 (Authorised Development) of the Development Consent Order (Application Document Reference: TR010041/APP/3.1).
- The proposed works shown are illustrative only and will be subject to change as part of the detailed design development. Any changes will be limited to being within the Order Limits and any other constraints included in the Development Consent Order.

**KEY:**

- PROPOSED DESIGN (SHOWN FOR ILLUSTRATIVE PURPOSES)
- ORDER LIMITS
- AREAS NOT INCLUDED WITHIN ORDER LIMITS



Rev.	Date	Description	By	Eng' Chk	Disc' Chk	App'd	Status
0	07/05/20	DCO SUBMISSION		RP	TO	TK	DM

DCO SUBMISSION A3

PINS Reference Number: TR010041/APP/2.3



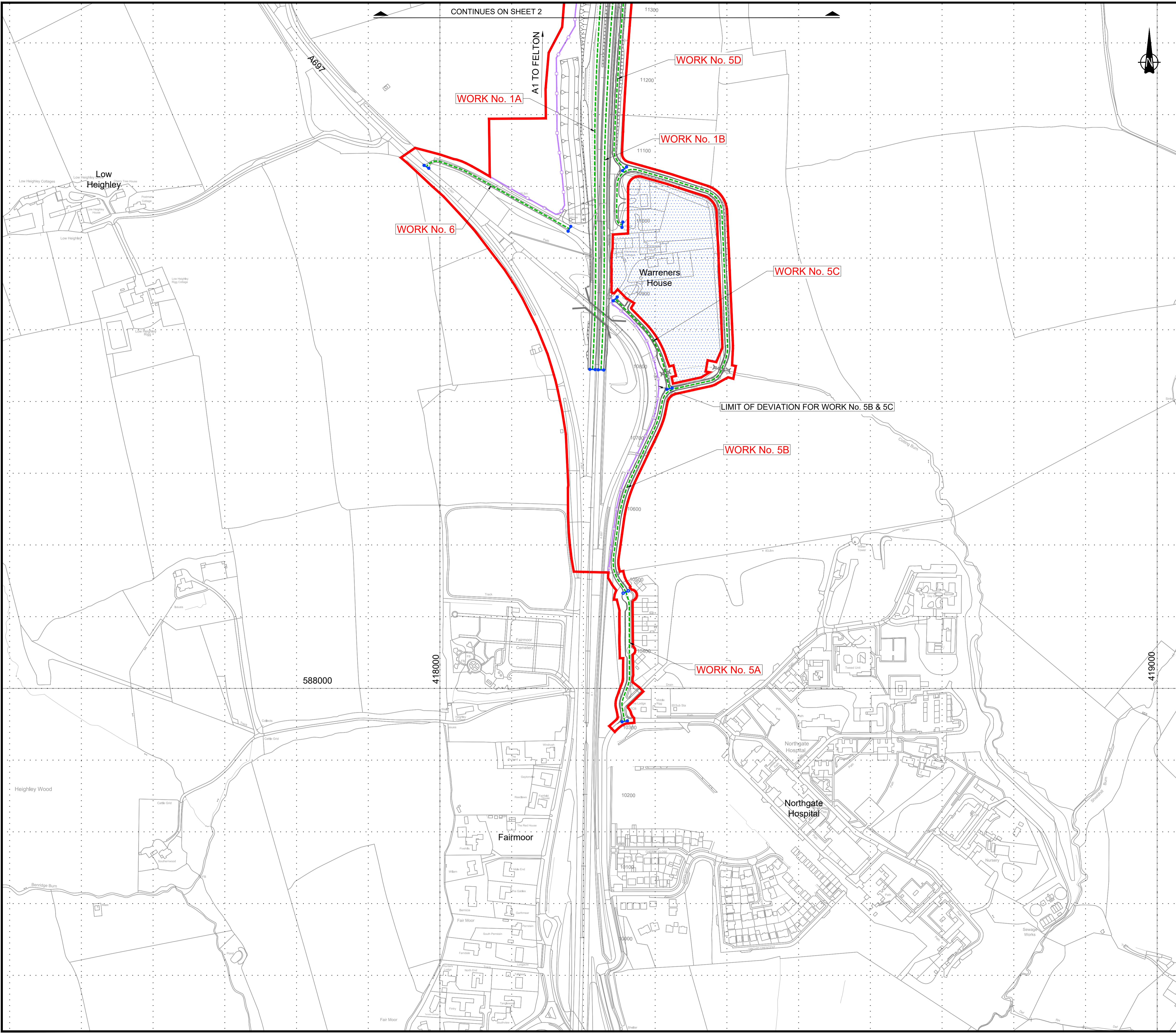
Project Title: A1 in Northumberland: Morpeth to Ellingham Part B

Drawing Title: WORKS PLANS REGULATION 5(4) KEY PLAN SHEET 3 OF 3

Scale	Drawn	Eng. Check	Approved	Authorised
1:20000	RP	TO	TK	DM
Original Size	Date	Date	Date	Date
A1	07/05/20	07/05/20	07/05/20	07/05/20

Drawing Number: HE551459-WSP-GEN-A2E-DR-CH-02300	Revision: 0
	PW Stage Code: 0

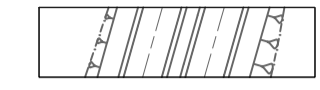










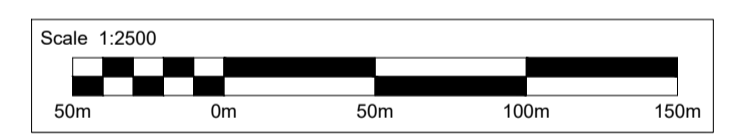


**NOTES:**

- All dimensions and chainages are in metres unless stated otherwise.
- Works are described in Schedule 1 (Authorised Development) of the Development Consent Order (Application Document Reference: TR010041/APP/3.1).
- The proposed works shown are illustrative only and will be subject to change as part of the detailed design development. Any changes will be limited to being within the Order Limits and any other constraints included in the Development Consent Order.

**KEY:**

-  PROPOSED DESIGN (SHOWN FOR ILLUSTRATIVE PURPOSES ONLY)
-  ORDER LIMITS
-  WORK CENTRELINE (APPROX.)
-  LIMIT OF DEVIATION (APPLIES TO ALL WORK NUMBERS UNLESS STATED OTHERWISE)
-  LIMIT OF DEVIATION (APPLIES TO ALL WORK NUMBERS UNLESS STATED OTHERWISE)
-  NON LINEAR WORKS
-  AREAS NOT INCLUDED WITHIN ORDER LIMITS
-  TRANSITION BETWEEN WORKS (APPROX.)
-  COMMENCEMENT/TERMINATION OF WORK (APPROX.)



0	07/05/20	DCO SUBMISSION	RP	MM	TK	DM
Rev.	Date	Description	By	Eng' Chk	Disc' Chk	App'd
Submittal						Status
DCO SUBMISSION						A3

PINS Reference Number **TR010041/APP/2.3**



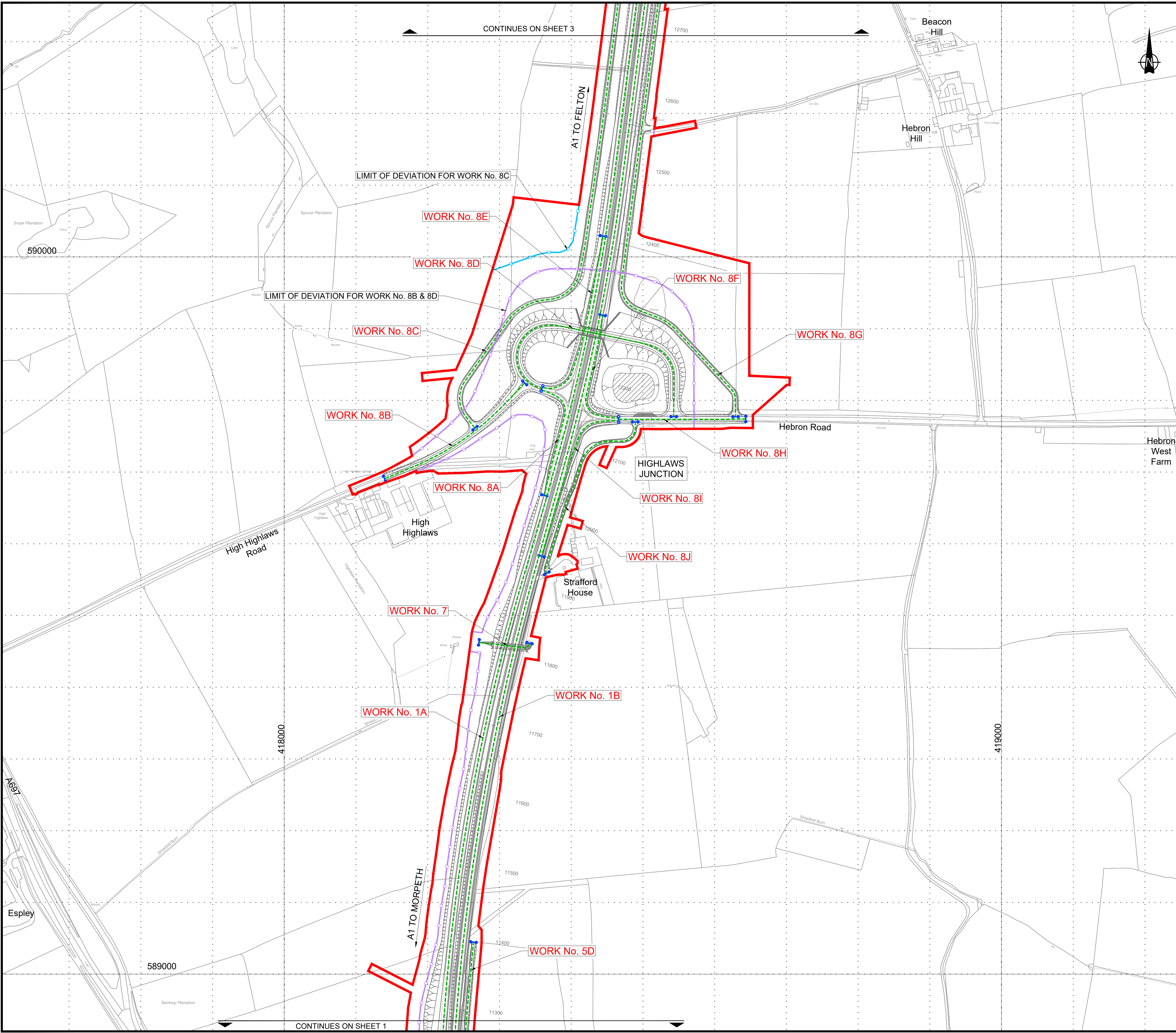
Project Title **A1 in Northumberland: Morpeth to Ellingham Part A**

Drawing Title **WORKS PLANS REGULATION 5(2)(j) SHEET 01 OF 19**

Scale	1:2500	Drawn	RP	Eng. Check	MM	Approved	TK	Authorised	DM
Original Size	A1	Date	07/05/20	Date	07/05/20	Date	07/05/20	Date	07/05/20

Drawing Number	Revision
<b>HE551459-WSP-HGN-M2F-DR-CH-1368</b>	0
PW Stage Code	0

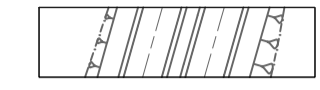










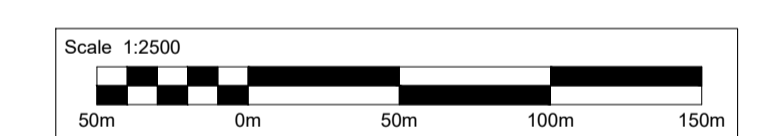


**NOTES:**

- All dimensions and chainages are in metres unless stated otherwise.
- Works are described in Schedule 1 (Authorised Development) of the Development Consent Order (Application Document Reference: TR010041/APP/3.1).
- The proposed works shown are illustrative only and will be subject to change as part of the detailed design development. Any changes will be limited to being within the Order Limits and any other constraints included in the Development Consent Order.

**KEY:**

-  PROPOSED DESIGN (SHOWN FOR ILLUSTRATIVE PURPOSES ONLY)
-  ORDER LIMITS
-  WORK CENTRELINE (APPROX.)
-  LIMIT OF DEVIATION (APPLIES TO ALL WORK NUMBERS UNLESS STATED OTHERWISE)
-  LIMIT OF DEVIATION (APPLIES TO ALL WORK NUMBERS UNLESS STATED OTHERWISE)
-  NON LINEAR WORKS
-  AREAS NOT INCLUDED WITHIN ORDER LIMITS
-  TRANSITION BETWEEN WORKS (APPROX.)
-  COMMENCEMENT/TERMINATION OF WORK (APPROX.)



0	07/05/20	DCO SUBMISSION	RP	MM	TK	DM
Rev.	Date	Description	By	Eng' Chk	Disc' Chk	App'd
Submittal						Status
DCO SUBMISSION						A3

PINS Reference Number  
**TR010041/APP/2.3**



Project Title  
**A1 in Northumberland: Morpeth to Ellingham Part A**

Drawing Title  
**WORKS PLANS  
REGULATION 5(2)(j)  
SHEET 02 OF 19**

Scale	1:2500	Drawn	RP	Eng. Check	MM	Approved	TK	Authorised	DM
Original Size	A1	Date	07/05/20	Date	07/05/20	Date	07/05/20	Date	07/05/20

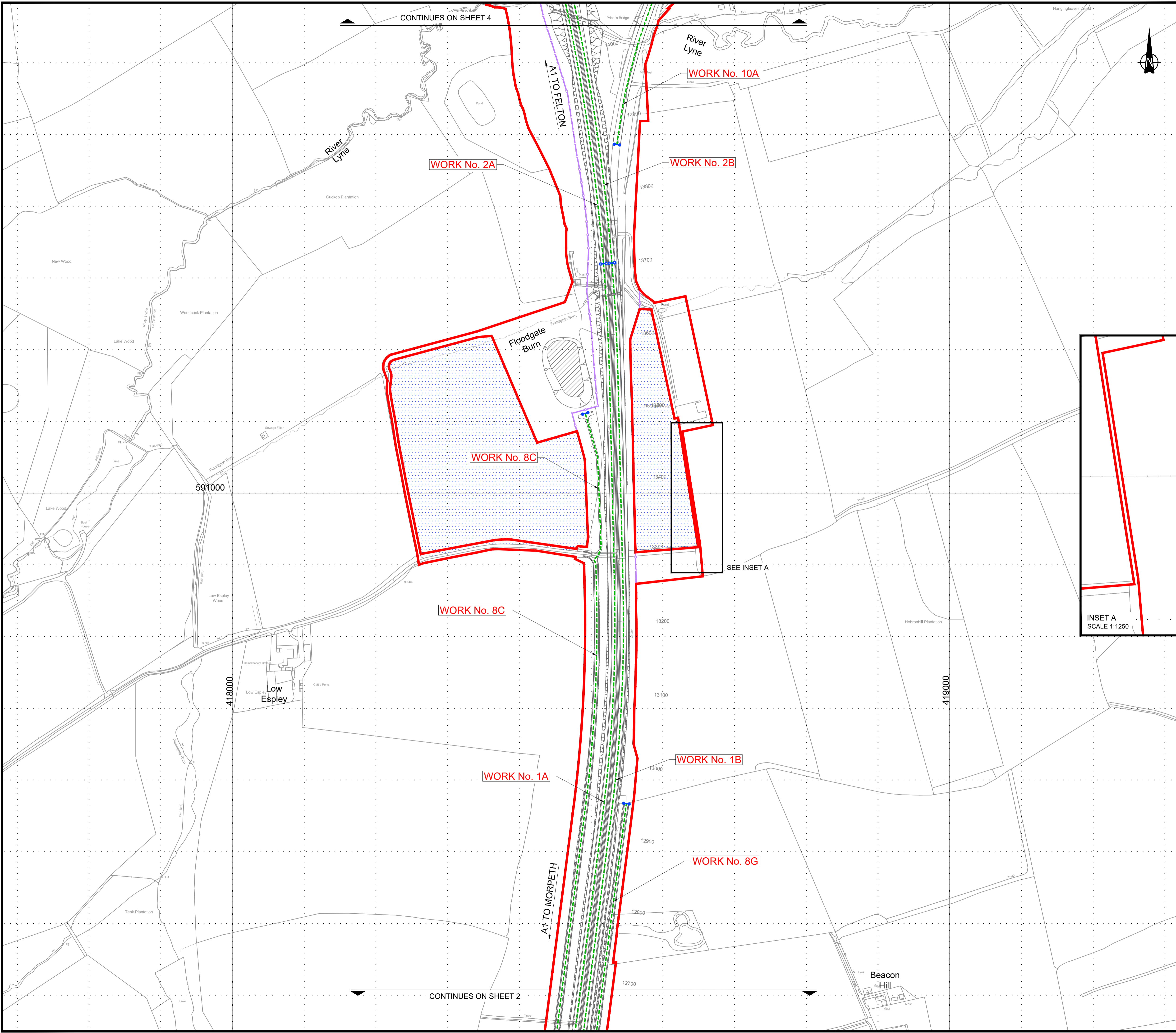
Drawing Number	Revision
HE551459-WSP-HGN-M2F-DR-CH-1369	0
PW Stage Code	0

CONTINUES ON SHEET 3

CONTINUES ON SHEET 1



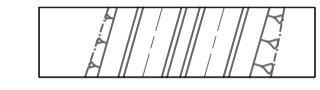








CONTINUES ON SHEET 4

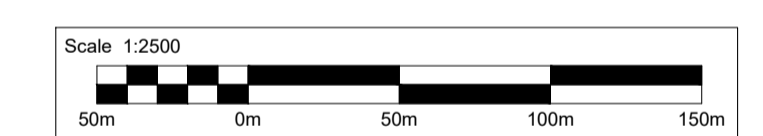
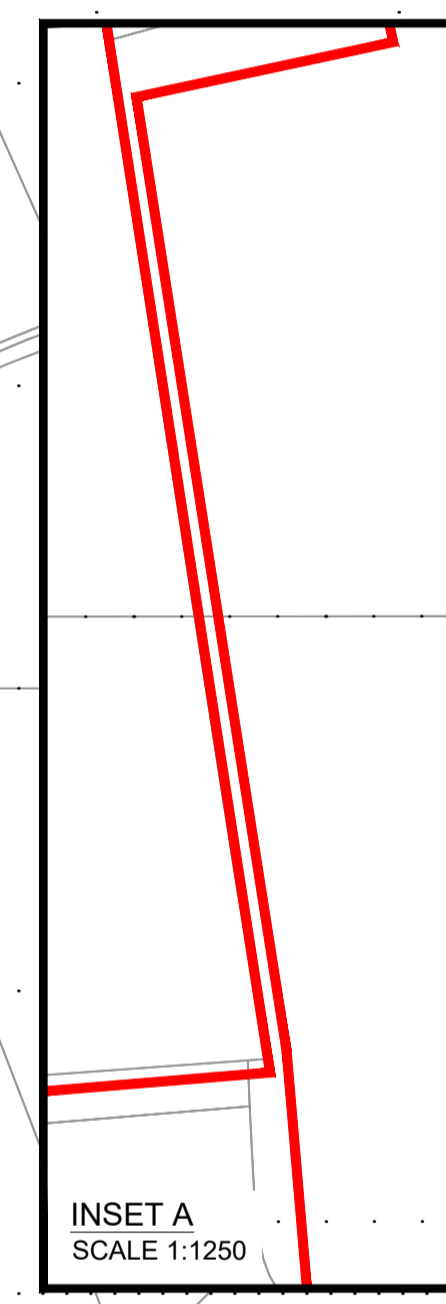


**NOTES:**

- All dimensions and chainages are in metres unless stated otherwise.
- Works are described in Schedule 1 (Authorised Development) of the Development Consent Order (Application Document Reference: TR010041/APP/3.1).
- The proposed works shown are illustrative only and will be subject to change as part of the detailed design development. Any changes will be limited to being within the Order Limits and any other constraints included in the Development Consent Order.

**KEY:**

-  PROPOSED DESIGN (SHOWN FOR ILLUSTRATIVE PURPOSES ONLY)
-  ORDER LIMITS
-  WORK CENTRELINE (APPROX.)
-  LIMIT OF DEVIATION (APPLIES TO ALL WORK NUMBERS UNLESS STATED OTHERWISE)
-  LIMIT OF DEVIATION (APPLIES TO ALL WORK NUMBERS UNLESS STATED OTHERWISE)
-  NON LINEAR WORKS
-  AREAS NOT INCLUDED WITHIN ORDER LIMITS
-  TRANSITION BETWEEN WORKS (APPROX.)
-  COMMENCEMENT/TERMINATION OF WORK (APPROX.)



CONTINUES ON SHEET 2

0	07/05/20	DCO SUBMISSION	RP	MM	TK	DM
Rev.	Date	Description	By	Eng' Chk	Disc' Chk	App'd
Subsidiary						Status
DCO SUBMISSION						A3

PINS Reference Number: TR010041/APP/2.3



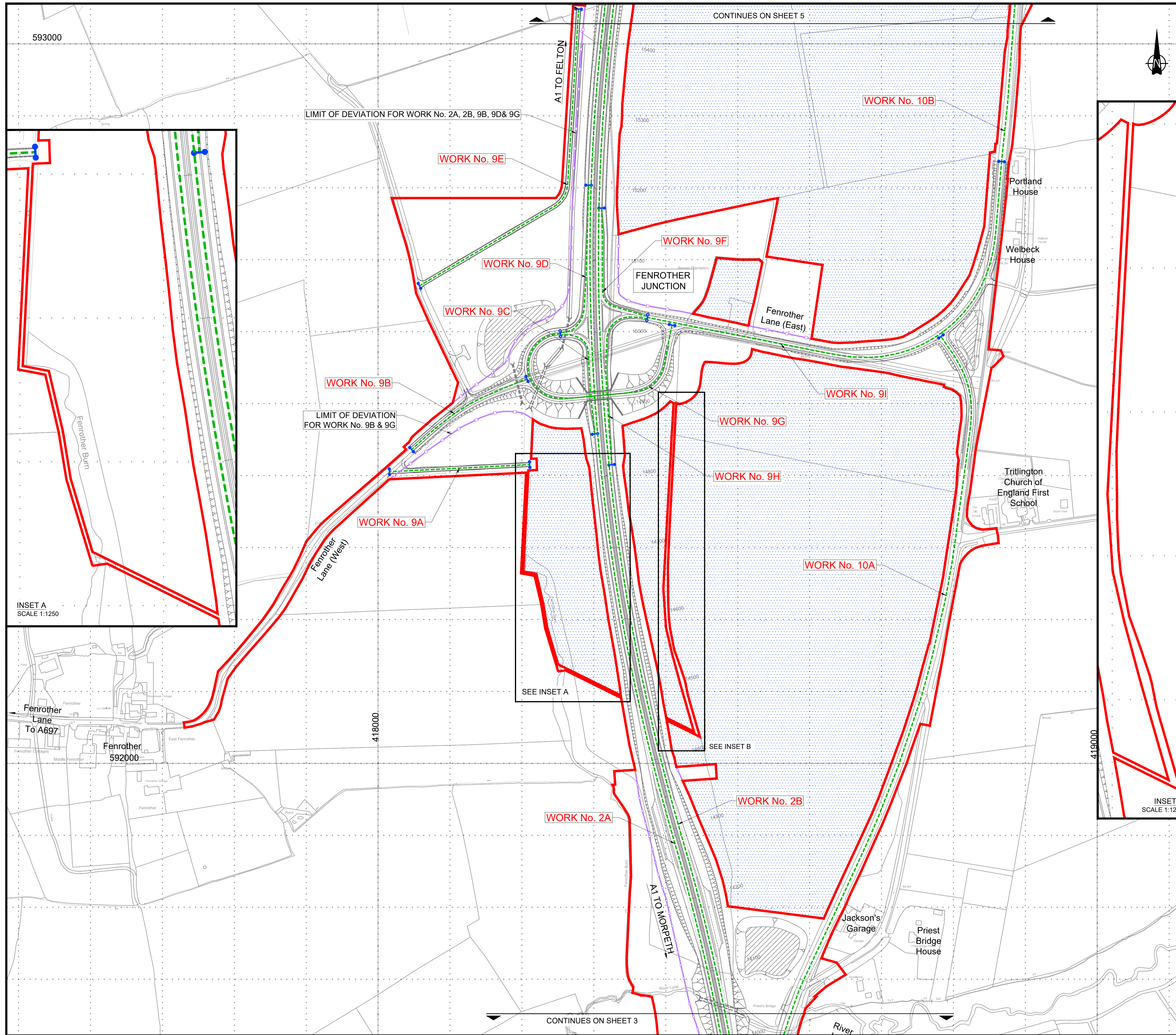
Project Title: A1 in Northumberland: Morpeth to Ellingham Part A

Drawing Title: WORKS PLANS REGULATION 5(2)(j) SHEET 03 OF 19

Scale	1:2500	Drawn	RP	Eng. Check	MM	Approved	TK	Authorised	DM
Original Size	A1	Date	07/05/20	Date	07/05/20	Date	07/05/20	Date	07/05/20

Drawing Number	HE551459-WSP-HGN-M2F-DR-CH-1370	Revision	0
PW Stage Code			0





CONTINUES ON SHEET 5

593000

LIMIT OF DEVIATION FOR WORK No. 2A, 2B, 9B, 9D & 9G

A1 TO FELTON

WORK No. 10B

WORK No. 9E

WORK No. 9F

WORK No. 9D

FENROTHER JUNCTION

WORK No. 9C

Fenrother Lane (East)

Portland House  
Welbeck House

WORK No. 9B

LIMIT OF DEVIATION FOR WORK No. 9B & 9G

WORK No. 9I

WORK No. 9G

WORK No. 9H

Tritlington Church of England First School

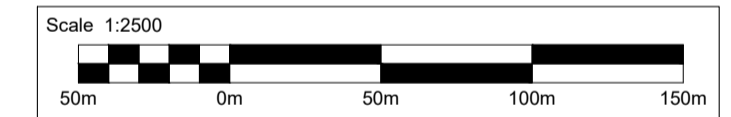
WORK No. 9A

Fenrother Lane (West)

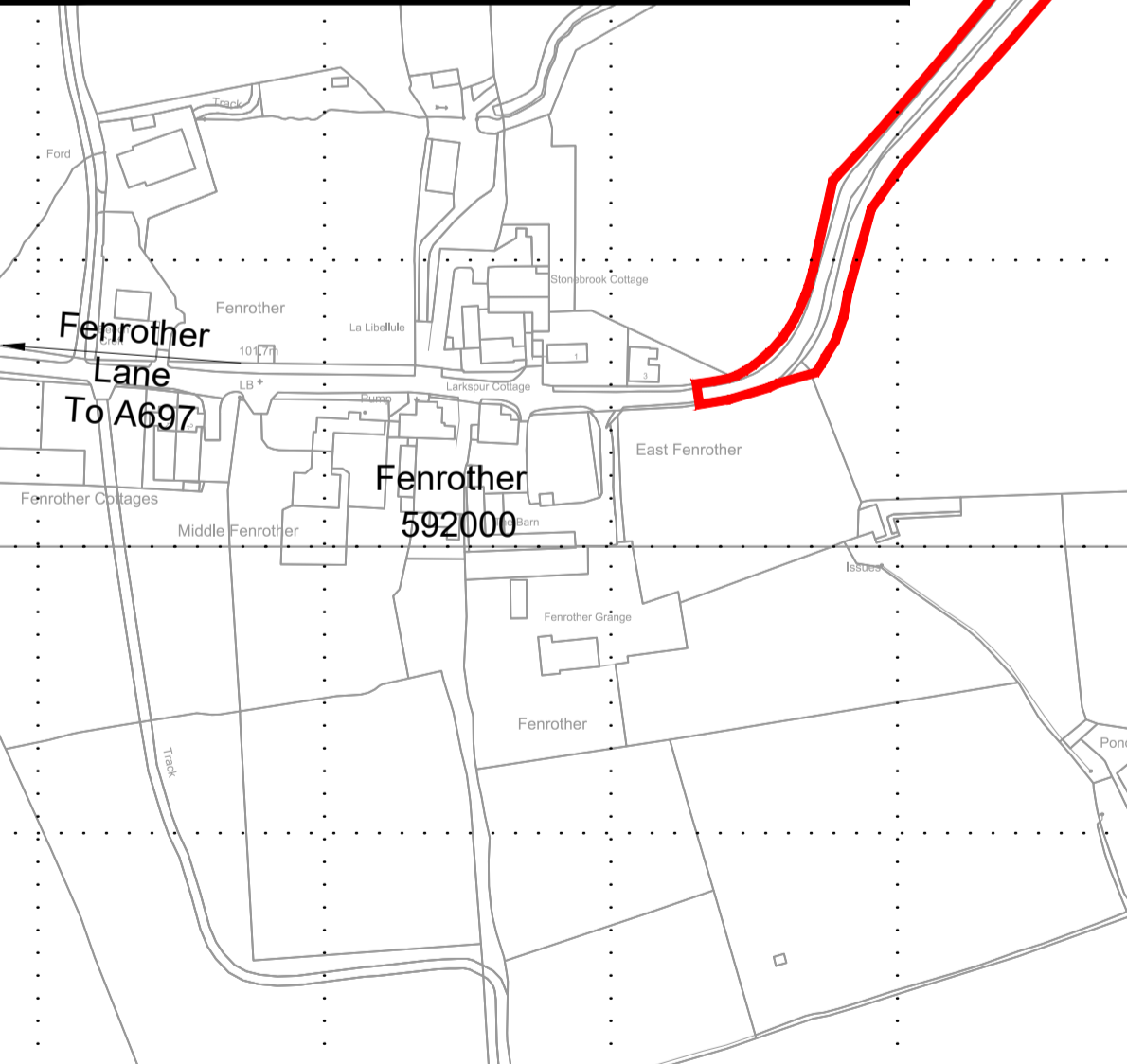
WORK No. 10A

SEE INSET A

SEE INSET B



INSET A  
SCALE 1:1250



418000

419000

INSET B  
SCALE 1:1250

WORK No. 2A

WORK No. 2B

A1 TO MORPETH

Jackson's Garage  
Priest Bridge House

CONTINUES ON SHEET 3

NOTES:

- All dimensions and chainages are in metres unless stated otherwise.
- Works are described in Schedule 1 (Authorised Development) of the Development Consent Order (Application Document Reference: TR010041/APP/3.1).
- The proposed works shown are illustrative only and will be subject to change as part of the detailed design development. Any changes will be limited to being within the Order Limits and any other constraints included in the Development Consent Order.

KEY:

- PROPOSED DESIGN (SHOWN FOR ILLUSTRATIVE PURPOSES ONLY)
- ORDER LIMITS
- WORK CENTRELINE (APPROX.)
- LIMIT OF DEVIATION (APPLIES TO ALL WORK NUMBERS UNLESS STATED OTHERWISE)
- NON LINEAR WORKS
- AREAS NOT INCLUDED WITHIN ORDER LIMITS
- TRANSITION BETWEEN WORKS (APPROX.)
- COMMENCEMENT/TERMINATION OF WORK (APPROX.)

0	07/05/20	DCO SUBMISSION	RP	MM	TK	DM
Rev.	Date	Description	By	Eng' Chk	Disc' Chk	App'd
DCO SUBMISSION						A3

PINS Reference Number  
**TR010041/APP/2.3**

Client

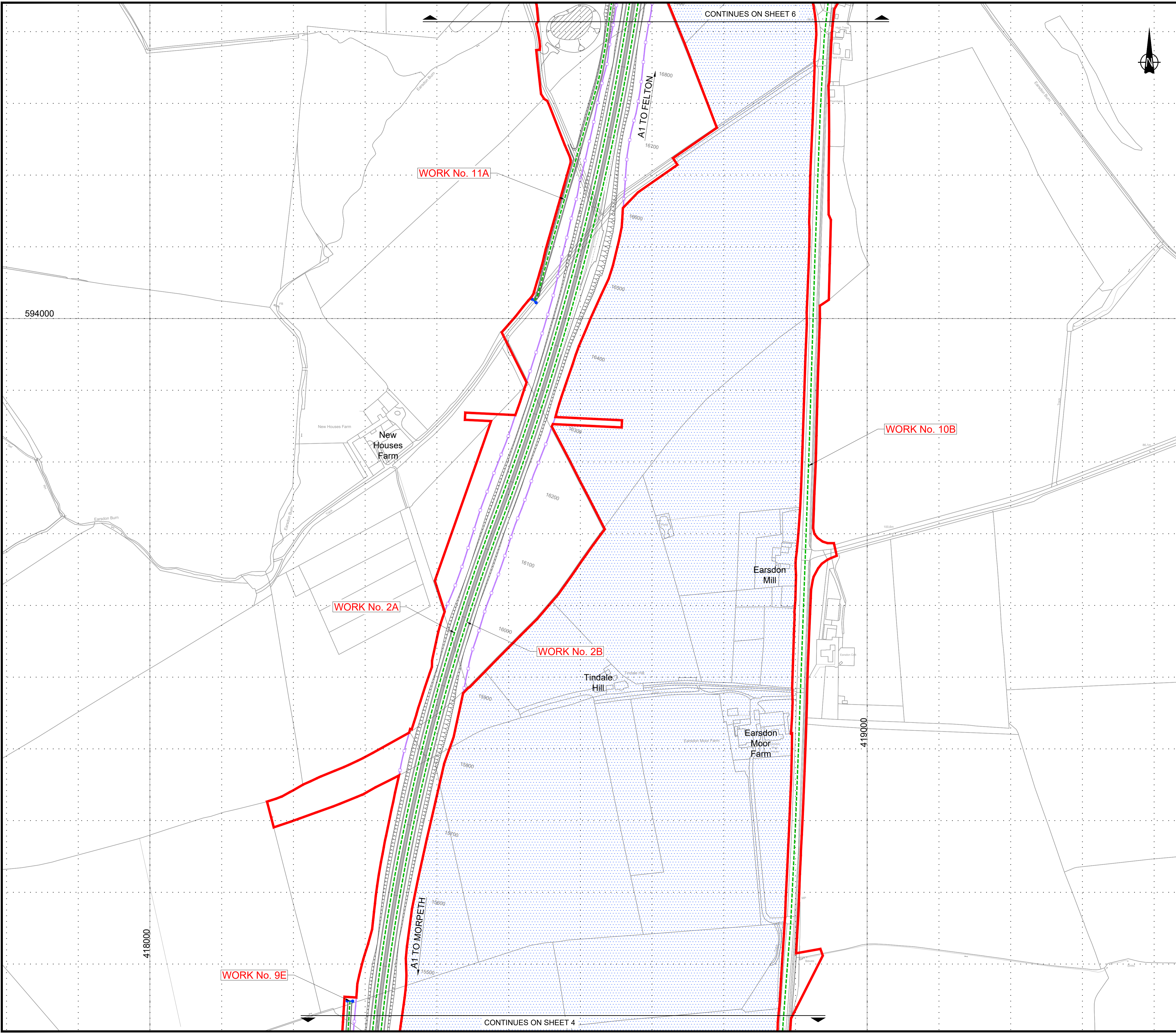
Project Title  
**A1 in Northumberland: Morpeth to Ellingham Part A**

Drawing Title  
**WORKS PLANS REGULATION 5(2)(j) SHEET 04 OF 19**

Scale	1:2500	Drawn	RP	Eng. Check	MM	Approved	TK	Authorised	DM
Original Size	A1	Date	07/05/20	Date	07/05/20	Date	07/05/20	Date	07/05/20

Drawing Number	HE551459-WSP-HGN-M2F-DR-CH-1371	Revision	0
PW Stage Code			0







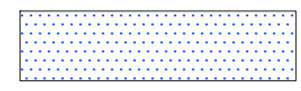




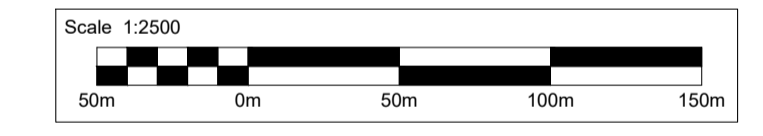


**NOTES:**

1. All dimensions and chainages are in metres unless stated otherwise.
2. Works are described in Schedule 1 (Authorised Development) of the Development Consent Order (Application Document Reference: TR010041/APP/3.1).
3. The proposed works shown are illustrative only and will be subject to change as part of the detailed design development. Any changes will be limited to being within the Order Limits and any other constraints included in the Development Consent Order.

**KEY:**

-  PROPOSED DESIGN (SHOWN FOR ILLUSTRATIVE PURPOSES ONLY)
-  ORDER LIMITS
-  WORK CENTRELINE (APPROX.)
-  LIMIT OF DEVIATION (APPLIES TO ALL WORK NUMBERS UNLESS STATED OTHERWISE)
- 
-  NON LINEAR WORKS
-  AREAS NOT INCLUDED WITHIN ORDER LIMITS
-  TRANSITION BETWEEN WORKS (APPROX.)
-  COMMENCEMENT/TERMINATION OF WORK (APPROX.)



0	07/05/20	DCO SUBMISSION	RP	MM	TK	DM
Rev.	Date	Description	By	Eng' Chk	Disc' Chk	App'd
Subsidiary						Status
DCO SUBMISSION						A3

PINS Reference Number  
**TR010041/APP/2.3**



Project Title  
**A1 in Northumberland: Morpeth to Ellingham Part A**

Drawing Title  
**WORKS PLANS  
REGULATION 5(2)(j)  
SHEET 05 OF 19**

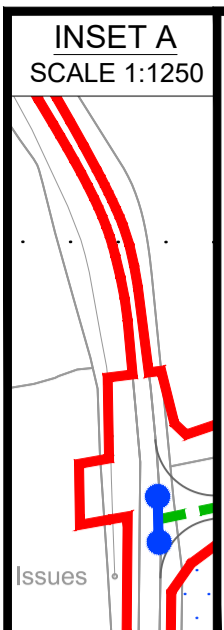
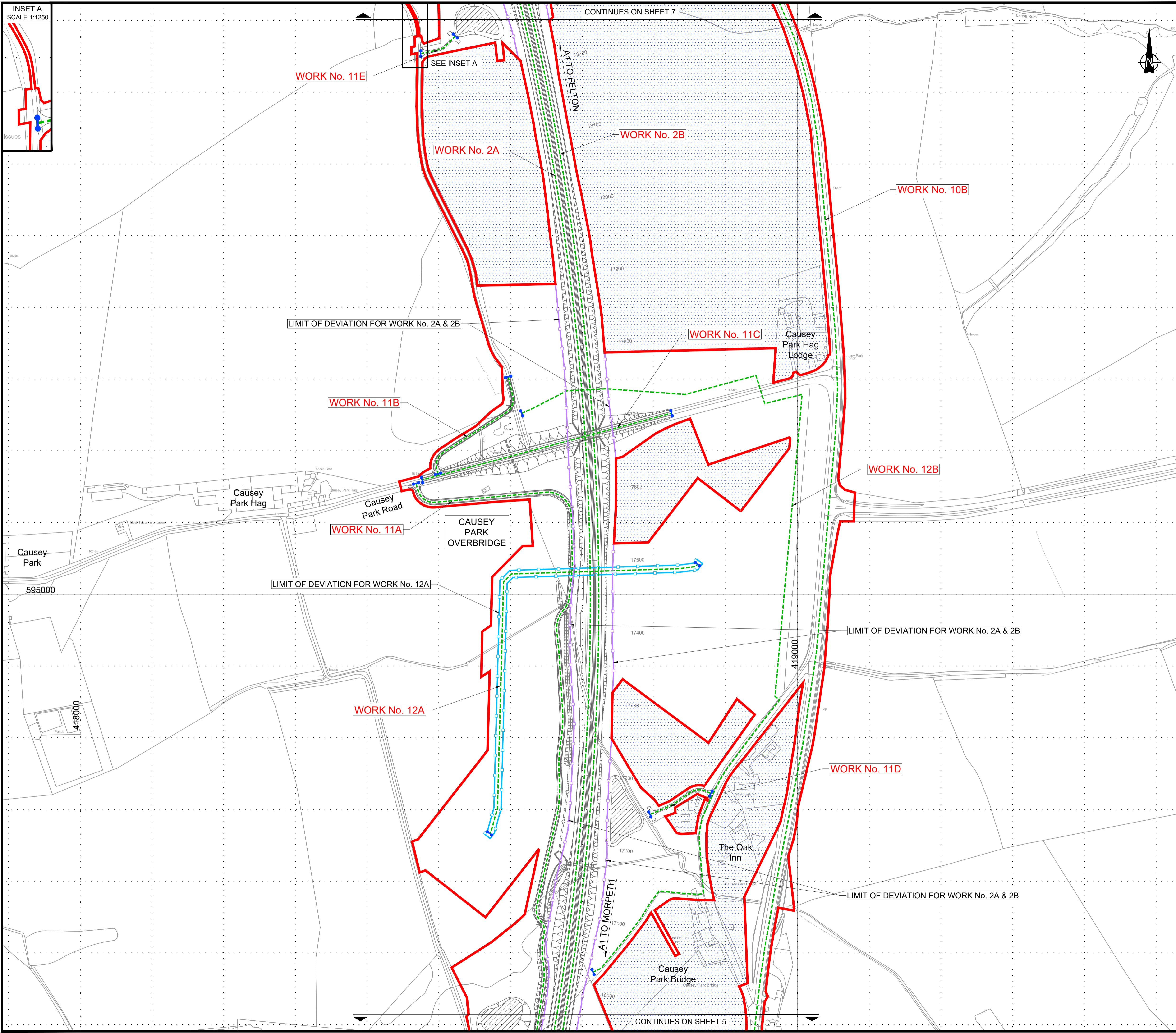
Scale	1:2500	Drawn	RP	Eng. Check	MM	Approved	TK	Authorised	DM
Original Size	A1	Date	07/05/20	Date	07/05/20	Date	07/05/20	Date	07/05/20

Drawing Number	HE551459-WSP-HGN-M2F-DR-CH-1372	Revision	0
PW Stage Code			0

CONTINUES ON SHEET 6

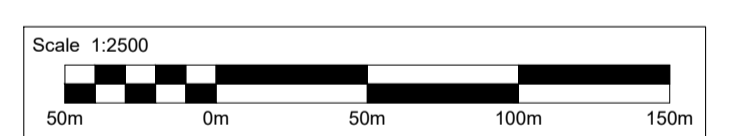
CONTINUES ON SHEET 4





- NOTES:**
- All dimensions and chainages are in metres unless stated otherwise.
  - Works are described in Schedule 1 (Authorised Development) of the Development Consent Order (Application Document Reference: TR010041/APP/3.1).
  - The proposed works shown are illustrative only and will be subject to change as part of the detailed design development. Any changes will be limited to being within the Order Limits and any other constraints included in the Development Consent Order.

- KEY:**
- PROPOSED DESIGN (SHOWN FOR ILLUSTRATIVE PURPOSES ONLY)
  - ORDER LIMITS
  - WORK CENTRELINE (APPROX.)
  - LIMIT OF DEVIATION (APPLIES TO ALL WORK NUMBERS UNLESS STATED OTHERWISE)
  - LIMIT OF DEVIATION (APPLIES TO ALL WORK NUMBERS UNLESS STATED OTHERWISE)
  - NON LINEAR WORKS
  - AREAS NOT INCLUDED WITHIN ORDER LIMITS
  - TRANSITION BETWEEN WORKS (APPROX.)
  - COMMENCEMENT/TERMINATION OF WORK (APPROX.)



0	07/05/20	DCO SUBMISSION	RP	MM	TK	DM
Rev.	Date	Description	By	Eng' Chk	Disc' Chk	App'd
Subsidiary						Status
DCO SUBMISSION						A3

PINS Reference Number  
**TR010041/APP/2.3**



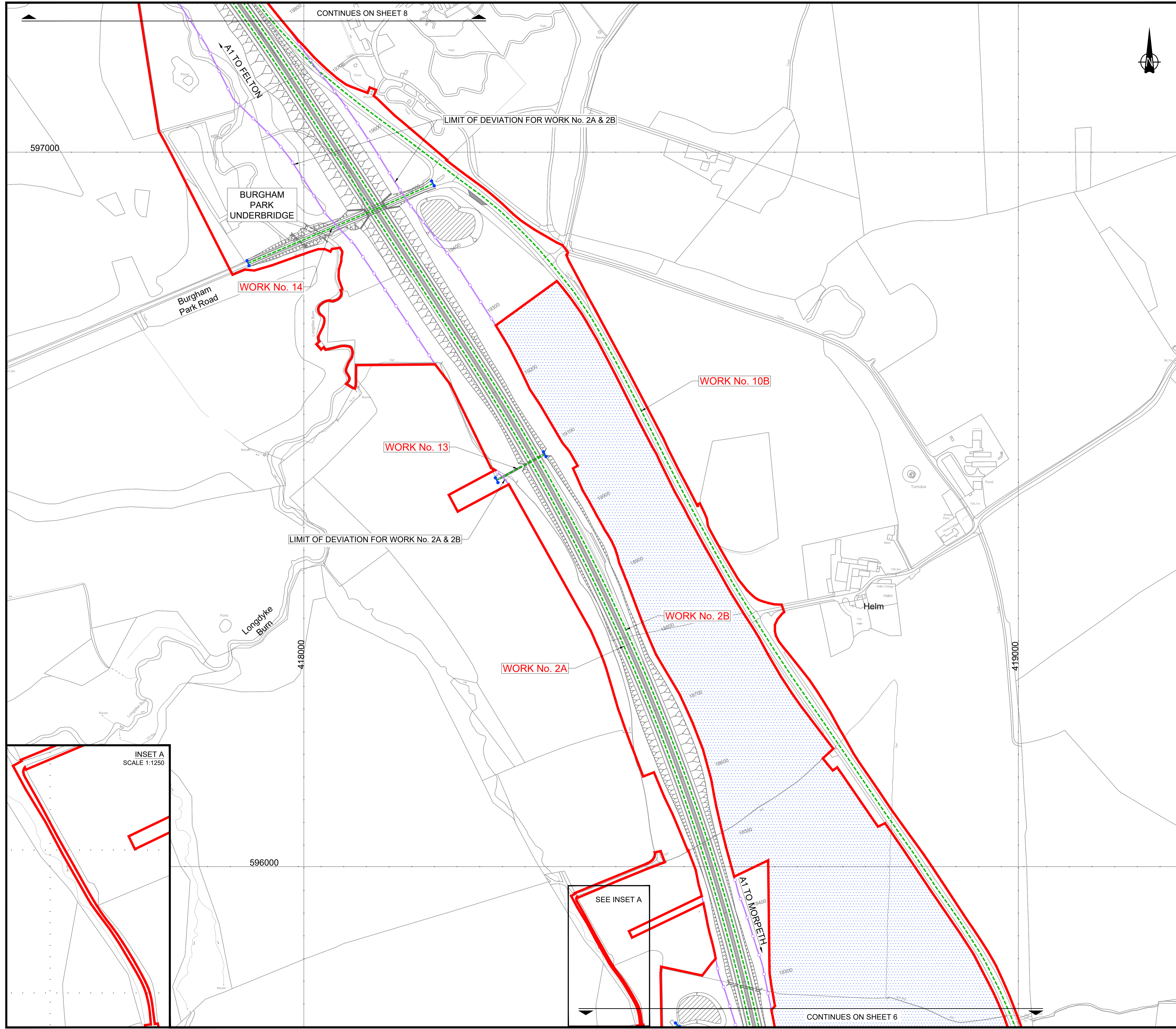
Project Title  
**A1 in Northumberland: Morpeth to Ellingham Part A**

Drawing Title  
**WORKS PLANS  
REGULATION 5(2)(j)  
SHEET 06 OF 19**

Scale	1:2500	Drawn	RP	Eng. Check	MM	Approved	TK	Authorised	DM
Original Size	A1	Date	07/05/20	Date	07/05/20	Date	07/05/20	Date	07/05/20

Drawing Number	HE551459-WSP-HGN-M2F-DR-CH-1373	Revision	0
PW Stage Code			0

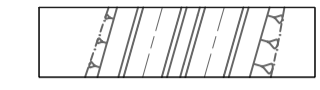










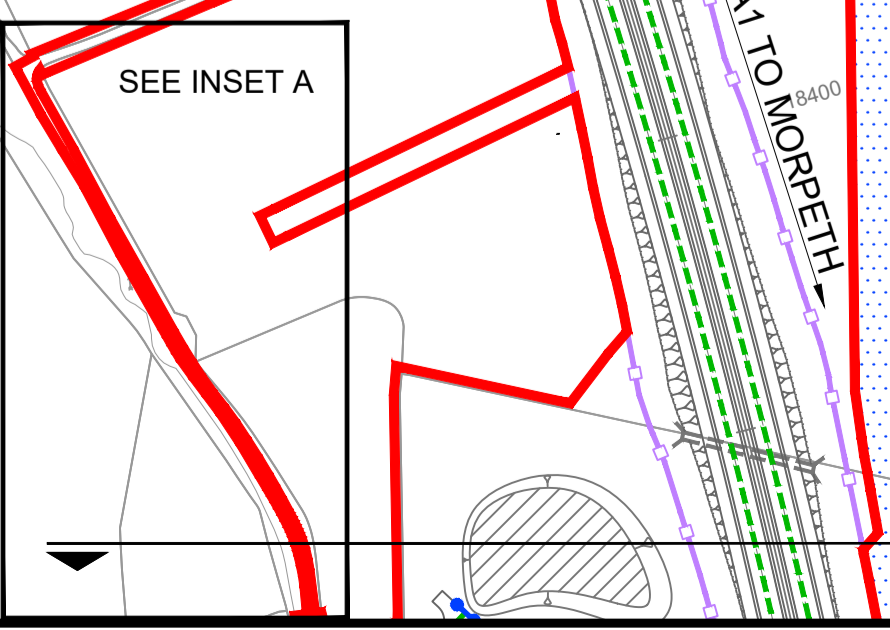
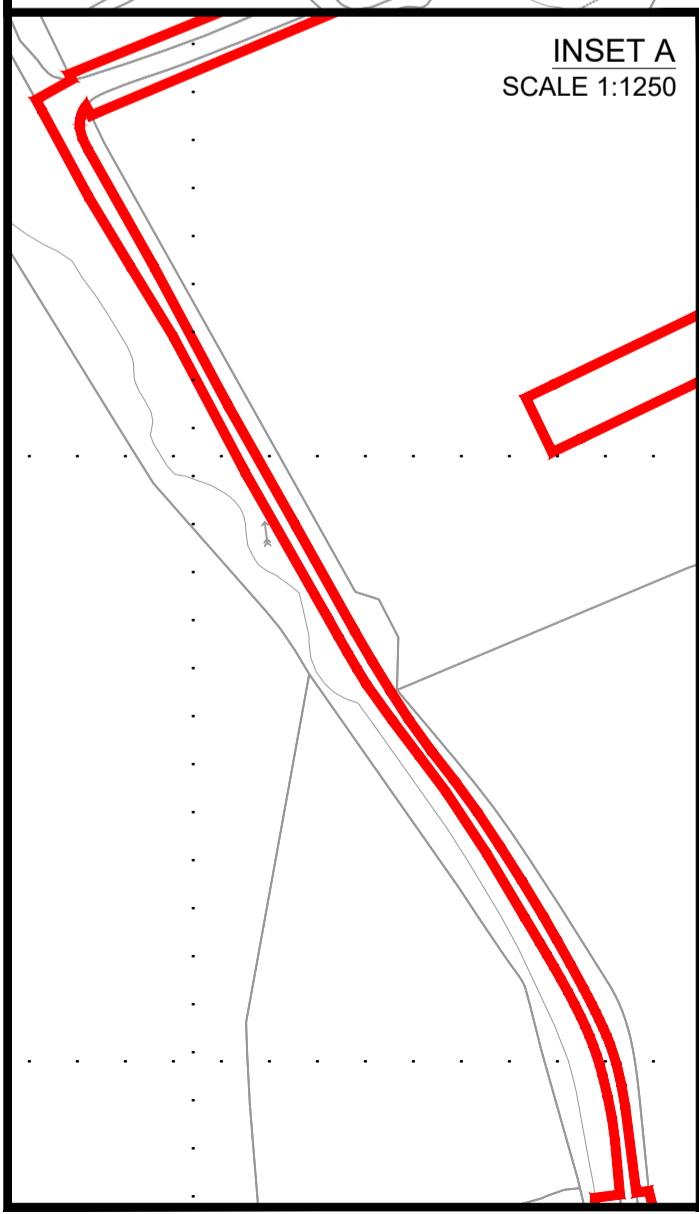
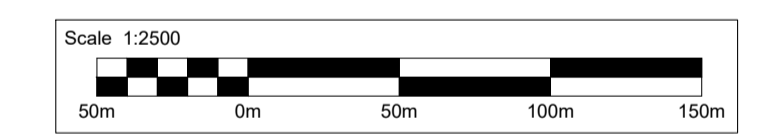



**NOTES:**

- All dimensions and chainages are in metres unless stated otherwise.
- Works are described in Schedule 1 (Authorised Development) of the Development Consent Order (Application Document Reference: TR010041/APP/3.1).
- The proposed works shown are illustrative only and will be subject to change as part of the detailed design development. Any changes will be limited to being within the Order Limits and any other constraints included in the Development Consent Order.

**KEY:**

-  PROPOSED DESIGN (SHOWN FOR ILLUSTRATIVE PURPOSES ONLY)
-  ORDER LIMITS
-  WORK CENTRELINE (APPROX.)
-  LIMIT OF DEVIATION (APPLIES TO ALL WORK NUMBERS UNLESS STATED OTHERWISE)
- 
-  NON LINEAR WORKS
-  AREAS NOT INCLUDED WITHIN ORDER LIMITS
-  TRANSITION BETWEEN WORKS (APPROX.)
-  COMMENCEMENT/TERMINATION OF WORK (APPROX.)

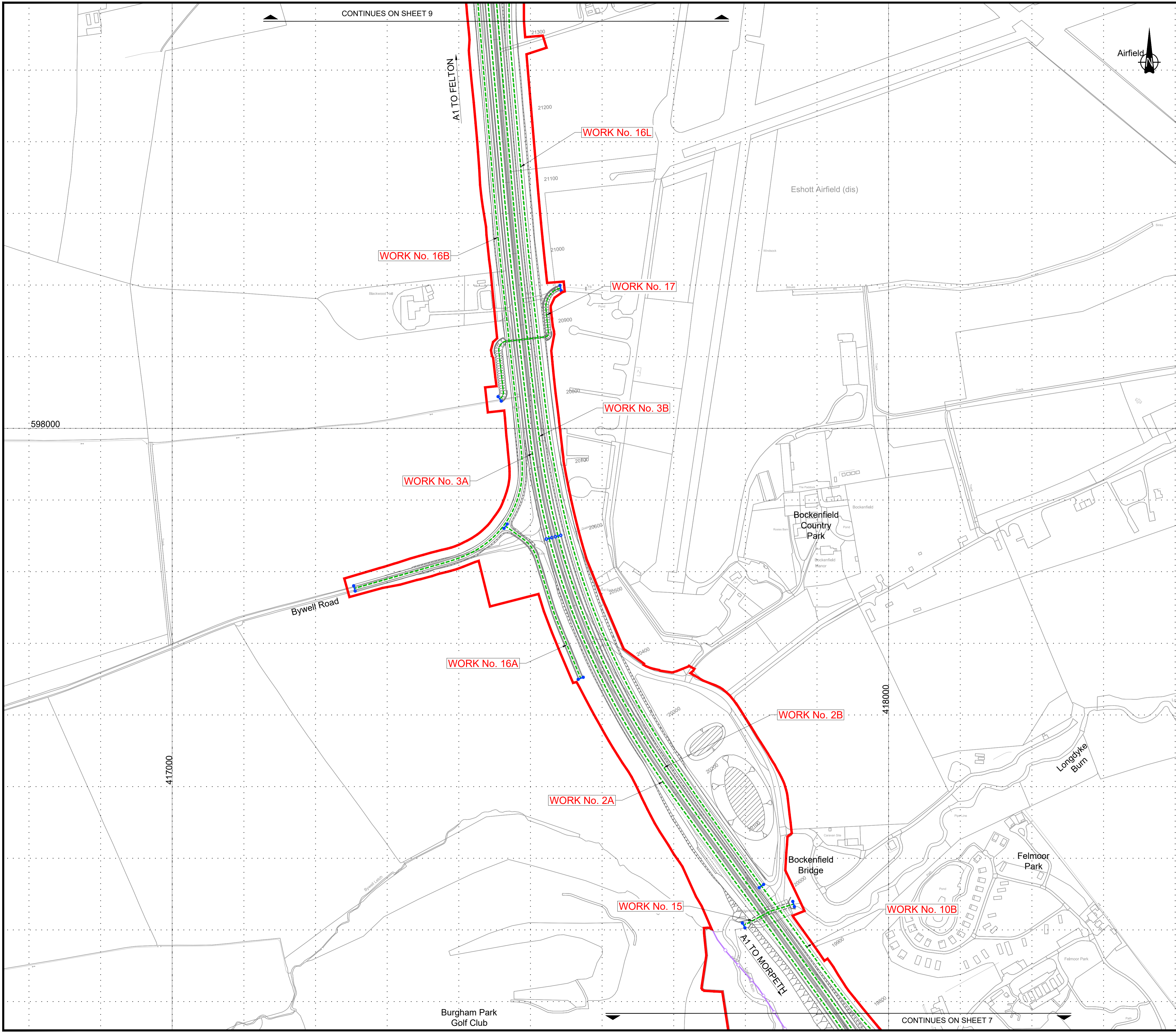


0	07/05/20	DCO SUBMISSION	RP	MM	TK	DM
Rev.	Date	Description	By	Eng' Chk	Disc' Chk	App'd
Subsidiarity						Status
DCO SUBMISSION						A3
PINS Reference Number						
TR010041/APP/2.3						
Client						
						
Project Title						
A1 in Northumberland: Morpeth to Ellingham Part A						
Drawing Title						
WORKS PLANS REGULATION 5(2)(j) SHEET 07 OF 19						
Scale	1:2500	Drawn	RP	Eng. Check	MM	Approved
Original Size	A1	Date	07/05/20	Date	07/05/20	Date
Drawing Number	HE551459-WSP-HGN-M2F-DR-CH-1374					Revision
						0
						PW Stage Code
						0

CONTINUES ON SHEET 8

CONTINUES ON SHEET 6



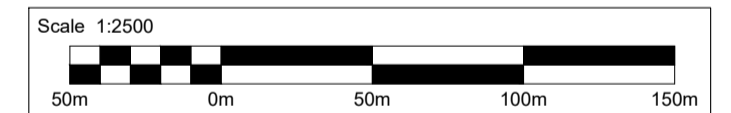


NOTES:

- All dimensions and chainages are in metres unless stated otherwise.
- Works are described in Schedule 1 (Authorised Development) of the Development Consent Order (Application Document Reference: TR010041/APP/3.1).
- The proposed works shown are illustrative only and will be subject to change as part of the detailed design development. Any changes will be limited to being within the Order Limits and any other constraints included in the Development Consent Order.

KEY:

- PROPOSED DESIGN (SHOWN FOR ILLUSTRATIVE PURPOSES ONLY)
- ORDER LIMITS
- WORK CENTRELINE (APPROX.)
- LIMIT OF DEVIATION (APPLIES TO ALL WORK NUMBERS UNLESS STATED OTHERWISE)
- 
- NON LINEAR WORKS
- AREAS NOT INCLUDED WITHIN ORDER LIMITS
- TRANSITION BETWEEN WORKS (APPROX.)
- COMMENCEMENT/TERMINATION OF WORK (APPROX.)



0	07/05/20	DCO SUBMISSION	RP	MM	TK	DM
Rev.	Date	Description	By	Eng' Chk	Disc' Chk	App'd
Submittal						Status
DCO SUBMISSION						A3

PINS Reference Number TR010041/APP/2.3



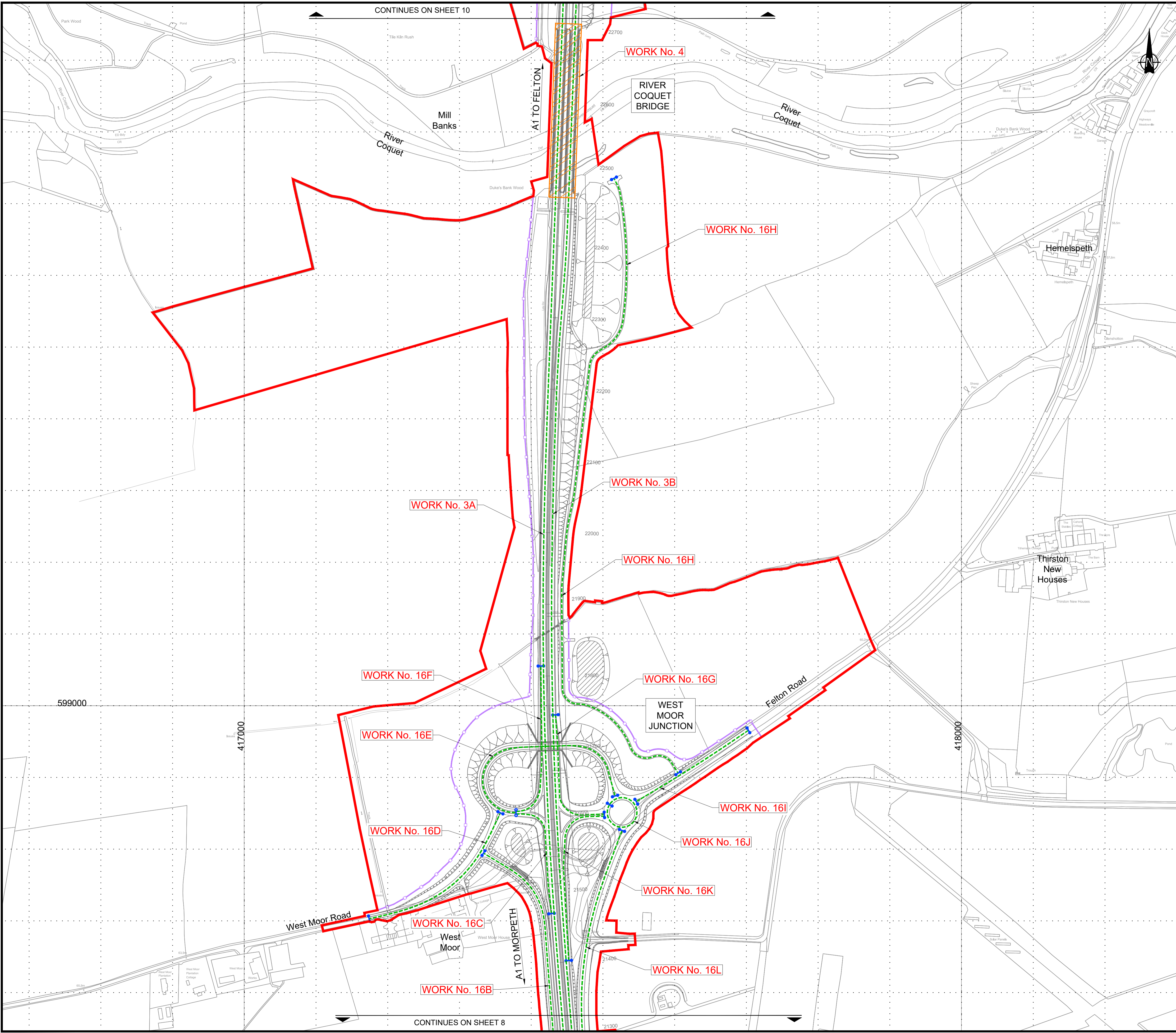
Project Title A1 in Northumberland: Morpeth to Ellingham Part A

Drawing Title WORKS PLANS REGULATION 5(2)(j) SHEET 08 OF 19

Scale	1:2500	Drawn	RP	Eng. Check	MM	Approved	TK	Authorised	DM
Original Size	A1	Date	07/05/20	Date	07/05/20	Date	07/05/20	Date	07/05/20

Drawing Number	HE551459-WSP-HGN-M2F-DR-CH-1375	Revision	0
PW Stage Code			0



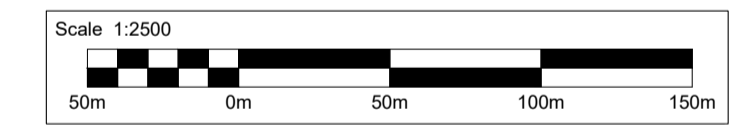


NOTES:

- All dimensions and chainages are in metres unless stated otherwise.
- Works are described in Schedule 1 (Authorised Development) of the Development Consent Order (Application Document Reference: TR010041/APP/3.1).
- The proposed works shown are illustrative only and will be subject to change as part of the detailed design development. Any changes will be limited to being within the Order Limits and any other constraints included in the Development Consent Order.

KEY:

- PROPOSED DESIGN (SHOWN FOR ILLUSTRATIVE PURPOSES ONLY)
- ORDER LIMITS
- WORK CENTRELINE (APPROX.)
- LIMIT OF DEVIATION (APPLIES TO ALL WORK NUMBERS UNLESS STATED OTHERWISE)
- 
- NON LINEAR WORKS
- AREAS NOT INCLUDED WITHIN ORDER LIMITS
- TRANSITION BETWEEN WORKS (APPROX.)
- COMMENCEMENT/TERMINATION OF WORK (APPROX.)



0	07/05/20	DCO SUBMISSION	RP	MM	TK	DM
Rev.	Date	Description	By	Eng' Chk	Disc' Chk	App'd

Subsidiary: DCO SUBMISSION Status: A3

PINS Reference Number: TR010041/APP/2.3



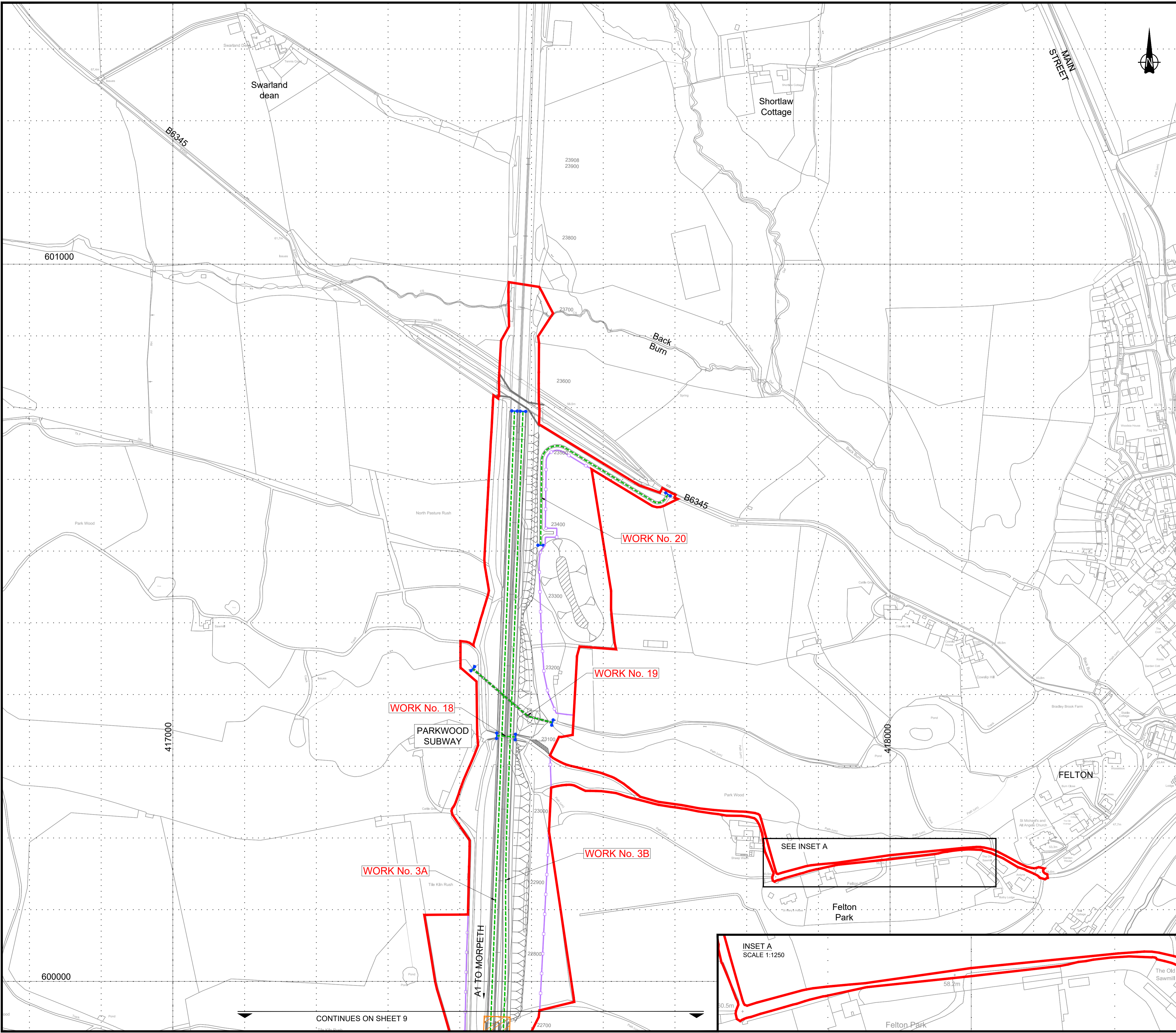
Project Title: A1 in Northumberland: Morpeth to Ellingham Part A

Drawing Title: WORKS PLANS REGULATION 5(2)(j) SHEET 09 OF 19

Scale: 1:2500	Drawn: RP	Eng. Check: MM	Approved: TK	Authorised: DM
Original Size: A1	Date: 07/05/20	Date: 07/05/20	Date: 07/05/20	Date: 07/05/20

Drawing Number: HE551459-WSP-HGN-M2F-DR-CH-1376  
Revision: 0  
PW Stage Code: 0

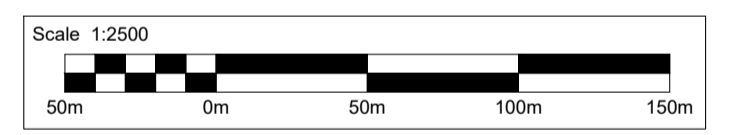




- NOTES:**
- All dimensions and chainages are in metres unless stated otherwise.
  - Works are described in Schedule 1 (Authorised Development) of the Development Consent Order (Application Document Reference: TR010041/APP/3.1).
  - The proposed works shown are illustrative only and will be subject to change as part of the detailed design development. Any changes will be limited to being within the Order Limits and any other constraints included in the Development Consent Order.

**KEY:**

- PROPOSED DESIGN (SHOWN FOR ILLUSTRATIVE PURPOSES ONLY)
- ORDER LIMITS
- WORK CENTRELINE (APPROX.)
- LIMIT OF DEVIATION (APPLIES TO ALL WORK NUMBERS UNLESS STATED OTHERWISE)
- COMMENCEMENT/TERMINATION OF WORK (APPROX.)
- TRANSITION BETWEEN WORKS (APPROX.)
- NON LINEAR WORKS
- AREAS NOT INCLUDED WITHIN ORDER LIMITS



Rev.	Date	Description	By	Eng' Chk	Disc' Chk	App'd	Status
0	07/05/20	DCO SUBMISSION		RP	MM	TK	DM

Suitability: DCO SUBMISSION Status: A3

PINS Reference Number: TR010041/APP/2.3

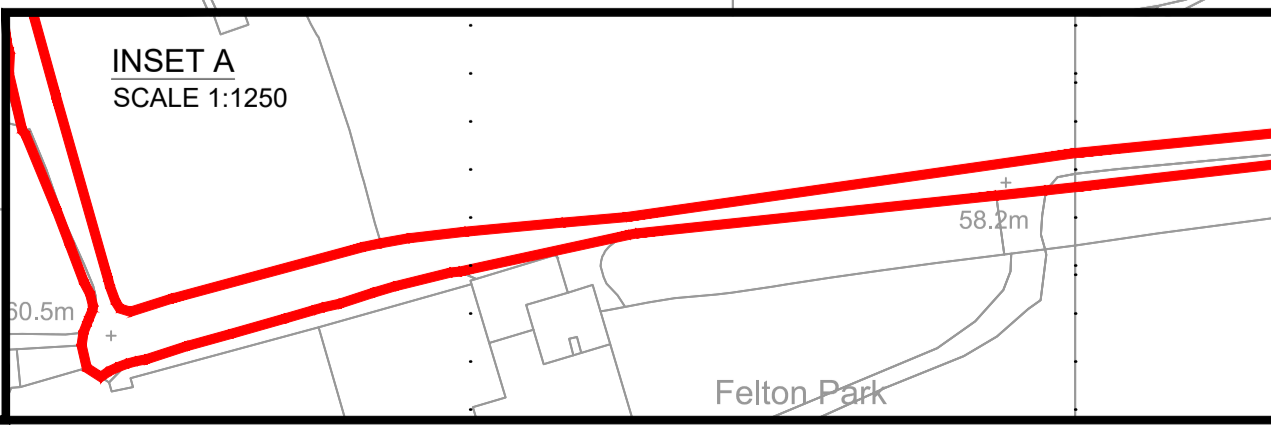


Project Title: A1 in Northumberland: Morpeth to Ellingham Part A

Drawing Title: WORKS PLANS REGULATION 5(2)(j) SHEET 10 OF 19

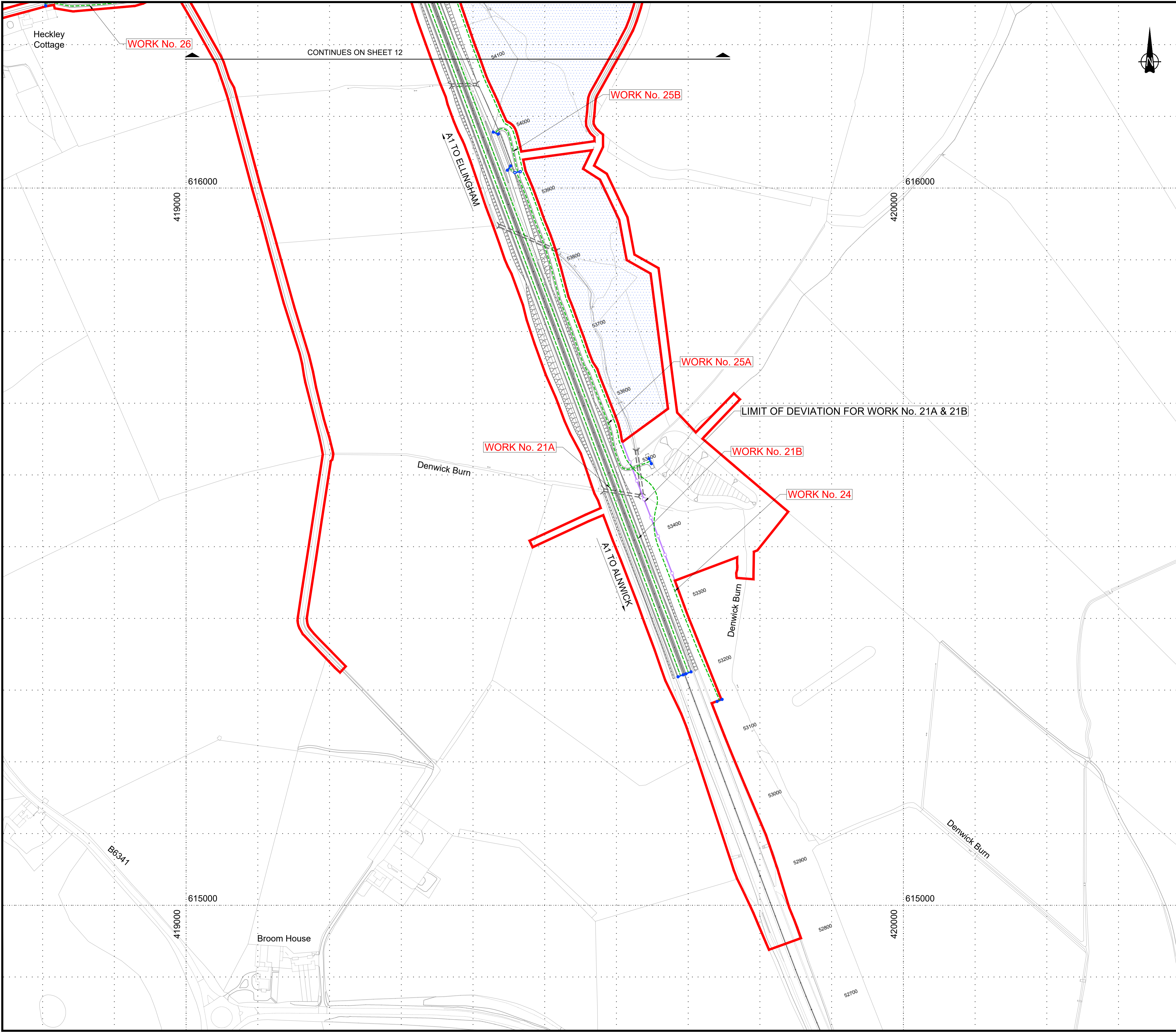
Scale	Drawn	Eng. Check	Approved	Authorised
1:2500	RP	MM	TK	DM
Original Size	Date	Date	Date	Date
A1	07/05/20	07/05/20	07/05/20	07/05/20

Drawing Number: HE551459-WSP-HGN-M2F-DR-CH-1377	Revision: 0
	PW Stage Code: 0



CONTINUES ON SHEET 9












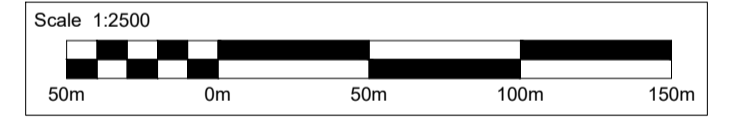


**NOTES:**

1. All dimensions and chainages are in metres unless stated otherwise.
2. Works are described in Schedule 1 (Authorised Development) of the Development Consent Order (Application Document Reference: TR010041/APP/3.1).
3. The proposed works shown are illustrative only and will be subject to change as part of the detailed design development. Any changes will be limited to being within the Order Limits and any other constraints included in the Development Consent Order.

**KEY:**

-  PROPOSED DESIGN (SHOWN FOR ILLUSTRATIVE PURPOSES ONLY)
-  ORDER LIMITS
-  WORK CENTRELINE (APPROX.)
-  LIMIT OF DEVIATION (APPLIES TO ALL WORK NUMBERS UNLESS STATED OTHERWISE)
-  LIMIT OF DEVIATION (APPLIES TO ALL WORK NUMBERS UNLESS STATED OTHERWISE)
-  NON LINEAR WORKS
-  AREAS NOT INCLUDED WITHIN ORDER LIMITS
-  TRANSITION BETWEEN WORKS (APPROX.)
-  COMMENCEMENT/TERMINATION OF WORK (APPROX.)



0	07/05/20	DCO SUBMISSION	RP	TO	TK	DM
Rev.	Date	Description	By	Eng' Chk	Disc' Chk	App'd
Subsidiary						Status
DCO SUBMISSION						A3

PINS Reference Number: TR010041/APP/2.3



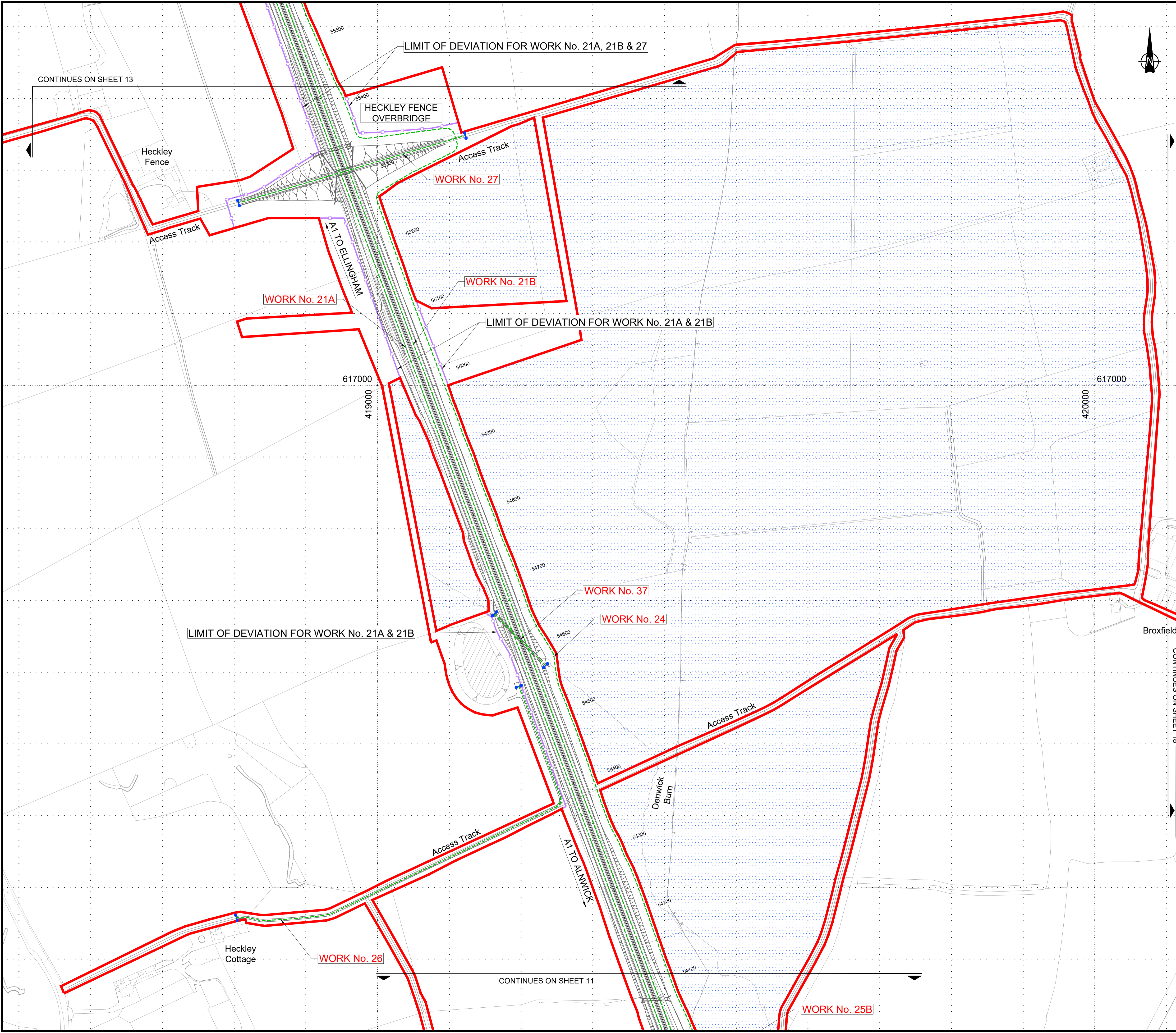
Project Title: A1 in Northumberland: Morpeth to Ellingham Part B

Drawing Title: WORKS PLANS REGULATION 5(2)(j) SHEET 11 OF 19

Scale	1:2500	Drawn	RP	Eng. Check	TO	Approved	TK	Authorised	DM
Original Size	A1	Date	07/05/20	Date	07/05/20	Date	07/05/20	Date	07/05/20

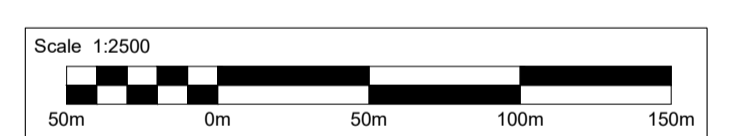
Drawing Number	HE551459-WSP-GEN-A2E-DR-CH-02301	Revision	0
PW Stage Code			0





- NOTES:**
- All dimensions and chainages are in metres unless stated otherwise.
  - Works are described in Schedule 1 (Authorised Development) of the Development Consent Order (Application Document Reference: TR010041/APP/3.1).
  - The proposed works shown are illustrative only and will be subject to change as part of the detailed design development. Any changes will be limited to being within the Order Limits and any other constraints included in the Development Consent Order.

- KEY:**
- PROPOSED DESIGN (SHOWN FOR ILLUSTRATIVE PURPOSES ONLY)
  - ORDER LIMITS
  - WORK CENTRELINE (APPROX.)
  - LIMIT OF DEVIATION (APPLIES TO ALL WORK NUMBERS UNLESS STATED OTHERWISE)
  - NON LINEAR WORKS
  - AREAS NOT INCLUDED WITHIN ORDER LIMITS
  - TRANSITION BETWEEN WORKS (APPROX.)
  - COMMENCEMENT/TERMINATION OF WORK (APPROX.)



0	07/05/20	DCO SUBMISSION	RP	TO	TK	DM
Rev.	Date	Description	By	Eng' Chk	Disc' Chk	App'd
Subsidiary						Status
DCO SUBMISSION						A3

PINS Reference Number  
**TR010041/APP/2.3**



Project Title  
**A1 in Northumberland: Morpeth to Ellingham Part B**

Drawing Title  
**WORKS PLANS  
REGULATION 5(2)(j)  
SHEET 12 OF 19**

Scale	1:2500	Drawn	RP	Eng. Check	TO	Approved	TK	Authorised	DM
Original Size	A1	Date	07/05/20	Date	07/05/20	Date	07/05/20	Date	07/05/20

Drawing Number	HE51459-WSP-GEN-A2E-DR-CH-02302	Revision	0
PW Stage Code			0

CONTINUES ON SHEET 13

CONTINUES ON SHEET 11

CONTINUES ON SHEET 18

Broxfield

Heckley Fence

Heckley Cottage

LIMIT OF DEVIATION FOR WORK No. 21A, 21B & 27

LIMIT OF DEVIATION FOR WORK No. 21A & 21B

LIMIT OF DEVIATION FOR WORK No. 21A & 21B

HECKLEY FENCE OVERBRIDGE

A1 TO ELLINGHAM

A1 TO ALNWICK

Denwick Burn

Access Track

Access Track

Access Track

Access Track

WORK No. 26

WORK No. 27

WORK No. 21B

WORK No. 37

WORK No. 24

WORK No. 25B

617000

419000

617000

420000

55200

55100

55000

54900

54800

54700

54600

54500

54400

54300

54200

54100

54000

53900

53800

53700

53600

53500

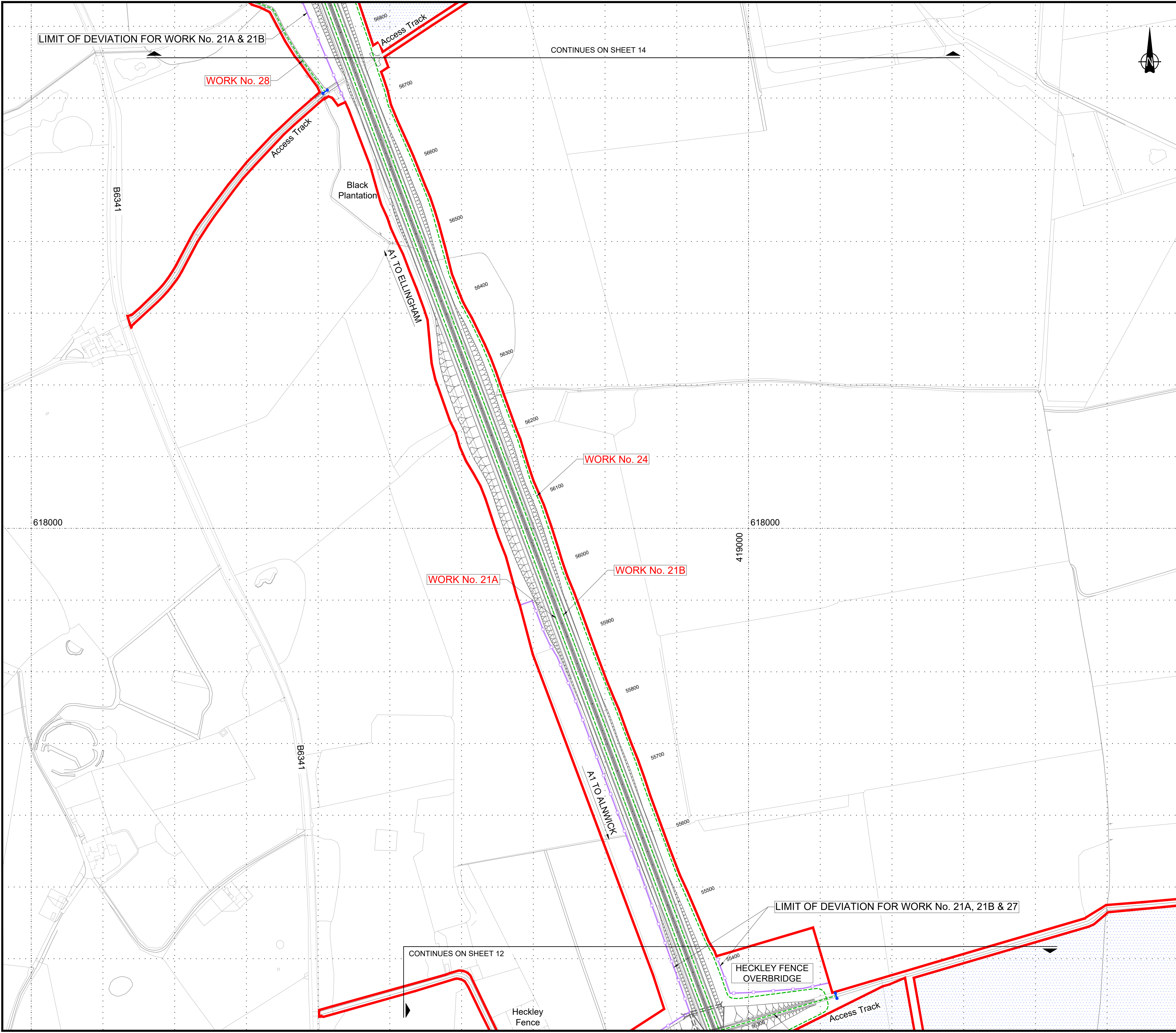
53400

53300

53200

53100

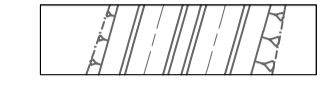










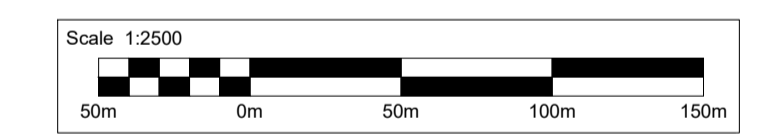


**NOTES:**

1. All dimensions and chainages are in metres unless stated otherwise.
2. Works are described in Schedule 1 (Authorised Development) of the Development Consent Order (Application Document Reference: TR010041/APP/3.1).
3. The proposed works shown are illustrative only and will be subject to change as part of the detailed design development. Any changes will be limited to being within the Order Limits and any other constraints included in the Development Consent Order.

**KEY:**

-  PROPOSED DESIGN (SHOWN FOR ILLUSTRATIVE PURPOSES ONLY)
-  ORDER LIMITS
-  WORK CENTRELINE (APPROX.)
-  LIMIT OF DEVIATION (APPLIES TO ALL WORK NUMBERS UNLESS STATED OTHERWISE)
-  LIMIT OF DEVIATION (APPLIES TO ALL WORK NUMBERS UNLESS STATED OTHERWISE)
-  NON LINEAR WORKS
-  AREAS NOT INCLUDED WITHIN ORDER LIMITS
-  TRANSITION BETWEEN WORKS (APPROX.)
-  COMMENCEMENT/TERMINATION OF WORK (APPROX.)



0	07/05/20	DCO SUBMISSION	RP	TO	TK	DM
Rev.	Date	Description	By	Eng' Chk	Disc' Chk	App'd
Subsidiary						Status
DCO SUBMISSION						A3

PINS Reference Number **TR010041/APP/2.3**



Project Title **A1 in Northumberland: Morpeth to Ellingham Part B**

Drawing Title **WORKS PLANS REGULATION 5(2)(j) SHEET 13 OF 19**

Scale	1:2500	Drawn	RP	Eng. Check	TO	Approved	TK	Authorised	DM
Original Size	A1	Date	07/05/20	Date	07/05/20	Date	07/05/20	Date	07/05/20

Drawing Number	HE551459-WSP-GEN-A2E-DR-CH-02303	Revision	0
PW Stage Code			0

LIMIT OF DEVIATION FOR WORK No. 21A & 21B

CONTINUES ON SHEET 14

WORK No. 28

Black Plantation

A1 TO ELLINGHAM

WORK No. 24

WORK No. 21A

WORK No. 21B

A1 TO ALWICK

LIMIT OF DEVIATION FOR WORK No. 21A, 21B & 27

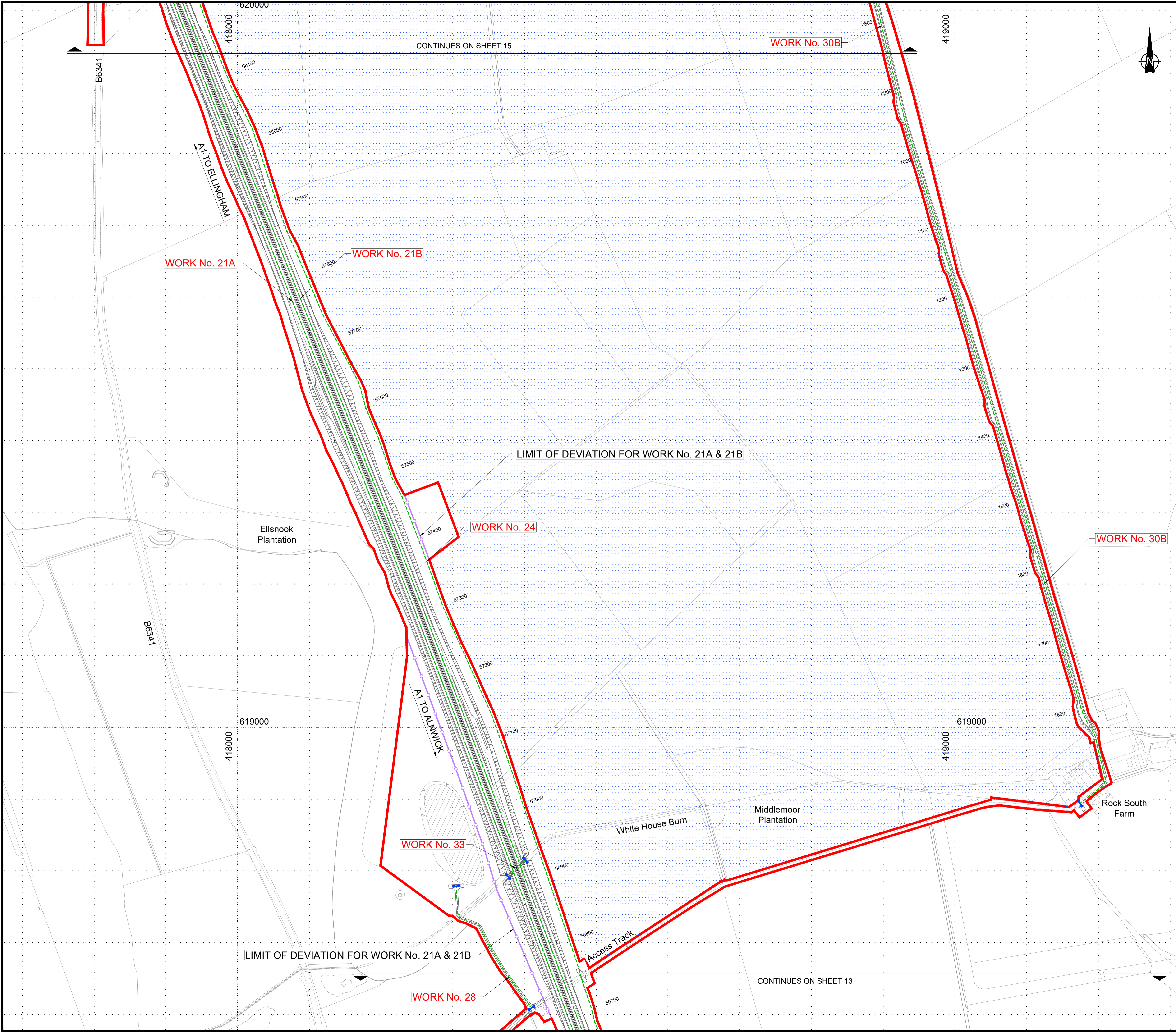
CONTINUES ON SHEET 12

HECKLEY FENCE OVERBRIDGE

Heckley Fence

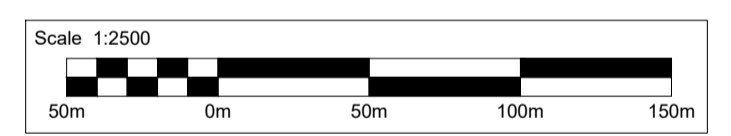
Access Track





- NOTES:**
- All dimensions and chainages are in metres unless stated otherwise.
  - Works are described in Schedule 1 (Authorised Development) of the Development Consent Order (Application Document Reference: TR010041/APP/3.1).
  - The proposed works shown are illustrative only and will be subject to change as part of the detailed design development. Any changes will be limited to being within the Order Limits and any other constraints included in the Development Consent Order.

- KEY:**
- PROPOSED DESIGN (SHOWN FOR ILLUSTRATIVE PURPOSES ONLY)
  - ORDER LIMITS
  - WORK CENTRELINE (APPROX.)
  - LIMIT OF DEVIATION (APPLIES TO ALL WORK NUMBERS UNLESS STATED OTHERWISE)
  - LIMIT OF DEVIATION (APPLIES TO ALL WORK NUMBERS UNLESS STATED OTHERWISE)
  - NON LINEAR WORKS
  - AREAS NOT INCLUDED WITHIN ORDER LIMITS
  - TRANSITION BETWEEN WORKS (APPROX.)
  - COMMENCEMENT/TERMINATION OF WORK (APPROX.)



0	07/05/20	DCO SUBMISSION	RP	TO	TK	DM
Rev.	Date	Description	By	Eng' Chk	Disc' Chk	App'd
Subsidiary						Status
DCO SUBMISSION						A3

PINS Reference Number **TR010041/APP/2.3**



Project Title **A1 in Northumberland: Morpeth to Ellingham Part B**

Drawing Title **WORKS PLANS REGULATION 5(2)(j) SHEET 14 OF 19**

Scale	1:2500	Drawn	RP	Eng. Check	TO	Approved	TK	Authorised	DM
Original Size	A1	Date	07/05/20	Date	07/05/20	Date	07/05/20	Date	07/05/20

Drawing Number	HE551459-WSP-GEN-A2E-DR-CH-02304	Revision	0
PW Stage Code			0

CONTINUES ON SHEET 15

WORK No. 30B

WORK No. 21A

WORK No. 21B

WORK No. 24

WORK No. 30B

WORK No. 33

WORK No. 28

LIMIT OF DEVIATION FOR WORK No. 21A & 21B

LIMIT OF DEVIATION FOR WORK No. 21A & 21B

CONTINUES ON SHEET 13

A1 TO ELLINGHAM

A1 TO ALNICK

Access Track

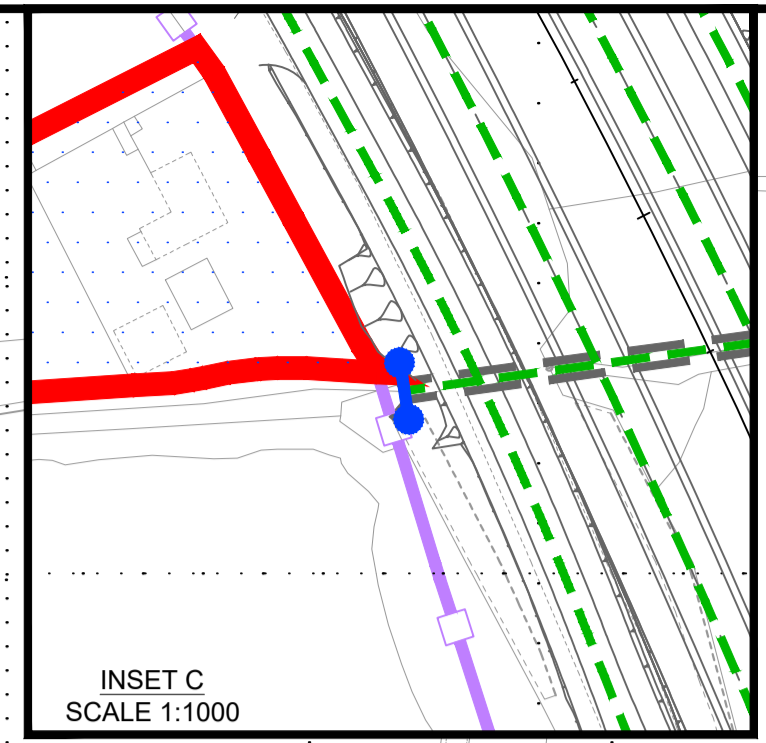
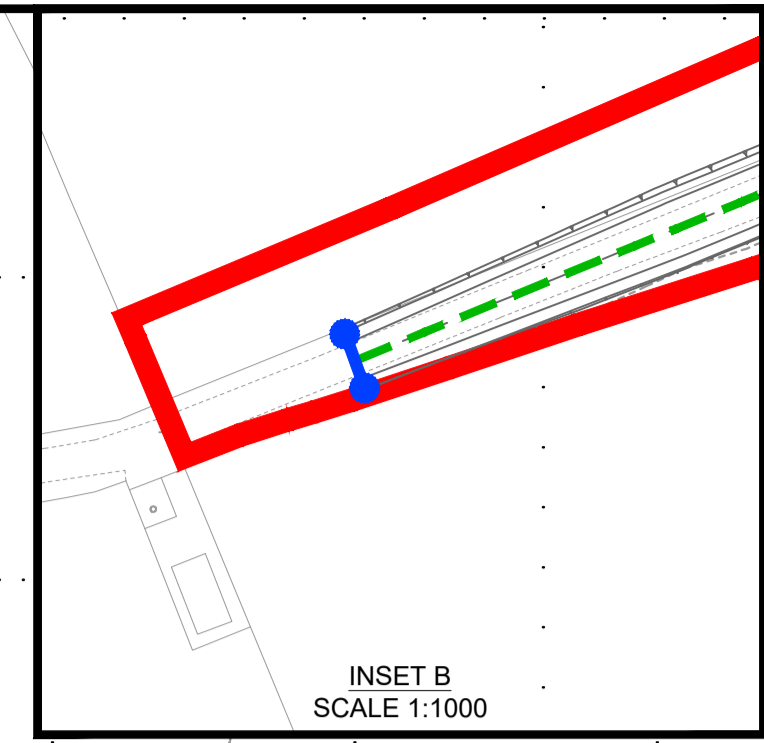
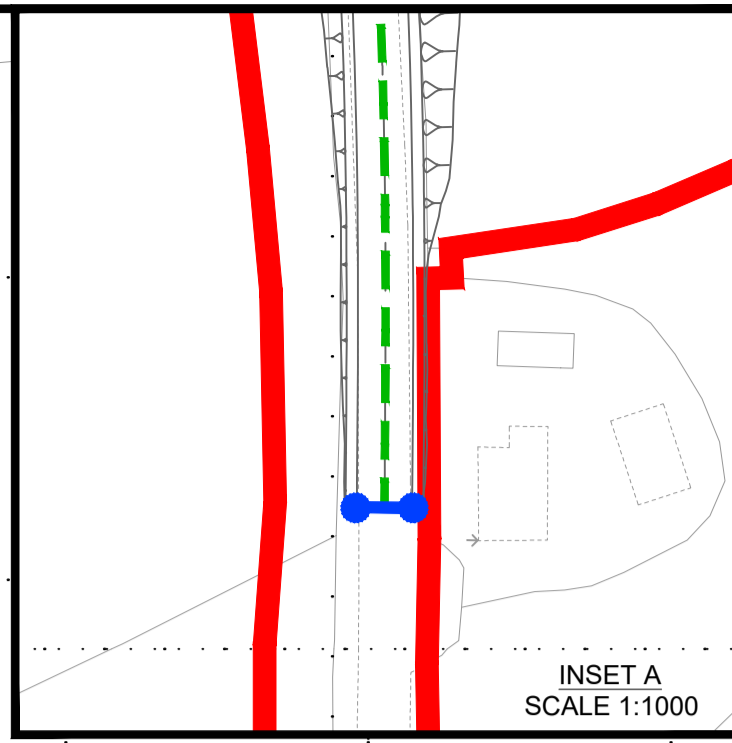
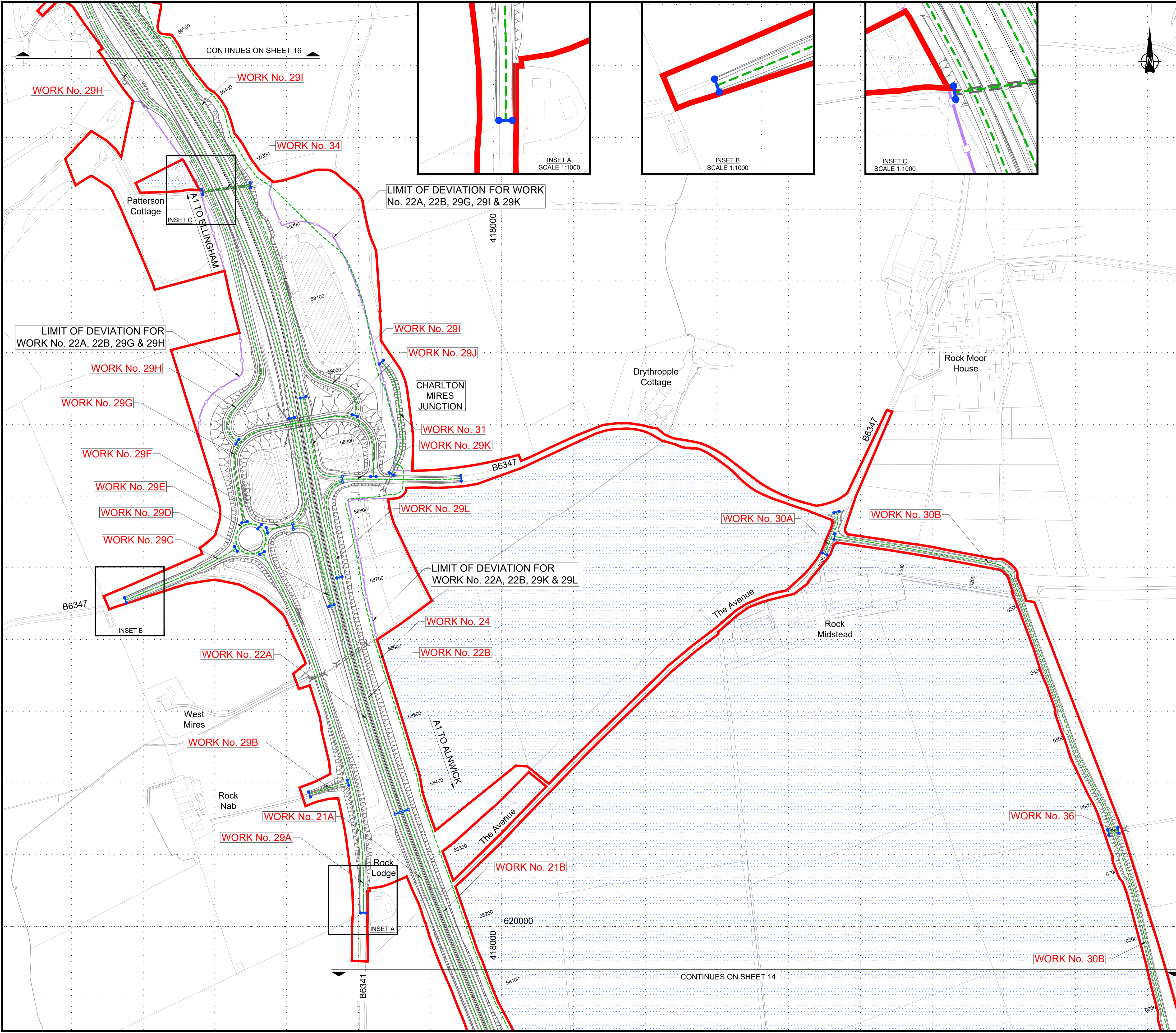
Ellsnook Plantation

White House Burn

Middlemoor Plantation

Rock South Farm



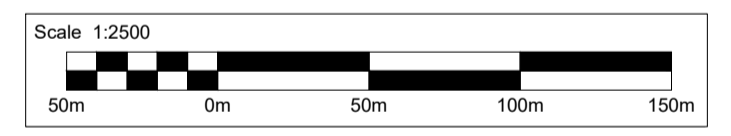


**NOTES:**

- All dimensions and chainages are in metres unless stated otherwise.
- Works are described in Schedule 1 (Authorised Development) of the Development Consent Order (Application Document Reference: TR010041/APP/3.1).
- The proposed works shown are illustrative only and will be subject to change as part of the detailed design development. Any changes will be limited to being within the Order Limits and any other constraints included in the Development Consent Order.

**KEY:**

- PROPOSED DESIGN (SHOWN FOR ILLUSTRATIVE PURPOSES ONLY)
- ORDER LIMITS
- WORK CENTRELINE (APPROX.)
- LIMIT OF DEVIATION (APPLIES TO ALL WORK NUMBERS UNLESS STATED OTHERWISE)
- NON LINEAR WORKS
- AREAS NOT INCLUDED WITHIN ORDER LIMITS
- TRANSITION BETWEEN WORKS (APPROX.)
- COMMENCEMENT/TERMINATION OF WORK (APPROX.)



0	07/05/20	DCO SUBMISSION	RP	TO	TK	DM
Rev.	Date	Description	By	Eng' Chk	Disc' Chk	App'd
Subsidiary						Status
DCO SUBMISSION						A3

PINS Reference Number: TR010041/APP/2.3



Project Title: A1 in Northumberland: Morpeth to Ellingham Part B

Drawing Title: WORKS PLANS REGULATION 5(2)(j) SHEET 15 OF 19

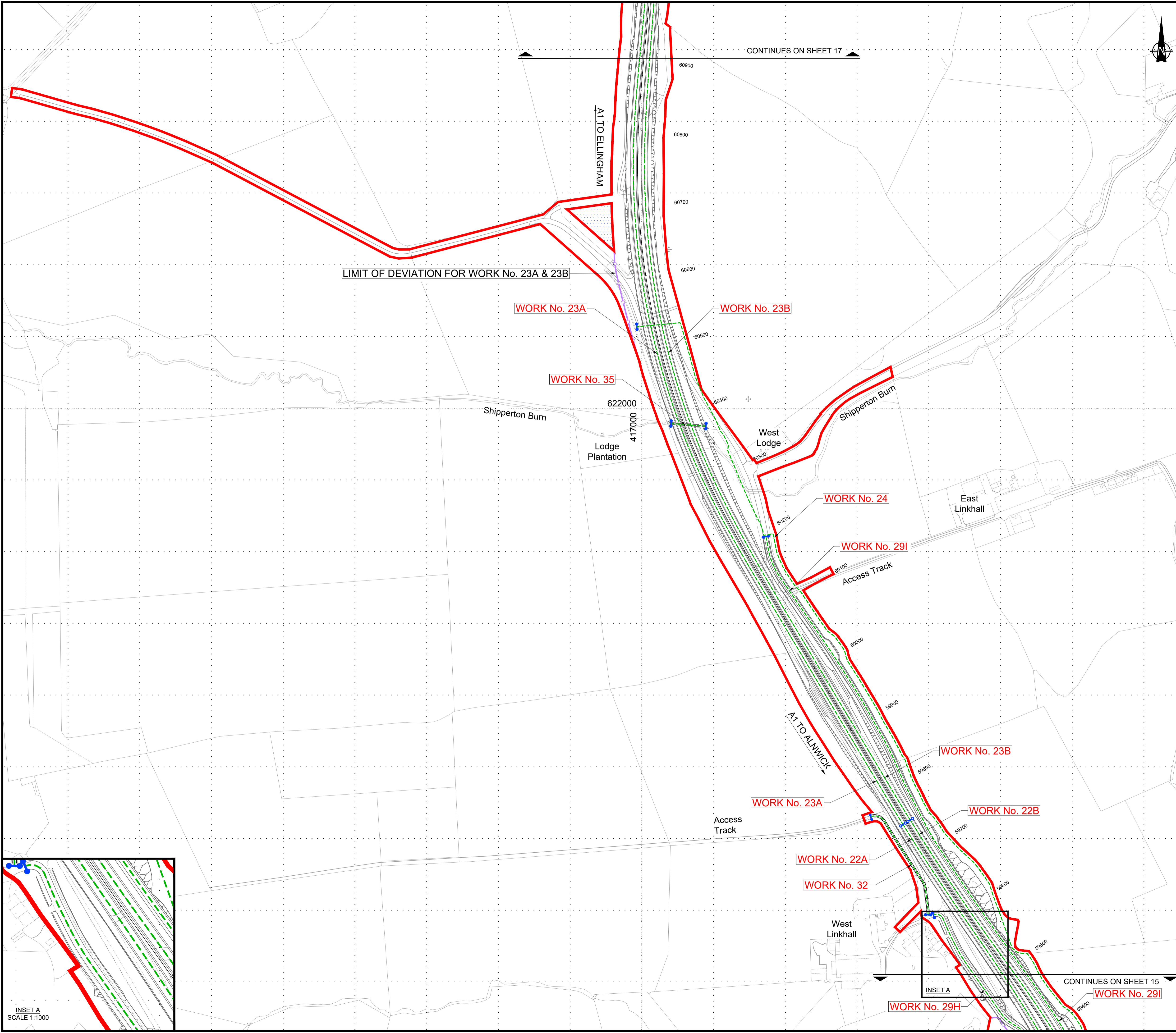
Scale	1:2500	Drawn	RP	Eng. Check	TO	Approved	TK	Authorised	DM
Original Size	A1	Date	07/05/20	Date	07/05/20	Date	07/05/20	Date	07/05/20

Drawing Number	HE551459-WSP-GEN-A2E-DR-CH-02305	Revision	0
PW Stage Code			0

CONTINUES ON SHEET 16

CONTINUES ON SHEET 14

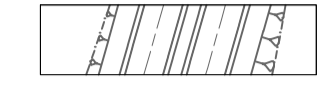










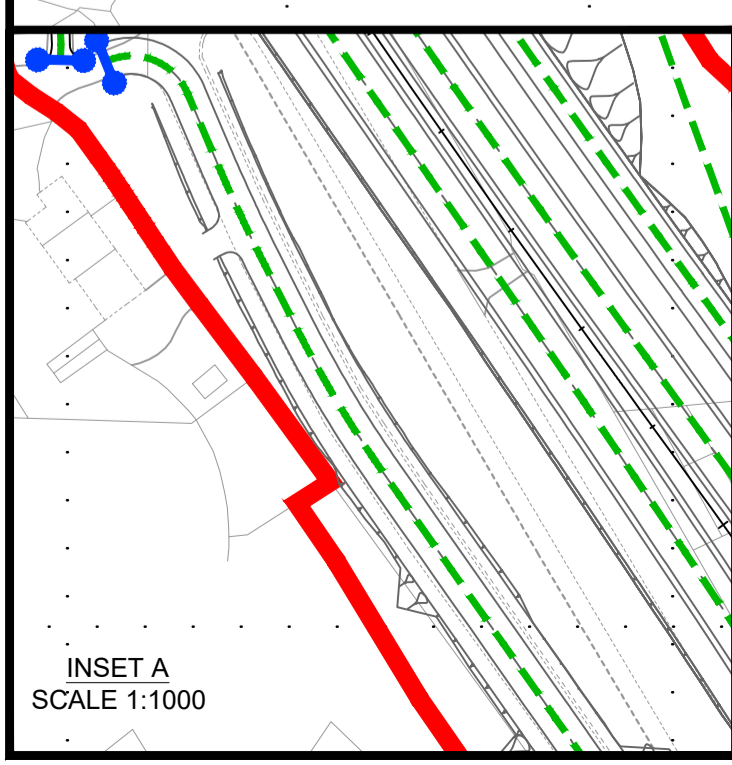
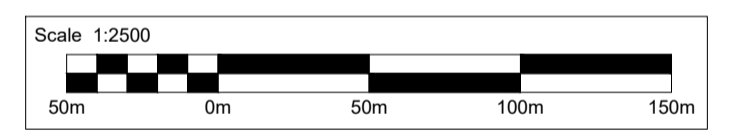


**NOTES:**

1. All dimensions and chainages are in metres unless stated otherwise.
2. Works are described in Schedule 1 (Authorised Development) of the Development Consent Order (Application Document Reference: TR010041/APP/3.1).
3. The proposed works shown are illustrative only and will be subject to change as part of the detailed design development. Any changes will be limited to being within the Order Limits and any other constraints included in the Development Consent Order.

**KEY:**

-  PROPOSED DESIGN (SHOWN FOR ILLUSTRATIVE PURPOSES ONLY)
-  ORDER LIMITS
-  WORK CENTRELINE (APPROX.)
-  LIMIT OF DEVIATION (APPLIES TO ALL WORK NUMBERS UNLESS STATED OTHERWISE)
- 
-  NON LINEAR WORKS
-  AREAS NOT INCLUDED WITHIN ORDER LIMITS
-  TRANSITION BETWEEN WORKS (APPROX.)
-  COMMENCEMENT/TERMINATION OF WORK (APPROX.)



0	07/05/20	DCO SUBMISSION	RP	TO	TK	DM
Rev.	Date	Description	By	Eng' Chk	Disc' Chk	App'd
Subsidiary						Status
DCO SUBMISSION						A3

PINS Reference Number: TR010041/APP/2.3



Project Title: A1 in Northumberland: Morpeth to Ellingham Part B

Drawing Title: WORKS PLANS REGULATION 5(2)(j) SHEET 16 OF 19

Scale	1:2500	Drawn	RP	Eng. Check	TO	Approved	TK	Authorised	DM
Original Size	A1	Date	07/05/20	Date	07/05/20	Date	07/05/20	Date	07/05/20

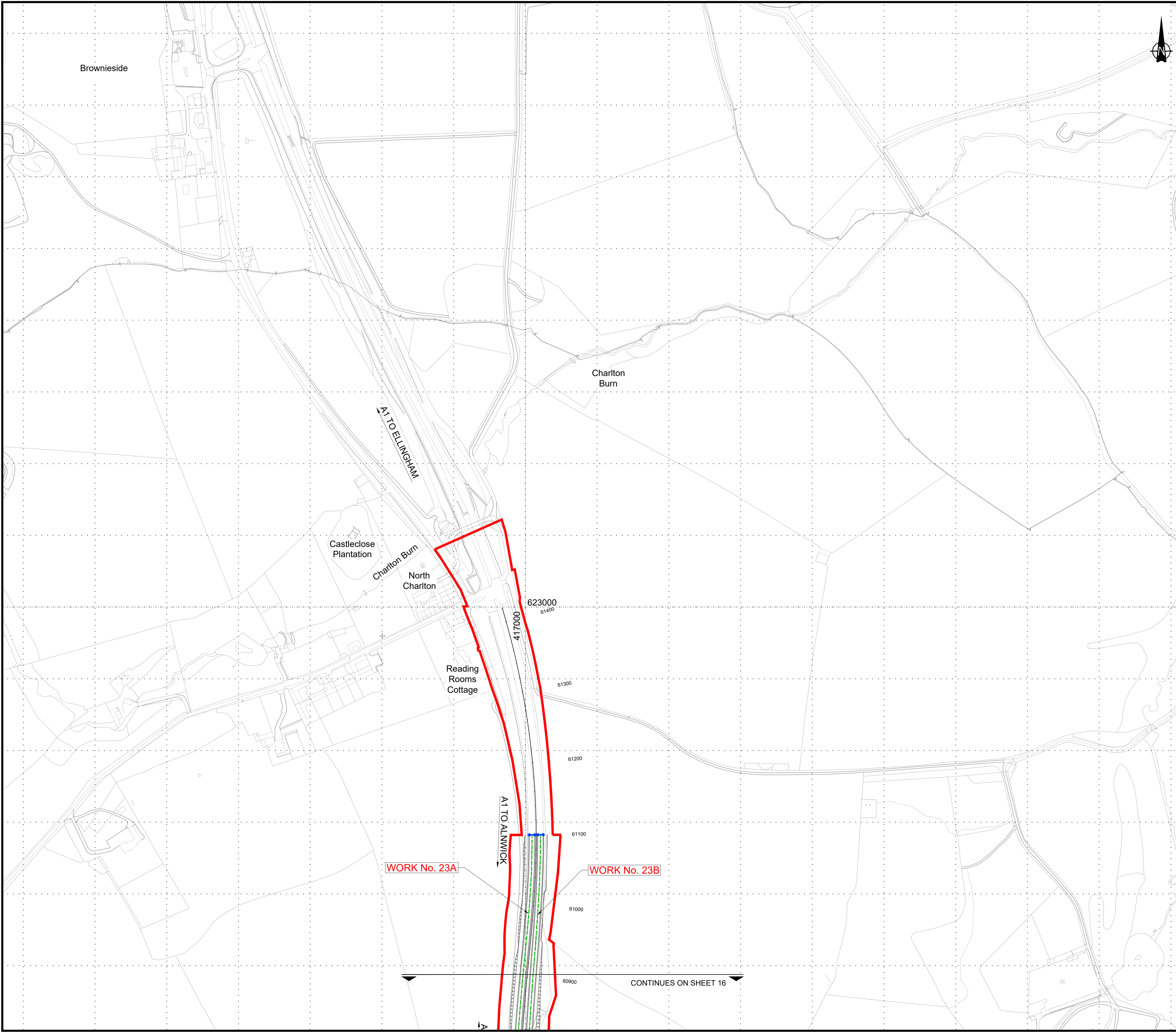
Drawing Number	HE551459-WSP-GEN-A2E-DR-CH-02306	Revision	0
PW Stage Code			0

CONTINUES ON SHEET 17

CONTINUES ON SHEET 15

INSET A











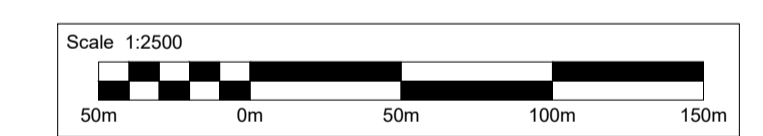


**NOTES:**

1. All dimensions and chainages are in metres unless stated otherwise.
2. Works are described in Schedule 1 (Authorised Development) of the Development Consent Order (Application Document Reference: TR010041/APP/3.1).
3. The proposed works shown are illustrative only and will be subject to change as part of the detailed design development. Any changes will be limited to being within the Order Limits and any other constraints included in the Development Consent Order.

**KEY:**

-  PROPOSED DESIGN (SHOWN FOR ILLUSTRATIVE PURPOSES ONLY)
-  ORDER LIMITS
-  WORK CENTRELINE (APPROX.)
-  LIMIT OF DEVIATION (APPLIES TO ALL WORK NUMBERS UNLESS STATED OTHERWISE)
-  NON LINEAR WORKS
-  AREAS NOT INCLUDED WITHIN ORDER LIMITS
-  TRANSITION BETWEEN WORKS (APPROX.)
-  COMMENCEMENT/TERMINATION OF WORK (APPROX.)



Rev.	Date	Description	By	Eng' Chk	Disc' Chk	App'd	
0	07/05/20	DCO SUBMISSION		RP	TO	TK	DM

Subsidiary	DCO SUBMISSION	Status	A3
------------	----------------	--------	----

PINS Reference Number: TR010041/APP/2.3



Project Title: A1 in Northumberland: Morpeth to Ellingham Part B

Drawing Title: WORKS PLANS REGULATION 5(2)(j) SHEET 17 OF 19

Scale	Drawn	Eng. Check	Approved	Authorised
1:2500	RP	TO	TK	DM
Original Size	Date	Date	Date	Date
A1	07/05/20	07/05/20	07/05/20	07/05/20


Drawing Number	Revision
HE551459-WSP-GEN-A2E-DR-CH-02307	0
	PW Stage Code
	0

WORK No. 23A

WORK No. 23B

CONTINUES ON SHEET 16

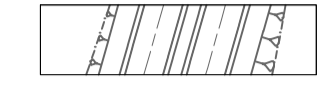










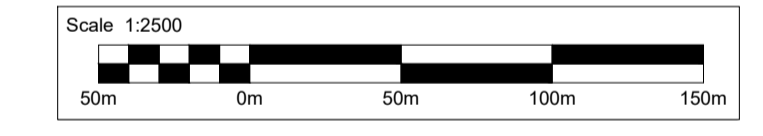


**NOTES:**

1. All dimensions and chainages are in metres unless stated otherwise.
2. Works are described in Schedule 1 (Authorised Development) of the Development Consent Order (Application Document Reference: TR010041/APP/3.1).
3. The proposed works shown are illustrative only and will be subject to change as part of the detailed design development. Any changes will be limited to being within the Order Limits and any other constraints included in the Development Consent Order.

**KEY:**

-  PROPOSED DESIGN (SHOWN FOR ILLUSTRATIVE PURPOSES ONLY)
-  ORDER LIMITS
-  WORK CENTRELINE (APPROX.)
-  LIMIT OF DEVIATION (APPLIES TO ALL WORK NUMBERS UNLESS STATED OTHERWISE)
- 
-  NON LINEAR WORKS
-  AREAS NOT INCLUDED WITHIN ORDER LIMITS
-  TRANSITION BETWEEN WORKS (APPROX.)
-  COMMENCEMENT/TERMINATION OF WORK (APPROX.)



Rev.	Date	Description	By	Eng' Chk	Disc' Chk	App'd
0	07/05/20	DCO SUBMISSION		RP	TO	TK DM

Subsidiary	DCO SUBMISSION	Status	A3
------------	----------------	--------	----

PINS Reference Number: TR010041/APP/2.3



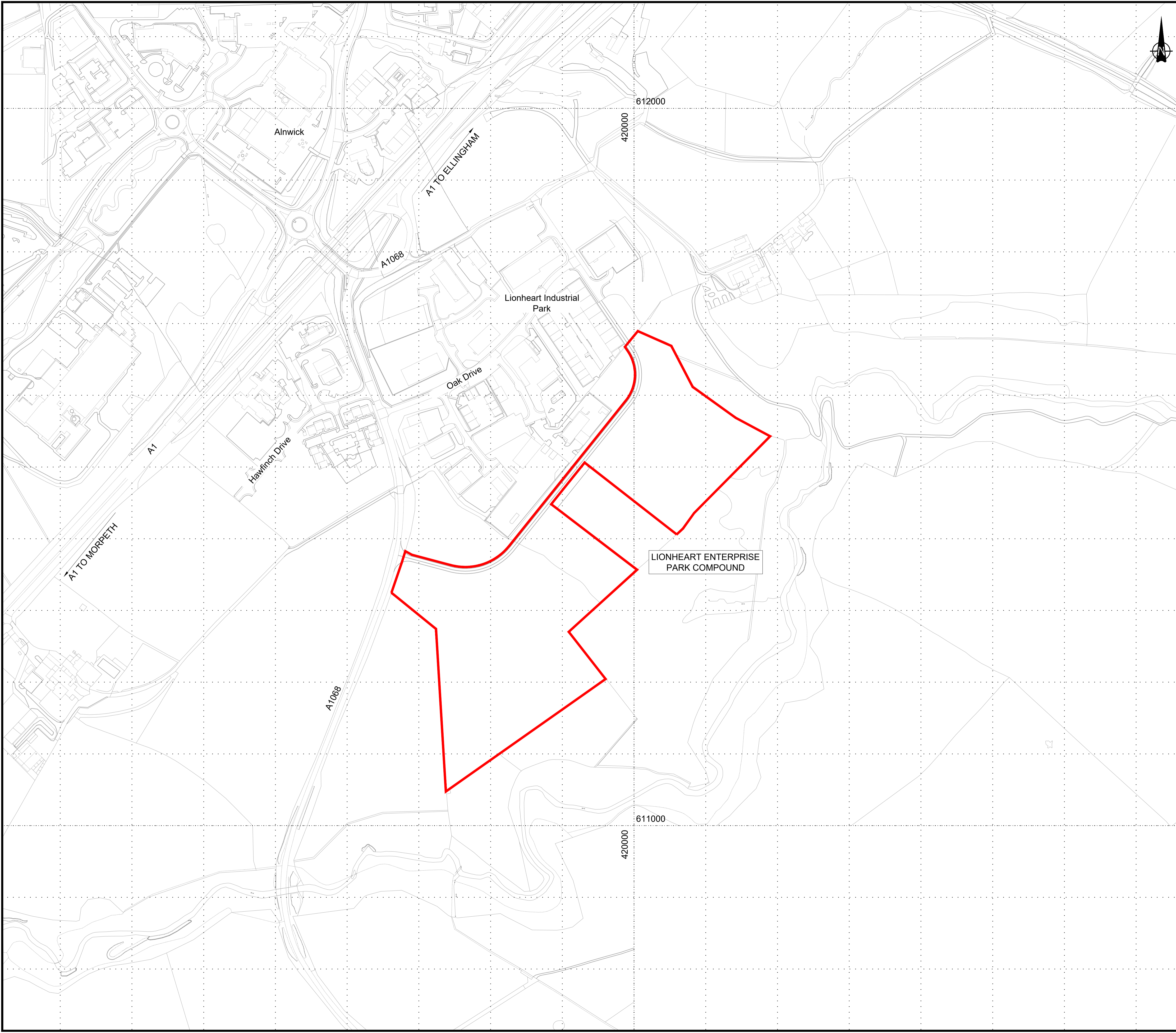
Project Title: A1 in Northumberland: Morpeth to Ellingham Part B

Drawing Title: WORKS PLANS REGULATION 5(2)(j) SHEET 18 OF 19

Scale	Drawn	Eng. Check	Approved	Authorised
1:2500	RP	TO	TK	DM
Original Size	Date	Date	Date	Date
A1	07/05/20	07/05/20	07/05/20	07/05/20

Drawing Number	Revision
HE551459-WSP-GEN-A2E-DR-CH-02308	0
PW Stage Code	0












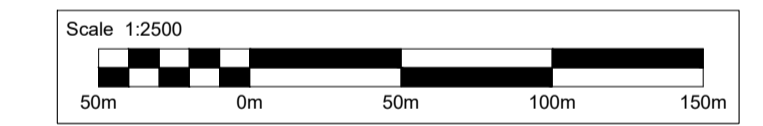


**NOTES:**

1. All dimensions and chainages are in metres unless stated otherwise.
2. Works are described in Schedule 1 (Authorised Development) of the Development Consent Order (Application Document Reference: TR010041/APP/3.1).
3. The proposed works shown are illustrative only and will be subject to change as part of the detailed design development. Any changes will be limited to being within the Order Limits and any other constraints included in the Development Consent Order.

**KEY:**

-  PROPOSED DESIGN (SHOWN FOR ILLUSTRATIVE PURPOSES ONLY)
-  ORDER LIMITS
-  WORK CENTRELINE (APPROX.)
-  LIMIT OF DEVIATION (APPLIES TO ALL WORK NUMBERS UNLESS STATED OTHERWISE)
- 
-  NON LINEAR WORKS
-  AREAS NOT INCLUDED WITHIN ORDER LIMITS
-  TRANSITION BETWEEN WORKS (APPROX.)
-  COMMENCEMENT/TERMINATION OF WORK (APPROX.)



Rev.	Date	Description	By	Eng' Chk	Disc' Chk	App'd	
0	07/05/20	DCO SUBMISSION		RP	TO	TK	DM

Subsidiary	DCO SUBMISSION	Status	A3
------------	----------------	--------	----

PINS Reference Number  
**TR010041/APP/2.3**



Project Title  
**A1 in Northumberland: Morpeth to Ellingham Part B**

Drawing Title  
**WORKS PLANS  
REGULATION 5(2)(j)  
SHEET 19 OF 19**

Scale	Drawn	Eng. Check	Approved	Authorised
1:2500	RP	TO	TK	DM
Original Size	Date	Date	Date	Date
A1	07/05/20	07/05/20	07/05/20	07/05/20

Drawing Number	Revision
HE551459-WSP-GEN-A2E-DR-CH-02309	0
	PW Stage Code
	0



© Crown copyright 2020.

You may re-use this information (not including logos) free of charge in any format or medium, under the terms of the Open Government Licence. To view this licence:

visit [www.nationalarchives.gov.uk/doc/open-government-licence/](http://www.nationalarchives.gov.uk/doc/open-government-licence/)

write to the **Information Policy Team, The National Archives, Kew, London TW9 4DU**, or email

[psi@nationalarchives.gsi.gov.uk](mailto:psi@nationalarchives.gsi.gov.uk).

This document is also available on our website at [www.gov.uk/highways](http://www.gov.uk/highways)

If you have any enquiries about this document [A1inNorthumberland@highwaysengland.co.uk](mailto:A1inNorthumberland@highwaysengland.co.uk) or call **0300 470 4580\***.

\*Calls to 03 numbers cost no more than a national rate call to an 01 or 02 number and must count towards any inclusive minutes in the same way as 01 and 02 calls.

These rules apply to calls from any type of line including mobile, BT, other fixed line or payphone. Calls may be recorded or monitored.

Registered office Bridge House, 1 Walnut Tree Close, Guildford GU1 4LZ  
Highways England Company Limited registered in England and Wales number 09346363