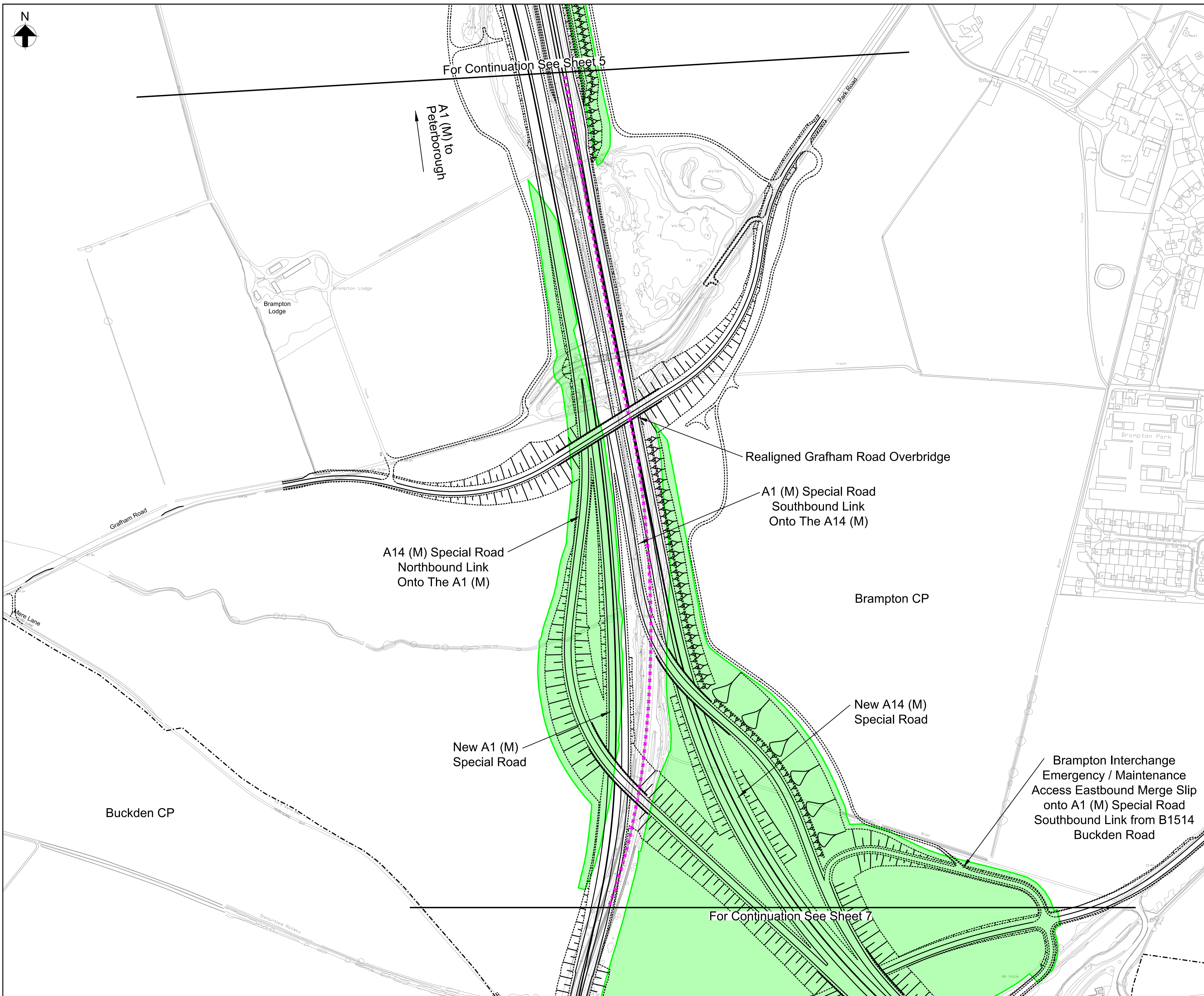











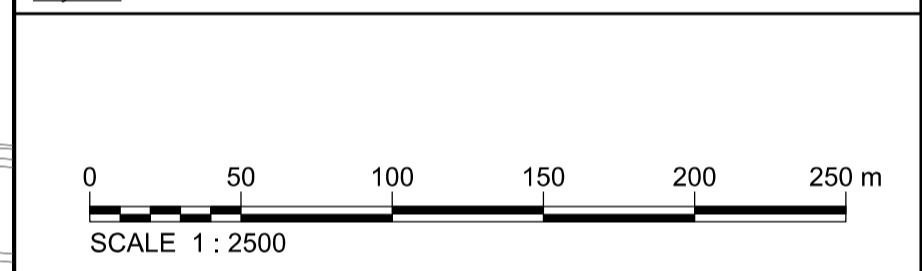
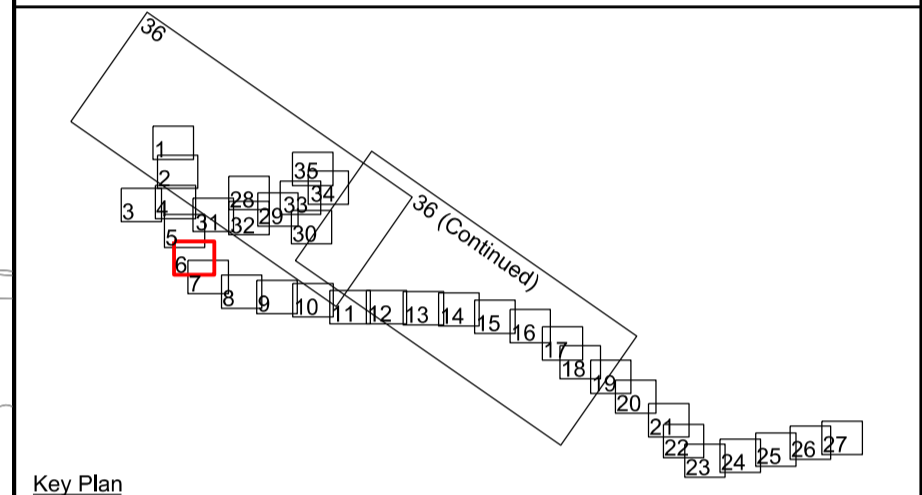
For Continuation See Sheet 5

A1 (M) to Peterborough



- KEY:**
-  Proposed Design (shown for illustrative purposes only)
 -  Proposed Clearway Extends for both directions of travel on Non-Trunk Road (to include verges, hard shoulders, slip roads and laybys)
 -  Proposed Clearway Extends for both directions of travel on Trunk Road (to include verges, hard shoulders, slip roads and laybys)
 -  Extent of Existing Clearway on Trunk Roads proposed to be varied (to include verges, hard shoulders, slip roads and laybys)
 -  Extent of Existing Clearway to be Revoked on Trunk Road
 -  Extent of Existing Clearway to be varied
 -  Extent of Existing Weight Limit Zone to be Revoked
 -  Extent of Existing Weight Limit Zone to be Varied
 -  Parish Boundary

- Notes**
1. All dimensions are in metres unless stated otherwise.
 2. These Traffic Regulation Measures Plans should be read in conjunction with other plans and application documents, in particular Schedule 3 of the Development Consent Order and the De-trunking Plans.



This map is based on Ordnance Survey material with the permission of Ordnance Survey on behalf of the controller of Her Majesty's Stationery Office. © Crown copyright. Unauthorised reproduction infringes Crown copyright and may lead to prosecution or civil proceedings. Highways Agency 100018928, 2008.

Rev	Rev. Date	Purpose of revision	Drawn	Checked	Rev'd	Apprv'd
3	10/12/18	DCO NON-MATERIAL CHANGE ISSUE	OB	AW	AW	PB

JACOBS
 Simpson House, 6 Cherry Orchard Road, Croydon, Surrey, CR9 6BE
 Tel: +44(0)208 686 8212 Fax: +44(0) 208 681 2499
 www.jacobs.com

Client:  highways england

Project: **A14 CAMBRIDGE TO HUNTINGDON IMPROVEMENT SCHEME**

Drawing title: **TRAFFIC REGULATION MEASURES REGULATION 5(2)(o) CLEARWAYS & WEIGHT LIMITS SHEET 6 OF 36**

Drawing suitability: **DCO Non-Material Change Issue**

Scale: 1:2500@A1, 1:5000@A3
 Anup Job No.: 233193-00
 Client no.:

Drawing number: **A14-ARP-ZZ-00-DR-Z-00837** Rev: **3**

This drawing is not to be used in whole or part other than for the intended purpose and project as defined on this drawing. Refer to the contract for full terms and conditions.

For Continuation See Sheet 7