



Awel y Môr Offshore Wind Farm

Category 6: Environmental Statement

**Volume 6, Annex 10.4: SLVIA
Figures - Figure 7b (Landscape
Character (Wales, Regional) -
Legend)**

Date: April 2022



| REVISION | DATE | STATUS/ REASON FOR ISSUE | AUTHOR: | CHECKED BY: | APPROVED BY: |
|----------|---------------|--------------------------------|---------|----------------|-----------------|
| A | April 2022 | ES | OPEN | SLR/GoBe | RWE |
| | | | | | |
| | | | | | |
| | | | | | |

[Redacted]

RWE Renewables UK
Swindon Limited































Windmill Hill Business Park
Whitehill Way
Swindon
Wiltshire SN5 6PB

[Redacted]

[Redacted]

Registered office:
RWE Renewables UK
Swindon Limited
Windmill Hill Business Park
Whitehill Way
Swindon

Conwy and Denbighshire Landscape Character

-  A1. Eastern Lowlands (Cefn Meiriadog Vale Slopes)
-  A2. Coastal Slopes (Gronant, Prestatyn Coastal Slopes)
-  A3. Lowland Hills
-  A4. Coastal & Estuarine Flats (Prestatyn to Abergele)
-  A5. Coastal & Estuarine Flats (Colwyn Bay)
-  A6. Vale Farmlands (Vale of Clwyd)
-  A8. Coastal Landscape Unit (Penmaenmawr to Llanfairechan)
-  B2. Deep Valleys (Aled and Elwy)
-  B4. Hill Slopes (Clwydian Range Hill Slopes)
-  B7. Conwy Valley
-  C1. Trelawnyd Plateau
-  C10. Great Orme and Creuddyn Peninsular
-  C3. Limestone Farmlands (West of the Vale of Clwyd)
-  C4. Limestone Farmlands (Abergele to Denbigh Coastal/Vale Hills)
-  C5. Limestone Farmlands (Northern Clwydian Range)
-  C6. Limestone Escarpment and Hills (Bryn Alyn - Maeshafn Escarpment)
-  C8. Limestone Escarpment and Hills (Prestatyn - Dyserth Hillside)
-  C9. Limestone Escarpment and Hills
-  D1. Aled Hiraethog Hills (West)
-  D10. Moorland Plateau (Denbigh Moors)
-  D11. Moorland Plateau
-  D15. Moorland Ridge
-  D16. Marginal Upland (East Conwy Valley)
-  D17. Aled Hiraethog Hills (East)
-  D2. Hill Forest (Clocaenog Forest)
-  D3. Cerrig Uplands
-  D4. Maerdy Hills
-  D5. Edeirnion Hill
-  D6. Upland Plateau (Mynydd Rhyd Ddu)
-  D8. Upland Plateau

Snowdonia National Park Landscape Character

-  LCA 01. Northern Uplands
-  LCA 02. Carneddau Range
-  LCA 03. Snowdon Massif
-  LCA 04. Moel Hebog Uplands
-  LCA 05. Afon Glaslyn & Ysgafell Wen
-  LCA 06. Gwydyr Forest
-  LCA 07. Vale of Conwy
-  LCA 09. Mignient Uplands
-  LCA 15. Arenig Uplands

Clwydian Range and Dee Valley AONB Landscape Character

-  1. Built environment
-  2. Hill Slopes
-  3. Lowland areas
-  4. Quarries
-  5. Rolling Lowland
-  6. Upland areas

Gwynedd Landscape Character

-  G01. Bangor Coastal Plain
-  G02. Penisarwaun Plateau
-  G03. Llanberis - Bethesda
-  G04. Caernarfon - Coast & Plateau
-  G11. Blaenau Ffestiniog
-  G12. Llandderfel
-  G16. Menai Coast

Isle of Anglesey Landscape Character

-  3. Inland Sea
-  4. North West Coast
-  5. North West Anglesey
-  6. Amlwch and Environs
-  7. Parys Mountain
-  8. Dulas Bay Hinterland
-  9. Red Wharf Bay
-  10. Penmon and Puffin Island
-  11. Eastern Menai Strait
-  12. East Central Anglesey
-  13. Western Menai Strait
-  14. Newborough
-  15. Afon Cefni
-  16. Aberffraw
-  17. West Central Anglesey
-  18. Valley Airfield Environs

PROJECT TITLE:

AWEL Y MÔR OFFSHORE WINDFARM

FIGURE TITLE:

**Landscape Character
(Wales, Regional) Legend**

| VER | DATE | REMARKS | Drawn | Checked |
|-----|------------|-----------|-------|---------|
| 1 | 08/03/2022 | For Issue | JM | LT |
| | | | | |

FIGURE NUMBER:

Figure 7b

SCALE: N/A PLOT SIZE: A3 DATUM: N/A PROJECTION: N/A





RWE Renewables UK
Swindon Limited

Windmill Hill Business Park
Whitehill Way
Swindon
Wiltshire SN5 6PB

Registered office:
RWE Renewables UK
Swindon Limited
Windmill Hill Business Park
Whitehill Way
Swindon