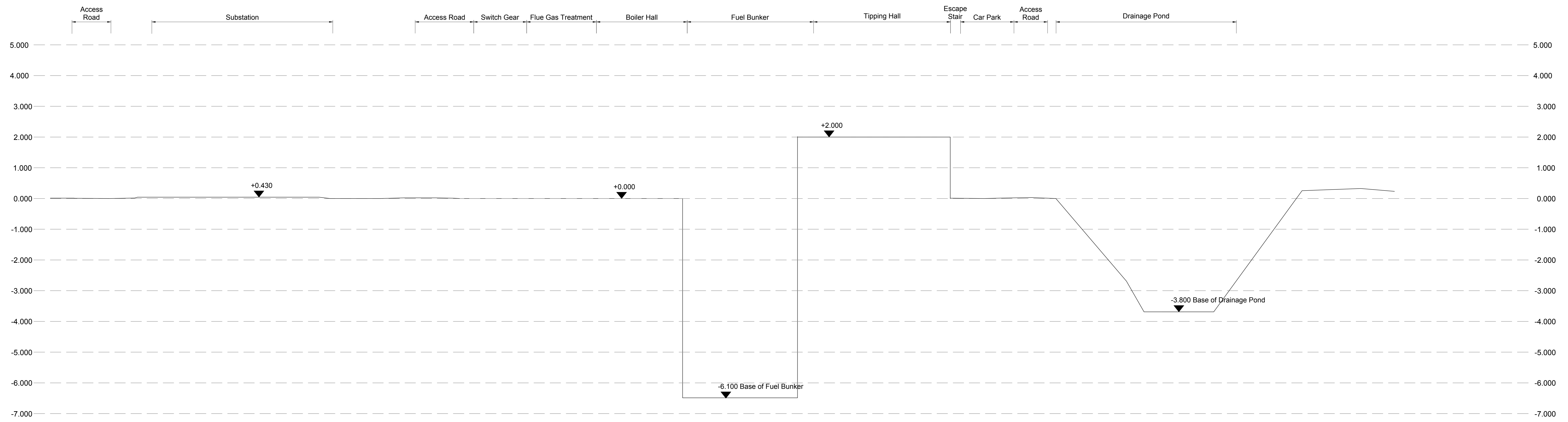


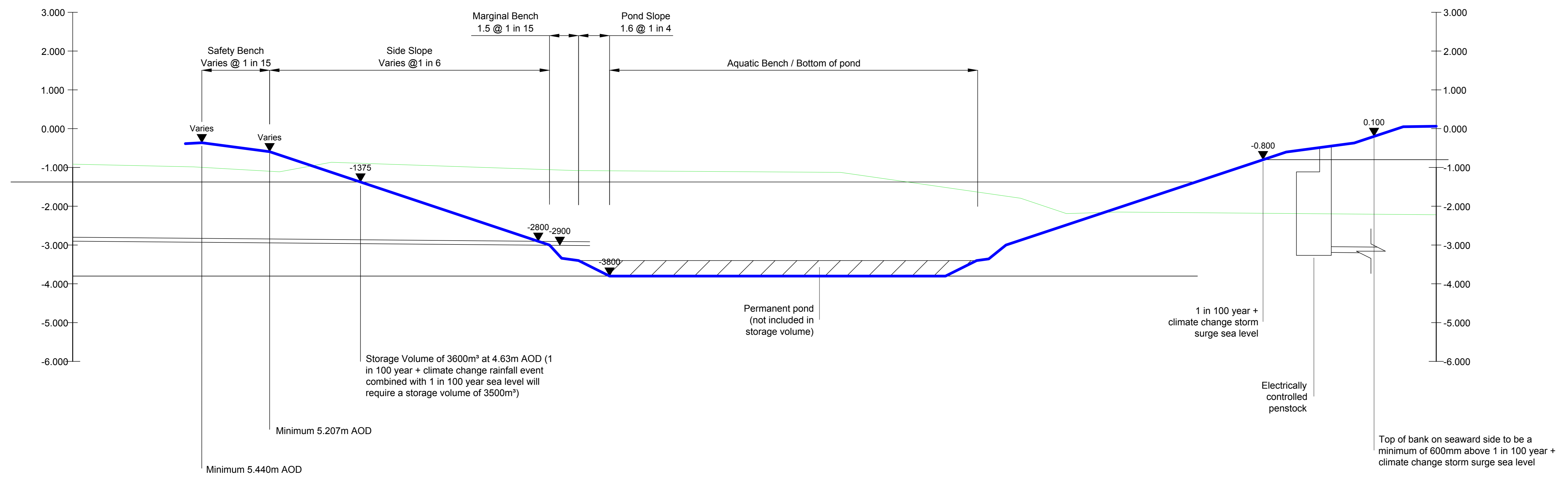
notes :

1. If this drawing has been received electronically it is the recipient's responsibility to print the document to the correct scale.
2. All dimensions are in millimetres unless stated otherwise. It is recommended that information is not scaled off this drawing.
3. This drawing should be read in conjunction with all other relevant drawings and specifications.



Section A-A
Scale 1:50 Vertical/1:500 Horizontal

Refer to RPS drawing 0600 for section line locations



Section B-B
Scale 1:50

Key:
— Existing Levels
— Proposed Levels

Drawing for **PLANNING** purposes only
 Content of drawing based on UMC drawing number AAK-04-2002002_UMC0910 and ARUP drawing number SK-005. Reproduced with permission

J	Level lines darkened	BC	TFH	31.08.1
H	Levels revised to suit new levels	PBR	ET	17.07.18
G	Client logos updated. Section A.A title changed to Section B.B. New Section A.A added. Drawing title updated to Site Sections.	JT	CMOJ	15.02.17
F	Updated to suit NMA 2016	JH	CMOJ	11.01.17
E	Sections updated to suit latest UI design.	A.A.	ST	26.07.13
D	Logos confirmed.	A.J.L.	PRP	03.03.10
C	Drawing figure added. Drawing updated to suit revised site layout.	AKC	ST	24.11.09
B	1. Existing ditch noted as infilled/culverted 2. Pond outfall pipe added. 3. Minor amendments	JDW	RM	04.11.09
A	Compensatory ditch indicated.	AKC	ST	29.10.09

RPS
 Shewood House
 Shewood Avenue
 Newark, Nottinghamshire
 NG24 1QD
 T +44 (0) 1636 605 700
 F +44 (0) 1636 610 696
 W www.rpsgroup.com
 E rpsnewark@rpsgroup.com

Client: **Wheelabrator TECHNOLOGIES**
 Project: **Kemsley Sustainable Energy Plant**
 Title: **Site Sections**

Drawing Status: Preliminary	Date Created: October 2009	Drawing Scale: 1:500
Project Leader: AWY	Drawn By: AKC	Initial Review: ST

Drawing Number: **16315 / A0 / 0250**
 Rev: **J**

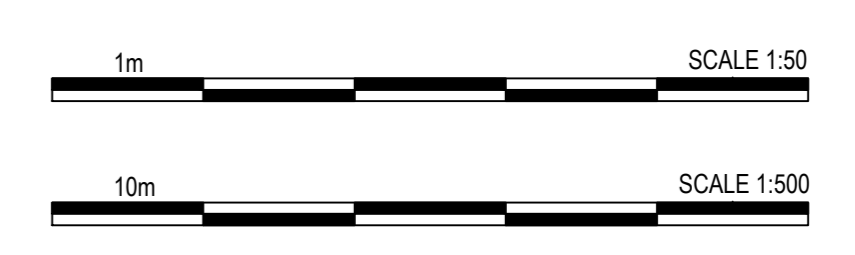


Figure 4.24D