



The Sizewell C Project

6.3 Volume 2 Main Development Site Chapter 18 Geology and Land Quality Appendix 18A Phase 2 Geo-environmental Interpretative Report Part 4 of 11

Revision: 1.0
Applicable Regulation: Regulation 5(2)(a)
PINS Reference Number: EN010012

May 2020

Planning Act 2008
Infrastructure Planning (Applications: Prescribed
Forms and Procedure) Regulations 2009



NOT PROTECTIVELY MARKED

Appendix C – Envirocheck Reports

CONTINUED

NOT PROTECTIVELY MARKED



Suffolk

Published 1950 - 1951

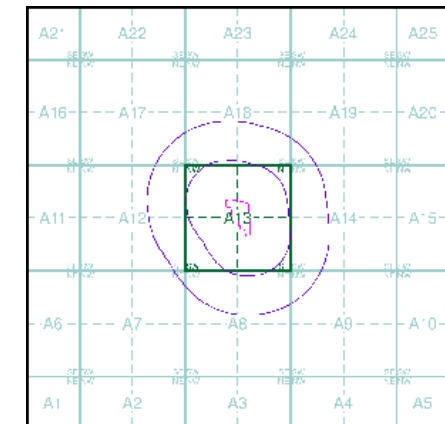
Source map scale - 1:10,560

The historical maps shown were reproduced from maps predominantly held at the scale adopted for England, Wales and Scotland in the 1840's. In 1854 the 1:2,500 scale was adopted for mapping urban areas; these maps were used to update the 1:10,560 maps. The published date given therefore is often some years later than the surveyed date. Before 1938, all OS maps were based on the Cassini Projection, with independent surveys of a single county or group of counties, giving rise to significant inaccuracies in outlying areas. In the late 1940's, a Provisional Edition was produced, which updated the 1:10,560 mapping from a number of sources. The maps appear unfinished - with all military camps and other strategic sites removed. These maps were initially overprinted with the National Grid. In 1970, the first 1:10,000 maps were produced using the Transverse Mercator Projection. The revision process continued until recently, with new editions appearing every 10 years or so for urban areas.

Map Name(s) and Date(s)

050SE
1950
1:10,560
060NE
1951
1:10,560

Historical Map - Slice A



Order Details

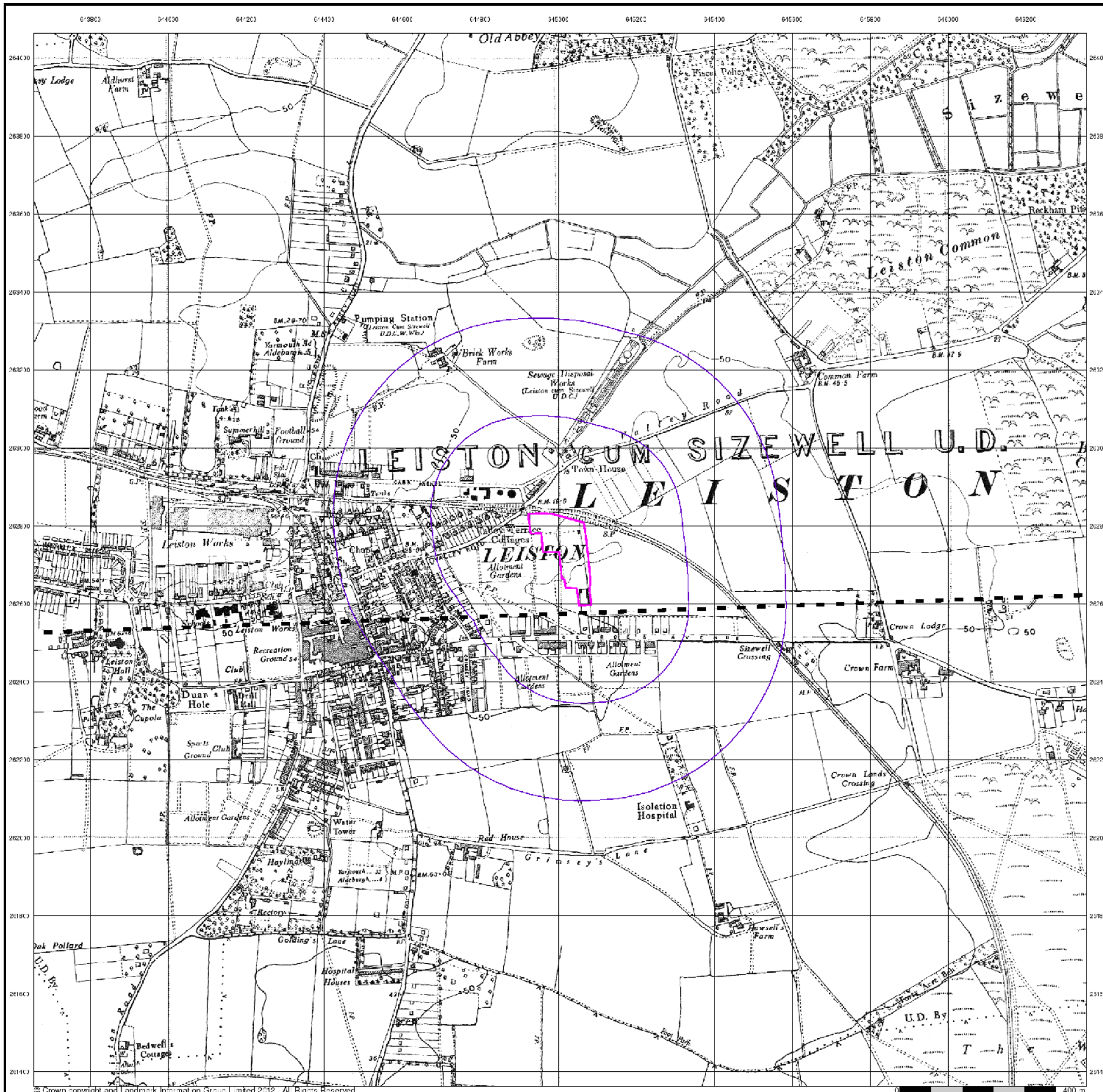
Order Number: 40146010_1_1
 Customer Ref: 32623
 National Grid Reference: 645020, 262720
 Slice: A
 Site Area (Ha): 1.97
 Search Buffer (m): 500

Site Details

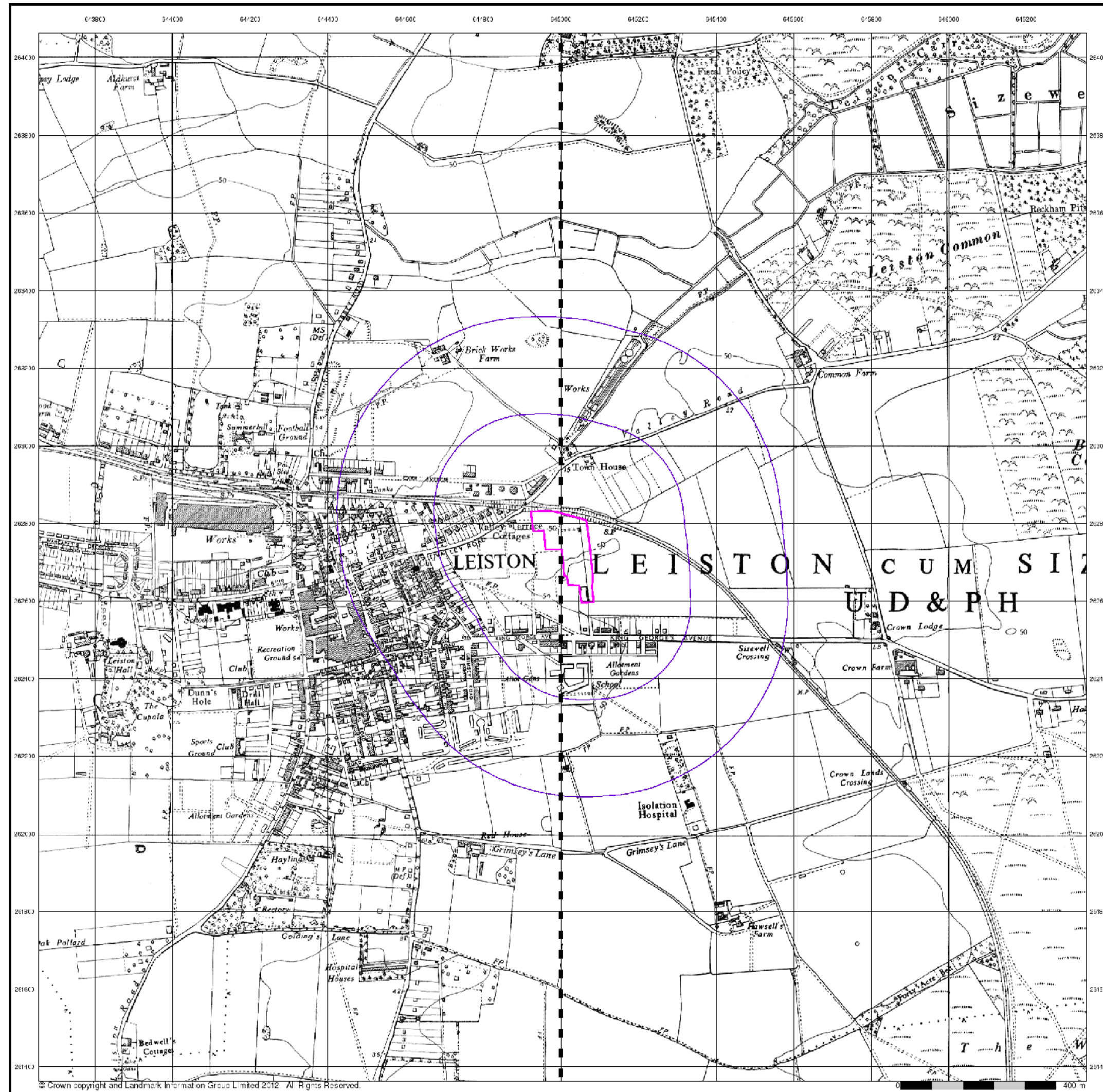
LA2 Leiston Caravan Park Site, Leiston, Suffolk



Tel: 0844 844 9952
 Fax: 0844 844 9951
 Web: www.envirocheck.co.uk



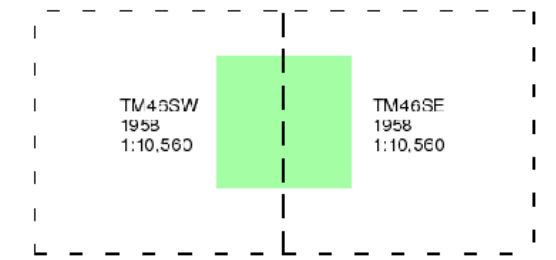
© Crown copyright and Landmark Information Group Limited 2012. All Rights Reserved.



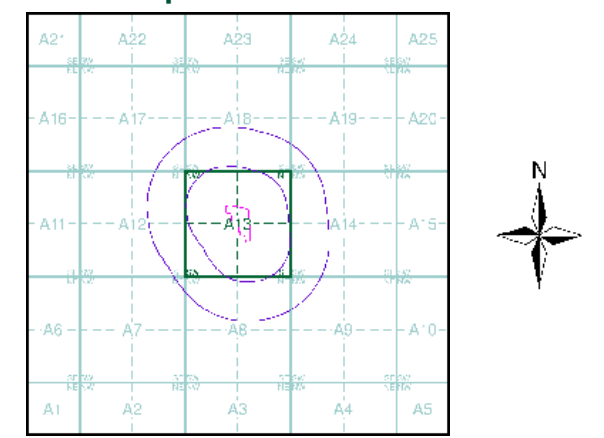
Ordnance Survey Plan
Published 1958
Source map scale - 1:10,000

The historical maps shown were reproduced from maps predominantly held at the scale adopted for England, Wales and Scotland in the 1840's. In 1854 the 1:2,500 scale was adopted for mapping urban areas; these maps were used to update the 1:10,560 maps. The published date given therefore is often some years later than the surveyed date. Before 1938, all OS maps were based on the Cassini Projection, with independent surveys of a single county or group of counties, giving rise to significant inaccuracies in outlying areas. In the late 1940's, a Provisional Edition was produced, which updated the 1:10,560 mapping from a number of sources. The maps appear unfinished - with all military camps and other strategic sites removed. These maps were initially overprinted with the National Grid. In 1970, the first 1:10,000 maps were produced using the Transverse Mercator Projection. The revision process continued until recently, with new editions appearing every 10 years or so for urban areas.

Map Name(s) and Date(s)



Historical Map - Slice A



Order Details

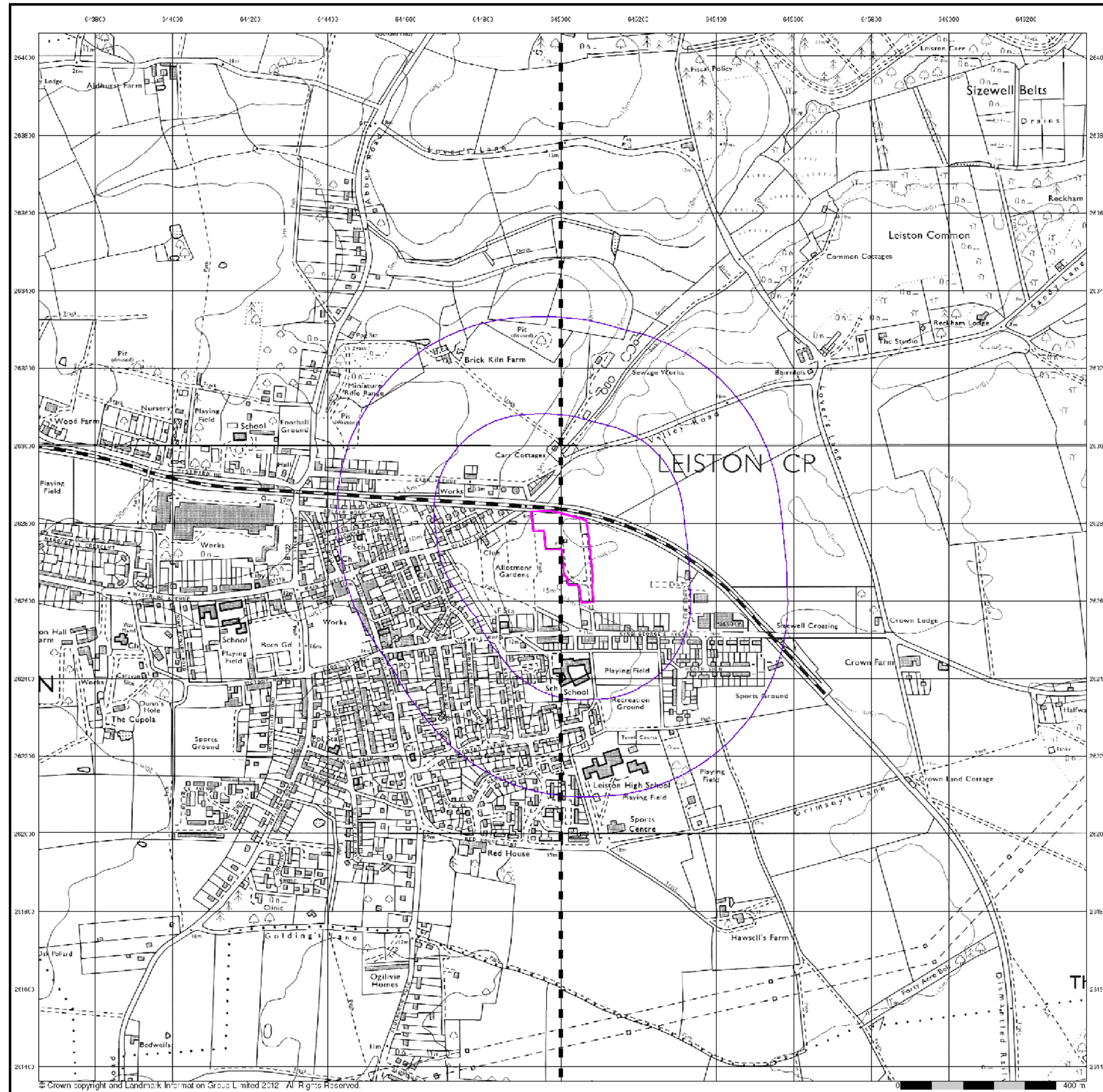
Order Number: 40146010_1_1
 Customer Ref: 32623
 National Grid Reference: 645020, 262720
 Slice: A
 Site Area (Ha): 1.97
 Search Buffer (m): 500

Site Details

LA2 Leiston Caravan Park Site, Leiston, Suffolk



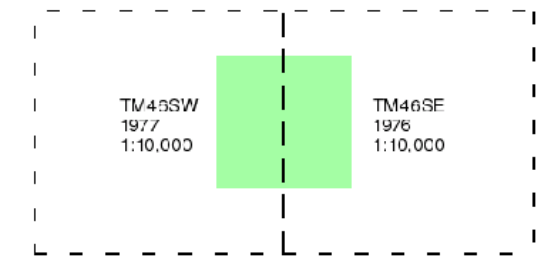
Tel: 0844 844 9952
 Fax: 0844 844 9951
 Web: www.envirocheck.co.uk



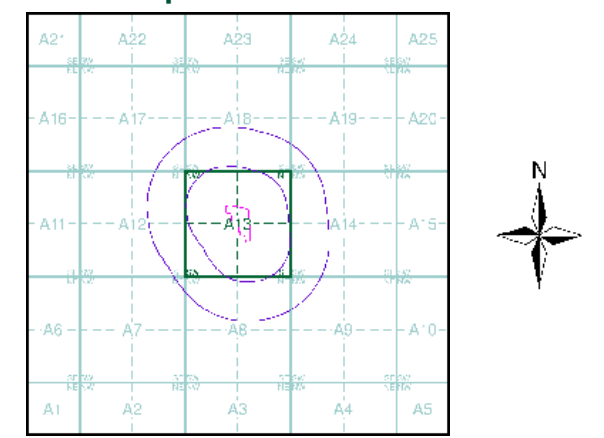
Ordnance Survey Plan
Published 1976 - 1977
Source map scale - 1:10,000

The historical maps shown were reproduced from maps predominantly held at the scale adopted for England, Wales and Scotland in the 1840's. In 1854 the 1:2,500 scale was adopted for mapping urban areas; these maps were used to update the 1:10,560 maps. The published date given therefore is often some years later than the surveyed date. Before 1938, all OS maps were based on the Cassini Projection, with independent surveys of a single county or group of counties, giving rise to significant inaccuracies in outlying areas. In the late 1940's, a Provisional Edition was produced, which updated the 1:10,560 mapping from a number of sources. The maps appear unfinished - with all military camps and other strategic sites removed. These maps were initially overprinted with the National Grid. In 1970, the first 1:10,000 maps were produced using the Transverse Mercator Projection. The revision process continued until recently, with new editions appearing every 10 years or so for urban areas.

Map Name(s) and Date(s)



Historical Map - Slice A



Order Details

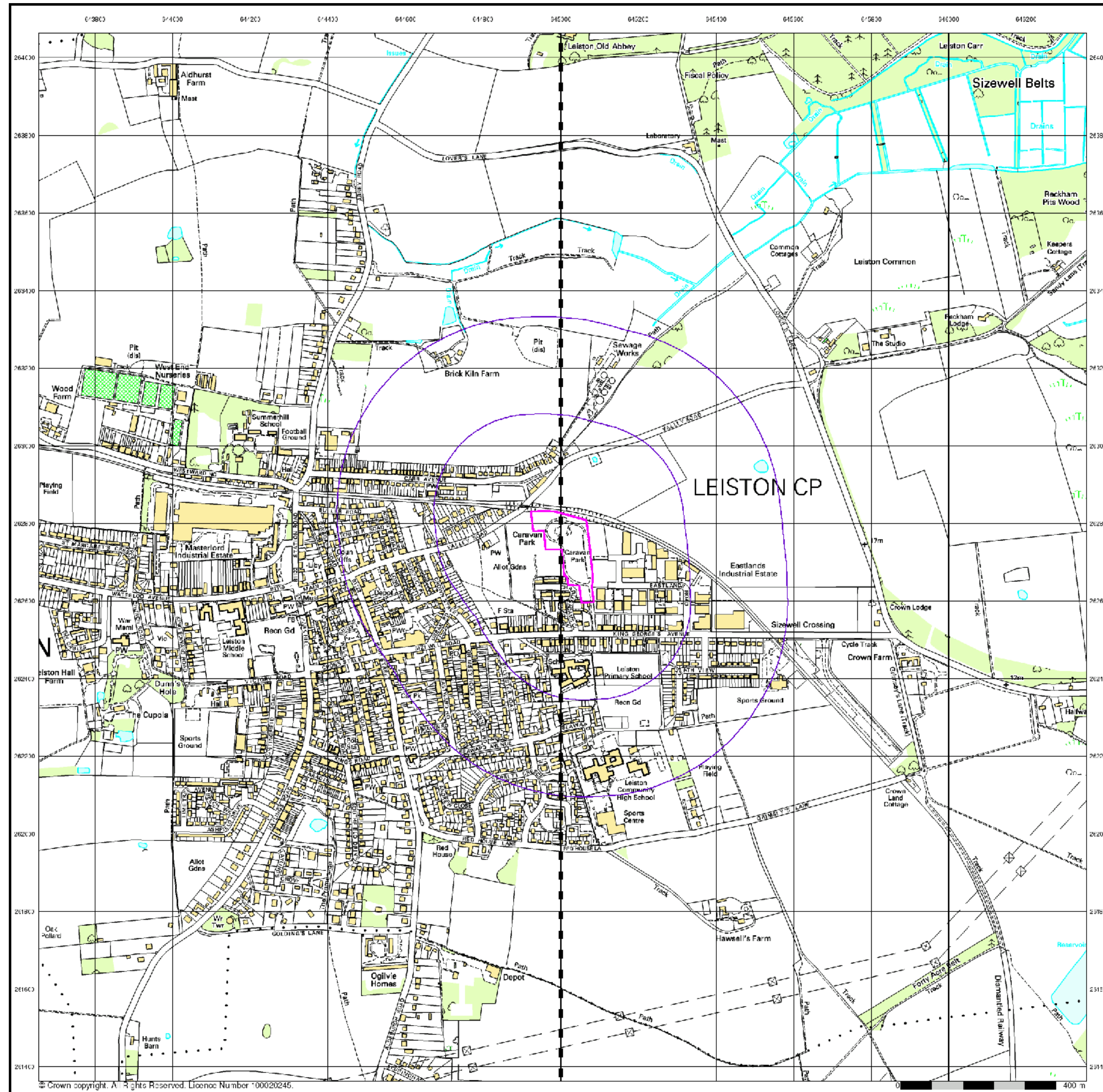
Order Number: 40146010_1_1
 Customer Ref: 32623
 National Grid Reference: 645020, 262720
 Slice: A
 Site Area (Ha): 1.97
 Search Buffer (m): 500

Site Details

LA2 Leiston Caravan Park Site, Leiston, Suffolk



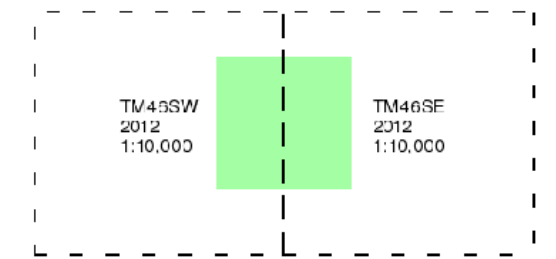
Tel: 0844 844 9952
 Fax: 0844 844 9951
 Web: www.envirocheck.co.uk



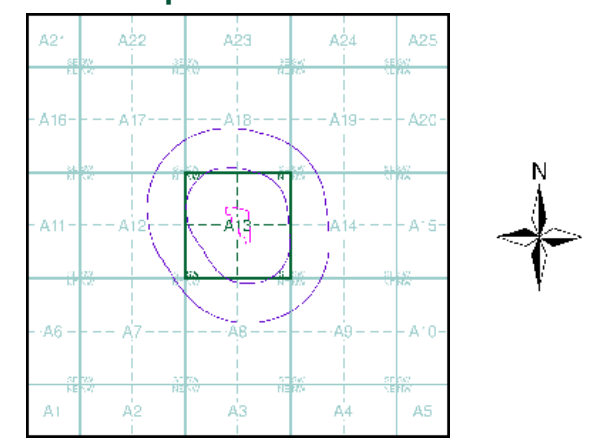
10k Raster Mapping
Published 2012
Source map scale - 1:10,000

The historical maps shown were produced from the Ordnance Survey's 1:10,000 colour raster mapping. These maps are derived from Landplan which replaced the old 1:10,000 maps originally published in 1970. The data is highly detailed showing buildings, fences and field boundaries as well as all roads, tracks and paths. Road names are also included together with the relevant road number and classification. Boundary information depiction includes county, unitary authority, district, civil parish and constituency.

Map Name(s) and Date(s)



Historical Map - Slice A



Order Details

Order Number: 40146010_1_1
 Customer Ref: 32623
 National Grid Reference: 645020, 262720
 Slice: A
 Site Area (Ha): 1.97
 Search Buffer (m): 500

Site Details

LA2 Leiston Caravan Park Site, Leiston, Suffolk



Tel: 0844 844 9952
 Fax: 0844 844 9951
 Web: www.envirocheck.co.uk

© Crown copyright. All Rights Reserved. Licence Number 100020245.



General

- Specified Site
- Specified Buffer(s)
- Bearing Reference Point
- Map ID
- Severance of Type at Location

Agency and Hydrological

- Contaminated Land Register Entry or Notice (Location)
- Contaminated Land Register Entry or Notice
- Discharge Consent
- Enforcement or Prohibition Notice
- Integrated Pollution Control
- Integrated Pollution Prevention or Control
- Local Authority Integrated Pollution Prevention and Control
- Local Authority Pollution Prevention and Control Enforcement
- Pollution Incident to Controlled Waters
- Prosecution Relating to Authorised Processes
- Prosecution Relating to Controlled Waters
- Registered Radioactive Substance
- River Network or Water Feature
- River Quality Sampling Point
- Substantiated Pollution Incident Register
- Water Abstraction
- Water Industry Act Referral

Waste

- BCS Recorded Landfill Site (Location)
- BCS Recorded Landfill Site
- EA Historic Landfill (Buffered Point)
- EA Historic Landfill (Polygon)
- Integrated Pollution Control Registered Waste Site
- Licensed Waste Management Facility (Landfill Boundary)
- Licensed Waste Management Facility (Location)
- Local Authority Recorded Landfill Site (Location)
- Local Authority Recorded Landfill Site
- Registered Landfill Site
- Registered Landfill Site (Location)
- Registered Landfill Site (Point Buffered to 100m)
- Registered Landfill Site (Point Buffered to 250m)
- Registered Waste Transfer Site (Location)
- Registered Waste Transfer Site
- Registered Waste Treatment or Disposal Site (Location)
- Registered Waste Treatment or Disposal Site

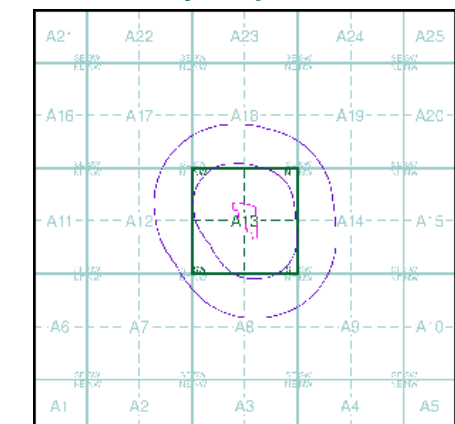
Geological

- BGS Recorded Mineral Site

Industrial Land Use

- Contemporary Trade Directory Entry
- Fuel Station Entry
- CCMAH Site
- Explosive Site
- NIHHS Site
- Planning Hazardous Substance Consent
- Planning Hazardous Substance Enforcement

Site Sensitivity Map - Slice A



Order Details

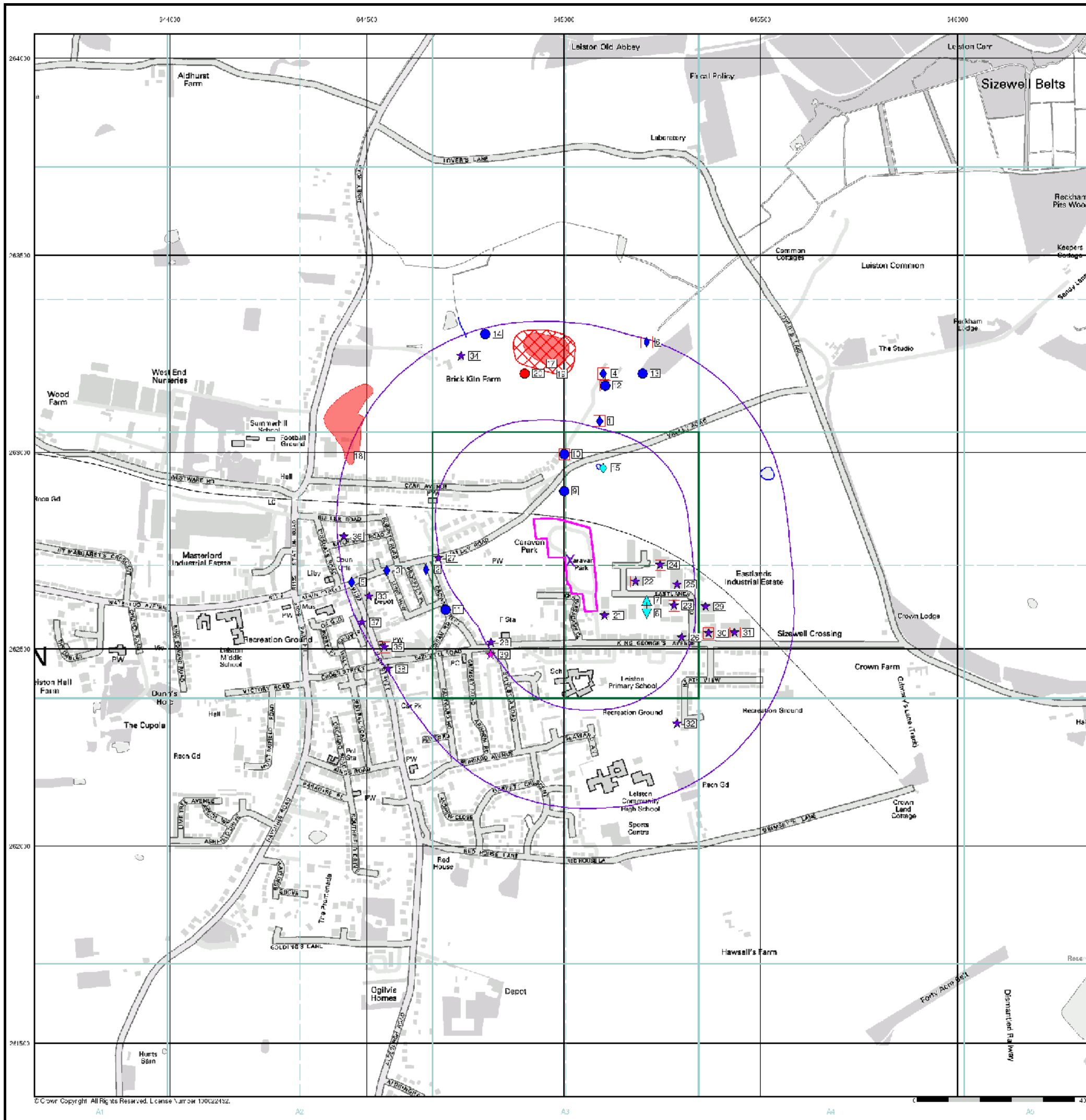
Order Number: 40146010_1_1
 Customer Ref: 32623
 National Grid Reference: 645020, 262720
 Slice: A
 Site Area (Ha): 1.97
 Search Buffer (m): 500

Site Details

LA2 Leiston Caravan Park Site, Leiston, Suffolk



Tel: 0844 844 9952
 Fax: 0844 844 9951
 Web: www.envirocheck.co.uk

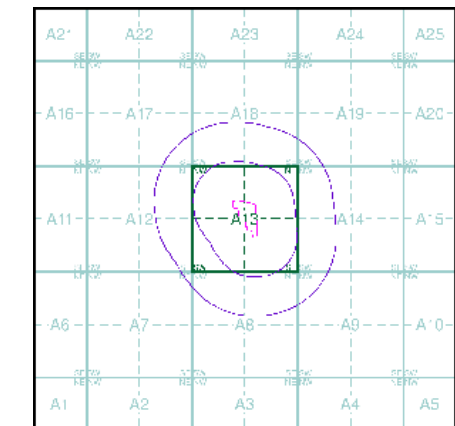


© Crown Copyright. All Rights Reserved. Licence Number 1000224152.



- General**
- Specified Site
 - Specified Buffer(s)
 - Bearing Reference Point
- Agency and Hydrological (Flood)**
- Extrema Flooding from Rivers or Sea without Defences (Zone 2)
 - Flooding from Rivers or Sea without Defences (Zone 3)
 - Area Benefiting from Flood Defence
 - Flood Water Storage Areas
 - Flood Defence

Flood Map - Slice A



Order Details

Order Number: 40146010_1_1
 Customer Ref: 32623
 National Grid Reference: 645020, 262720
 Slice: A
 Site Area (Ha): 1.97
 Search Buffer (m): 500

Site Details

LA2 Leiston Caravan Park Site, Leiston, Suffolk



Tel: 0844 844 9952
 Fax: 0844 844 9951
 Web: www.envirocheck.co.uk



© Crown Copyright. All Rights Reserved. Licence Number 100022152.



General

- Specified Site
- Specified Point(s)
- Bearing Reference Point
- Map ID
- Several of Type at Location

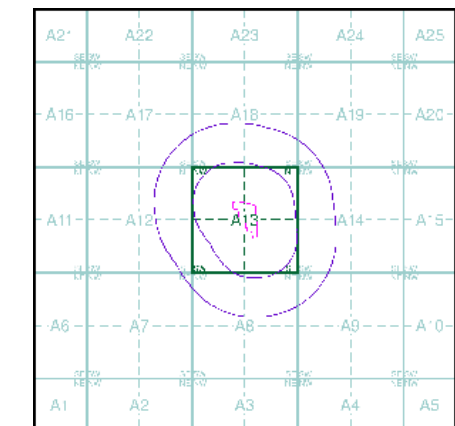
Agency and Hydrological (Boreholes)

- BGS Borehole Depth 0 - 10m
- BGS Borehole Depth 10 - 30m
- BGS Borehole Depth 30m +
- Confidential
- Other

For Borehole information please refer to the Borehole .csv file which accompanied this slice.

A copy of the BGS Borehole Ordering Form is available to download from the Support section of www.envirocheck.co.uk.

Borehole Map - Slice A



Order Details

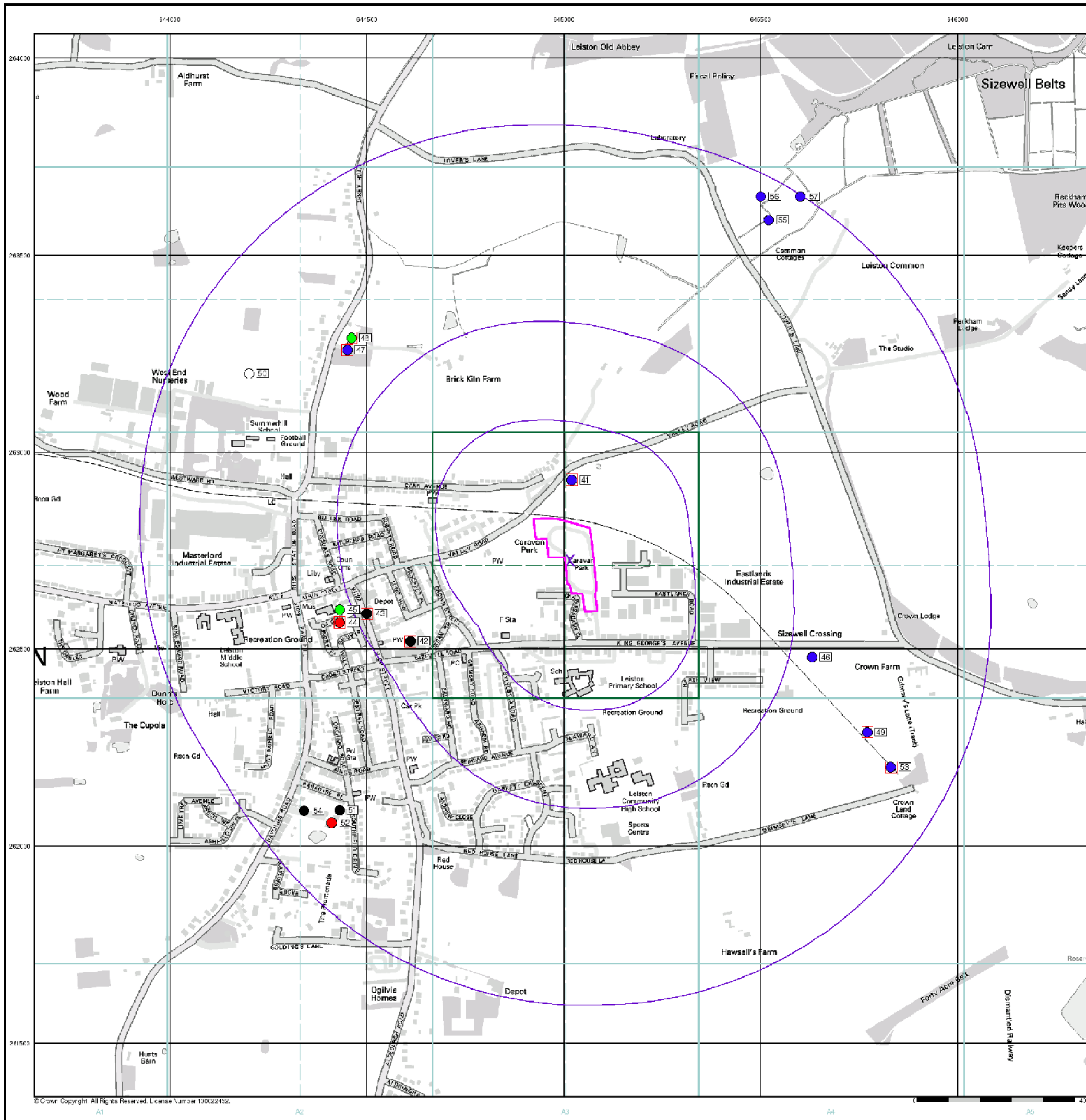
Order Number: 40146010_1_1
 Customer Ref: 32623
 National Grid Reference: 645020, 262720
 Slice: A
 Site Area (Ha): 1.97
 Search Buffer (m): 500

Site Details

LA2 Leiston Caravan Park Site, Leiston, Suffolk



Tel: 0844 844 9952
 Fax: 0844 844 9951
 Web: www.envirocheck.co.uk



© Crown Copyright. All Rights Reserved. Licence Number 1000224152.

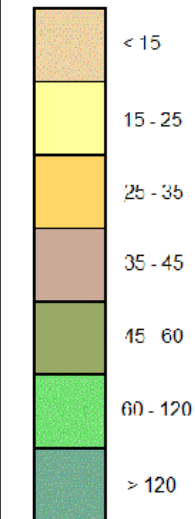


General

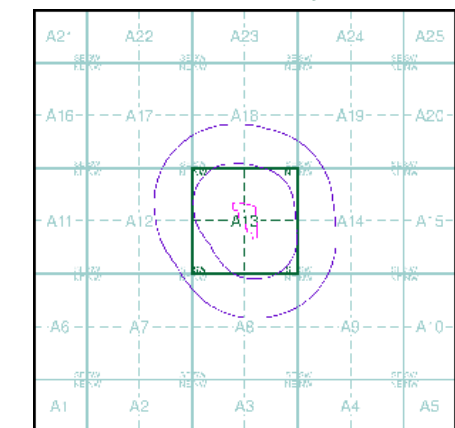
- ✱ Specified Site
- ⊙ Specified Buffer (m)
- ✕ Dealing Reference Point

Estimated Soil Chemistry Arsenic

Arsenic Concentrations mg/kg



Estimated Soil Chemistry Arsenic - Slice A



Order Details

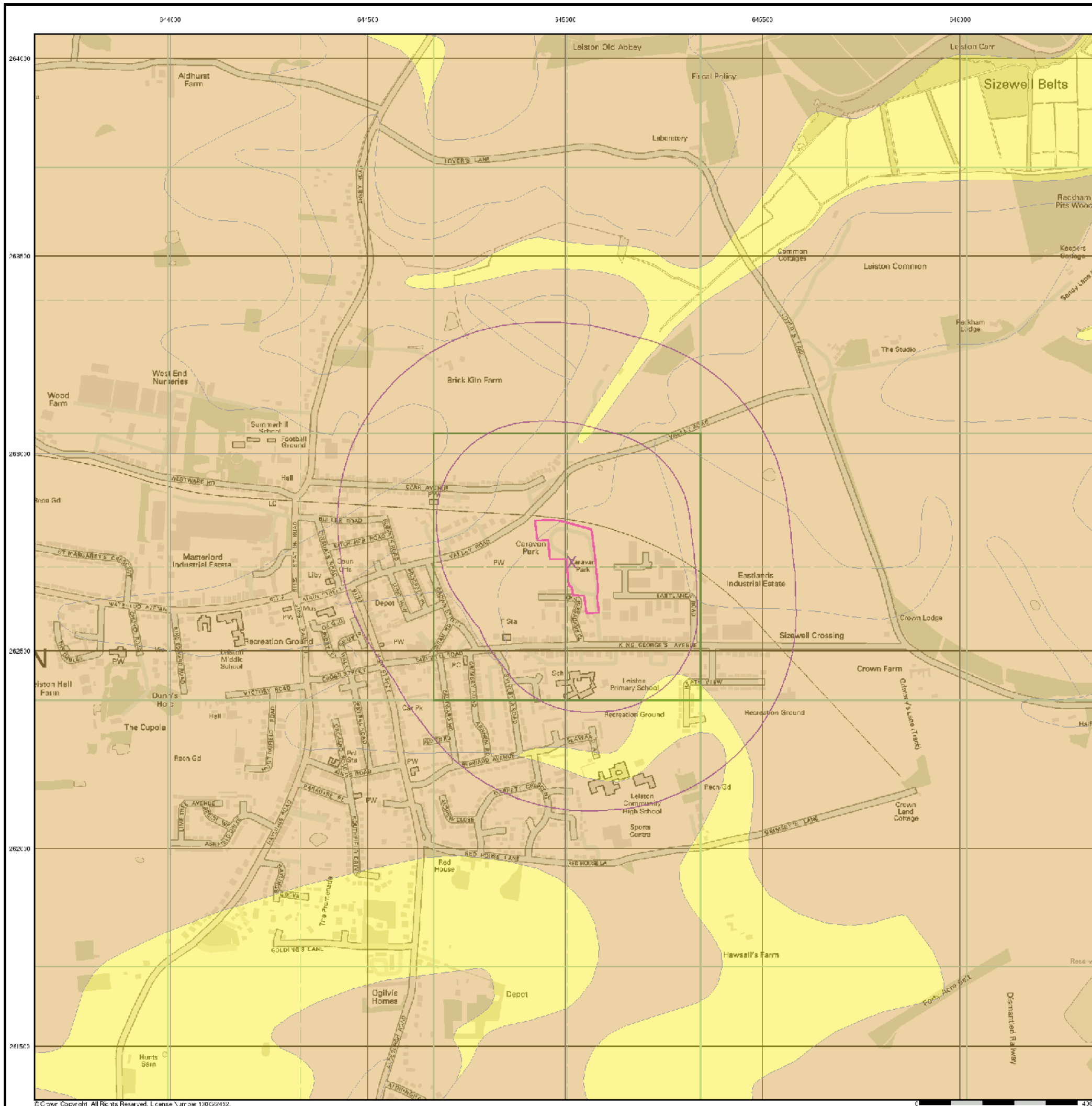
Order Details: 40146010_1_1
 Customer Ref: 32623
 National Grid Reference: 645020, 262720
 Slice: A
 Site Area (Ha): 1.97
 Search Buffer (m): 500

Site Details

LA2 Leiston Caravan Park Site, Leiston, Suffolk



Tel: 0844 844 9952
 Fax: 0844 844 9951
 Web: www.envirocheck.co.uk



© Crown Copyright. All Rights Reserved. Licence Number 100022152.

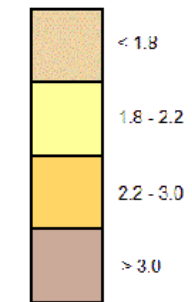


General

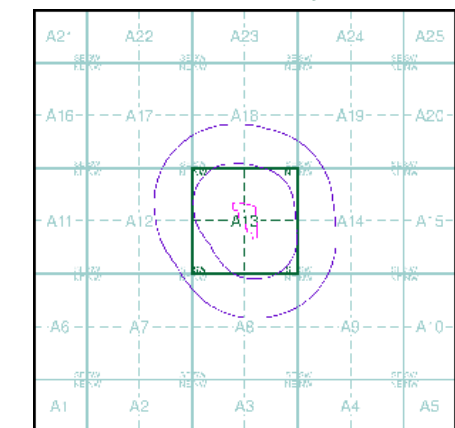
- ✱ Specified Site
- Specified Buffer(s)
- ✕ Bearing Reference Point

Estimated Soil Chemistry Cadmium

Cadmium Concentrations mg/kg



Estimated Soil Chemistry Cadmium - Slice A



Order Details

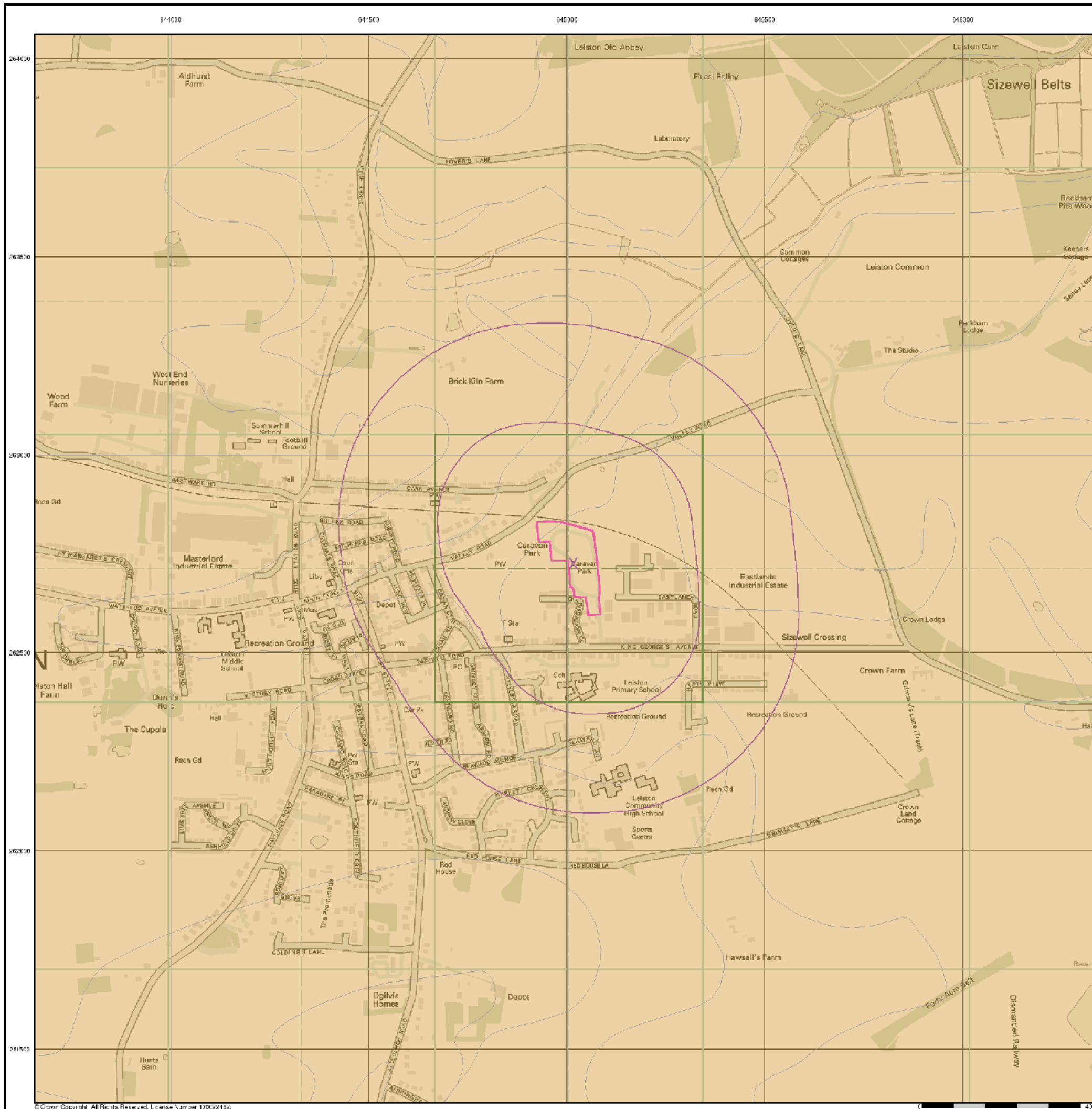
Order Details: 40146010_1_1
 Customer Ref: 32623
 National Grid Reference: 645020, 262720
 Slice: A
 Site Area (Ha): 1.97
 Search Buffer (m): 500

Site Details

LA2 Leiston Caravan Park Site, Leiston, Suffolk



Tel: 0844 844 9952
 Fax: 0844 844 9951
 Web: www.envirocheck.co.uk



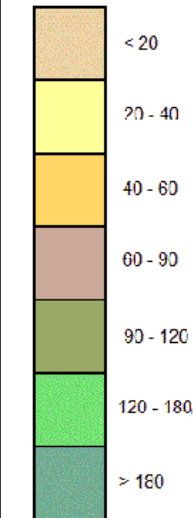


General

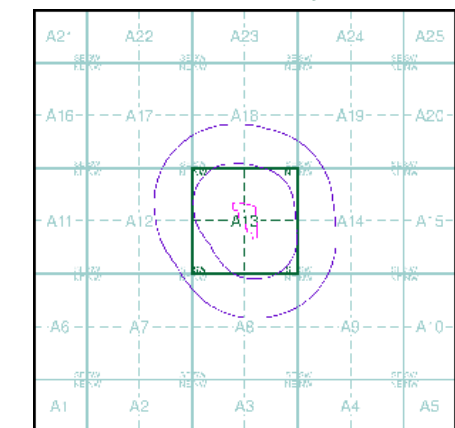
- ✱ Specified Site
- ✱ Specified Euler(s)
- ✱ Joining Reference Point

Estimated Soil Chemistry Chromium

Chromium Concentrations mg/kg



Estimated Soil Chemistry Chromium - Slice A



Order Details

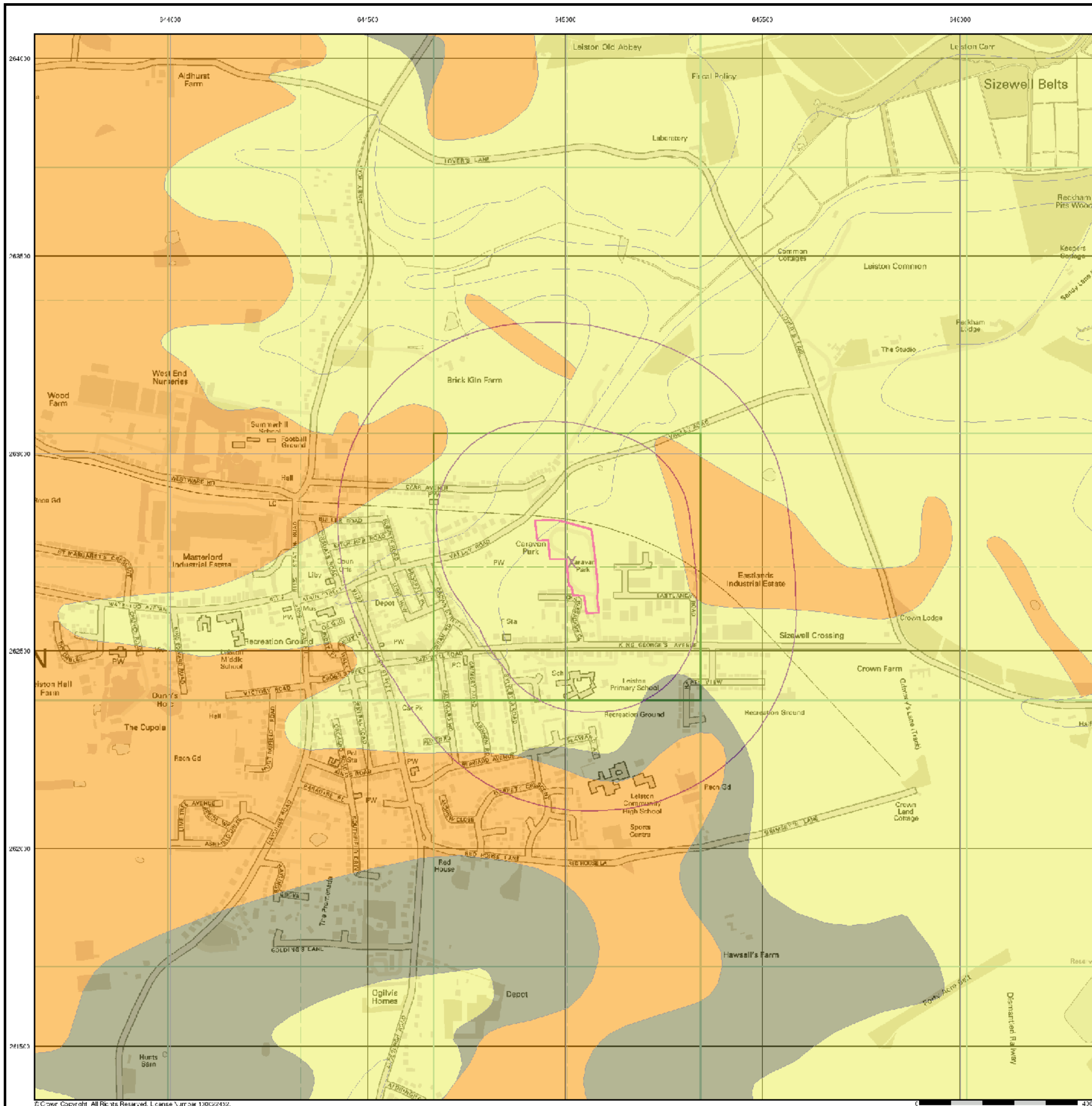
Order Details: 40146010_1_1
 Customer Ref: 32623
 National Grid Reference: 645020, 262720
 Slice: A
 Site Area (Ha): 1.97
 Search Buffer (m): 500

Site Details

LA2 Leiston Caravan Park Site, Leiston, Suffolk



Tel: 0844 844 9952
 Fax: 0844 844 9951
 Web: www.envirocheck.co.uk



© Crown Copyright. All Rights Reserved. Licence Number 100022152.

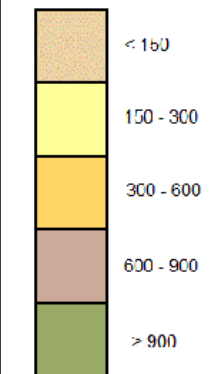


General

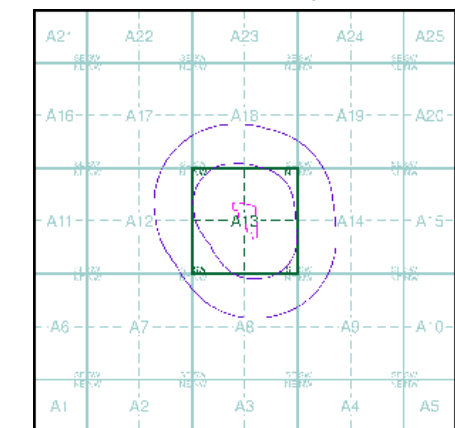
- Specified Site
- Specified Buffer(s)
- Boundary Reference Point

Estimated Soil Chemistry Lead

Lead Concentrations mg/kg



Estimated Soil Chemistry Lead - Slice A



Order Details

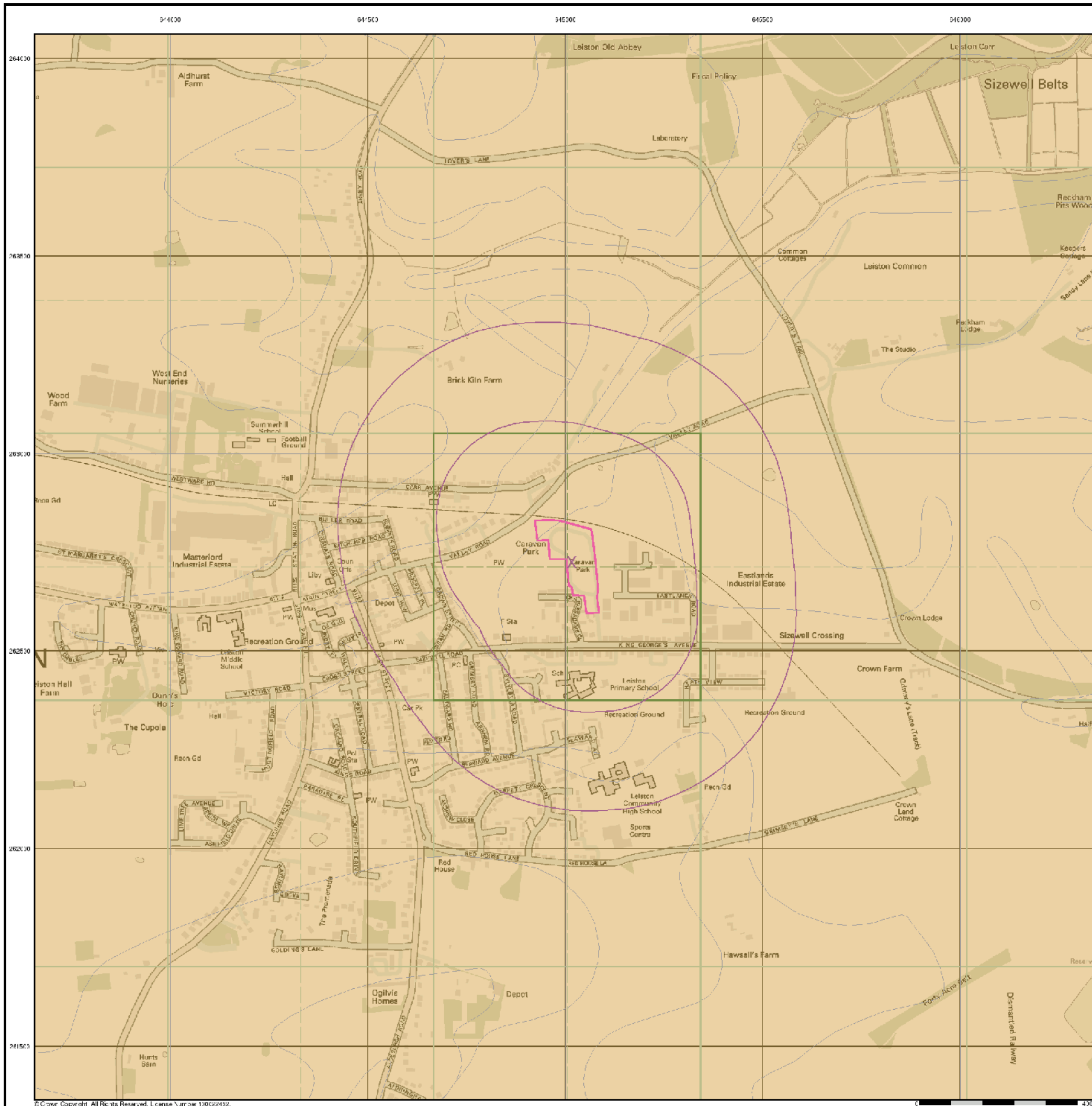
Order Details: 40146010_1_1
 Customer Ref: 32623
 National Grid Reference: 645020, 262720
 Slice: A
 Site Area (Ha): 1.97
 Search Buffer (m): 500

Site Details

LA2 Leiston Caravan Park Site, Leiston, Suffolk



Tel: 0844 844 9952
 Fax: 0844 844 9951
 Web: www.envirocheck.co.uk



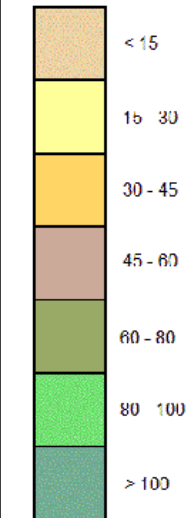


General

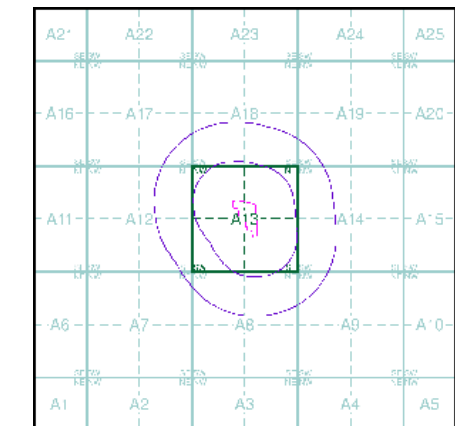
- ✱ Specified Site
- Specified Buffer(s)
- ✕ Bearing Reference Point

Estimated Soil Chemistry Nickel

Nickel Concentrations mg/kg



Estimated Soil Chemistry Nickel - Slice A



Order Details

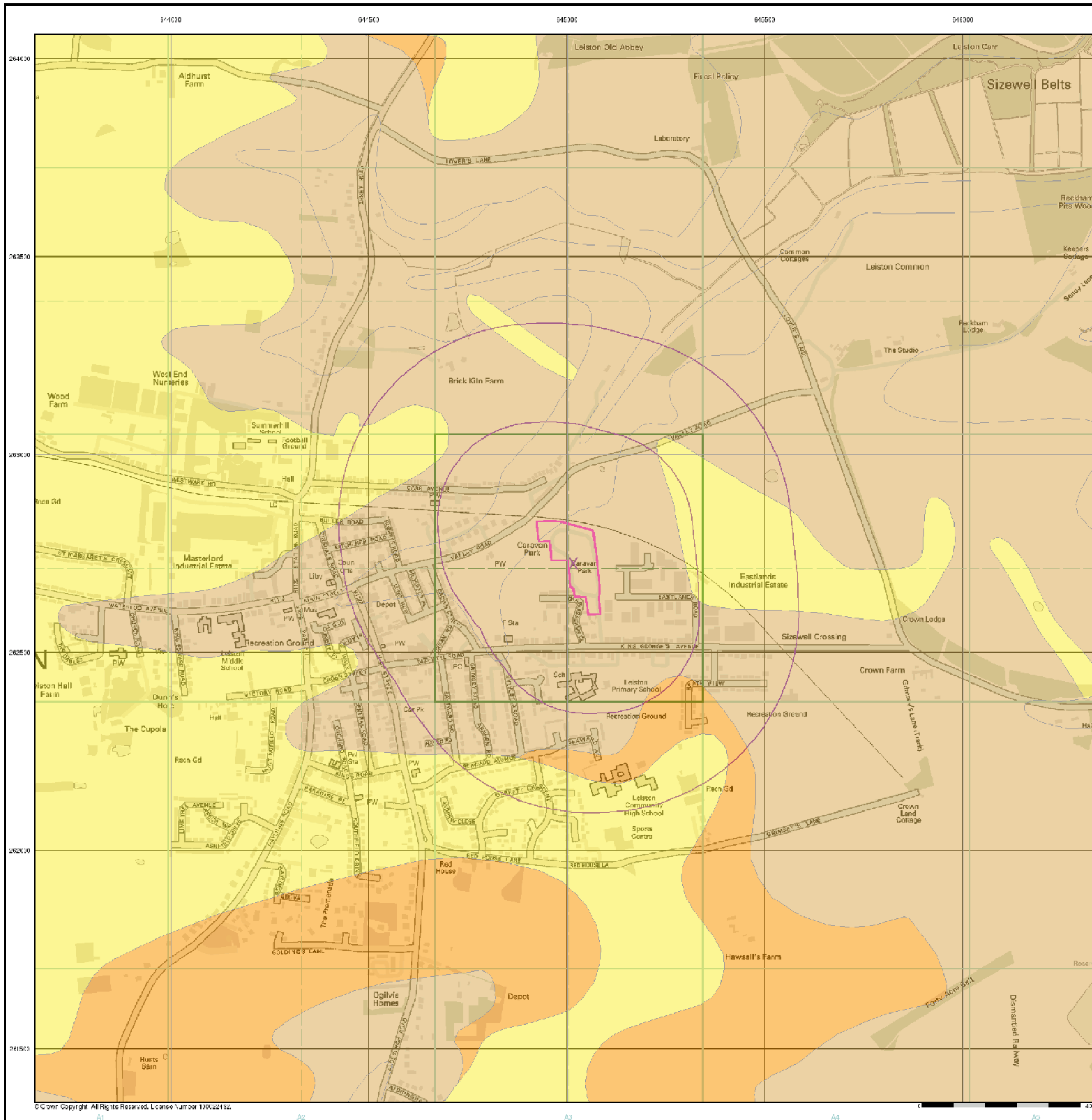
Order Details: 40146010_1_1
 Customer Ref: 32623
 National Grid Reference: 645020, 262720
 Slice: A
 Site Area (Ha): 1.97
 Search Buffer (m): 500

Site Details

LA2 Leiston Caravan Park Site, Leiston, Suffolk



Tel: 0844 844 9952
 Fax: 0844 844 9951
 Web: www.envirocheck.co.uk



© Crown Copyright. All Rights Reserved. Licence Number 100022152.

Historical Mapping Legends

Ordnance Survey County Series and Ordnance Survey Plan 1:2,500

Quarry **Gravel Pit** **Sand Pit**
Clay Pit **Shingle** **Refuse Heap**
Sloping Masonry **Flat Rock**
Marsh **Reeds** **Osiers**
Rough Pasture **Furze** **Wood**
Mixed Wood **Brushwood** **Orchard**
Fir **Ford** **Stepping Stones**
Ferry **Waterfall** **Lock**
Trig. Station **Altitude at Trig. Station**
B.M. 325 9 **Bench Mark** **Surface Level**
Arrow denotes flow of water **Antiquities (site of)**
Cutting **Embankment**
Railway crossing Road **Level Crossing** **Road crossing Railway**
Railway crossing River or Canal **Road over single stream** **Road over River or Canal**
County Boundary (Geographical)
County & Civil Parish Boundary
Administrative County & Civil Parish Boundary
County Borough Boundary (England)
County Borough Boundary (Scotland)
Boundary Post or Stone **Police Call Box**
B.R. Bridle Road **Pump**
E.P. Electricity Pylon **S.P. Signal Post**
F.B. Foot Bridge **SL Sluice**
F.P. Foot Path **Sp. Spring**
G.P. Guide Post or Board **T.C.B. Telephone Call Box**
M.S. Mile Stone **Tr. Trough**
M.P. M.R. Mooring Post or Ring **W Well**

Ordnance Survey Plan, Additional SIMs and Supply of Unpublished Survey Information 1:2,500 and 1:1,250

Inactive Quarry, Chalk Pit or Clay Pit **Active Quarry, Chalk Pit or Clay Pit**
Rock **Boulders**
Cliff **Slopes** **Top**
Roofed Building **Glazed Roof Building**
Sloping Masonry **Archway**
Non-Coniferous Tree (surveyed) **Coniferous Tree (surveyed)**
Non-Coniferous Trees (not surveyed) **Coniferous Trees (not surveyed)**
Orchard Tree **Scrub** **Bracken**
Coppice, Osier **Reeds** **Marsh, Saltings**
Rough Grassland **Heath** **Culvert**
Direction of water flow **Bench Mark** **Antiquity (site of)**
Cave Entrance **Triangulation Station** **Electricity Pylon**
Electricity Transmission Line
County Boundary (Geographical)
County & Civil Parish Boundary
Civil Parish Boundary
Admin. County or County Bor. Boundary
London Borough Boundary
Symbol marking point where boundary mereing changes
BH Beer House **P Pillar, Pole or Post**
BP, BS Boundary Post or Stone **PO Post Office**
Cn, C Capstan, Crane **PC Public Convenience**
Chy Chimney **PH Public House**
D Fn Drinking Fountain **Pp Pump**
EI P Electricity Pillar or Post **SB, S Br Signal Box or Bridge**
FAP Fire Alarm Pillar **SP, SL Signal Post or Light**
FB Foot Bridge **Spr Spring**
GP Guide Post **Tk Tank or Track**
H Hydrant or Hydraulic **TCB Telephone Call Box**
LC Level Crossing **TCP Telephone Call Post**
MH Manhole **Tr Trough**
MP Mile Post or Mooring Post **Wt Pt, Wt T Water Point, Water Tap**
MS Mile Stone **W Well**
NTL Normal Tidal Limit **Wd Pp Wind Pump**

Large-Scale National Grid Data 1:2,500 and 1:1,250

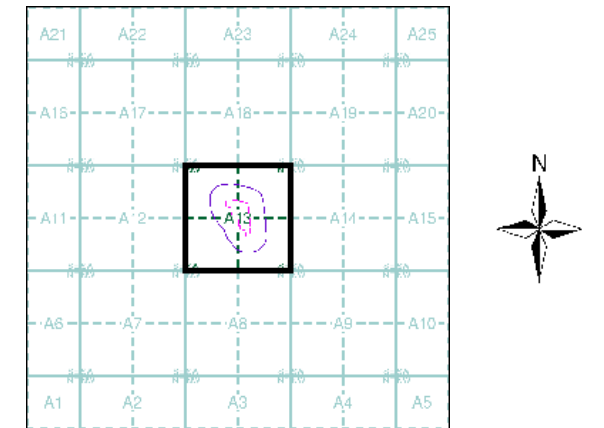
Cliff **Slopes** **Top**
Rock **Rock (scattered)**
Boulders **Boulders (scattered)**
Positioned Boulder **Scree**
Non-Coniferous Tree (surveyed) **Coniferous Tree (surveyed)**
Non-Coniferous Trees (not surveyed) **Coniferous Trees (not surveyed)**
Orchard Tree **Scrub** **Bracken**
Coppice, Osier **Reeds** **Marsh, Saltings**
Rough Grassland **Heath** **Culvert**
Direction of water flow **Triangulation Station** **Antiquity (site of)**
Electricity Transmission Line **Electricity Pylon**
Bench Mark **Buildings with Building Seed**
Roofed Building **Glazed Roof Building**
Civil parish/community boundary
District boundary
County boundary
Boundary post/stone
Boundary mereing symbol (note: these always appear in opposed pairs or groups of three)
Bks Barracks **P Pillar, Pole or Post**
Bty Battery **PO Post Office**
Cemy Cemetery **PC Public Convenience**
Chy Chimney **Pp Pump**
Cis Cistern **Ppg Sta Pumping Station**
Dismtd Rly Dismantled Railway **PW Place of Worship**
EI Gen Sta Electricity Generating Station **Sewage Ppg Sta Sewage Pumping Station**
EI P Electricity Pole, Pillar **SB, S Br Signal Box or Bridge**
EI Sub Sta Electricity Sub Station **SP, SL Signal Post or Light**
FB Filter Bed **Spr Spring**
Fn / D Fn Fountain / Drinking Ftn. **Tk Tank or Track**
Gas Gov Gas Valve Compound **Tr Trough**
GVC Gas Governor **Wd Pp Wind Pump**
GP Guide Post **Wt Pt, Wt T Water Point, Water Tap**
MH Manhole **Wks Works (building or area)**
MP, MS Mile Post or Mile Stone **W Well**



Historical Mapping & Photography included:

Mapping Type	Scale	Date	Pg
Suffolk	1:2,500	1882 - 1884	2
Suffolk	1:2,500	1904	3
Suffolk	1:2,500	1927	4
Ordnance Survey Plan	1:2,500	1970 - 1971	5
Supply of Unpublished Survey Information	1:2,500	1975	6
Additional SIMs	1:2,500	1977 - 1989	7
Ordnance Survey Plan	1:2,500	1986	8
Additional SIMs	1:2,500	1986	9
Additional SIMs	1:2,500	1986 - 1987	10
Additional SIMs	1:2,500	1987	11
Additional SIMs	1:2,500	1988	12
Large-Scale National Grid Data	1:2,500	1995	13

Historical Map - Segment A13



Order Details

Order Number: 40146010_1_1
 Customer Ref: 32623
 National Grid Reference: 645020, 262720
 Slice: A
 Site Area (Ha): 1.97
 Search Buffer (m): 100

Site Details

LA2 Leiston Caravan Park Site, Leiston, Suffolk



Tel: 0844 844 9952
 Fax: 0844 844 9951
 Web: www.envirocheck.co.uk



Suffolk

Published 1882 - 1884

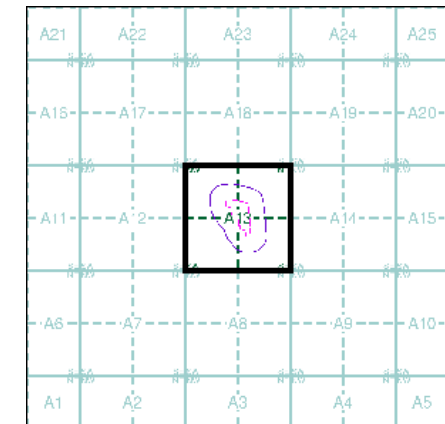
Source map scale - 1:2,500

The historical maps shown were reproduced from maps predominantly held at the scale adopted for England, Wales and Scotland in the 1840's. In 1854 the 1:2,500 scale was adopted for mapping urban areas and by 1896 it covered the whole of what were considered to be the cultivated parts of Great Britain. The published date given below is often some years later than the surveyed date. Before 1938, all OS maps were based on the Cassini Projection, with independent surveys of a single county or group of counties, giving rise to significant inaccuracies in outlying areas.

Map Name(s) and Date(s)

050_15 1884 1:2,500	050_16 1884 1:2,500
060_03 1882 1:2,500	060_04 1882 1:2,500

Historical Map - Segment A13



Order Details

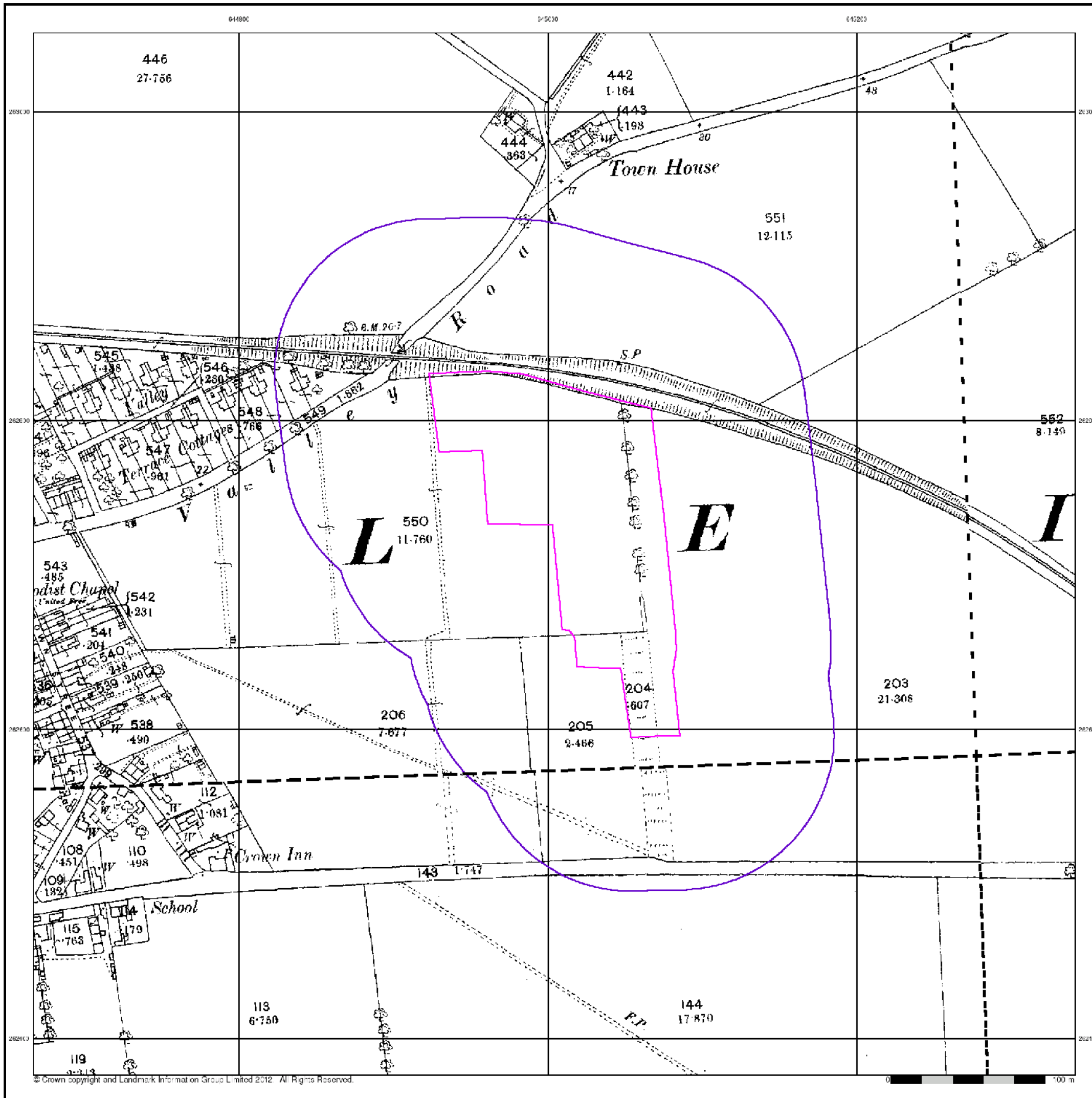
Order Number: 40146010_1_1
 Customer Ref: 32623
 National Grid Reference: 645020, 262720
 Slice: A
 Site Area (Ha): 1.97
 Search Buffer (m): 100

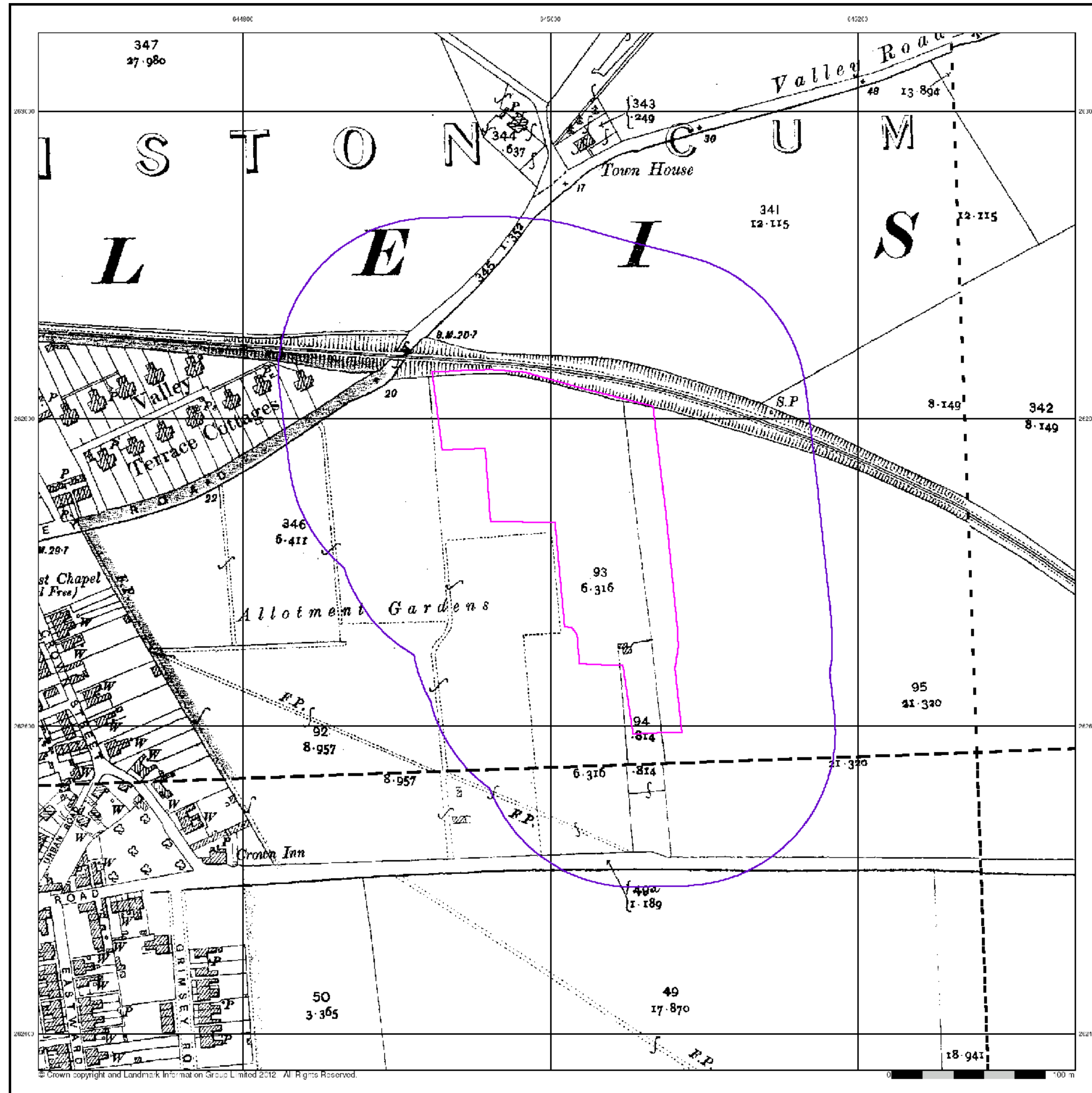
Site Details

LA2 Leiston Caravan Park Site, Leiston, Suffolk



Tel: 0844 844 9952
 Fax: 0844 844 9951
 Web: www.envirocheck.co.uk





Suffolk

Published 1904

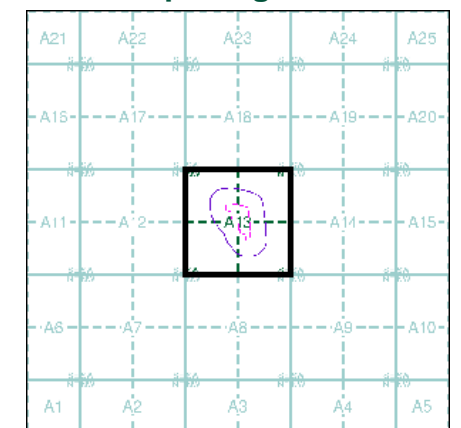
Source map scale - 1:2,500

The historical maps shown were reproduced from maps predominantly held at the scale adopted for England, Wales and Scotland in the 1840's. In 1854 the 1:2,500 scale was adopted for mapping urban areas and by 1896 it covered the whole of what were considered to be the cultivated parts of Great Britain. The published date given below is often some years later than the surveyed date. Before 1938, all OS maps were based on the Cassini Projection, with independent surveys of a single county or group of counties, giving rise to significant inaccuracies in outlying areas.

Map Name(s) and Date(s)

050_15 1904 1:2,500	050_16 1904 1:2,500
060_03 1904 1:2,500	060_04 1904 1:2,500

Historical Map - Segment A13



Order Details

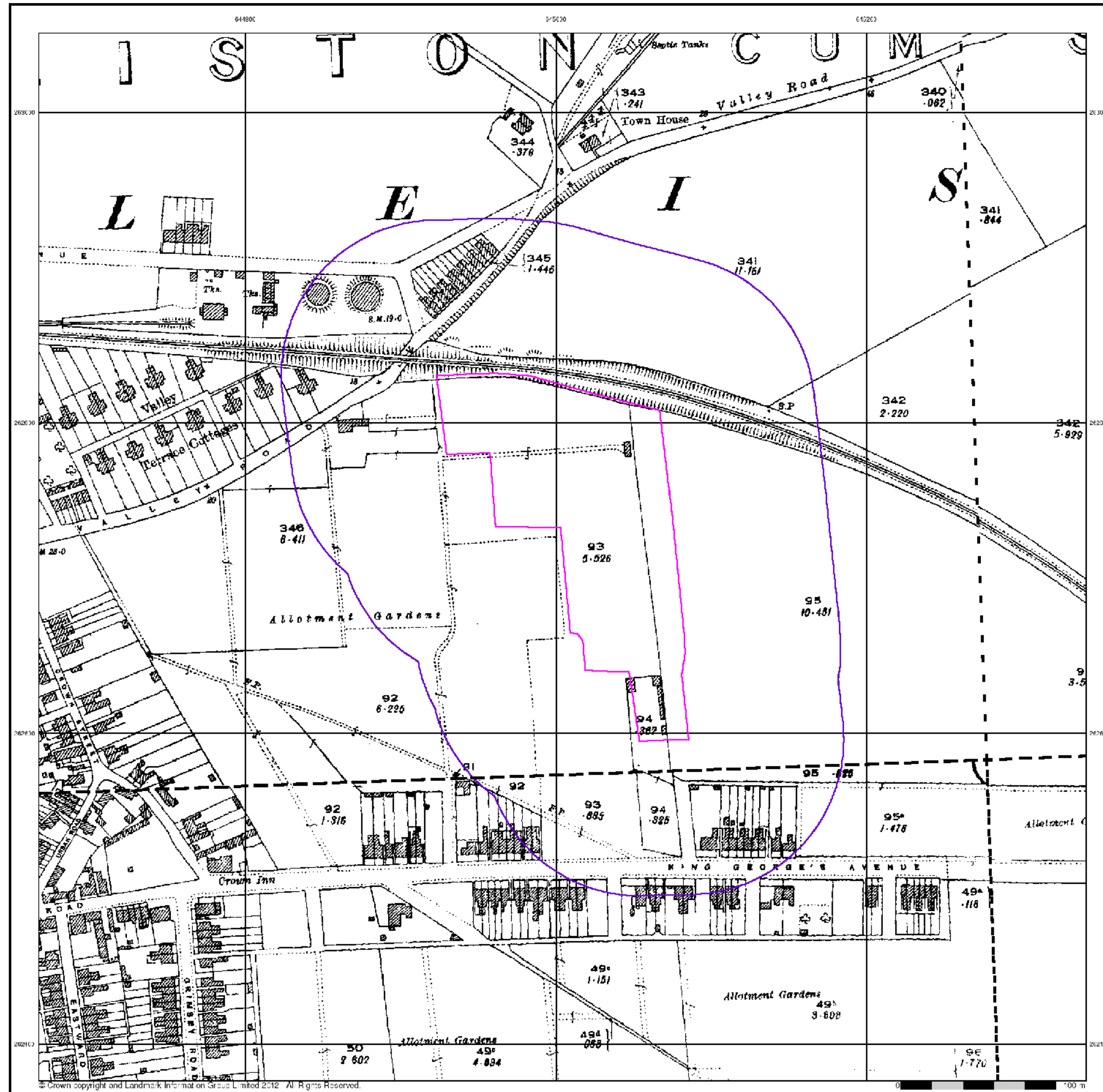
Order Number: 40146010_1_1
 Customer Ref: 32623
 National Grid Reference: 645020, 262720
 Slice: A
 Site Area (Ha): 1.97
 Search Buffer (m): 100

Site Details

LA2 Leiston Caravan Park Site, Leiston, Suffolk



Tel: 0844 844 9952
 Fax: 0844 844 9951
 Web: www.envirocheck.co.uk



Suffolk

Published 1927

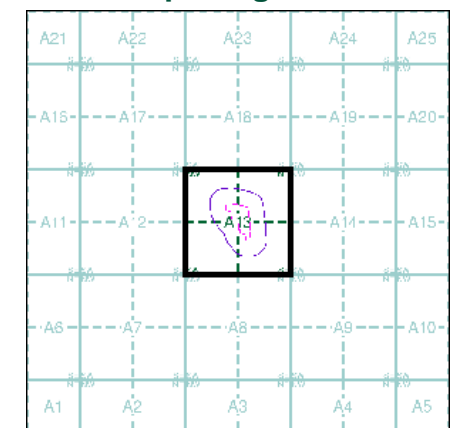
Source map scale - 1:2,500

The historical maps shown were reproduced from maps predominantly held at the scale adopted for England, Wales and Scotland in the 1840's. In 1854 the 1:2,500 scale was adopted for mapping urban areas and by 1896 it covered the whole of what were considered to be the cultivated parts of Great Britain. The published date given below is often some years later than the surveyed date. Before 1938, all OS maps were based on the Cassini Projection, with independent surveys of a single county or group of counties, giving rise to significant inaccuracies in outlying areas.

Map Name(s) and Date(s)

050_15 1927 1:2,500	050_16 1927 1:2,500
060_03 1927 1:2,500	060_04 1927 1:2,500

Historical Map - Segment A13



Order Details

Order Number: 40146010_1_1
 Customer Ref: 32623
 National Grid Reference: 645020, 262720
 Slice: A
 Site Area (Ha): 1.97
 Search Buffer (m): 100

Site Details

LA2 Leiston Caravan Park Site, Leiston, Suffolk



Tel: 0844 844 9952
 Fax: 0844 844 9951
 Web: www.envirocheck.co.uk



Ordnance Survey Plan

Published 1970 - 1971

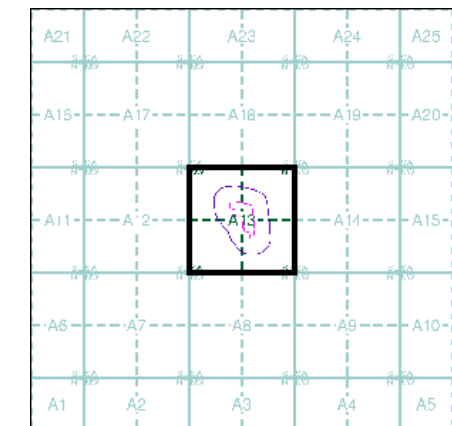
Source map scale - 1:2,500

The historical maps shown were reproduced from maps predominantly held at the scale adopted for England, Wales and Scotland in the 1840's. In 1854 the 1:2,500 scale was adopted for mapping urban areas and by 1896 it covered the whole of what were considered to be the cultivated parts of Great Britain. The published date given below is often some years later than the surveyed date. Before 1938, all OS maps were based on the Cassini Projection, with independent surveys of a single county or group of counties, giving rise to significant inaccuracies in outlying areas.

Map Name(s) and Date(s)

TM 4463 1970 12,500	TM 4568 1970 12,500
TM 4462 19/1 12,500	TM 4562 19/1 12,500

Historical Map - Segment A13



Order Details

Order Number: 40146010_1_1
 Customer Ref: 32623
 National Grid Reference: 645020, 262720
 Slice: A
 Site Area (Ha): 1.97
 Search Buffer (m): 100

Site Details

LA2 Leiston Caravan Park Site, Leiston, Suffolk



Tel: 0844 844 9952
 Fax: 0844 844 9951
 Web: www.envirocheck.co.uk





Supply of Unpublished Survey Information

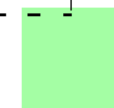
Published 1975

Source map scale - 1:2,500

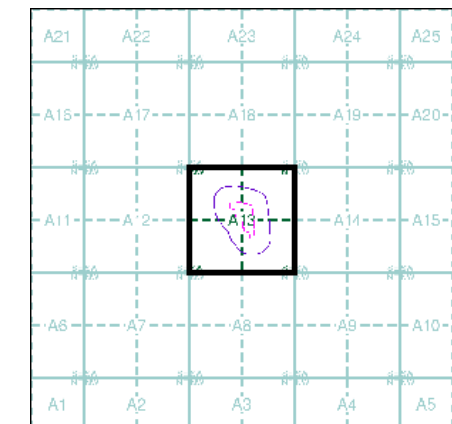
SUSI maps (Supply of Unpublished Survey Information) were produced between 1972 and 1977, mainly for internal use at Ordnance Survey. These were more of a 'work-in-progress' plan as they showed updates of individual areas on a map. These maps were unpublished, and they do not represent a single moment in time. They were produced at both 1:2,500 and 1:1,250 scales.

Map Name(s) and Date(s)

TM4463
1975
1:2,500



Historical Map - Segment A13



Order Details

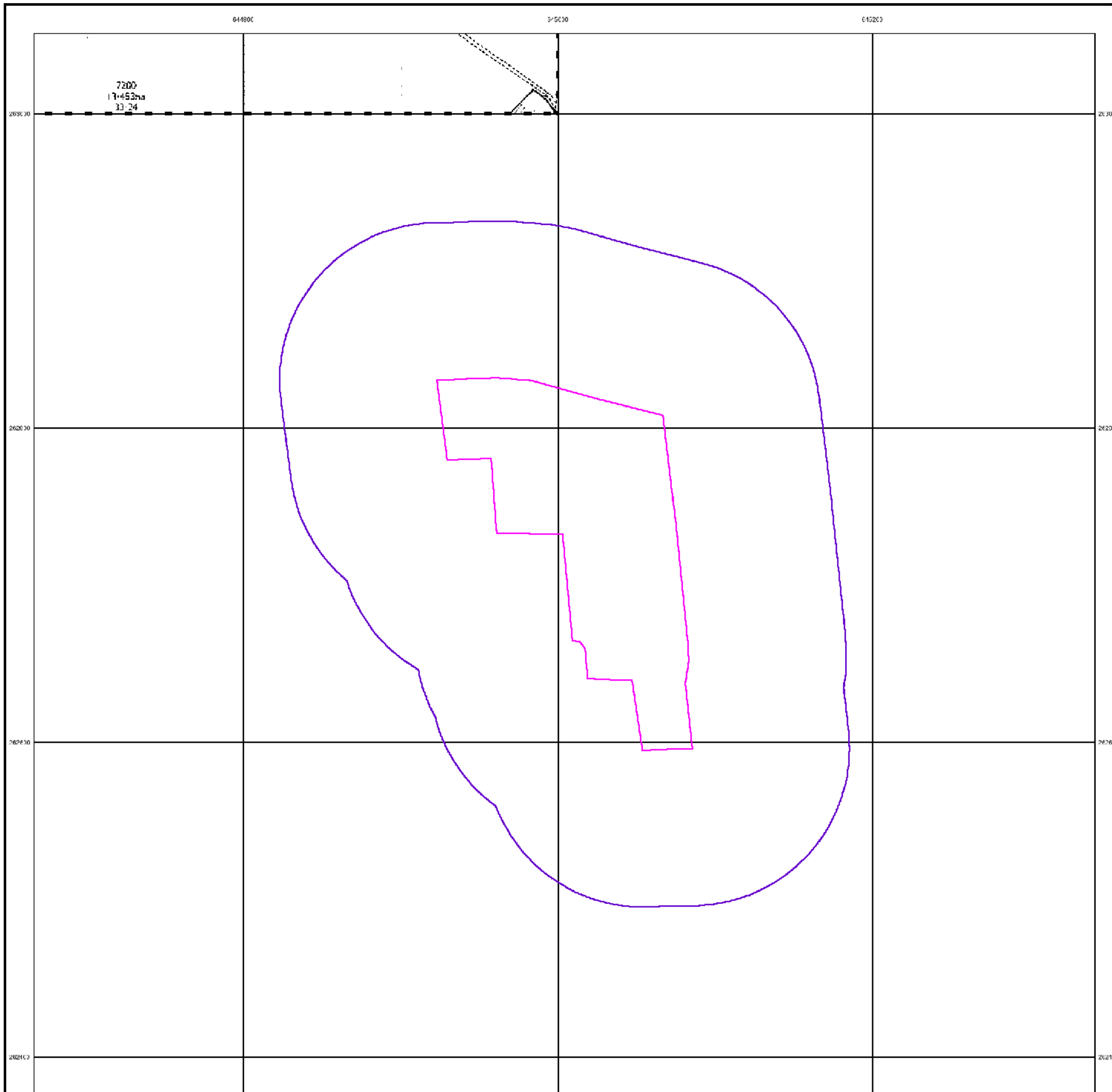
Order Number: 40146010_1_1
Customer Ref: 32623
National Grid Reference: 645020, 262720
Slice: A
Site Area (Ha): 1.97
Search Buffer (m): 100

Site Details

LA2 Leiston Caravan Park Site, Leiston, Suffolk



Tel: 0844 844 9952
Fax: 0844 844 9951
Web: www.envirocheck.co.uk



7200
17453ha
33.24



Additional SIMs

Published 1977 - 1989

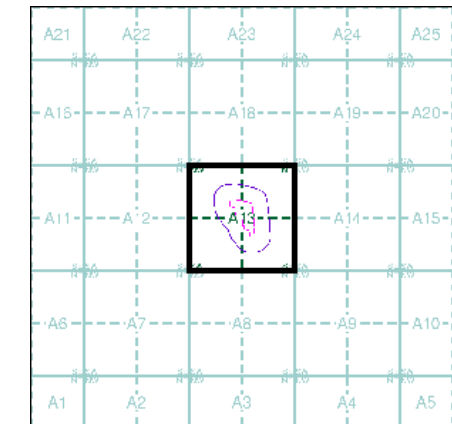
Source map scale - 1:2,500

The SIM cards (Ordnance Survey's 'Survey of Information on Microfilm') are further, minor editions of mapping which were produced and published in between the main editions as an area was updated. They date from 1947 to 1994, and contain detailed information on buildings, roads and land-use. These maps were produced at both 1:2,500 and 1:1,250 scales.

Map Name(s) and Date(s)

TM4463 1989 12,500	TM4568 1988 12,500
TM4462 1977 12,500	TM4562 1977 12,500

Historical Map - Segment A13



Order Details

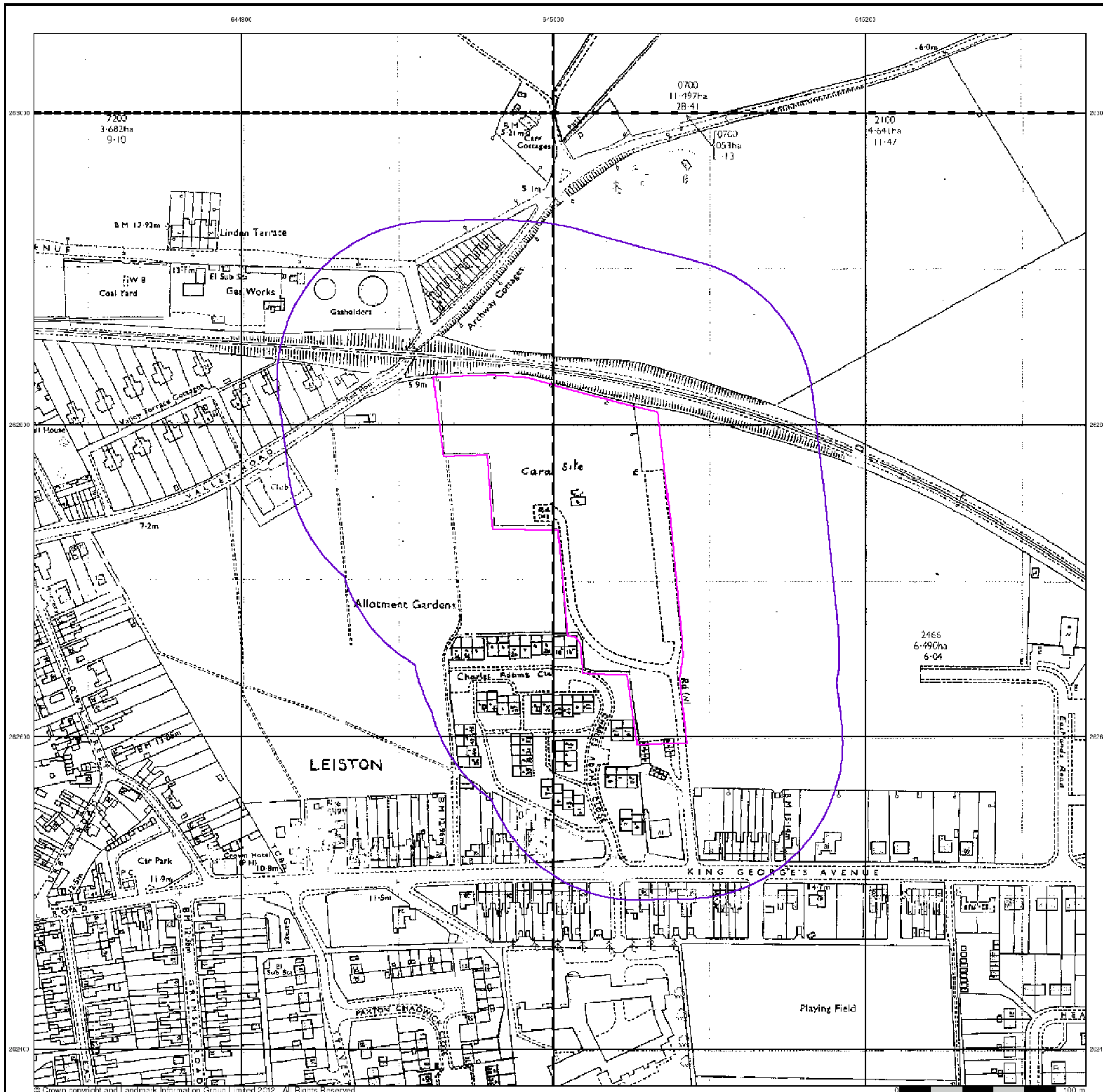
Order Number: 40146010_1_1
 Customer Ref: 32623
 National Grid Reference: 645020, 262720
 Slice: A
 Site Area (Ha): 1.97
 Search Buffer (m): 100

Site Details

LA2 Leiston Caravan Park Site, Leiston, Suffolk



Tel: 0844 844 9952
 Fax: 0844 844 9951
 Web: www.envirocheck.co.uk





Ordnance Survey Plan

Published 1986

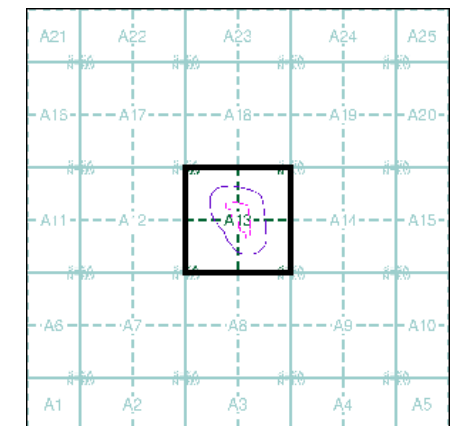
Source map scale - 1:2,500

The historical maps shown were reproduced from maps predominantly held at the scale adopted for England, Wales and Scotland in the 1840's. In 1854 the 1:2,500 scale was adopted for mapping urban areas and by 1896 it covered the whole of what were considered to be the cultivated parts of Great Britain. The published date given below is often some years later than the surveyed date. Before 1938, all OS maps were based on the Cassini Projection, with independent surveys of a single county or group of counties, giving rise to significant inaccuracies in outlying areas.

Map Name(s) and Date(s)

1M4462 1985 1:2,500		1M4662 1986 1:2,500
---------------------------	--	---------------------------

Historical Map - Segment A13



Order Details

Order Number: 40146010_1_1
 Customer Ref: 32623
 National Grid Reference: 645020, 262720
 Slice: A
 Site Area (Ha): 1.97
 Search Buffer (m): 100

Site Details

LA2 Leiston Caravan Park Site, Leiston, Suffolk



Tel: 0844 844 9952
 Fax: 0844 844 9951
 Web: www.envirocheck.co.uk





Additional SIMs

Published 1986 - 1987

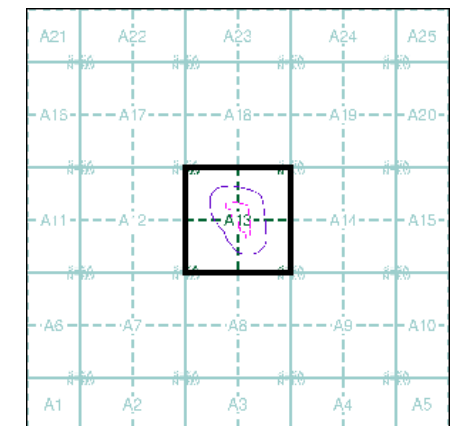
Source map scale - 1:2,500

The SIM cards (Ordnance Survey's 'Survey of Information on Microfilm') are further, minor editions of mapping which were produced and published in between the main editions as an area was updated. They date from 1947 to 1994, and contain detailed information on buildings, roads and land-use. These maps were produced at both 1:2,500 and 1:1,250 scales.

Map Name(s) and Date(s)

1M4462 1987 1:2,500		1M4562 1986 1:2,500
---------------------------	--	---------------------------

Historical Map - Segment A13



Order Details

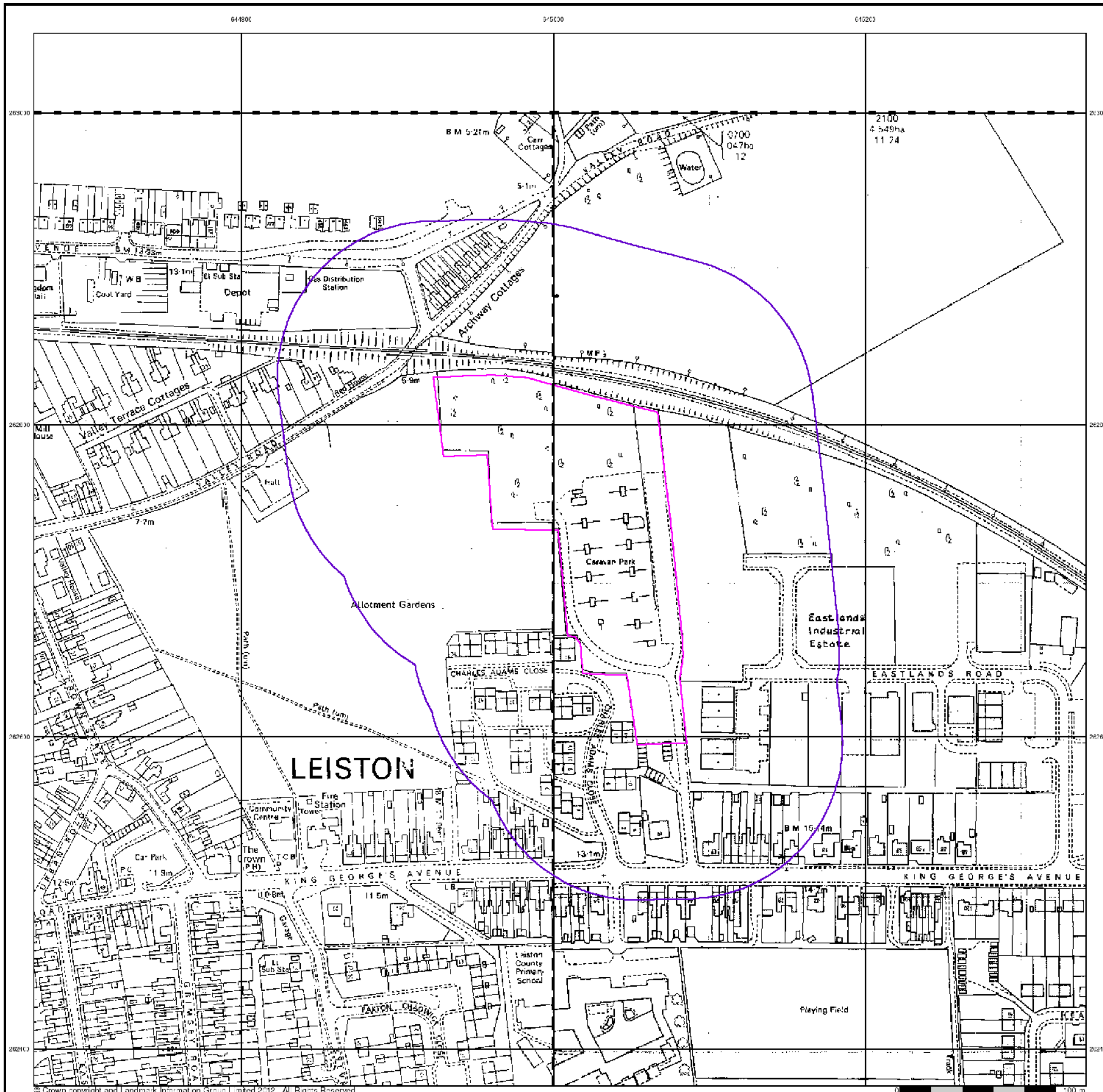
Order Number: 40146010_1_1
 Customer Ref: 32623
 National Grid Reference: 645020, 262720
 Slice: A
 Site Area (Ha): 1.97
 Search Buffer (m): 100

Site Details

LA2 Leiston Caravan Park Site, Leiston, Suffolk



Tel: 0844 844 9952
 Fax: 0844 844 9951
 Web: www.envirocheck.co.uk





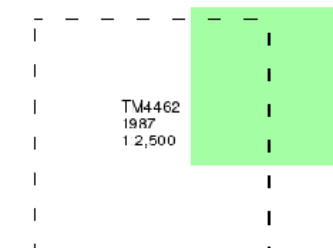
Additional SIMs

Published 1987

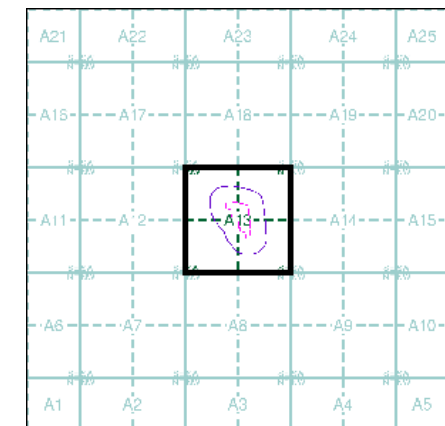
Source map scale - 1:2,500

The SIM cards (Ordnance Survey's 'Survey of Information on Microfilm') are further, minor editions of mapping which were produced and published in between the main editions as an area was updated. They date from 1947 to 1994, and contain detailed information on buildings, roads and land-use. These maps were produced at both 1:2,500 and 1:1,250 scales.

Map Name(s) and Date(s)



Historical Map - Segment A13



Order Details

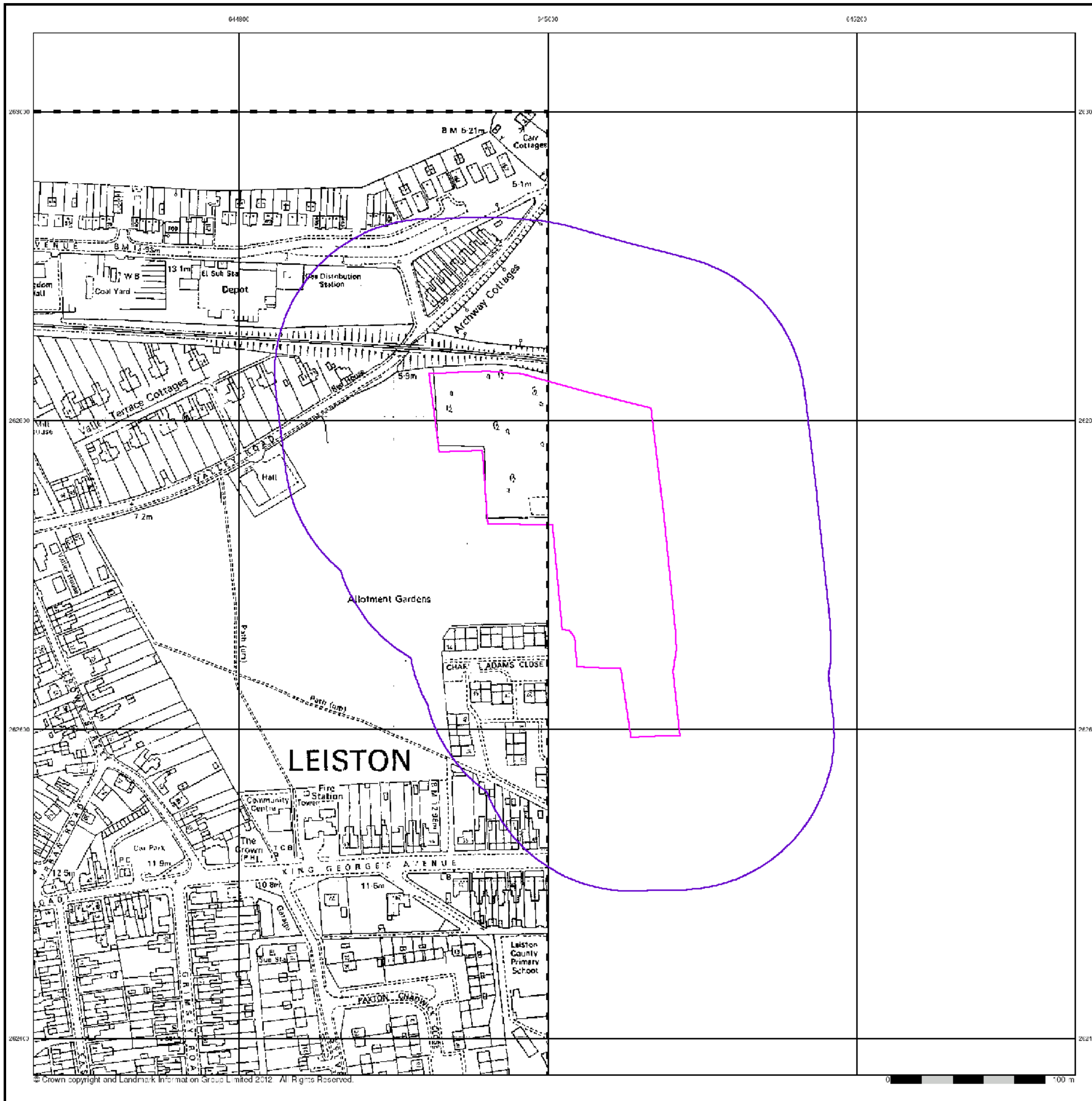
Order Number: 40146010_1_1
Customer Ref: 32623
National Grid Reference: 645020, 262720
Slice: A
Site Area (Ha): 1.97
Search Buffer (m): 100

Site Details

LA2 Leiston Caravan Park Site, Leiston, Suffolk



Tel: 0844 844 9952
Fax: 0844 844 9951
Web: www.envirocheck.co.uk



© Crown copyright and Landmark Information Group Limited 2012. All Rights Reserved.



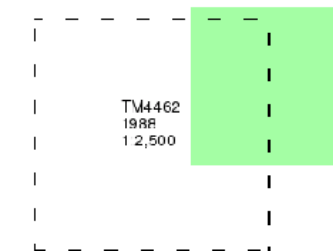
Additional SIMs

Published 1988

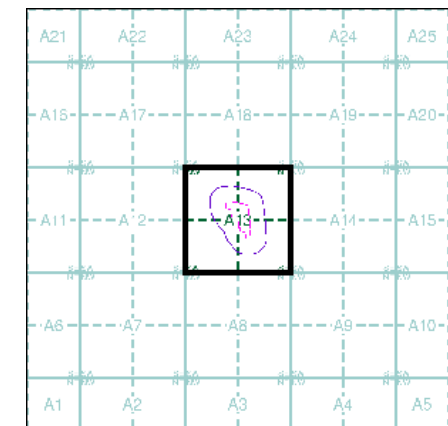
Source map scale - 1:2,500

The SIM cards (Ordnance Survey's 'Survey of Information on Microfilm') are further, minor editions of mapping which were produced and published in between the main editions as an area was updated. They date from 1947 to 1994, and contain detailed information on buildings, roads and land-use. These maps were produced at both 1:2,500 and 1:1,250 scales.

Map Name(s) and Date(s)



Historical Map - Segment A13



Order Details

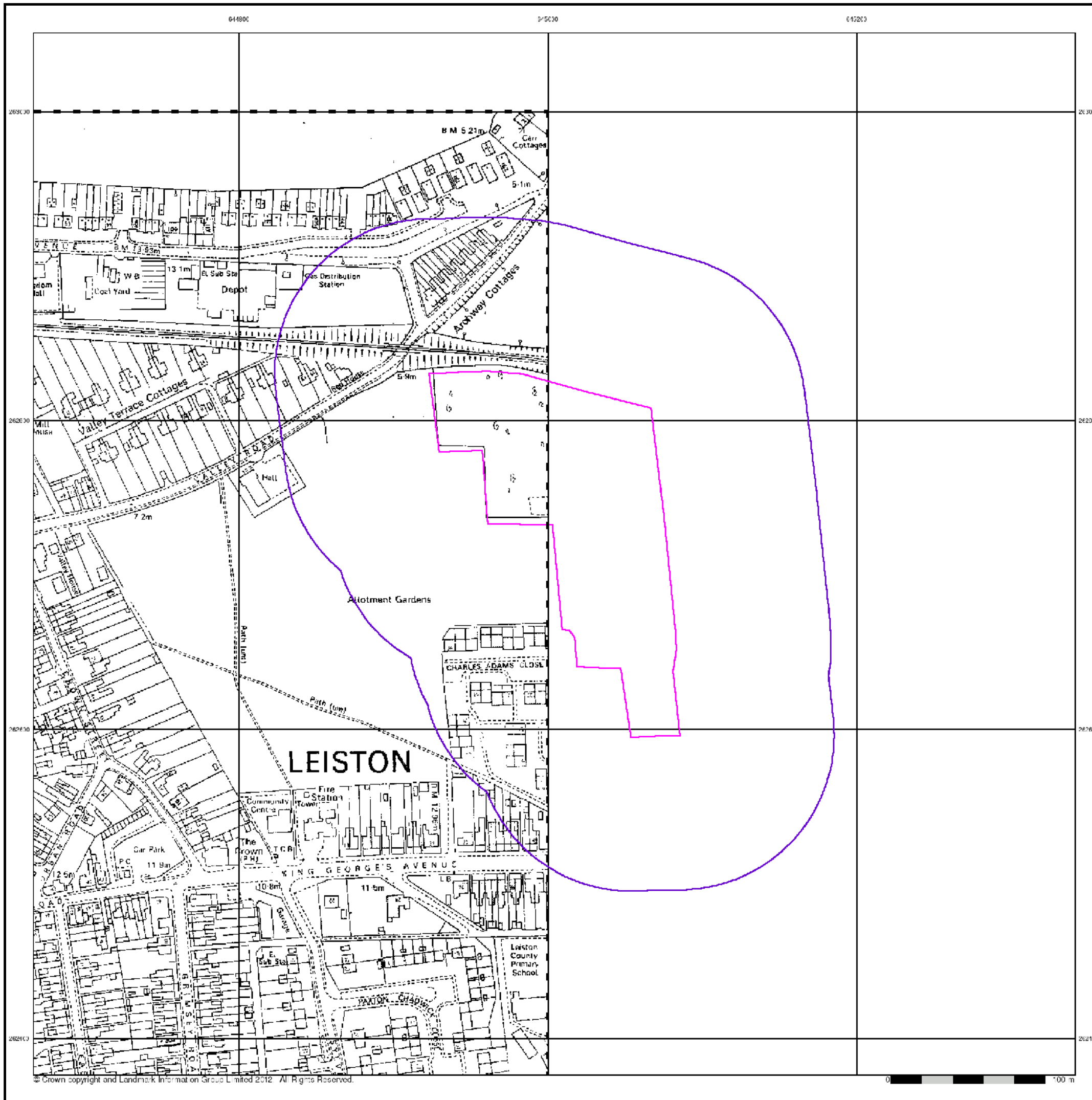
Order Number: 40146010_1_1
Customer Ref: 32623
National Grid Reference: 645020, 262720
Slice: A
Site Area (Ha): 1.97
Search Buffer (m): 100

Site Details

LA2 Leiston Caravan Park Site, Leiston, Suffolk



Tel: 0844 844 9952
Fax: 0844 844 9951
Web: www.envirocheck.co.uk



© Crown copyright and Landmark Information Group Limited 2012. All Rights Reserved.



Large-Scale National Grid Data

Published 1995

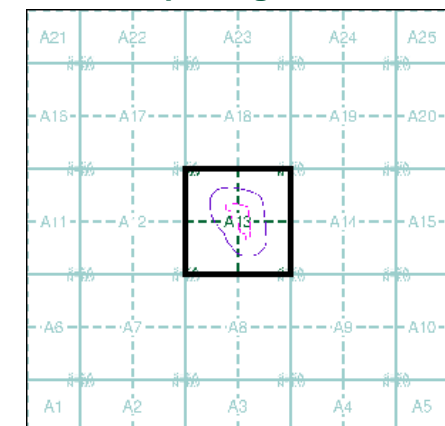
Source map scale - 1:2,500

'Large Scale National Grid Data' superseded SIM cards (Ordnance Survey's 'Survey of Information on Microfilm') in 1992, and continued to be produced until 1999. These maps were the fore-runners of digital mapping and so provide detailed information on houses and roads, but tend to show less topographic features such as vegetation. These maps were produced at both 1:2,500 and 1:1,250 scales.

Map Name(s) and Date(s)

TM4463 1995 1:2,500	TM4563 1995 1:2,500
---------------------------	---------------------------

Historical Map - Segment A13



Order Details

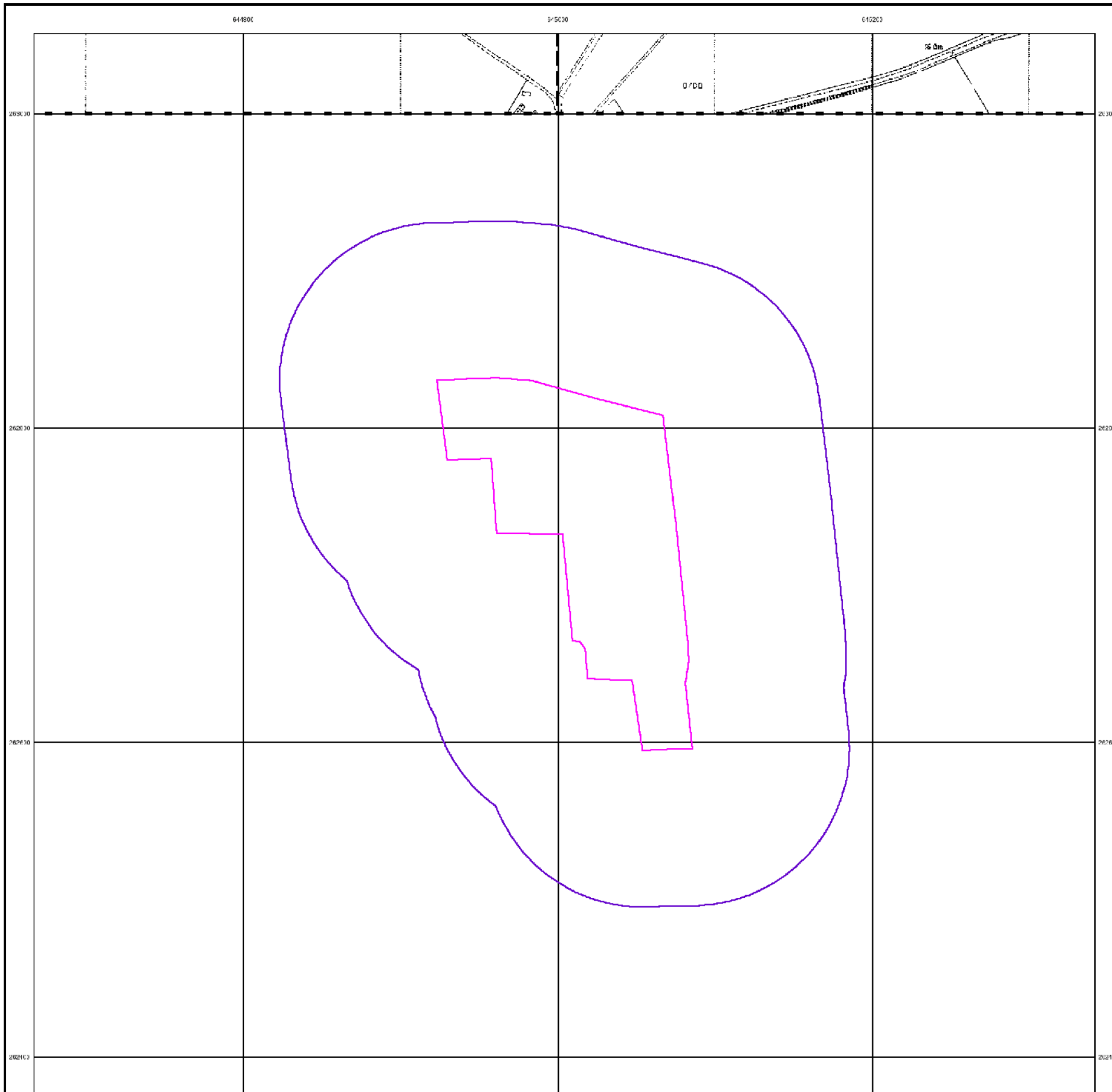
Order Number: 40146010_1_1
 Customer Ref: 32623
 National Grid Reference: 645020, 262720
 Slice: A
 Site Area (Ha): 1.97
 Search Buffer (m): 100

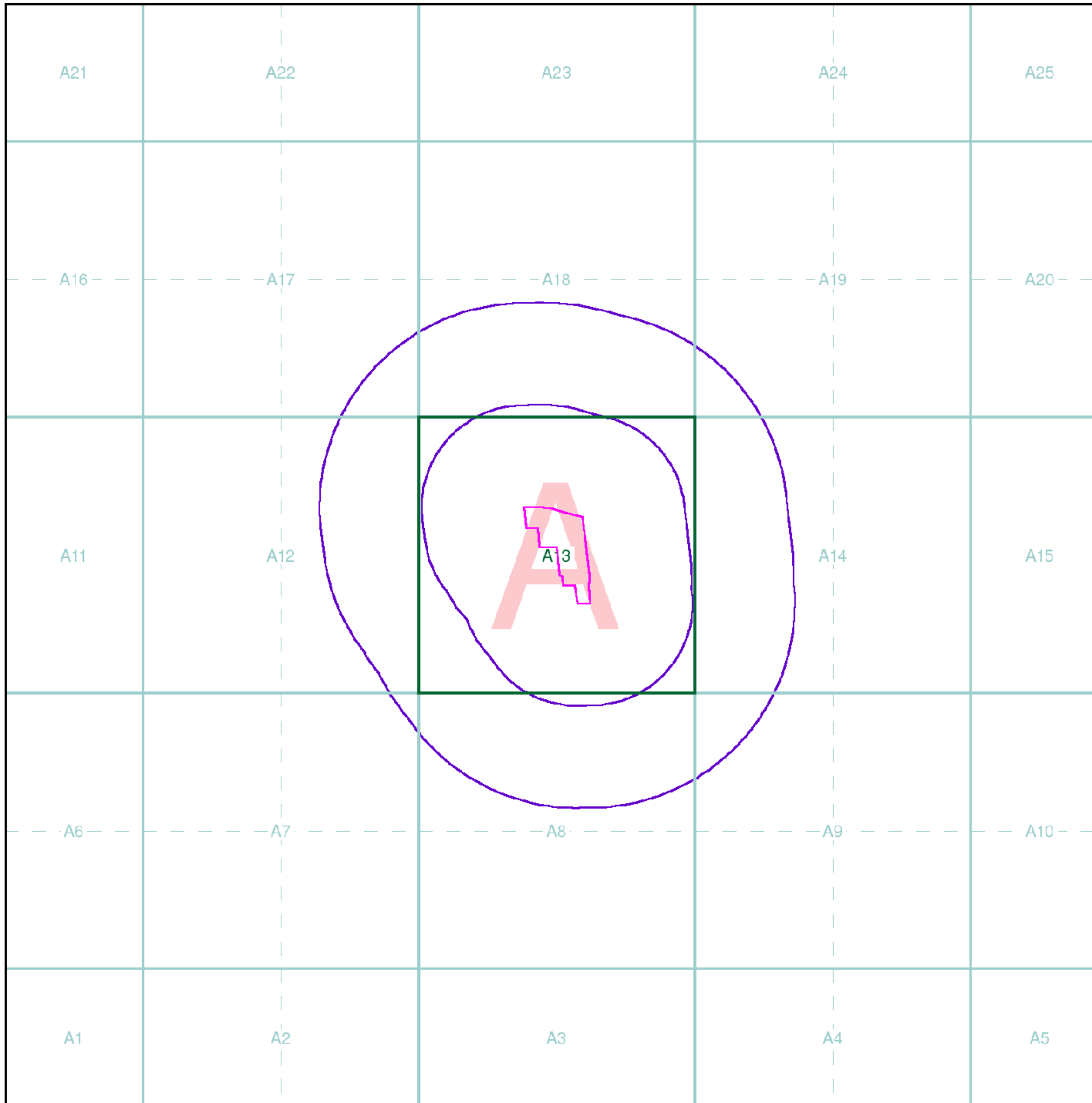
Site Details

LA2 Leiston Caravan Park Site, Leiston, Suffolk



Tel: 0844 844 9952
 Fax: 0844 844 9951
 Web: www.envirocheck.co.uk





Index Map

For ease of identification, your site and buffer have been split into Slices, Segments and Quadrants. These are illustrated on the Index Map opposite and explained further below.

Slice

Each slice represents a 1:10,000 plot area (2.7km x 2.7km) for your site and buffer. A large site and buffer may be made up of several slices (represented by a red outline), that are referenced by letters of the alphabet, starting from the bottom left corner of the slice "grid". This grid does not relate to National Grid lines but is designed to give best fit over the site and buffer.

Segment

A segment represents a 1:2,500 plot area. Segments that have plot files associated with them are shown in dark green, others in light blue. These are numbered from the bottom left hand corner within each slice.

Quadrant

A quadrant is a quarter of a segment. These are labelled as NW, NE, SW, SE and are referenced in the datasheet to allow features to be quickly located on plots. Therefore a feature that has a quadrant reference of A7NW will be in Slice A, Segment 7 and the NW Quadrant.

A selection of organisations who provide data within this report:



Envirocheck reports are compiled from 136 different sources of data.

Client Details

Miss D Shankar, AMEC Environment & Infrastructure UK Ltd, Unit 1, Long Barn, Village Road, Nercwys, Mold, Flintshire, CH7 4EW

Order Details

Order Number: 40146010_1_1
 Customer Ref: 32623
 National Grid Reference: 645020, 262740
 Site Area (Ha): 1.97
 Search Buffer (m): 500

Site Details

LA2 Leiston Caravan Park Site, Leiston, Suffolk

Full Terms and Conditions can be found on the following link:
<http://www.landmarkinfo.co.uk/Terms/Show/430>



Tel: 0844 844 9952
 Fax: 0844 844 9951
 Web: www.envirocheck.co.uk

Appendix D – Definitions of Probability and Risk

Table D.1 - Risk estimation - classification of probability

Classification	Definition of the probability of harm / pollution occurring
High Likelihood	The contaminant linkage exists and it is very likely to result in harm / pollution in the short term, and/or will almost inevitably result in harm / pollution in the long term, and/or there is current evidence of harm/pollution. Likelihood is defined as more likely than not and meets the definition of 'significant possibility' within Part 2A Contaminated Land Statutory Guidance.
Likely	The source, pathway and receptor exist for the contaminant linkage and it is probable that harm / pollution will occur. Circumstances are such that harm / pollution is not inevitable, but possible in the short term and likely over the long term. Likelihood is defined as reasonably possible and meets the definition of 'significant possibility' within Part 2A Contaminated Land Statutory Guidance.
Low Likelihood	The source, pathway and receptor exist and it is possible that harm / pollution could occur. Circumstances are such that harm/pollution is by no means certain in the long term and less likely in the short term.
Unlikely	The source, pathway and receptor exist for the contaminant linkage but it is improbable that harm / pollution will occur even in the long term.

Table D.2 - Risk estimation - classification of consequence

Classification	Definition of consequence
Human Health Receptors – Site end user or other sensitive receptor	
Severe	Acute damage to human health based on the effects on the critical human receptor. Concentrations of contaminants above appropriate site-specific assessment criteria. Harm meets definition of 'significant harm' within Part 2A Contaminated Land Statutory Guidance.
Medium	Chronic damage to human health based on the effects on the critical human receptor. Concentrations of contaminants above appropriate site-specific assessment criteria. Harm meets definition of 'significant harm' within Part 2A Contaminated Land Statutory Guidance.
Mild	No appreciable impact on human health based on the potential effects on the critical human receptor. Concentrations of contaminants above generic assessment criteria but below appropriate site-specific assessment criteria.
Minor	No appreciable impact on human health based on the effects on the critical human receptor. Concentrations of contaminants below appropriate generic assessment criteria.
Human Health Receptors – Site construction workers	
Severe	Exposure to hazardous substances resulting in a reportable death, major injury, 3-day injury or illness/disease under RIDDOR.
Medium	Exposure to hazardous substances resulting in a dangerous occurrence reportable under RIDDOR. Exposure to hazardous substances resulting in exceedance of a workplace exposure limit.
Mild	Exposure to hazardous substances resulting in limited effects such as headache, dizziness, nausea. Exposures below the workplace exposure limits. Not reportable under RIDDOR.

NOT PROTECTIVELY MARKED

Minor	Minor exposure to hazardous substance resulting in no appreciable ill health effects.
-------	---

Controlled Water Receptors

Severe	Pollution of a Principal Aquifer within a source protection zone or potable supply characterised by a breach of drinking water standards. Pollution of a surface water course characterised by a breach of an Environmental Quality Standard (EQS) at a statutory monitoring location or resulting in a change in General Quality Assessment (GQA) grade of river reach. Discharge of a List I or List II substance to groundwater. Pollution meets Part 2A Contaminated Land Statutory Guidance definition.
Medium	Pollution of a Principal Aquifer outside a source protection zone or a Secondary A Aquifer characterised by a breach of drinking water standards. Pollution of an industrial groundwater abstraction or irrigation supply that impairs its function. Substantial pollution but insufficient to result in a change in the GQA grade of river reach. Pollution meets Part 2A Contaminated Land Statutory Guidance definition.
Mild	Low levels of pollution of a Principal Aquifer outside a source protection zone or an industrial abstraction, or pollution of a Secondary Aquifer. Low levels of pollution insufficient to result in a change in the GQA grade of river reach, pollution of a surface water course without a quality classification.
Minor	No appreciable pollution, or pollution of a low sensitivity receptor such as a non-aquifer or a surface water course without a quality classification

Property Receptors – Buildings, Foundations and Services

Severe	Catastrophic damage to buildings, such as explosion. Catastrophic failure of foundations and services. Substantial damage to a Scheduled Monument significantly impairing the by reason of which the monument is scheduled. Harm meets definition of 'significant harm' within Part 2A Contaminated Land Statutory Guidance.
Medium	Substantial damage to buildings and foundations rendering the structures unsafe. Substantial damage to services impairing their function. Significant damage to a Scheduled Monument significantly impairing the reason of which the monument is scheduled. Harm meets definition of 'significant harm' within Part 2A Contaminated Land Statutory Guidance.
Mild	Significant damage to buildings and foundations but not resulting in them being unsafe for occupation. Damage to services but not sufficient to impair their function. Damage to a Scheduled Monument but no significant impairment to the reason of which the monument is scheduled.
Minor	Easily repairable damage to buildings, foundations and services.

Property Receptors – Crops and Livestock and Ecological Receptors

Severe	Substantial loss in the value of crops or domestically-grown produce. Death to livestock, domesticated animals or wild animals subject to shooting or fishing rights. Harm meets definition of 'significant harm' within Part 2A Contaminated Land Statutory Guidance.
Medium	Substantial diminution in yield (over 20% reduction) of crops or domestically-grown produce. Serious disease or other serious physical damage to livestock, domesticated animals or wild animals subject to shooting or fishing rights. Harm meets definition of 'significant harm' within Part 2A Contaminated Land Statutory Guidance.
Mild	Harm to crops but not resulting in a substantial loss in value or diminution in yield (less than 20% reduction). Limited harm in terms of disease or other physical

NOT PROTECTIVELY MARKED

NOT PROTECTIVELY MARKED

	damage to livestock, domesticated animals or wild animals subject to shooting or fishing rights.
Minor	No appreciable harm, or harm to a low sensitivity receptor.

NOT PROTECTIVELY MARKED

NOT PROTECTIVELY MARKED

Appendix E – Preliminary Conceptual Site Model

NOT PROTECTIVELY MARKED

NOT PROTECTIVELY MARKED

Table E.1- Preliminary Site Conceptual Model

Source	Receptor	Contaminant exposure / migration pathway	Baseline			Construction			Operation			Post Operation (temporary works areas only)					
			Probability	Consequence	Risk Category	Probability	Consequence	Risk Category	Probability	Consequence	Risk Category	Probability	Consequence	Risk Category			
<p>ON-SITE: MCA</p> <p>Former rifle range located in the centre of the MCA.</p> <p>Made Ground within the north east of the MCA.</p> <p>Drainage and wind pumps in the north and centre of the MCA.</p> <p>Sewage treatment works located on the western boundary of the MCA.</p> <p>Made Ground and spoil disposal on the MCA associated with the construction of Sizewell B and former contractors' compound.</p> <p>Activities relating to the former contractors' compound on the MCA for Sizewell B including possible storage areas, fabrication areas, lagoons, stone washing / concrete batching area.</p> <p>Car park located on western edge of the MCA.</p> <p>Activities within the MCA associated with the operation of Sizewell B power station including radioactive materials.</p> <p>Former infilled sand pits located across the MCA.</p> <p>Peat and alluvial deposits indicated to be present within the eastern edge of the MCA.</p> <p>Farming activities across the entire site area including potential for unmarked farmers tips.</p> <p>Made Ground associated with the construction of roads crossing the various areas of the site as well as activities associated with their operation.</p> <p>Moderate UXO risk across the site.</p> <p><i>Risk of inorganic and organic contamination including metals and hydrocarbons, biological contaminants, PCBs, asbestos, solvents, paints, fuels, oils, herbicides and pesticides. Ground gas generation. Risk of explosion.</i></p>	<p>Human health: On-site</p>	<p>Pedestrians and road users using existing roads, footpaths and fields within the site</p> <p>Dermal contact with and ingestion of contaminants in soil, soil-derived dust and water.</p> <p>Inhalation of contaminants in soil, soil-derived dust and vapours.</p> <p>Risk of encountering UXO and explosion.</p>	Low likelihood	Mild	Low risk	Receptor not present	--	--	Receptor not present	--	--	--	--	--	--		
		<p>Agricultural workers</p> <p>Dermal contact with and ingestion of contaminants in soil, soil-derived dust and water.</p> <p>Inhalation of contaminants in soil, soil-derived dust and vapours.</p> <p>Risk of encountering UXO and explosion.</p>	Low likelihood	Medium	Medium / Low risk	Receptor not present	--	--	Receptor not present	--	--	--	--	--	--	--	
		<p>Recreational site users of the SSSI, marshes and beach along the foreshore</p> <p>Dermal contact with and ingestion of contaminants in soil, soil-derived dust and water.</p> <p>Inhalation of contaminants in soil, soil-derived dust and vapours.</p> <p>Risk of encountering UXO and explosion.</p>	Low likelihood	Medium	Medium / Low risk	Receptor not present	--	--	Receptor not present	--	--	--	--	--	--	--	--
		<p>Current Sizewell B workers using areas of the MCA</p> <p>Dermal contact with and ingestion of contaminants in soil, soil-derived dust and water.</p> <p>Inhalation of contaminants in soil, soil-derived dust and vapours.</p> <p>Risk of encountering UXO and explosion.</p>	Low likelihood	Mild	Low risk	Low likelihood	Mild	Low risk	Receptor not present	--	--	--	--	--	--	--	--
		<p>Future site workers</p> <p>Dermal contact with and ingestion of contaminants in soil, soil-derived dust and water.</p> <p>Inhalation of contaminants in soil, soil-derived dust and vapours.</p> <p>Risk of encountering UXO and explosion.</p>	Receptor not present	--	--	Receptor not present	--	--	Low likelihood	Medium	Medium / Low risk	--	--	--	--	--	--
		<p>Workers in adjacent Sizewell B power station</p> <p>Dermal contact with and/or ingestion of contaminants in windblown soil-derived dusts and water that may have migrated off site.</p> <p>Inhalation of windblown soil derived dust, fibres and gas/vapours which may have migrated off site.</p>	Unlikely	Mild	Very low risk	Unlikely	Mild	Very low risk	Unlikely	Mild	Very low risk	--	--	--	--	--	--
	<p>Pedestrians accessing surrounding roads and footpaths</p> <p>Dermal contact with and/or ingestion of contaminants in windblown soil-derived dusts and water that may have migrated off site.</p> <p>Inhalation of windblown soil derived dust, fibres and</p>	Unlikely	Mild	Very low risk	Unlikely	Mild	Very low risk	Unlikely	Mild	Very low risk	--	--	--	--	--	--	

NOT PROTECTIVELY MARKED

NOT PROTECTIVELY MARKED

Source	Receptor	Contaminant exposure / migration pathway	Baseline			Construction			Operation			Post Operation (temporary works areas only)		
			Probability	Consequence	Risk Category	Probability	Consequence	Risk Category	Probability	Consequence	Risk Category	Probability	Consequence	Risk Category
		gas/vapours which may have migrated off site.												
	Agricultural workers	Dermal contact with and/or ingestion of contaminants in windblown soil-derived dusts and water that may have migrated off site. Inhalation of windblown soil derived dust, fibres and gas/vapours which may have migrated off site.	Unlikely	Mild	Very low risk	Unlikely	Mild	Very low risk	Unlikely	Mild	Very low risk	--	--	--
	Recreational site users of the surrounding SSSI and marshes	Dermal contact with and/or ingestion of contaminants in windblown soil-derived dusts and water that may have migrated off site. Inhalation of windblown soil derived dust, fibres and gas/vapours which may have migrated off site.	Unlikely	Mild	Very low risk	Unlikely	Mild	Very low risk	Unlikely	Mild	Very low risk	--	--	--
Controlled Waters	Principal Bedrock and Superficial Secondary A aquifers	Leaching / migration of contaminants in soil to groundwater in underlying aquifers.	Low likelihood	Medium	Moderate / Low risk	Low	Medium	Moderate / Low risk	Unlikely	Medium	Low Risk	--	--	--
		Migration of contaminated water through preferential pathways such as underground services, pipes and granular material to groundwater in underlying aquifers.	Unlikely	Medium	Low risk	Low likelihood	Medium	Moderate / Low risk	Low likelihood	Medium	Moderate / Low risk	--	--	--
	Ponds and drains on site and within 500 m of the site	Migration of contaminated water into underlying aquifers followed by lateral migration into nearby watercourses.	Low likelihood	Medium	Moderate / Low risk	Low	Medium	Moderate / Low risk	Unlikely	Medium	Low Risk	--	--	--
		Discharge of contaminants entrained in surface water run-off followed by overland flow and discharge.	Unlikely	Medium	Low risk	Low	Medium	Moderate / Low risk	Unlikely	Medium	Low Risk	--	--	--
	North Sea	Migration of contaminated water into underlying aquifers followed by lateral migration into nearby watercourses.	Low likelihood	Medium	Moderate / Low risk	Low	Medium	Moderate / Low risk	Unlikely	Medium	Low Risk	--	--	--
		Discharge of contaminants entrained in surface water run-off followed by overland flow and discharge.	Unlikely	Medium	Low risk	Low	Medium	Moderate / Low risk	Unlikely	Medium	Low Risk	--	--	--
Property / services	Existing on-site and off-site services and structures	Direct contact of contaminants in soil and/or groundwater with existing buried service.	Unlikely	Medium	Low risk	Unlikely	Medium	Low Risk	Unlikely	Medium	Low Risk	--	--	--
		Migration of ground gas along strata and preferential pathways such as service routes or differentially permeable strata leading to accumulation and explosion.	Unlikely	Medium	Low risk	Unlikely	Medium	Low Risk	Unlikely	Medium	Low Risk	--	--	--

NOT PROTECTIVELY MARKED

NOT PROTECTIVELY MARKED

Source	Receptor	Contaminant exposure / migration pathway	Baseline			Construction			Operation			Post Operation (temporary works areas only)			
			Probability	Consequence	Risk Category	Probability	Consequence	Risk Category	Probability	Consequence	Risk Category	Probability	Consequence	Risk Category	
		Proposed on-site services and structures associated with the site	Receptor not present	--	--	Receptor not present	--	--	Low	Medium	Moderate / Low risk	--	--	--	
		Migration of ground gas along strata and preferential pathways such as service routes or differentially permeable strata leading to accumulation and explosion.	Receptor not present	--	--	Receptor not present	--	--	Low	Medium	Moderate / Low risk	--	--	--	
	Crops and livestock (on-site and off-site)	Direct contact between soil and water contamination and crops and livestock.	Low likelihood	Medium	Moderate / Low risk	Low	Medium	Moderate / Low risk	Low	Medium	Moderate / Low risk	--	--	--	
		Contaminated surface run-off impacting upon the crops and livestock.	Low likelihood	Medium	Moderate / Low risk	Low	Medium	Moderate / Low risk	Low	Medium	Moderate / Low risk	--	--	--	
	Ecological	Sizewell Marshes SSSI	Direct contact between soil and water contamination and ecological receptors.	Low likelihood	Medium	Moderate / Low risk	Low	Medium	Moderate / Low risk	Low	Medium	Moderate / Low risk	--	--	--
			Contaminated surface run-off impacting upon the ecological receptors.	Low likelihood	Medium	Moderate / Low risk	Low	Medium	Moderate / Low risk	Low	Medium	Moderate / Low risk	--	--	--
		Minsmere-Walberswick Heaths and Marshes SSSI, RAMSAR, SAC and SPA and Suffolk Coast and Heaths AONB	Contaminated surface run-off impacting upon the ecological receptors.	Unlikely	Medium	Low risk	Unlikely	Medium	Low Risk	Unlikely	Medium	Low Risk	--	--	--
	ON-SITE: TCA Former infilled sand pits located across the TCA. Grass covered mounds (suspected Made Ground) located in the north east of the TCA. Peat and alluvial deposits indicated to be present within the eastern edge of the TCA. Farming activities across the entire site area including potential for unmarked farmers tips. Made Ground associated with the construction of roads crossing the various areas of the site as well as activities associated with their operation. Moderate UXO risk across the site. <i>Risk of inorganic and organic contamination including metals and hydrocarbons, asbestos, fuels, oils, herbicides and pesticides. Risk of explosion.</i>	Human health: On-site	Pedestrians and road users using existing roads, footpaths and fields within the site	Low likelihood	Mild	Low risk	Receptor not present	--	--	Receptor not present	--	--	Low likelihood	Mild	Low risk
			Agricultural workers	Unlikely	Medium	Low risk	Receptor not present	--	--	Receptor not present	--	--	Unlikely	Medium	Low risk
Residents within the TCA			Unlikely	Medium	Low risk	Unlikely	Mild	Very low risk	Unlikely	Mild	Very low risk	Unlikely	Medium	Low risk	
Human health: Off-site		Occupants of nearby residential, recreational and commercial properties	Unlikely	Mild	Very low risk	Unlikely	Mild	Very low risk	Unlikely	Mild	Very low risk	Unlikely	Mild	Very low risk	

NOT PROTECTIVELY MARKED

NOT PROTECTIVELY MARKED

Source	Receptor	Contaminant exposure / migration pathway	Baseline			Construction			Operation			Post Operation (temporary works areas only)		
			Probability	Consequence	Risk Category	Probability	Consequence	Risk Category	Probability	Consequence	Risk Category	Probability	Consequence	Risk Category
	Pedestrians accessing surrounding roads and footpaths	Dermal contact with and/or ingestion of contaminants in windblown soil-derived dusts and water that may have migrated off site. Inhalation of windblown soil derived dust, fibres and gas/vapours which may have migrated off site.	Unlikely	Mild	Very low risk	Unlikely	Mild	Very low risk	Unlikely	Mild	Very low risk	Unlikely	Mild	Very low risk
	Agricultural workers	Dermal contact with and/or ingestion of contaminants in windblown soil-derived dusts and water that may have migrated off site. Inhalation of windblown soil derived dust, fibres and gas/vapours which may have migrated off site.	Unlikely	Mild	Very low risk	Unlikely	Mild	Very low risk	Unlikely	Mild	Very low risk	Unlikely	Mild	Very low risk
	Recreational site users of the SSSI and marshes	Dermal contact with and/or ingestion of contaminants in windblown soil-derived dusts and water that may have migrated off site. Inhalation of windblown soil derived dust, fibres and gas/vapours which may have migrated off site.	Unlikely	Mild	Very low risk	Unlikely	Mild	Very low risk	Unlikely	Mild	Very low risk	Unlikely	Mild	Very low risk
Controlled Waters	Principal Bedrock and Superficial Secondary A aquifers	Leaching / migration of contaminants in soil to groundwater in underlying aquifers.	Low likelihood	Medium	Moderate / Low risk	Low	Medium	Moderate / Low risk	Low	Medium	Moderate / Low risk	Low	Medium	Moderate / Low risk
		Migration of contaminated water through preferential pathways such as underground services, pipes and granular material to groundwater in underlying aquifers.	Unlikely	Medium	Low risk	Low	Medium	Moderate / Low risk	Low	Medium	Moderate / Low risk	Unlikely	Medium	Low Risk
	Ponds and drains on site and within 500 m of the site	Migration of contaminated water into underlying aquifers followed by lateral migration into nearby watercourses.	Low likelihood	Medium	Moderate / Low risk	Low	Medium	Moderate / Low risk	Low	Medium	Moderate / Low risk	Low	Medium	Moderate / Low risk
		Discharge of contaminants entrained in surface water run-off followed by overland flow and discharge.	Unlikely	Medium	Low risk	Low	Medium	Moderate / Low risk	Low	Medium	Moderate / Low risk	Unlikely	Medium	Low Risk
Property / services	Existing on-site and off-site services and structures	Direct contact of contaminants in soil and/or groundwater with existing buried service.	Unlikely	Medium	Low risk	Unlikely	Medium	Low Risk	Unlikely	Medium	Low Risk	Unlikely	Medium	Low Risk
		Migration of ground gas along strata and preferential pathways such as service routes or differentially permeable strata leading to accumulation and explosion.	Unlikely	Medium	Low risk	Unlikely	Medium	Low Risk	Unlikely	Medium	Low Risk	Unlikely	Medium	Low Risk
	Proposed on-site services and structures associated with the site	Direct contact of contaminants in soil and/or groundwater with existing buried service.	Receptor not present	--	--	Receptor not present	--	--	Low	Medium	Moderate / Low risk	Receptor not present	--	--

NOT PROTECTIVELY MARKED

NOT PROTECTIVELY MARKED

Source	Receptor	Contaminant exposure / migration pathway	Baseline			Construction			Operation			Post Operation (temporary works areas only)			
			Probability	Consequence	Risk Category	Probability	Consequence	Risk Category	Probability	Consequence	Risk Category	Probability	Consequence	Risk Category	
		Migration of ground gas along strata and preferential pathways such as service routes or differentially permeable strata leading to accumulation and explosion.	Receptor not present	--	--	Receptor not present	--	--	Low	Medium	Moderate / Low risk	Receptor not present	--	--	
	Crops and livestock (on-site and off-site)	Direct contact between soil and water contamination and crops and livestock.	Unlikely	Medium	Low risk	Unlikely	Medium	Low risk	Unlikely	Medium	Low risk	Unlikely	Medium	Low risk	
		Contaminated surface run-off impacting upon the crops and livestock.	Unlikely	Medium	Low risk	Unlikely	Medium	Low risk	Unlikely	Medium	Low risk	Unlikely	Medium	Low risk	
	Ecological	Sizewell Marshes SSSI	Direct contact between soil and water contamination and ecological receptors.	Unlikely	Medium	Low risk	Unlikely	Medium	Low risk	Unlikely	Medium	Low risk	Unlikely	Medium	Low risk
			Contaminated surface run-off impacting upon the ecological receptors.	Unlikely	Medium	Low risk	Unlikely	Medium	Low risk	Unlikely	Medium	Low risk	Unlikely	Medium	Low risk
		Minsmere-Walberswick Heaths and Marshes SSSI, RAMSAR, SAC and SPA and Suffolk Coast and Heaths AONB	Unlikely	Medium	Low risk	Unlikely	Medium	Low Risk	Unlikely	Medium	Low Risk	Unlikely	Medium	Low risk	
ON-SITE: LEEIE Fly tipping in the north west of the LEEIE. Railway line running through the southern extent of the LEEIE and associated buildings. Farming activities across the entire site area including potential for unmarked farmers tips. Made Ground present within the southern section of the LEEIE associated with the railway line and in the northern section associated with an infilled reservoir. Electricity substation in the eastern extent of the proposed access road in the east of the LEEIE. Made Ground associated with the construction of roads crossing the various areas of the site as well as activities associated with their operation. Moderate UXO risk across the site. <i>Risk of inorganic and organic contamination including metals and hydrocarbons, asbestos, fuels, oils, PCBs, PAHs,</i>	Human health: On-site	Pedestrians and road users using existing roads, railway, footpaths and fields within the site	Low likelihood	Mild	Low risk	Receptor not present	--	--	Receptor not present	--	--	Low likelihood	Mild	Low risk	
		Agricultural workers	Unlikely	Mild	Very low risk	Receptor not present	--	--	Receptor not present	--	--	Unlikely	Mild	Very low risk	
	Human health: Off-site	Occupants of nearby residential, recreational and commercial properties	Unlikely	Mild	Very low risk	Unlikely	Mild	Very low risk	Unlikely	Mild	Very low risk	Unlikely	Mild	Very low risk	
		Pedestrians accessing surrounding roads and footpaths	Unlikely	Mild	Very low risk	Unlikely	Mild	Very low risk	Unlikely	Mild	Very low risk	Unlikely	Mild	Very low risk	
		Agricultural workers	Unlikely	Mild	Very low risk	Unlikely	Mild	Very low risk	Unlikely	Mild	Very low risk	Unlikely	Mild	Very low risk	

NOT PROTECTIVELY MARKED

NOT PROTECTIVELY MARKED

Source	Receptor	Contaminant exposure / migration pathway	Baseline			Construction			Operation			Post Operation (temporary works areas only)			
			Probability	Consequence	Risk Category	Probability	Consequence	Risk Category	Probability	Consequence	Risk Category	Probability	Consequence	Risk Category	
<i>herbicides and pesticides. Risk of explosion.</i>		dusts and water that may have migrated off site. Inhalation of windblown soil derived dust, fibres and gas/vapours which may have migrated off site.													
	Controlled Waters	Principal Bedrock and Superficial Secondary A aquifers	Leaching / migration of contaminants in soil to groundwater in underlying aquifers.	Low likelihood	Mild	Low risk	Low likelihood	Mild	Low risk	Low likelihood	Mild	Low risk	Low likelihood	Mild	Low risk
			Migration of contaminated water through preferential pathways such as underground services, pipes and granular material to groundwater in underlying aquifers.	Unlikely	Medium	Low risk	Unlikely	Medium	Low Risk	Unlikely	Medium	Low Risk	Unlikely	Medium	Low Risk
		Ponds and drains on site and within 500 m of the site	Migration of contaminated water into underlying aquifers followed by lateral migration into nearby watercourses.	Unlikely	Mild	Very low risk	Unlikely	Mild	Very low risk	Unlikely	Mild	Very low risk	Unlikely	Mild	Very low risk
			Discharge of contaminants entrained in surface water run-off followed by overland flow and discharge.	Unlikely	Mild	Very low risk	Unlikely	Mild	Very low risk	Unlikely	Mild	Very low risk	Unlikely	Mild	Very low risk
	Property / services	Existing on-site and off-site services and structures	Direct contact of contaminants in soil and/or groundwater with existing buried service.	Unlikely	Medium	Low risk	Unlikely	Medium	Low Risk	Unlikely	Medium	Low Risk	Unlikely	Medium	Low Risk
			Migration of ground gas along strata and preferential pathways such as service routes or differentially permeable strata leading to accumulation and explosion.	Unlikely	Medium	Low risk	Unlikely	Medium	Low Risk	Unlikely	Medium	Low Risk	Unlikely	Medium	Low Risk
		Proposed on-site services and structures associated with the site	Direct contact of contaminants in soil and/or groundwater with existing buried service.	Receptor not present	--	--	Receptor not present	--	--	Unlikely	Medium	Low risk	Receptor not present	--	--
			Migration of ground gas along strata and preferential pathways such as service routes or differentially permeable strata leading to accumulation and explosion.	Receptor not present	--	--	Receptor not present	--	--	Unlikely	Medium	Low risk	Receptor not present	--	--
		Crops and livestock (on-site and off-site)	Direct contact between soil and water contamination and crops and livestock.	Unlikely	Medium	Low risk	Unlikely	Medium	Low risk	Unlikely	Medium	Low risk	Unlikely	Medium	Low risk
Contaminated surface run-off impacting upon the crops and livestock.			Unlikely	Medium	Low risk	Unlikely	Medium	Low risk	Unlikely	Medium	Low risk	Unlikely	Medium	Low risk	
Ecological	Sizewell Marshes SSSI	Direct contact between soil and water contamination and ecological receptors.	Unlikely	Medium	Low risk	Unlikely	Medium	Low risk	Unlikely	Medium	Low risk	Unlikely	Medium	Low risk	

NOT PROTECTIVELY MARKED

NOT PROTECTIVELY MARKED

Source	Receptor	Contaminant exposure / migration pathway	Baseline			Construction			Operation			Post Operation (temporary works areas only)				
			Probability	Consequence	Risk Category	Probability	Consequence	Risk Category	Probability	Consequence	Risk Category	Probability	Consequence	Risk Category		
		Contaminated surface run-off impacting upon the ecological receptors.	Unlikely	Medium	Low risk	Unlikely	Medium	Low risk	Unlikely	Medium	Low risk	Unlikely	Medium	Low risk		
OFF-SITE: Activities associated with the operation of Sizewell A and B power stations including asbestos lined tanks and their infill, the deposition of radioactive materials on the MCA and migration of contaminated groundwater onto the MCA. Former sand pits located 250 m north west and south east of the MCA and 250 m to the south of the TCA which have been infilled. Former brick works, brick field and clay pit located 300 m to the west of the LEEIE which have been infilled. Smithy located approximately 450m south- east of the LEEIE. Tank and sewage works located 500 m to the south west of the LEEIE. Historical landfills within 500 m of the site including refuse tip, Ogilvie at Home Farm, Leiston Landfill, Carrs Pit, Abbey Pit and Aldhurst Farm. Gas works, coal yard and tanks located 40 m to the west of the LEEIE. Electrical substation located 100 m south west of the LEEIE. Farming activities in surrounding areas including potential for unmarked farmers tips. Allotments adjacent to the south of the LEEIE. Made Ground associated with the construction of roads surrounding the site as well as activities associated with their operation. Works and factories within Eastlands Industrial Estate. <i>Risk of inorganic and organic contamination including metals and hydrocarbons, asbestos, solvents, fuels, oils, PCBs, radioactive materials, coal tar, acids and alkalis, herbicides and</i>	Human health: On-site	Pedestrians and road users using existing roads, footpaths, railway and fields within the site	Dermal contact with and ingestion of contaminants in soil, soil-derived dust and water. Inhalation of contaminants in soil, soil-derived dust and vapours.	Low likelihood	Mild	Low risk	Receptor not present	--	--	Receptor not present	--	--	Low likelihood	Mild	Low risk	
		Agricultural workers	Dermal contact with and ingestion of contaminants in soil, soil-derived dust and water. Inhalation of contaminants in soil, soil-derived dust and vapours.	Unlikely	Mild	Very low risk	Receptor not present	--	--	Receptor not present	--	--	Unlikely	Mild	Very low risk	
		Recreational site users of the SSSI, marshes and beach along the foreshore	Dermal contact with and ingestion of contaminants in soil, soil-derived dust and water. Inhalation of contaminants in soil, soil-derived dust and vapours.	Low likelihood	Mild	Low risk	Receptor not present	--	--	Receptor not present	--	--	Low likelihood	Mild	Low risk	
		Current Sizewell B site workers using the MCA	Dermal contact with and ingestion of contaminants in soil, soil-derived dust and water. Inhalation of contaminants in soil, soil-derived dust and vapours.	Low likelihood	Mild	Low risk	Receptor not present	--	--	Receptor not present	--	--	Low likelihood	Mild	Low risk	
		Future site workers	Dermal contact with and ingestion of contaminants in soil, soil-derived dust and water. Inhalation of contaminants in soil, soil-derived dust and vapours.	Receptor not present	--	--	Receptor not present	--	--	Unlikely	Mild	Very low risk	--	--	--	
		Residents within the TCA	Dermal contact with and ingestion of contaminants in soil, soil-derived dust and water. Inhalation of contaminants in soil, soil-derived dust and vapours.	Unlikely	Mild	Very low risk	Unlikely	Mild	Very low risk	Unlikely	Mild	Very low risk	Unlikely	Mild	Very low risk	
		Controlled Waters	Principal Bedrock and Superficial Secondary A aquifers	Leaching / migration of contaminants in soil to groundwater in underlying aquifers.	Low likelihood	Medium	Moderate / Low risk	Low	Medium	Moderate / Low risk	Low	Medium	Moderate / Low risk	Low	Medium	Moderate / Low risk
				Migration of contaminated water through preferential pathways such as underground services, pipes and granular material to groundwater in underlying aquifers.	Unlikely	Medium	Low risk	Unlikely	Medium	Low Risk	Unlikely	Medium	Low Risk	Unlikely	Medium	Low Risk
Ponds and drains on site and within 500 m of the site	Migration of contaminated water into underlying aquifers followed by lateral migration into nearby watercourses.		Low likelihood	Medium	Moderate / Low risk	Low	Medium	Moderate / Low risk	Low	Medium	Moderate / Low risk	Low	Medium	Moderate / Low risk		

NOT PROTECTIVELY MARKED

NOT PROTECTIVELY MARKED

Source	Receptor	Contaminant exposure / migration pathway	Baseline			Construction			Operation			Post Operation (temporary works areas only)			
			Probability	Consequence	Risk Category	Probability	Consequence	Risk Category	Probability	Consequence	Risk Category	Probability	Consequence	Risk Category	
pesticides. Ground gas generation.		Discharge of contaminants entrained in surface water run-off followed by overland flow and discharge.	Unlikely	Medium	Low risk	Low	Medium	Moderate / Low risk	Low	Medium	Moderate / Low risk	Low	Medium	Moderate / Low risk	
	Property / services	Existing on-site services and structures	Direct contact of contaminants in soil and/or groundwater with existing buried service.	Unlikely	Medium	Low risk	Unlikely	Medium	Low Risk	Unlikely	Medium	Low Risk	Unlikely	Medium	Low Risk
			Migration of ground gas along strata and preferential pathways such as service routes or differentially permeable strata leading to accumulation and explosion.	Unlikely	Medium	Low risk	Unlikely	Medium	Low Risk	Unlikely	Medium	Low Risk	Unlikely	Medium	Low Risk
		Proposed on-site services and structures associated with the site	Direct contact of contaminants in soil and/or groundwater with existing buried service.	Receptor not present	--	--	Receptor not present	--	--	Low	Medium	Moderate / Low risk	Receptor not present	--	--
			Migration of ground gas along strata and preferential pathways such as service routes or differentially permeable strata leading to accumulation and explosion.	Receptor not present	--	--	Receptor not present	--	--	Low	Medium	Moderate / Low risk	Receptor not present	--	--
		Crops and livestock (on-site)	Direct contact between soil and water contamination and crops and livestock.	Low likelihood	Medium	Moderate / Low risk	Low	Medium	Moderate / Low risk	Low	Medium	Moderate / Low risk	Receptor not present	--	--
			Contaminated surface run-off impacting upon the crops and livestock.	Low likelihood	Medium	Moderate / Low risk	Low	Medium	Moderate / Low risk	Low	Medium	Moderate / Low risk	Receptor not present	--	--
	Ecological	Sizewell Marshes SSSI	Direct contact between soil and water contamination and ecological receptors.	Low likelihood	Medium	Moderate / Low risk	Low	Medium	Moderate / Low risk	Low	Medium	Moderate / Low risk	Receptor not present	--	--
			Contaminated surface run-off impacting upon the ecological receptors.	Low likelihood	Medium	Moderate / Low risk	Low	Medium	Moderate / Low risk	Low	Medium	Moderate / Low risk	Receptor not present	--	--




NOT PROTECTIVELY MARKED

NOT PROTECTIVELY MARKED

Appendix F – Ground Investigation Factual Reports

- Groundwater Level Monitoring Report 2011
- Terrestrial Surface Water Quality Monitoring Report 2013 (confidential, redacted)
- On-shore Investigations Phase 1 for Sizewell Site 2011
- Structural Soils 2009
- Structural Soils 2014 (confidential, redacted)
- Structural Soils 2015

NOT PROTECTIVELY MARKED

A	21/10/11	B Beaton	S Slaven	PREL	Issue 01 to EDF for comment	C Evans
Revision	Date	Prepared by	Checked by	Status	Reasons for revision	Approved by
EDF CIDEN				n/a	n/a	
15930/TR/00072					SUPPLIER WBS CODE n/a	
SUPPLIER COMPANY TRADE NAME AMEC						
CONTRACT KR1008 CIDEN 003			ITEM NUMBER --	ELEMENTARY SYSTEM --	BUILDING --	
SCALE N/A	LINE/SERIE/SITE NUCL/REP/EPR/UKEPR/				Safety Classified Yes <input type="checkbox"/> No <input checked="" type="checkbox"/>	
FORMAT A4	DOCUMENT TITLE : Sizewell EPR - Groundwater Level Monitoring For Period 5 April 2011 to 30 June 2011 (First Interim Factual Report)					
DOCUMENT TYPE : TECHNICAL REPORT				DOCUMENT CLASSIFICATION CODE 01 P00		PAGE 1/1038
SUBCONTRACTOR COMPANY TRADE NAME n/a				SUBCONTRACTOR INTERNAL IDENTIFICATION NR n/a		
 <p>Cette mire doit être lisible dans son intégralité Pour A0 et A1 ABERPFTHLIJDOCGQUVWMNSZXKY zsaeoocmuvnwxi rfk hbdpqgyjlt7142385690</p>  						
ACCESSIBILITY <input type="checkbox"/> Confidential <ul style="list-style-type: none"> Name list of addressees is established by the initiator. Each recipient receives one numbered exemplar and is not allowed to extend the distribution without initiator authorization <input type="checkbox"/> Restricted <ul style="list-style-type: none"> Name list of addresses is established by the initiator. Each recipient may extend the distribution under his/her own responsibility <input checked="" type="checkbox"/> EDF access <ul style="list-style-type: none"> Must not be distributed outside of EDF except by a Section Manager <input type="checkbox"/> Free access <ul style="list-style-type: none"> Unrestricted distribution 						
						COPYRIGHT EDF 2011

This page left blank intentionally



UK EPR Sizewell C

**Groundwater Level Monitoring For Period 5 April 2011 to
30 June 2011 (First Interim Factual Report)**

Document Control System

Fusion 4

Document Issue Record (engineering documents)						
Document Title		Sizewell EPR - Groundwater Level Monitoring For Period 5 th April 2011 to 30 June 2011 (First Interim Factual Report)				
Project Reference		15930TR00072				
Purpose of Issue		PREL A for EDF Comment				
Security Classification		EDF Access				
Issue	Description of Amendment		Author(s)/ Originator	Checker	Approver	Date
01 - PREL	Draft report Issue 01 to EDF for comment.		B Beaton	S Slaven	C Evans	21/10/11
Numbers of pages	Introductory	3	Text	15	Appendices	11
Number of Tables	5		Number of Figures		0	
<p>© AMEC Nuclear UK Limited 2011</p> <p>This report was prepared exclusively for EDF by AMEC Nuclear UK Limited (AMEC). The quality of information, conclusions and estimates contained herein is consistent with the level of effort involved in AMEC's services and based on:</p> <p>i) information available at the time of preparation, ii) data supplied by outside sources and iii) the assumptions, conditions and qualifications set forth in this report.</p> <p>This report is intended to be used by EDF only, subject to the terms and conditions of its contract with AMEC. Any other use of, or reliance on, this report by any third party is at that party's sole risk.</p> <p>Previous issues will be destroyed or marked 'SUPERSEDED'.</p>						

Contents

1	Introduction	1
1.1	Background	1
1.2	On-shore Investigation	1
2	Scope of Works	2
2.1	Groundwater Level Monitoring Programme	2
2.2	Groundwater Level Methodology	2
2.3	Level Monitoring Works	4
3	Constraints	10
4	Recommendations	12
5	References	13

Appendix A Technical Specification of CTD Diver and Baro Diver
Error! Bookmark not defined.

Appendix B Technical Specification of TLC Meter
Error! Bookmark not defined.

Appendix C Technical Specification of Davis Vantage Pro Weather Station
Error! Bookmark not defined.

Appendix D Tidal Data
Error! Bookmark not defined.

Appendix E Temperature and Conductivity Profile Sheets
Error! Bookmark not defined.

Appendix F Water Level Summary Tables
Error! Bookmark not defined.

Appendix G Groundwater Sampling Field Record Sheets
Error! Bookmark not defined.

Appendix H Chemical Analysis Results
Error! Bookmark not defined.

Appendix I Data Logger and Baro Diver Record Sheets
Error! Bookmark not defined.

Appendix J Data Logger Raw Data - Water Levels
Error! Bookmark not defined.

Appendix K Weather Station Data
Error! Bookmark not defined.

Tables

Table 1: Key Technical Specifications of the CTD Diver (DI261)

Sizewell EPR - Groundwater Level Monitoring For Period 5 April 2011 to 30 June 2011
(First Interim Factual Report)

Table 2: Key Technical Specifications of the Solinst TLC Meter

Table 3: Summary of Chemical Analysis Results for Groundwaters Collected (Saline Parameters) – Initial Monitoring Round (18 – 21 April 2011).

Table 4: Summary of Chemical Analysis Results for Groundwaters Collected (Saline Parameters) – Campaign 1 (16 – 20 May 2011).

Table 5: Summary of Chemical Analysis Results for Groundwaters Collected (Saline Parameters) – Campaign 2(20 – 30 June 2011)

1 Introduction

1.1 Background

In March 2011 AMEC was instructed to undertake a hydrogeological study of the groundwater environment within the EDF controlled land at Sizewell.

The technical specification for the study is detailed in EDF document reference E D T G G 10 0084 A (undated)¹.

The aims of the study are:

- to carry out groundwater level, conductivity and temperature monitoring and groundwater analysis in the network of piezometers for a minimum of one year;
- to use sea level (tidal data) and meteorological data (pluviometrical data) for the same period, in order to establish whether a relationship between sea level and groundwater levels exists;
- to present to EDF the information at specified periods during the monitoring period; and
- to prepare a hydrogeological synthesis report based on the acquired monitoring data.

This report is the first of four interim reports which are required to present the monitoring data obtained as the monitoring programme progresses. The report covers the period 5 April 2011 to 30 June 2011.

1.2 On-shore Investigation

During the Phase 2 on-shore investigation carried out by Soil Mechanics in 2010 and the early part of 2011, a number of boreholes were drilled and installed with piezometers to allow groundwater level monitoring and sampling to be undertaken. The groundwater level monitoring programme has been scoped to utilise 23 piezometers. A piezometer location plan is not available at the time of writing this report and is awaited from either Soil Mechanics or EDF CEIDRE.

2 Scope of Works

2.1 Groundwater Level Monitoring Programme

The groundwater monitoring works are to be undertaken in accordance with the EDF technical specification E D T GG 10 0084 A¹. This is to include monthly visits by an AMEC field team approximately in accordance with the following programme:

Deployment Campaign:	5 - 6 April 2011
Initial Monitoring Campaign:	18 - 20 April 2011
1 st Monitoring Campaign:	16 - 20 May 2011
2 nd Monitoring Campaign:	20 - 30 June 2011
3 rd Monitoring Campaign:	18 - 21 July 2011
4 th Monitoring Campaign:	17 - 19 August 2011
5 th Monitoring Campaign:	19 - 21 September 2011
6 th Monitoring Campaign:	17 - 19 October 2011
7 th Monitoring Campaign:	16 - 18 November 2011
8 th Monitoring Campaign:	19 - 21 December 2011
9 th Monitoring Campaign:	4 - 6 January 2012
10 th Monitoring Campaign:	6 - 8 February 2012
11 th Monitoring Campaign:	5 - 7 March 2012
12 th Monitoring Campaign:	2 - 4 April 2012

Interim reports are to be submitted after every three months, with the first, second and third interim reports to be provided in July 2011, October 2011 and January 2012, respectively. A final report will be submitted on completion of the groundwater level monitoring programme.

2.2 Groundwater Level Methodology

2.2.1 Equipment and monitoring devices

Prior to undertaking the groundwater level monitoring programme, AMEC identified and sourced equipment for the water level monitoring in accordance with the requirements detailed in the EDF technical specification¹.

AMEC procured the following equipment:

- 23 no. Conductivity, Temperature, Depth (CTD) diver data logger units (DI261 10m) manufactured by Schlumberger Water Service;
- 2 no. Baro diver logger units manufactured by Schlumberger Water Services;
- 1 no. Solinst temperature level conductivity (TLC) meter (60m) for temperature and conductivity profiling; and

- 1 no. Davis Vantage Pro 2 weather station (principally for rainfall measurements).

2.2.1.1 CTD Data Diver/Baro Diver

The CTD diver unit is a multi parameter transducer which complies with the EDF technical specification¹ item 3.2.1 (first objective: water level and associated parameters monitoring). The unit is designed to record water level, temperature and electrical conductivity, together with time and date for each of the parameters monitored. The unit is designed to be resistant to saline and aggressive waters and is housed in a ceramic casing constructed from zirconium oxide. Therefore it is considered suitable for the anticipated potentially saline groundwater conditions at Sizewell. The diver unit is suspended at a specified depth beneath the static groundwater level by use of a vectram cable. Table 1 summarises the key technical specification of a 10m CTD Diver:

Table 1: Key Technical Specifications of the CTD Diver (DI261)

Parameter	Accuracy	Range
Water level	+/- 1cm	10m
Temperature	+/- 0.2°C	-20 to 80 °C
Electrical Conductivity	+/- 1% of reading (max 10 mS/cm)	10µS/cm to 120mS/cm

A Baro-Diver is of similar construction to the CTD diver but is designed to measure and record the atmospheric pressure at the level it is deployed, either in the headspace of the standpipe or within the cover of the piezometer. The pressure values recorded are used to compensate the pressure readings recorded by the CTD diver over the monitoring period. Two units have been deployed, with one unit operating as a back-up should the other fail during the monitoring period.

Copies of the technical specification for the CTD divers and the Baro divers deployed at the Sizewell site are provided in Appendix A.

2.2.1.2 Solinst TLC Dip Meter (temperature, level and conductivity)

The Solinst TLC dip meter has been selected by AMEC to record the temperature, level and conductivity profiles of the groundwater at each piezometer. The TLC meter is similar to a standard dip meter but contains a specialised stainless steel probe and LCD screen. A copy of the technical specification details of the TLC meter is provided in Appendix B. Key technical specifications are provided in Table 2 below.

Table 2: Key Technical Specifications of the Solinst TLC Meter

Parameter	Accuracy	Range
Water level	+/- 1mm	60m tape length
Temperature	+/- 0.3°C	-15 to 50 °C
Electrical Conductivity	+/- 2% of reading (max 1600µS/cm)	0 to 80,000µS/cm

2.2.1.3 *Davis Vantage Pro 2 Weather Station (rainfall)*

The Davis Vantage Pro 2 weather station was selected by AMEC to record rainfall data, although temperature, wind speed and wind direction are also recorded. The weather station comprises a sensor and gauge assembly and a wireless console unit. The rainfall gauge, sensors and anemometer have been attached to a steel mast secured to a wooden post, which extends from ground level to approximately 2.2m and 2.7m in height respectively. The wooden post is set in concrete and is additionally secured, for extra stability, to the fencing surrounding GW12 located on the embankment in the centre of the study area. The wireless console unit is retained within a secure weather proof casing which has been bolted to the wooden post.

The anemometer was installed to face true north and all sensors were tested prior to installation, in accordance with the installation instructions.

The technical specification for the weather station provided by the manufacturer is provided in Appendix C.

2.2.2 Data and Information

Sea level data and pluviometric data are to be collected from the closest existing monitoring station, in Sizewell B, by EDF. EDF will provide AMEC the collected data as an excel file at a frequency of either monthly or quarterly. Once received, tidal information will be provided in Appendix D.

2.2.3 General Description of Initial Monitoring Works

The following works were undertaken within two weeks of the deployment of the level loggers in April 2011:

- depth to static groundwater level and tip depth (piezometer base) of each of the 23 piezometers was recorded;
- temperature and electrical conductivity profile was recorded at each piezometer;
- the collection of data from each data logger (Barometric and CTD diver units); and
- groundwater samples from 13 specified piezometers were collected and analysed for salinity indicator parameters.

2.3 Level Monitoring Works

The following sections describe the field works and methodologies used in the collection of the data by the AMEC field team.

2.3.1 Records of water level, temperature and conductivity profiling and groundwater sampling

During each campaign, the groundwater level of each piezometer was monitored in accordance with the methodology detailed in the AMEC Groundwater Quality and Ground Gas Monitoring Plan Issue 03, Final, 26 May 2010² (the monitoring plan).

On arrival at each piezometer, the static water level (SWL) and base depth of the piezometer standpipe was recorded using the Solinst TLC meter to determine the volume of water within each piezometer. All measurements were recorded to the top of the top hat casing as a defined surveyed datum point for consistency in readings across the site and for comparison of data for each campaign.

Once the SWL was recorded, the temperature and conductivity profile of the piezometer was undertaken. In order to reduce the disturbance of the water column during the profiling works, the probe of the TLC meter was lowered gently through the water column and the temperature and conductivity readings (from an LCD screen on the meter) were recorded simultaneously at 1 m intervals after the values had stabilised. This was carried out until reaching the final metre at the base of the piezometer i.e. if depth of piezometer was 7.4m, the final readings would be collected at 7.0m.

All temperature and conductivity data were recorded on pre-approved field data sheets. The records for the SWL, temperature and conductivity profiles for each piezometer recorded during the initial, first and second monitoring campaigns are provided in Appendix E. A summary of the groundwater levels is presented in Appendix F.

2.3.2 Groundwater purging and sampling

Samples of groundwater for the analysis of saline indicator parameters are collected during each monitoring visit in accordance with the EDF technical specification¹. Copies of the sampling records are presented in Appendix G.

2.3.2.1 Methodology to reduce impact of sampling on water levels

The micro purge and low flow sampling methodologies were specified as the most suitable technique for collecting groundwaters at Sizewell. Micro purging reduces the need to purge large volumes of water which have to be retained, treated and disposed of and allows a more representative sample to be collected as the low flow reduces volatilisation and aeration of the sample. As part of this low flow procedure stabilisation of parameters is carried out before sampling can be undertaken. Stabilisation ranges for each parameter are as follows:

- pH (+/- .2 units)
- DO (+/- 0.2 mg/l)
- Conductivity (+/- 0.020 mS/cm)
- ORP (Redox) (+/- 20 millivolts)

As the principles of the sampling technique generally enable groundwater to be collected at the recharge rate of the aquifer, on most occasions the static water level of the piezometer is not dramatically altered. On this basis, the groundwater sampling methodologies are considered to have a minimal impact on the water levels recorded following the deployment of the CTD diver units on completion of the groundwater sampling, within the majority of the piezometers. The exception to this is if draw down of the water column within the standpipe was observed. However, no significant draw down greater than 10cm was encountered within any of the piezometers during the first three campaigns.

2.3.2.2 Analysis for saline water indicator parameters

A total of 13 samples of groundwater were collected during each of the first three groundwater level monitoring visits (including the initial monitoring campaign, Campaign 1 and Campaign 2) from selected piezometers and analysed for a range of saline indicator parameter analysis as specified in the EDF technical specification¹. Samples of groundwater were submitted on a daily basis throughout each monitoring campaign to The Environmental Laboratory (MCERTS and UKAS accredited) via courier and were contained in

Sizewell EPR - Groundwater Level Monitoring For Period 5 April 2011 to 30 June 2011
(First Interim Factual Report)

cool boxes, accompanied with chain of custody forms. The chemical analysis suite scheduled on these samples included pH, sodium, chloride, sulphate, magnesium, potassium and calcium, in accordance with the parameters specified in the EDF technical specification¹.

Copies of the analytical schedule and analysis results are presented within Appendix H and are summarised below.

Table 3: Summary of Chemical Analysis Results for Groundwaters Collected (Saline Parameters) – Initial Monitoring Round (18 – 21 April 2011).

Piezometer	Range of Concentrations						
	pH Value (units)	Sulphate (mg/l)	Chloride (mg/l)	Sodium (mg/l)	Magnesium (mg/l)	Potassium (mg/l)	Calcium (mg/l)
PZ2009_3	10.7	33	1117	619.1	8.9	222.7	12.4
PZ2009_5	7.0	6	324	179.8	12.6	14.9	109.0
PZ2009_6	7.3	24	210	95.6	12.6	8.8	123.9
PZ2009_7	7.3	7	316	93.0	16.0	8.2	168.6
PZ2009_10	11.2	36	1141	615.8	2.3	51.5	69.5
PZ2009_11	7.9	45	922	516.9	20.9	13.0	131.0
PZ2009_12	7.5	85	288	164.9	19.0	10.2	106.6
PZ2009_14	7.8	54	37	41.6	7.0	8.8	44.4
PZ2009_15	7.5	8	445	203.9	21.3	16.3	169.7
PZ2009_16	7.5	38	216	138.0	15.4	9.9	119.5
PZ2009_18	7.1	40	2022	329.3	54.9	11.7	928.3
PZ2009_19	6.8	20	54	46.4	5.7	9.3	21.5
PZ2009_21	7.2	29	230	66.5	12.3	8.3	168.4

Table 4: Summary of Chemical Analysis Results for Groundwaters Collected (Saline Parameters) – Campaign 1 (16 – 20 May 2011)

Piezometer	Range of Concentrations						
	pH Value (units)	Sulphate (mg/l)	Chloride (mg/l)	Sodium (mg/l)	Magnesium (mg/l)	Potassium (mg/l)	Calcium (mg/l)
PZ2009_3	10.3		940	629.5	9.3	203.5	18.0
PZ2009_5	6.9		290	167.2	12.1	12.1	102.4
PZ2009_6	7.1	8.0	330	170.1	19.4	8.9	196.4
PZ2009_7	7.3		294	90.3	16.8	5.8	171.2
PZ2009_10	10.5		903	571.5	5.5	44.7	43.4
PZ2009_11	8.0		780	492.7	21.7	9.9	130.8
PZ2009_12	7.5		396	232.1	31.1	10.6	121.1
PZ2009_14	7.7	56.0	42	37.2	8.0	4.2	53.8
PZ2009_15	7.3		<5	208.6	17.2	6.7	186.9
PZ2009_16	6.9	981.0	8504	4703.7	466.5	36.5	1153.0
PZ2009_18	6.8	34.0	1351	299.3	53.8	7.0	1079.0
PZ2009_19	6.3	28.0	66	47.9	6.8	2.7	19.4
PZ2009_21	7.1	28.0	160	66.9	15.0	5.6	203.9

Table 5: Summary of Chemical Analysis Results for Groundwaters Collected (Saline Parameters) – Campaign 2 (20 – 30 June 2011)

Piezometer	Range of Concentrations						
	pH Value (units)	Sulphate (mg/l)	Chloride (mg/l)	Sodium (mg/l)	Magnesium (mg/l)	Potassium (mg/l)	Calcium (mg/l)
PZ2009_3	7.3	11	914	525.4	37.6	30.2	187.8
PZ2009_5	7.1	79	766	477.1	49.5	21.4	122.8
PZ2009_6	7.2	9	315	141.8	15.8	6.7	155.7
PZ2009_7	7.2	<5	289	88.3	15.8	4.9	161.5
PZ2009_10	10.1	32	881	575.1	4.4	47.2	47.3
PZ2009_11	7.7	64	763	496.6	18.1	8.9	129.8
PZ2009_12	7.1	180	1345	8632.0	987.8	250.3	505
PZ2009_14	7.5	57	36	32.5	7.5	3.5	43.2
PZ2009_15	7.3	5	500	211.9	17.4	5.8	195.9
PZ2009_16	7.0	1197	1270	5336.0	533.8	38.3	1297.0
PZ2009_18	7.4	51	1381	232.1	44.5	5.3	803.7
PZ2009_19	5.9	21	31	30.3	5.1	2.4	14.6
PZ2009_21	7.6	32	203	66.0	14.9	5.5	188.9

2.3.3 Deployment of CTD and Baro Divers

Each of the CTD diver data loggers and two Baro divers ('divers') were deployed in the specified piezometers between 5 and 6 April 2011. The divers were deployed in accordance with the manufacturers' instructions, i.e. with the diver submerged to the required depth but not with more than 10m of water head above. The two Baro divers were deployed in separate piezometers located in close proximity to each other (PZ2009_6 and PZ2009_15).

Prior to the deployment of each CTD diver and Baro diver units, the transducers were set to ensure the times of all units were synchronised and the data capture was set on a hourly basis. The start time for data capture was established by use of the logger software and a diver reader unit.

During the deployment of each diver unit, the SWL and piezometer details were reviewed and each diver unit was then suspended from a cable that remained within the piezometers from the previous groundwater level monitoring campaign carried out by Soil Mechanics.

The cable was attached to the end of each diver unit and suspended from the head works of the piezometer. The headworks attachment from which the diver units were suspended from varied, according to the groundwater conditions and the proposed use of the piezometer. The piezometer standpipes were completed with one of the following: a modified gas bung and valve (in piezometers where gas monitoring was proposed to be undertaken) or modified standpipe cap with a hook attachment.

The Baro diver was suspended from the Vectram cord attached to the headworks of the two piezometers at shallow depth, within the headspace to record the atmospheric pressure within the piezometer standpipe.

The deployment details for the CTD diver and Baro diver units in each piezometer were recorded on field data sheets, with the serial number of each data logger recorded at the corresponding piezometer. Copies of the data logger field sheets to date are presented in Appendix I.

2.3.4 Retrieval and re-deployment of CTD and Baro Divers

Prior to conducting the sampling and monitoring, the diver units (and Baro diver at two locations) were retrieved and removed from each of the 13 piezometers sampled. In order to prevent any anomalous readings during this time, each diver was retrieved at times away from the hourly data capture intervals set where possible. However, due to the length of time required to purge and collect the sample of water, being greater than the 1 hour data capture period, the data loggers remained out of the piezometer and logged whilst not being submerged. The levels and pressure data recorded by the loggers whilst sampling works were being undertaken is therefore not representative of the groundwater conditions.

Data was retrieved from each diver in the field by placing the base of the unit into the diver reader consol, which was plugged via a USB cable into a laptop. The data was downloaded onto the laptop using the supplied manufacturer's software and later transferred to the project file on return to the office.

The divers were redeployed on completion of the sampling works and temperature / conductivity profiling at each piezometer from April to June.

Groundwater level and atmospheric pressure monitoring data have been downloaded from the Divers during the campaigns carried out to date. The actual water level has been calculated by using water level pressures obtained from the CTD Divers, together with atmospheric pressure from the Baro-Divers obtained from the same period. These data have been converted (compensated) using software packages supplied by the manufacturer (manual compensation). The compensated data and barometric data are included in Appendix J.

2.3.5 Installation of Weather Station and Data Download

The weather station was installed on the embankment (at borehole location, GW12) within the study area on 6 April 2011 in accordance with the manufacturer's instruction manual and guidance. The location of the weather station was approved prior to installation during an on-site meeting between Ben Beaton (AMEC) and Steve Parrish/Ken Tyrrell (EDF).

Rainfall data are automatically logged in the console unit and provide a daily rainfall amount (mm), in addition to a range of other meteorological parameters. The weather data was downloaded from the console unit through a USB connection and stored on the field lap top computer using the manufacturer's software. No weather data have been downloaded during the deployment or the initial monitoring campaign. However, daily weather parameter peaks and lows were collected manually between 30 May and 22 June 2011. Weather data thereafter has been downloaded from the consol unit. Weather data (both manually collected and downloaded) are included within Appendix K.

2.3.6 Quality Control Procedures

The following QA/QC procedures were adopted in accordance with those specified in the monitoring plan² during the monthly water level monitoring campaigns to ensure that the data are correctly reported and that the instruments are in good working order and not subject to error:

- Calibration certificates and certificates of conformity were supplied by the manufacturer;
- Calibration of the TLC meter using standard EC solutions;

Sizewell EPR - Groundwater Level Monitoring For Period 5 April 2011 to 30 June 2011
(First Interim Factual Report)

- Calibration of the multi-parameter MP20 water meter and flow through cell for pH and electrical conductivity; and
- Decontamination procedures carried out between sampling events at each piezometer.

3 Constraints

As a result of events beyond the control of AMEC, the following constraints to the monitoring works have occurred this far:

Vibrating Wire Piezometer

The AMEC field engineer has experienced technical issues with the instrumentation and the cable connections because the cable connections provided to AMEC for the purposes of monitoring the vibrating wire piezometers did not fit. Consequently, no data were recorded. The problems with the equipment have persisted and as yet, no data has been downloaded to date. However, resolutions to the problem are being sought and vibrating wire monitoring data will be recorded at the earliest opportunity.

Data Loggers

A total of 13 piezometers were purged and sampled shortly following the deployment of the level loggers in accordance with the EDF technical specification¹. The removal of groundwater during purging and sampling may have resulted in localised reduction in groundwater levels but these are considered insignificant as no drawdown greater than 10cm was experienced during the sampling works.

Groundwater sampling

During each level logging campaign, groundwater samples were collected from 13 of the 23 piezometers. In order to deploy the bladder pump at these piezometers, the data logger was first removed from each piezometer for a short period of time but remained out of the groundwater during the hourly logging intervals at the time of sampling. Confirmation of the datasets where data were recorded by the level loggers which remained out of the groundwater during sampling are appended to this report.

Weather Station

During the deployment period and initial monitoring campaign, retrieval of data from the weather station was not possible due to a software communication error between the weather station unit and the lap top computer. The technical issues were resolved on 22 June 2011 and therefore full weather data from this date thereafter have been recorded and downloaded from the weather station consol. Weather data prior to 22 June 2011 were recorded as daily highs and lows, which were collected manually.

4 Conclusions

A total of 23 data loggers were deployed in PZ2009_1 – PZ2009_23 in addition to 2 Baro-Divers in PZ2009_6 and PZ2009_15 during the deployment Campaign. These have been programmed to log on an hourly basis in accordance with the EDF technical specification¹.

Samples of groundwater from the specified 13 piezometers (PZ2009_3, PZ2009_5, PZ2009_6, PZ2009_7, PZ2009_10, PZ2009_11, PZ2009_12, PZ2009_14, PZ2009_15, PZ2009_16, PZ2009_18, PZ2009_19 and PZ2009_21) have been collected during the initial monitoring visit carried out within two weeks of the deployment campaign. These have been analysed for the range of parameters in accordance with the EDF technical specification¹. A weather station has been installed and is currently logging meteorological data.

As a consequence of instrument connection problems, no monitoring data for the vibrating wire piezometers are available for the deployment campaign. This is currently being investigated and will be resolved.

On the basis that there was limited drawdown of groundwater being recorded during sampling, it is considered that groundwater sampling which has been undertaken has had an insignificant impact on the groundwater levels.

5 Recommendations

Due to the observed decrease in water levels during the summer months, it is recommended that the minimum water levels are inspected in each of the piezometers on a monthly basis or more frequently, if required, and the suspension cord length increased, where required, to prevent the groundwater falling beneath the deployed depths of the data loggers.

6 References

-
- 1 EDF. UK EPR - Sizewell - Hydrogeology Studies - Groundwater level monitoring and analysis. Reference: E D T GG 10 0084 A, undated.
 - 2 AMEC. Sizewell EPR - Groundwater Quality and Ground Gas Monitoring Plan. Issue 03, Final. May 2010.

Appendix A Technical Specification of CTD Diver and Baro Diver

Technical Information

General

The Diver is a datalogger housed in a cylindrical casing with a suspension eye at the top. The suspension eye can be unscrewed and is designed to install the Diver into the monitoring well and protects the optical connector. The electronics, sensors and battery are installed maintenance-free into the casing. The Diver may not be opened. In case of any complaints, please contact your supplier.

The name of the datalogger, the model number, the measurement range and the serial number (SN) are clearly identified on the side of the Diver. This information is burnt-in using a laser and is consequently chemically neutral and inerasable.

Examples:



Calibration Procedure

The Diver is fine-tuned and tested in accordance with a predefined procedure prior to delivery. The most important test is the calibration (verification of the measurements against a higher standard).

The Diver measures pressure and is conventionally calibrated in centimetres of water column (cmH₂O). The relationship of the pressure in cmH₂O to the pressure in millibars is defined as follows:

$$1 \text{ mbar} = 1.01972 \text{ cmH}_2\text{O} \text{ or } 1 \text{ cmH}_2\text{O} = 0.980665 \text{ mbar}$$

The Diver is completely submerged in a water bath during the calibration. The temperature of the water bath is stabilised at 15°C and 35°C. The Diver is calibrated at 15°C as well as 35°C. Variations in pressure are created at these two calibration temperatures. The variations in pressure consist of a series of increasing and decreasing pressure readings at 10%, 30%, 50%, 70% and 90% of the total range.

Diver types

Various types of Divers are available. All Divers measure the absolute pressure and temperature. Absolute pressure is defined as the pressure of the water column above the Diver plus the atmospheric pressure. Consequently, an atmospheric pressure measurement is required to determine the water level. The summary below explains the differences between the various Diver types.

- Mini-Diver. This is the basic Diver, manufactured using a stainless steel (316 L) casing with a 22 mm diameter. The Mini-Diver is capable of storing a maximum of 24,000 measurements (pressure and temperature).
- Micro-Diver. This is the smallest Diver with a diameter of 18 mm and a stainless steel (316 L) casing. The Micro-Diver is capable of storing a maximum of 48,000 measurements. This Diver is suitable for pipes with a diameter of at least 20 mm.
- Cera-Diver. This Diver comes with a 22 mm diameter ceramic casing and is suitable for use in semi-saline water and seawater or in other aggressive environments. The Cera-Diver is capable of storing a maximum of 48,000 measurements.
- CTD-Diver. In addition to taking pressure and temperature measurements, this Diver also measures the water's conductivity. The 22 mm diameter ceramic casing is suitable for salt water applications. The CTD-Diver is capable of storing a maximum of 48,000 measurements.
- Baro-Diver. This Diver measures atmospheric pressure and is used to compensate for the variations in atmospheric pressure measured by the other Divers. The stainless steel (316 L) casing has a diameter of 22 mm.



-

Manufacturer's Certificate

The Diver passes inspection if it meets all specifications. A manufacturer's certificate is available upon request when the Diver is supplied.

Specifications

Aside from the Baro-Diver (art.no. 11.11.55.01) for atmospheric pressure and temperature measurements, there are 12 Diver versions for pressure and temperature measurements and 3 CTD-Diver versions for pressure, temperature and conductivity measurements. The summary below summarises the measurement ranges of the water columns that the Divers are capable of measuring:

Mini-Diver:

- Up to 10 metres (11.11.01.02)
- Up to 20 metres (11.11.01.04)
- Up to 50 metres (11.11.01.06)
- Up to 100 metres (11.11.01.08)

Micro-Diver:

- Up to 10 metres (11.11.02.02)
- Up to 20 metres (11.11.02.04)
- Up to 50 metres (11.11.02.06)
- Up to 100 metres (11.11.02.08)

Cera-Diver:

- Up to 10 metres (11.11.03.02)
- Up to 20 metres (11.11.03.04)
- Up to 50 metres (11.11.03.06)
- Up to 100 metres (11.11.03.08)

CTD-Diver:

- Up to 10 metres (11.11.59.01)
- Up to 50 metres (11.11.59.02)
- Up to 100 metres (11.11.59.03)

Baro-Diver:

- Barometric variations (11.11.55.01)

Baro-Diver, Mini-Diver, Micro-Diver and Cera-Diver

The Diver types meet the following general specifications:



<i>Diameter</i>	Ø22 mm	Ø18 mm	Ø22 mm
<i>Length</i>	90 mm incl. suspension eye		
<i>Weight</i>	approx 70 grams	approx 50 grams	approx 55 grams
<i>Protection class</i>	IP68, 10 years continuously submerged in water at 100 m		
<i>Storage/</i>	-20°C to 80°C (affects battery life)		
<i>Transport</i>			
<i>temperature</i>			
<i>Operating</i>	0°C to 50°C		
<i>temperature</i>			
<i>Material</i>			
– <i>Casing</i>	316L stainless steel (active substance no. 1.4404)	316L stainless steel (active substance no. 1.4404)	Zirconia (ZrO ₂)
– <i>Pressure sensor</i>	Alumina (Al ₂ O ₃)		
– <i>Suspension</i>	Akulon (reinforced with fibreglass)		
<i>eye/nose cone</i>			
<i>Communication</i>	Optically separated		
<i>Memory capacity</i>	24,000 measurements	48,000 measurements	48,000 measurements
<i>Memory</i>	Non-volatile memory. A measurement consists of date/time/level/temperature		
<i>Sampling rate</i>	0.5 sec to 99 hours		
<i>Sampling options</i>			
– <i>Fixed interval</i>	Yes	Yes	Yes
– <i>Event-based</i>	No	Yes	Yes
– <i>Pump test</i>	No	Yes	Yes
<i>(to be configured by user)</i>			
– <i>Resources</i>	No	Yes	Yes
<i>Battery life*</i>	10 years, depending on use		
– <i>Theoretical capacity</i>	5 million measurements 2000 × memory readouts 2000 × programming		
<i>Clock accuracy</i>	Better than ± 1 minute per year at 25°C		



Better than ± 5 minutes per year within the calibrated temperature range

<i>CE marking</i>	EMC in accordance with the 89/336/EEC directive Basic EN 61000-4-2 standard
- <i>Emissions</i>	EN 55022 (1998) + A1 (2000) + A2 (2003), Class B
- <i>Immunity</i>	EN 55024 (1998) + A1 (2000) + A2 (2003)
- <i>Certificate number</i>	06C00301CRT01 06C00300CRT01 06C00299CRT01

CTD-Diver



<i>Diameter</i>	Ø22 mm
<i>Length</i>	135 mm incl. suspension eye
<i>Weight</i>	Approx 100 grams
<i>Material casing</i>	Zirconia (ZrO ₂)
<i>Protection class</i>	IP68, 10 years continuously submerged in water @ 100 m
<i>Memory capacity</i>	48,000 measurements
<i>Sampling rate</i>	1 sec to 99 hours
<i>Sampling options</i>	
- <i>Fixed interval</i>	yes
- <i>Event-based</i>	yes
- <i>Pump test (to be configured by user)</i>	yes
- <i>Resources</i>	yes
<i>Conductivity</i>	
- <i>measurement range</i>	10 μ S/cm – 120 mS/cm
- <i>accuracy</i>	1% reading with a minimum of 10 μ S/cm
<i>Battery life</i>	
- <i>Theoretical capacity</i>	2 million measurements 500 \times memory readouts 500 \times programming
<i>CE marking</i>	EMC in accordance with the 89/336/EEC directive Basic EN 61000-4-2 standard
- <i>Emissions</i>	EN 55022 (1998) + A1 (2000) + A2 (2003), Class B
- <i>Immunity</i>	EN 55024 (1998) + A1 (2000) + A2 (2003)

The other parameters are identical to the Cera-Diver.

* The Diver is always active. The leakage current of the integrated battery is dependent on the temperature. If the Diver is used, stored or transported for extended periods of time under high temperature, this will adversely affect the life of the battery. The battery's capacity at lower temperatures is reduced, but this is not permanent. This is normal behaviour for batteries.

** The accuracy of the clock is highly dependent on temperature. The clock is actively compensated for temperature in all models.

General

<i>Transport</i>	Suitable for transportation by vehicles, ships and airplanes in the supplied packaging.
<i>Resistance to vibration</i>	In accordance with MIL-STD-810.
<i>Mechanical shock test</i>	In accordance with MIL-STD-810, for light-weight equipment.

Temperature

The following specifications apply to the Mini, Micro, Cera, CTD-Diver and Baro-Diver for temperature measurements:

<i>Measurement range</i>	-20°C to 80°C
<i>Operating Temperature (OT)</i>	0°C to 50°C
<i>Accuracy</i>	± 0.2°C
<i>Resolution</i>	0.01°C
<i>Response time (90% of final value)</i>	3 minutes (in water)

CTD-Diver



11.11.59.01

11.11.59.02

<i>Range</i>	10 mH ₂ O	50 mH ₂ O
<i>Max. accuracy</i>	± 0.2% FS	± 0.2% FS
<i>Typ. accuracy</i>	± 0.05% FS	± 0.05% FS
<i>Long-term stability</i>	± 0.2% FS	± 0.2% FS
<i>Resolution</i>	0.2 cmH ₂ O	1 cmH ₂ O
<i>Maximum pressure</i>	15 mH ₂ O	75 mH ₂ O

11.11.59.03

<i>Range</i>	100 mH ₂ O
<i>Max. accuracy</i>	± 0.2% FS
<i>Typ. accuracy</i>	± 0.05% FS
<i>Long-term stability</i>	± 0.2% FS
<i>Resolution</i>	2 cmH ₂ O
<i>Maximum pressure</i>	150 mH ₂ O

Baro-Diver

11.11.55.01

<i>Range</i>	150 cmH ₂ O
<i>Max. accuracy</i>	± 2 cmH ₂ O
<i>Typ. accuracy</i>	± 0.5 cmH ₂ O
<i>Long-term stability</i>	± 2 cmH ₂ O
<i>Resolution</i>	0.1 cmH ₂ O
<i>Maximum pressure</i>	15 mH ₂ O
<i>Temperature</i>	-10 to +50°C

Accuracy of pressure measurements

All accuracy ranges specified above represent the maximum variations permitted by the manufacturing process.

Maximum pressure variations

100% of the Divers operate within the values specified above.

Nominal pressure variations

More than 80% of all Divers produced perform within 0.1% FS of the measurement range (level/pressure).

Diver Installation and Maintenance


Introduction

In actual practice the Diver is usually suspended in a monitoring well.

The illustration to the right depicts a set of Divers and a Baro-Diver for compensating for barometric pressure.

In addition to the regular Divers, a Baro-Diver that acts as a barometer and records atmospheric pressure is installed at each measurement site. Atmospheric pressure

data must be used to compensate the pressure measurements recorded by the Divers for variations in atmospheric pressure. A Baro-Diver, designed for taking atmospheric pressure measurements, is recommended for this purpose. In principle, a single Baro-Diver is sufficient for an area with a radius of 15 kilometres (depending on terrain conditions. Also see Appendix I '*Use of Divers at Elevations*').



The following describes how to install the Divers and Baro-Diver.

Installation in a monitoring well

Divers are normally installed below water level in a monitoring well. The depth at which a Diver can be suspended is dependent on the instrument's measurement range. Further information about the Diver's range is contained in the Section '*Technical Information*'.

First determine the length of the non-stretch suspension cable (Stainless Steel wire item number MO5000) on the basis of the lowest groundwater level. Provide for the required additional length for attaching the cable to the Diver and the length of the suspension eye at the upper end when you cut the wire to size.

Next use wire clips to attach the ends of the cable to the monitoring well's end cover and the Diver's suspension eye, respectively.

To determine the distance of the pressure sensor in the monitoring well requires the precise length of the cable to be known, to which the distance to the location of the pressure sensor in the Diver must be added to obtain the overall operating length.

This is depicted in the diagram below.



It is also possible to install the Diver with a Diver Data Cable (DDC). This cable allows you to read out the Diver at the top of the monitoring well.

<<<< Translation of Diagrams >>>>

Measure Divers from this point on

Effective cable operating length



Diver suspended by steel wire

Diver suspended by DDC

Note: When the Diver is installed, it is possible for the groundwater level to be temporarily elevated. The reverse is true when the Diver is removed. The groundwater level may then be temporarily lowered.

If the cable length is not exactly known, it can, for example, be calculated using the Diver-Office and a manual measurement (measuring tape measurement from the top of casing) (manual measurement + Diver measurement – Baro-Diver reading = cable length).

The following must be taken into consideration when installing a CTD-Diver:

- Preferably do not install in very tight fitting piping.
- The C value readings are most accurate (most reliable) when the through flow of the water to be measured is unimpeded.
- The preference is for CTD-Divers to be suspended at screen height.
- In contrast to 'regular' Divers, the position within the monitoring well in relation to the screen affects the measurements. Here too the following dictum applies: the greater the through flow the more reliable the measurement.
- The monitoring well is made of non-metal containing material.
- Ions released from the walls of the monitoring well can/will affect the measurements.
- Glued monitoring wells: it is known that certain glue types affect measurements.

The use of Divers at elevations

Divers can be used at any elevation ranging from 300 metres below sea level to 5,000 metres above sea level. [Appendix I](#) contains further information on the use of Divers at elevations.



Baro-Diver

The Baro-Diver must be installed in such a way that it only measures atmospheric pressure under all conditions. A location that is not subject to rapid temperature variations is preferred.

Use in seawater

Do not use a Mini-Diver or Micro-Diver in seawater.

The Mini-Diver and Micro-Diver are made of 316L stainless steel. This material is not suited for semi-saline and/or seawater because it is subject to corrosion/split corrosion. Corrosion is not only caused by the salt content, but by temperature and the remaining water components as well.

We recommend that you choose the Cera-Diver and/or CTD-Diver for use in semi-saline water and/or seawater. These Divers are made of ceramic materials that are able to withstand semi-saline water and/or seawater.

Diver maintenance

In principle, the Diver does not require any maintenance. When required, the casing can be cleaned with a soft cloth.

Calcium and other deposits can be removed with white vinegar.

The flow-through opening can also be rinsed with water and/or white vinegar.

Note: only use diluted acid solutions if the Diver is seriously dirtied and other cleansers are not effective.

Never use any hard brushes, abrasives or sharp objects for cleaning the Diver and always rinse it properly with clean water after cleaning, particularly near the flow-through openings. Do not use any powerful jets. This could damage the pressure sensor.

CTD-Diver

Measuring conductivity

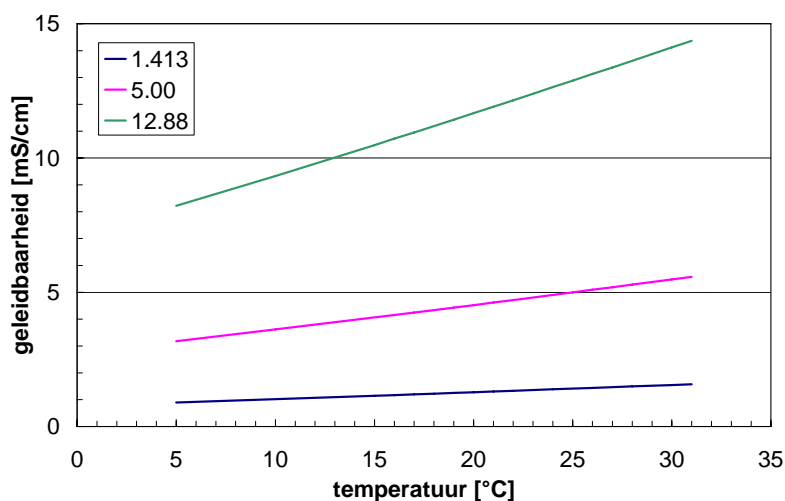
In addition to water levels and temperature, the CTD-Diver also measures the water's electrical conductivity in milliSiemens per centimetre (mS/cm). A change in conductivity may be an indication of flow alterations, or increasing/decreasing pollution or salinisation, for example.

The CTD-Diver measures the conductivity of the liquid. Based on the measured conductivity and temperature, the CTD-Diver can calculate the *specific* conductance at 25°C. The device provides the option of recording the conductivity or the specific conductance. *This Diver setting must be set prior to its start up. The value of the selected setting is stored (logged).*

Conductivity is measured using a 4-electrode measuring cell. This type of measuring cell is relatively insensitive to dirtied sensors, thus keeping maintenance to a minimum. *The measuring cell combined with the selected measurement option results in an electrolysis-free measurement system.*

Example

The conductivity of a liquid depends on the type of ions in the liquid and to a significant degree on the liquid's temperature. This dependency is indicated on the packaging of the calibration liquids, for example. The diagram below displays the conductivity as a function of temperature for three different calibration liquids. The specified value of the calibration liquid is the conductivity of the liquid at 25°C.



<<< Translation of Diagram >>>

Conductivity [mS/cm] and Temperature [°C]

As a rule of thumb it can be assumed that conductivity varies by 2% for each 1°C change in temperature. This means that a calibration liquid rated at 5 mS/cm (at 25°C) still only has a conductivity of approximately 4 mS/cm at 15°C.

By way of example, the table below displays a number of typical conductivity values for various types of water.

Type	Conductivity [mS/cm]
Tap water	0.2 – 0.7
Groundwater	2 - 20
Seawater	50 - 80

Calibration of the CTD-Diver

The CTD-Diver is calibrated at the factory. This calibration procedure consists of three parts:

1. The registration of all product properties at various pressures and temperatures. A data set is produced from the collected data. This set of parameters is programmed into the CTD-Diver (The collection of product-specific properties at certain pressures and temperatures. Identical to the calibration of the other Divers).
2. Based on this set of parameters, the CTD-Diver is capable of taking measurements within its specified tolerances. All Divers are tested to verify that they meet these requirements (the calibration).
3. The verification of the C channel for 6 values: ± 150 , $\pm 1,000$, $\pm 3,000$, $\pm 12,500$, $\pm 38,000$ and $\pm 89,500 \mu\text{S/cm}$ (the calibration). Active use is made of the built-in temperature correction feature of the CTD-Diver during the calibration.

The factory calibration always remains stored in the CTD-Diver, regardless of the number of times that a field calibration is performed.

As long as the C sensor is not damaged or covered over with algae or deposits for example, the calibration remains valid and a field calibration will not be necessary.

In case of doubt, it is recommended that a measurement first be carried out using a known solution (calibration liquid after first thoroughly rinsing the sensor in demineralised water, otherwise the reference liquid will become contaminated). This test measurement provides insight into the recent operation of the CTD-Diver. Based on the variance between the reference value and the value indicated by the CTD-Diver when submerged in the reference liquid, the measurement series can be adjusted if necessary.

If the variance is too high (higher than the indicated accuracy), it is recommended that the CTD-Diver be first cleaned (rinsed, if necessary with white vinegar or a diluted acid solution).

A second reference measurement can then be carried out (after thorough rinsing in demineralised water, otherwise the reference liquid will become contaminated).

Only if the variance is then still outside the CTD-Diver specifications, should a field calibration be considered.

Field calibration

The specification referred to above, related to the accuracy of the conductivity cell across the entire 0-120 mS/cm measurement range, can only be achieved if the CTD-Diver is calibrated at all four calibration points (1.413; 5; 12.88 and 80 mS/cm) during the field calibration.

If you choose to use the CTD-Diver in a specific measurement area, you may decide to perform the calibration on no more than 1 or 2 points. This means that the CTD-Diver meets the specifications in that particular measurement range. The CTD-Diver may deviate somewhat from the specifications outside the calibrated measurement range.

Example: If the CTD-Diver is used in a measurement range of 2-3 mS/cm, perform the field calibration at 1.413 and/or 5 mS/cm. The CTD-Diver will consequently be within the specifications for the 1.413 to 5 mS/cm measurement range.

If the field calibration is later carried out at the 4 calibration points, then the CTD-Diver will once again meet its specifications within the entire measurement range.

The procedure for calibrating a CTD-Diver can be found in the Diver-Office software manual.

Furthermore, we recommend that prior to carrying out a calibration the CTD-Diver be allowed to become acclimatised if it has not been used for an extended period of time. This can be accomplished by immersing the CTD-Diver in normal tap water for a day set to a one minute sampling rate.

Q: *What is the formula for converting the results of the Divers/Baro-Diver measurements from cmH₂O (e.g. 1,020.74 cmH₂O) to atmospheric pressure (mbar)?*

A: The Divers/Baro-Diver measure in cm water column (cmH₂O). To convert the measured cm water column to atmospheric pressure, it must be multiplied by 0.980665. In this example: 1,020.74 × 0.980665 = 1,001 mbar.

Q: *What is the Diver's battery's lifespan?*

A: The battery's lifespan is dependent on the measurement frequencies, readout and programming cycles and the type of Diver.

- The battery in the Mini, Micro, Cera and Baro-Diver has the capacity to perform:
 - 5 million measurements;
 - 2,000 readout cycles;
 - 2,000 programming cycles.
- The CTD-Diver's battery has the capacity to perform:
 - 2 million measurements;
 - 500 readout cycles;
 - 500 programming cycles.

Given past experience, a maximum lifespan of 10 years is considered standard under 'typical' use. Typical use means that, among other things, Divers are not exposed to extreme temperatures over extended periods of time, the measurement sampling rate is not set at 1 second, a download is not requested by modem every hour, etc.

Example:

- 1 measurement per hour over a period of 10 years produces 8,760 measurements.
- 1 measurement every 15 minutes over a period of 10 years produces 350,400 measurements.

Q: *Is it possible to use the Divers in seawater?*

A: The Mini and Micro-Divers are made of 316L stainless steel. This material is not suitable for use in seawater. The Cera and CTD-Divers are made of zirconia, a ceramic material. This material does not corrode in seawater and these Divers can therefore be used in seawater. SWS explicitly selected a 'non-metal' for the Diver types required for use under more aggressive environments (such as seawater). Any metal will eventually corrode in an environment that is too aggressive or due to the lack of oxygen. The zirconia used by SWS (Cera-Diver and CTD-Diver) is extremely resistant to corrosion. The ceramic (Alumina) pressure sensors

Appendix I – Use of Divers at elevations

Divers can be used at any elevation ranging from 300 metres below sea level to 5,000 metres above sea level. It is however recommended that all Divers and the Baro-Diver forming part of the same network be used at the same elevation (whenever possible).

The relationship between atmospheric pressure variations and elevation is exponential, rather than linear:

$$P_H = P_0 \cdot e^{-(M \cdot g \cdot H)/(R \cdot T)}$$

where

P_H = atmospheric pressure at elevation height H

P_0 = atmospheric pressure at reference height

$M = 28.8 \cdot 10^{-3}$ kg/mol (molecular mass of air)

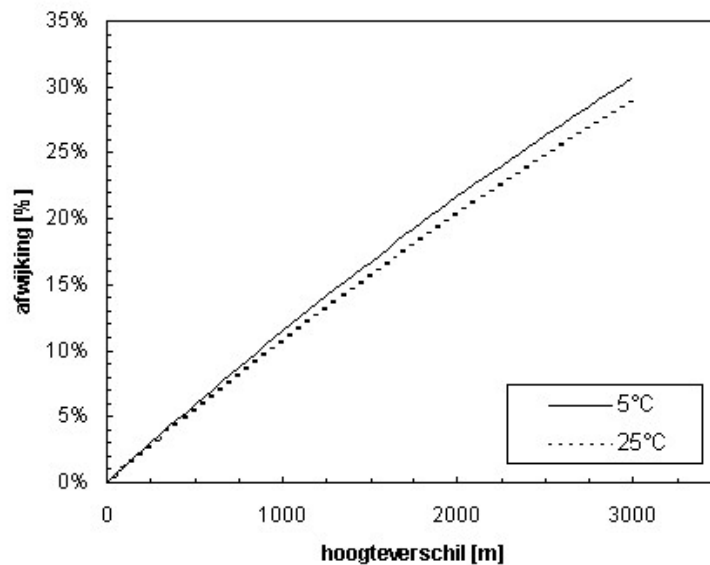
$g = 9.81$ m/s² (standard gravity)

H = height in metres

R = 8.314 J/mol/K (gas constant)

T = temperature in Kelvin

If the Baro-Diver is placed at a different elevation in relation to the other Divers in a measurement network, it is possible for a deviation to occur in the barometrically compensated data due to the relationships referred to above. The graph below illustrates the deviation in the barometric data as a function of the variation in elevation at 5°C and 25°C.



<<<< Translation of Diagram >>>>

Deviation [%] and Variation in Height [m]

To determine the relative barometric pressure deviation relative to P_0 at 5°C ($T = 278.15^\circ\text{K}$) at a height differential of H , the above referenced formula can be used:

$$(P_H - P_0) / P_0 = 1 - e^{-(M \cdot g \cdot H) / (R \cdot T)} \times 100\%$$

By substituting the data a relative deviation of 1.2% at a height differential of 100 m is obtained. At a height differential of 1,000 m this increases to 11.5%.

We therefore recommend that all Divers and the Baro-Divers in a network be placed such that the mutual height differentials are minimised.

If necessary, multiple Baro-Divers can be deployed to avoid the abovementioned problems.

Appendix B Technical Specification of TLC Meter

TLC Meter

Temperature, Level, Conductivity

Model 107

The TLC Meter is ideal for profiling conductivity and temperature in wells and open water. It displays accurate measurements of conductivity and temperature on a convenient LCD display that rotates for ease of reading.

Water level and probe depth measurements are read off the accurate Solinst flat-tape marked every 1/100 ft. or each millimeter.


Conductivity Made Easy

- Accuracy is to the greater of 30 μS or 2% of reading
- Rugged Solinst reel and accurate tape
- Lengths to 300 ft. (100 m), probe dia. is 3/4" (19 mm)
- Display that rotates for easy reading
- Standard 9V alkaline battery gives 90 hrs. of use
- Auto-Off after 8 minutes

High Quality Tape

The high quality polyethylene tape reels smoothly, remains flexible and hangs straight in the well, irrespective of temperature. The tape is mounted on a sturdy, well-balanced Solinst reel, with a convenient battery drawer for the 9 Volt alkaline battery. Permanent markings each 1/100 ft. or millimeter allow accurate readings.

Stranded stainless steel conductors resist corrosion, provide strength and are non-stretch. They make the tape very easy to repair and splice. The dog-bone design reduces adherence to wet surfaces.



M2: Each 1/100 ft. and 1/10 ft. in black; feet in red

M3: Each millimeter in black; meters in red

Lengths: 100 ft., 150 ft., 200 ft., 300 ft.,
(30 m, 50 m, 60 m, 100 m)



Conductivity Measurements

The TLC Meter uses a 'smart' conductivity sensor with platinum electrodes to read conductivity from 0 – 80,000 μS . The conductivity is displayed on the rotating screen along with the associated temperature measurement. The 'smart' conductivity probe displays conductivity automatically standardized to 25°C, i.e. specific conductance. The conductance temperature coefficient is 2.0% per °C.

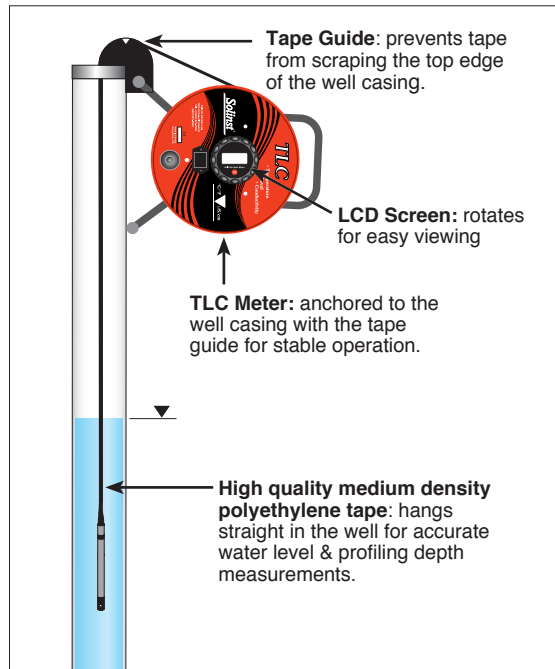
Calibration is simple, using 1413 μS and 80,000 μS solutions for single or two point conductivity calibration.

Applications

- Profiling conductivity and temperature in wells and open water
- Salinity studies
- Saltwater intrusion investigations
- Testing for water quality impairments from road salt
- Tracer tests
- General indication of chemical contamination level
- Early warning of changes in water quality at:
 - Landfills
 - Industrial sites

Level and Depth Measurements

When the zero point of the probe enters water, an electric circuit is completed, briefly activating a buzzer and blanking out the screen for about 1 second. The depth to water is then read off the tape. When the TLC Meter is withdrawn from the water, a short buzz gives a warning that the probe is now out of water.



A Tape Guide/Datum allows the depth measurement to be read at the marked position on the Tape Guide, to give reliable, repeatable, accurate depth measurements when profiling a well. The Tape Guide protects the tape from damage on rough edges of well casing.

Temperature Measurements

The TLC Meter operates in a range from -15°C to +50°C (23°F to 122°F). You may choose to have the readings displayed on the LCD screen in °C or °F. Accuracy is +/- 0.3°C in Celsius, or +/- 0.5°F in Fahrenheit. Conductivity measurements are temperature sensitive. The 'smart' TLC probe automatically adjusts the measured conductivity values to display as specific conductance. This provides standardized repeatably comparable measurements.

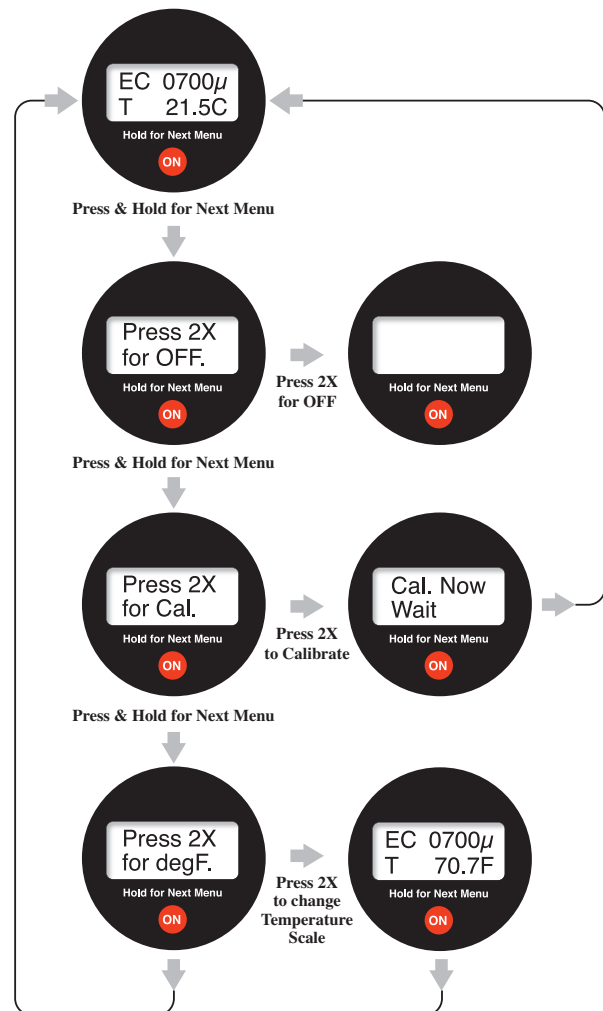
When the probe is turned on, the LCD screen displays both conductivity and temperature. A short wait of 20 seconds per degree Celsius of temperature change is required for the measurements to stabilize at each desired depth, before recording the three measurements.

Display Menu

The display menu is simple to operate. When the unit is turned on, it will begin to display electrical conductivity and temperature readings, in or out of water. If the ON button is held down for 2 seconds and released, the display moves to the next menu item and so on, through 4 windows.

The second window allows the user to turn the TLC Meter off, however, the meter also automatically turns off after 8 minutes to extend battery life. The following window brings up the calibration option. The fourth window allows the user to choose Fahrenheit or Celsius for the temperature display.

The menu then cycles back to display the current readings. Press the ON button two times quickly in any given screen to achieve the displayed action.



®Solinst is a registered trademark of Solinst Canada Ltd.

Appendix C Technical Specification of Davis Vantage Pro Weather Station

Wireless Vantage Pro 2™ & Vantage Pro Plus 2™ Stations

Including Fan-Aspirated Models

6152
6162
6153
6163

VANTAGE PRO 2

The Vantage Pro2™ (6152, 6153) and Vantage Pro2™ Plus (6162, 6162) Wireless Weather Stations include two components: the Integrated Sensor Suite (ISS) which houses and manages the external sensor array; and the console which provides the user interface, data display, A/D conversion, and calculations. The ISS and Vantage Pro2 console communicate via an FCC-certified, license-free frequency hopping transmitter and receiver. User-selectable transmitter ID codes allow up to eight stations to coexist in the same geographic area. The frequency hopping spread spectrum technology provides greater communication strength over longer distances and areas or weaker reception. The Wireless Vantage Pro2™ Plus weather station includes two additional sensors that are optional on the Vantage Pro2: the UV sensor and the solar radiation sensor. The console may be powered by batteries or by the included AC-power adapter. The wireless ISS is solar powered with a battery backup. Use WeatherLink™ for Vantage Pro and Vantage Pro2 to let your weather station interface with a computer, to log weather data, and to upload weather information to the internet.

The 6152 and 6162 rely on passive shielding to reduce solar-radiation induced temperature errors in the outside temperature sensor readings. The Fan-aspirated 6153 and 6163 combine passive shielding with a solar-powered fan that draws outside air in over the temperature and humidity sensors, providing a much more accurate temperature reading than that available using passive shielding alone.

Specifications

Console

Console Operating Temperature	+14° to +140°F (-10° to +60°C)
Display Temperature	+32° to +140°F (0° to +60°C)
Non-operating Temperature	-5° to +158°F (-20° to +70°C)
Current Draw	0.90 mA average, 20 mA peak, (plus 120 mA for display lamps, plus 0.125 mA for each optional wireless transmitter received by the console) at 4 to 6 VDC
AC Power Adapter	5 VDC, 900 mA, regulated
Batteries	3 C-cells
Battery Life	up to 9 months
Connectors	Modular RJ-11
Housing Material	UV-resistant ABS plastic
Console Display Type	LCD Transflective
Dimensions	
Console with antenna	10.375" x 6.125" x 1.5" (264 mm x 156 mm x 38 mm)
Display	5.94" x 3.375" (151 mm x 86 mm)
Weight (with batteries)	1.88 lbs. (.85 kg)

Integrated Sensor Suite (ISS)

Operating Temperature	-40° to +150°F (-40° to +65°C)
Non-operating Temperature	-50° to +158°F (-45° to +70°C)
Current Draw (ISS SIM only)	0.14 mA (average), 30 mA (peak) at 4 to 6 VDC
Solar Power Panel (ISS SIM / Fan)	0.5 watts / .75 watts
Battery (ISS SIM / Fan (Fan-Aspirated))	CR-123 3-Volt Lithium cell / 2 - 1.2 Volt NiCad C-cells
Battery Life (3-Volt Lithium cell)	8 months without sunlight - greater than 2 years depending on solar charging
Battery Life (NiCad C-cells)	1 year
Fan Aspiration Rate (Fan-Aspirated)	190 feet/min. (0.9 m/s) (full sun), 80 feet/min. (0.4 m/s) (battery only)
Connectors, Sensor	Modular RJ-11
Cable Type	4-conductor, 26 AWG
Cable Length, anemometer	40' (12 m) (included) 540' (165 m) (maximum recommended)
Wind Speed Sensor	Wind cups with magnetic switch
Wind Direction Sensor	Wind vane with potentiometer
Rain Collector Type	Tip bucket, 0.01" per tip (0.2 mm with metric rain adapter), 33.2 in ² (214 cm ²) collection area
Temperature Sensor Type	Thermistor
Relative Humidity Sensor Type	Film capacitor element
Housing Material	UV-resistant ABS plastic
Dimensions	
6152, 6162	11.0" x 9.375" x 15.25" (279 mm x 238 mm x 388 mm)
6153, 6163	11.0" x 9.375" x 21.0" (279 mm x 238 mm x 533 mm)
Weight	
6152, 6162	5.7 lbs. (2.6 kg) / 6.1 lbs. (2.8 kg)
6153, 6163	9.7 lbs. (4.4 kg) / 10.1 lbs. (4.6 kg)

Wireless Vantage Pro 2™ & Vantage Pro Plus 2™ Stations

VANTAGE PRO2™

Wireless Communications

Transmit/Receive Frequency	US Models: 902-928 MHz FHSS, Overseas Models: 868.0 - 868.6 MHz FHSS.
ID Codes Available	8
Output Power	902-928 MHz FHSS: FCC-certified low power, less than 8 mW, no license required 868.0 - 868.6 MHz FHSS: CE-certified, less than 8 mW, no license required
Range	
Line of Sight	up to 1000 feet (300 m)
Through Walls	200 to 400 feet (75 to 150 m)

Sensor Inputs

RF Filtering	RC low-pass filter on each signal line
------------------------	--

Sensor Outputs (as displayed on console)

General

Historical Data	Includes the past 24 values listed unless otherwise noted; all can be cleared and all totals reset
Daily Data	Includes the earliest time of occurrence of highs and lows; period begins/ends at 12:00 am
Monthly Data	Period begins/ends at 12:00 am on the first of the month
Yearly Data	Period begins/ends at 12:00 am on the first of January unless otherwise noted
Current Data	Current data appears in the right most column in the console graph and represents the latest value within the last period on the graph; totals can be set or reset
Graph Time Interval	1 min., 10 min., 15 min., 1 hour, 1 day, 1 month, 1 year (user-selectable, availability depends upon variable selected)
Graph Time Span	24 Intervals + Current Interval (see Graph Intervals to determine time span)
Graph Variable Span (Vertical Scale)	Automatic (varies depending upon data range); Maximum and Minimum value in range appear in ticker
Alarm Indication	Alarms sound for only 2 minutes (time alarm is always 1 minute) if operating on battery power. Alarm message is displayed in ticker as long as threshold is met or exceeded. Alarms can be silenced (but not cleared) by pressing the DONE key.
Update Interval	Varies with sensor - see individual sensor specs Also varies with transmitter ID code - #1=shortest, #8=longest

Forecast

Variables Used	Barometric Reading & Trend, Wind Speed & Direction, Rainfall, Temperature, Humidity, Latitude & Longitude, Time of Year
Update Interval	1 hour
Display Format	Icons on top center of display; detailed message in ticker at bottom
Variables Predicted	Sky Condition, Precipitation, Temperature Changes, Wind Direction and Speed Changes

Outside Temperature (sensor located in ISS)

Resolution and Units	Current Data: 0.1°F or 1°F or 0.1°C or 1°C (user-selectable) nominal (see Fig. 1) Historical Data and Alarms: 1°F or 1°C (user-selectable)
Range	-40° to +150°F (-40° to +65°C)
Sensor Accuracy	±1°F (±0.5°C) up to 110°F (43°C), ±2°F (±1°C) over 110°F (43°C) (see Fig. 2)
Radiation Induced Error (Passive Shield)	+4°F (2°C) at solar noon (insolation = 1040 W/m ² , avg. wind speed ≤ 2 mph (1 m/s)) (reference: RM Young Model 43408 Fan-Aspirated Radiation Shield)
Radiation Induced Error (Fan-Aspirated)	+0.6°F (0.3°C) at solar noon (insolation = 1040 W/m ² , avg. wind speed ≤ 2 mph (1 m/s)) (reference: RM Young Model 43408 Fan-Aspirated Radiation Shield)
Update Interval	10 to 12 seconds
Current Data	Instant Reading (user adjustable); Daily, Monthly, Yearly High and Low
Historical Data	Hourly Readings; Daily, Monthly, Yearly Highs and Lows
Alarms	High and Low Thresholds from Instant Reading

Extra Temperature Sensors or Probes

Resolution and Units	1°F or 1°C (user-selectable) Historical Data and Alarms: 1°F or 1°C (user-selectable)
Range	-40° to +150°F (-40° to +65°C)
Sensor Accuracy	±1°F (±0.5°C) up to 110°F (43°C), ±2°F (±1°C) over 110°F (43°C) (see Fig. 2)

Update Interval	10 to 12 seconds (40 to 48 seconds for Leaf Wetness/Temperature and Soil Moisture/Temperature Stations)
Current Data	Instant Reading (user adjustable)
Alarms	High and Low Thresholds from Instant Reading
Inside Temperature (sensor located in console)	
Resolution and Units	Current Data: 0.1°F or 1°F or 0.1°C or 1°C (user-selectable) Historical Data and Alarms: 1°F or 1°C (user-selectable)
Range	+32° to +140°F (0° to +60°C)
Sensor Accuracy	±1°F (±0.5°C) up to 110°F (43°C), ±2°F (±1°C) over 110°F (43°C)
Update Interval	1 minute
Current Data	Instant Reading (user adjustable); Daily and Monthly High and Low
Historical Data	Hourly Readings; Daily and Monthly Highs and Lows
Alarms	High and Low Thresholds from Instant Reading
Wind Speed	
Resolution and Units	1 mph, 1 km/h, 0.1 m/s, or 1 knot (user-selectable)
Range (large wind cups)	2 to 150 mph, 2 to 130 knots, 1 to 67 m/s, 3 to 241 km/h
Range (small wind cups)	3 to 175 mph, 3 to 150 knots, 1.5 to 79 m/s, 5 to 282 km/h
Update Interval	Instant Reading: 2.5 to 3 seconds, 10-minute Average: 1 minute
Accuracy (large wind cups)	±2 mph (2 kts, 3 km/h, 1 m/s) or ±5%, whichever is greater
Accuracy (small wind cups)	±3 mph (3 kts, 5 km/h, 1.5 m/s) or ±5%, whichever is greater
Maximum Cable Length	540' (165 m)
Current Data	Instant Reading; 10-minute and Hourly Average; Hourly High; Daily, Monthly and Yearly High with Direction of High
Historical Data	10-min. and Hourly Averages; Hourly Highs; Daily, Monthly and Yearly Highs with Direction of Highs
Alarms	High Thresholds from Instant Reading and 10-minute Average
Wind Direction	
Display Resolution	16 points (22.5°) on compass rose, 1° in numeric display
Accuracy	±7°
Update Interval	2.5 to 3 seconds
Current Data	Instant Reading (user adjustable); 10-min. Dominant; Hourly, Daily, Monthly Dominant
Historical Data	Past 6 10-min. Dominants on compass rose only; Hourly, Daily, Monthly Dominants
Wind Chill (Calculated)	
Resolution and Units	1°F or 1°C (user-selectable)
Range	-110° to +130°F (-79° to +54°C)
Accuracy	±2°F (±1°C) (typical)
Update Interval	10 to 12 seconds
Source	United States National Weather Service (NWS)/NOAA
Equation Used	Osczevski (1995) (adopted by US NWS in 2001)
Variables Used	Instant Outside Temperature and 10-min. Avg. Wind Speed
Current Data	Instant Calculation; Hourly, Daily and Monthly Low
Historical Data	Hourly, Daily and Monthly Lows
Alarm	Low Threshold from Instant Calculation
Rainfall	
Resolution and Units	0.01" or 0.25 mm (user-selectable) (1 mm at totals ≥ 2000 mm)
Daily/Storm Rainfall Range	0 to 99.99" (0 to 9999 mm)
Monthly/Yearly/Total Rainfall Range	0 to 199.99" (0 to 19999 mm)
Rain Rate	0 to 199.99" (0 to 19999 mm)
Accuracy	For rain rates up to 2"/hr (50 mm/hr): ±4% of total or +0.01" (0.25 mm) (0.01" = one tip of the bucket), whichever is greater For rain rates from 2"/hr (50 mm/hr) to 4"/hr (100 mm/hr): ±5% of total or +0.01" (0.25 mm) (0.01" = one tip of the bucket), whichever is greater
Update Interval	10 to 12 seconds
Storm Determination Method	0.02" (0.5 mm) begins a storm event, 24 hours without further accumulation ends a storm event
Current Data	Totals for Past 15-min, Past 24-hour, Daily, Monthly, Yearly (start date user-selectable) and Storm (with begin date); Umbrella is displayed when 15 minute Total exceeds zero
Historical Data	Totals for 15-min, Daily, Monthly, Yearly (start date user-selectable) and Storm (with begin and end dates)
Alarms	High Threshold from Latest Flash Flood (15-min. Total, default is 0.50", 12.7 mm), 24-hour Total, Storm Total,
Range for Rain Alarms	0 to 99.99" (0 to 999.7 mm)
Rain Rate	
Resolution and Units	0.01" or 0.25 mm (user-selectable) at typical rates (see Fig. 3 and 4)
Range	0, 0.04"/hr (1 mm/hr) to 100"/hr (0 to 1999.9 mm/hr)

Wireless Vantage Pro 2™ & Vantage Pro Plus 2™ Stations

VANTAGE PRO2™

Accuracy	±5% or ±0.04"/hr (1 mm/hr) (up to 10"/hr. (250 mm/hr.)), whichever is greater
Update Interval	10 to 12 seconds
Calculation Method	Measures time between successive tips of rain collector. Elapsed time greater than 15 minutes or only one tip of the rain collector constitutes a rain rate of zero.
Current Data	Instant and 1-min. Reading; Hourly, Daily, Monthly and Yearly High
Historical Data	1-min Reading; Hourly, Daily, Monthly and Yearly Highs
Alarm	High Threshold from Instant Reading
Barometric Pressure (sensor located in console)	
Resolution and Units	0.01" Hg, 0.1 mm Hg, 0.1 hPa/mb (user-selectable)
Corrected Range	26.00" to 32.00" Hg, 660.0 to 810.0 mm Hg, 880.0 to 1080.0 hPa/mb
Uncorrected Range	18.00" to 33.50" Hg, 457.0 to 850.0 mm Hg, 592.0 to 1130.0 hPa/mb
Elevation Range	-999' to +12,500' (-305 m to 3810 m)
Uncorrected Reading Accuracy	±0.03" Hg (±0.8 mm Hg, ±1.0 hPa/mb) (at room temperature)
Sea-Level Reduction Equation Used	United States Method employed prior to use of current "R Factor" method
Equation Source	Smithsonian Meteorological Tables
Equation Accuracy	±0.01" Hg (±0.3 mm Hg, ±0.3 hPa/mb)
Elevation Accuracy Required	±10' (3m) to meet equation accuracy specification
Overall Accuracy	±0.04" Hg (±1.0 mm Hg, ±1.4 hPa/mb)
Trend (change in 3 hours)	Change $\geq 0.6"$ (2 hPa/mb, 1.5 mm Hg) = Rapidly Change $\geq 0.2"$ (.7hPa/mb, .5 mm Hg)= Slowly
Trend Indication	5 position arrow: Rising (rapidly or slowly), Steady, or Falling (rapidly or slowly)
Update Interval	15 minutes or when console BAR key is pressed twice
Current Data	Instant, 15-min., and Hourly Reading; Daily, Monthly, High and Low
Historical Data	15-min. and Hourly Reading; Daily, Monthly Highs and Lows
Alarms	High Threshold from Current Trend for Storm Clearing (Rising Trend) Low Threshold from Current Trend for Storm Warning (Falling Trend)
Range for Rising and Falling Trend Alarms	0.01 to 0.25" Hg (0.1 to 6.4 mm Hg, 0.1 to 8.5 hPa/mb)
Inside Relative Humidity (sensor located in console)	
Range	10 to 90% RH
Accuracy	±5%
Update Interval	1 minute
Current Data	Instant (user adjustable) and Hourly Reading; Daily, Monthly High and Low
Historical Data	Hourly Readings; Daily, Monthly Highs and Lows
Alarms	High and Low Threshold from Instant Reading
Outside Relative Humidity (sensor located in ISS)	
Range	1 to 100% RH
Accuracy	±3% (0 to 90% RH), ±4% (90 to 100% RH)
Temperature Coefficient	0.03% per °F (0.05% per °C), reference 68°F (20°C)
Drift	±0.5% per year
Update Interval	50 seconds to 1 minute
Current Data	Instant (user adjustable) and Hourly Reading; Daily, Monthly High and Low
Historical Data	Hourly Readings; Daily, Monthly Highs and Lows
Alarms	High and Low Threshold from Instant Reading
Extra Outside Relative Humidity (sensor located inside Temperature/Humidity Station)	
Range	0 to 100% RH
Accuracy	±3% (0 to 90% RH), ±4% (90 to 100% RH)
Temperature Coefficient	0.03% per °F (0.05% per °C), reference 68°F (20°C)
Drift	±0.5% per year
Update Interval	50 seconds to 1 minute
Current Data	Instant Reading (user adjustable)
Alarms	High and Low Threshold from Instant Reading
Dewpoint (calculated)	
Resolution and Units	1°F or 1°C (user-selectable)
Range	-105° to +130°F (-76° to +54°C)
Accuracy	±3°F (±1.5°C) (typical)
Update Interval	10 to 12 seconds
Source	World Meteorological Organization (WMO)
Equation Used	WMO Equation with respect to saturation of moist air over water
Variables Used	Instant Outside Temperature and Instant Outside Relative Humidity
Current Data	Instant Calculation; Daily, Monthly High and Low
Historical Data	Hourly Calculations; Daily, Monthly Highs and Lows
Alarms	High and Low Threshold from Instant Calculation
Heat Index (calculated)	
Resolution and Units	1°F or 1°C (user-selectable)
Range	-40° to +135°F (-40° to +57°C)

Accuracy	±3°F (±1.5°C) (typical)
Update Interval	10 to 12 seconds
Source	United States National Weather Service(NWS)/NOAA
Formulation Used	Steadman (1979) modified by US NWS/NOAA and Davis Instruments to increase range of use
Variables Used	Instant Outside Temperature and Instant Outside Relative Humidity
Current Data	Instant Calculation; Daily, Monthly High
Historical Data	Hourly Calculations; Daily, Monthly Highs
Alarm	High Threshold from Instant Calculation
Evapotranspiration (calculated, requires solar radiation sensor)	
Resolution and Units	0.01" or 0.25 mm (user-selectable)
Range	Daily to 99.99" (999.9 mm); Monthly & Yearly to 199.99" (1999.9 mm)
Accuracy	Greater of 0.01" (0.25 mm) or ±5%, Reference: side-by-side comparison against a CIMIS ET weather station
Update Interval	1 hour
Calculation and Source	Penman-Monteith Equation as implemented by CIMIS (California Irrigation Management Information System) including Net Radiation calculation
Current Data	Latest Hourly Total Calculation, Daily, Monthly, Yearly Total
Historical Data	Hourly, Daily, Monthly, Yearly Totals
Alarm	High Threshold from Latest Daily Total Calculation
Solar Radiation (requires solar radiation sensor)	
Resolution and Units	1 W/m ²
Range	0 to 1800 W/m ²
Accuracy	±5% of full scale (Reference: Eppley PSP at 1000 W/m ²)
Drift	up to ±2% per year
Cosine Reponse	±3% for angle of incidence from 0° to 75°
Temperature Coefficient	-0.067% per °F (-0.12% per °C); reference temperature = 77°F (25 °C)
Update Interval	50 seconds to 1 minute (5 minutes when dark)
Current Data	Instant Reading and Hourly Average; Daily, Monthly High
Historical Data	Hourly Average, Daily, Monthly Highs
Alarm	High Threshold from Instant Reading
Temperature Humidity Sun Wind Index (requires solar radiation sensor)	
Resolution and Units	1°F or 1°C (user-selectable)
Range	-90° to +135°F (-68° to +64°C)
Accuracy	±4°F (±2°C) (typical)
Update Interval	10 to 12 seconds
Sources and Formulation Used	United States National Weather Service(NWS)/NOAA Steadman (1979) modified by US NWS/NOAA and Davis Instruments to increase range of use and allow for cold weather use
Variables Used	Instant Outside Temperature, Instant Outside Relative Humidity, 10-minute Average Wind Speed, 10-minute Average Solar Radiation
Formulation Description	Uses Heat Index as base temperature, affects of wind and solar radiation are either added or subtracted from this base to give an overall effective temperature
Current Data	Instant and Hourly Calculation; Daily, Monthly High
Historical Data	Hourly Calculation; Daily, Monthly Highs
Alarm	High Threshold from Instant Reading
Ultra Violet (UV) Radiation Index (requires UV sensor)	
Resolution and Units	0.1 Index
Range	0 to 16 Index
Accuracy	±5% of full scale (Reference: Yankee UVB-1 at UV index 10 (Extremely High))
Cosine Reponse	±4% (0° to 65° incident angle); 9% (65° to 85° incident angle)
Update Interval	50 seconds to 1 minute (5 minutes when dark)
Current Data	Instant Reading and Hourly Average; Daily, Monthly High
Historical Data	Hourly Average, Daily, Monthly Highs
Alarm	High Threshold from Instant Calculation
Ultra Violet (UV) Radiation Dose (requires UV sensor)	
Resolution and Units	0.1 MEDs to 19.9 MEDs; 1 MED above 19.9 MEDS
Range	0 to 199 MEDs
Accuracy	±5% of daily total
Drift	up to ±2% per year
Update Interval	50 seconds to 1 minute (5 minutes when dark)
Current Data	Latest Daily Total (user resetable at any time from Current Screen)
Historical Data	Hourly, Daily Totals (user reset from Current Screen does not affect these values)
Alarm	High Threshold from Daily Total
Alarm Range	0 to 19.9 MEDs

Wireless Vantage Pro 2™ & Vantage Pro Plus 2™ Stations

VANTAGE PRO2™

Soil Moisture (requires soil moisture Sensor)

Resolution	1 cb
Range	0 to 200 cb
Update Interval	62.5 to 75 seconds
Current Data	Instant Reading; Daily and Monthly High and Low
Historical Data	Hourly Readings; Daily and Monthly Highs and Lows
Alarms	High and Low Thresholds from Instant Reading

Leaf Wetness (requires leaf wetness Sensor)

Resolution	1
Range	0 to 15
Dry/Wet Threshold	User-selectable
Accuracy	±0.5
Update Interval	(to be provided)
Current Data	Instant Reading; Daily High and Low; Monthly High
Historical Data	Hourly Readings; Daily Highs and Lows; Monthly Highs
Alarms	High and Low Thresholds from Instant Reading

Moon Phase

Console Resolution	1/8 (12.5%) of a lunar cycle, 1/4 (25%) of lighted face on console
WeatherLink Resolution	0.09% of a lunar cycle, 0.18% of lighted face maximum (depends on screen resolution)
Range	New Moon, Waxing Crescent, First Quarter, Waxing Gibbous, Full Moon, Waning Gibbous, Last Quarter, Waning Crescent
Accuracy	±38 minutes

Sunrise and Sunset

Resolution	1 minute
Accuracy	±1 minute
Reference	United States Naval Observatory

Clock

Resolution	1 minute
Units	Time: 12 or 24 hour format (user-selectable) Date: US or International format (user-selectable)
Accuracy	±8 seconds/month
Adjustments	Time: Automatic Daylight Savings Time (for users in North America, Europe and Australia that observe it in AUTO mode, MANUAL setting available for all other areas) Date: Automatic Leap Year
Alarms	Once per day at set time when active

Sensor Charts

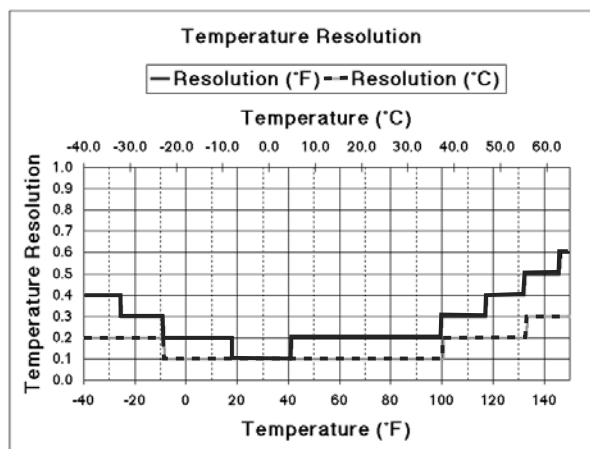


Figure 1. Temperature Resolution

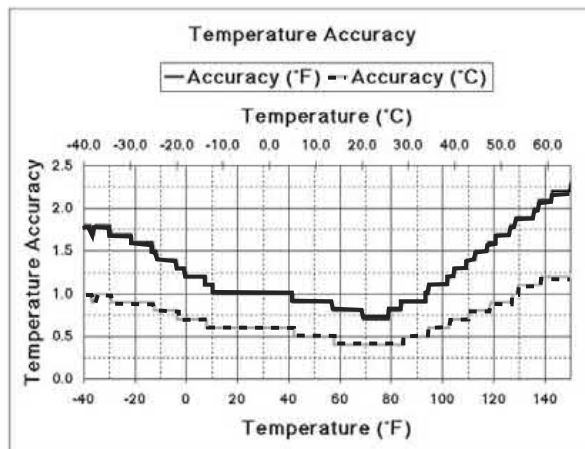


Figure 2. Temperature Accuracy

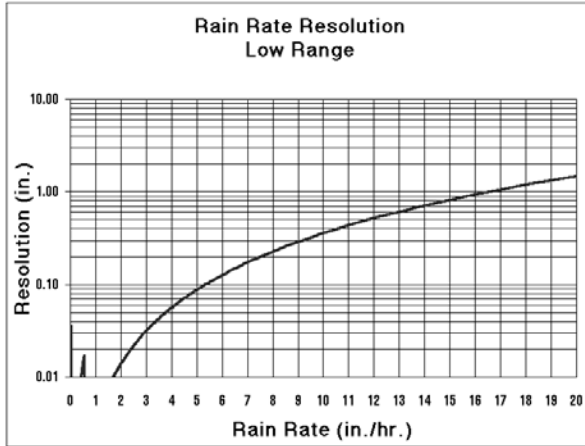


Figure 3. Low Range Rain Rate Resolution

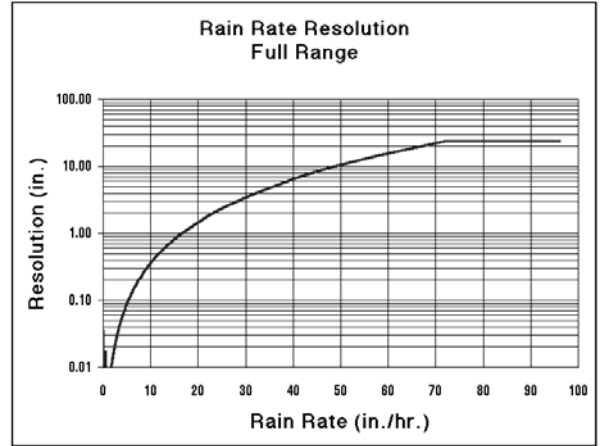


Figure 4. Full Range Rain Rate Resolution

Appendix D Tidal Data

D.1 Data awaited from EDF CEIDRE.

Appendix E Temperature and Conductivity Profile Sheets

Temperature Profiling Datasheets

Job Ref: 29816 Site: Project S



Hole ID:	PZ2009_1	Instrument Serial No.	47315	Date	18/04/2011	Time	14:08	
SWL (m)	2.091		TD (m)	~34.5				
Depth	Temp (°C)	EC (µS/cm)	Depth	Temp (°C)	EC (µS/cm)	Depth	Temp (°C)	EC (µS/cm)
1.00	-	-	21.00	10.7	6076	41.00		
2.00	-	-	22.00	10.7	15900	42.00		
3.00	9.7	1956	23.00	10.7	21700	43.00		
4.00	9.7	1908	24.00	10.7	25000	44.00		
5.00	8.9	1901	25.00	10.7	28600	45.00		
6.00	9.1	1877	26.00	10.7	30400	46.00		
7.00	9.5	1867	27.00	10.7	33200	47.00		
8.00	9.9	1834	28.00	10.7	34100	48.00		
9.00	10.2	1819	29.00	10.7	35000	49.00		
10.00	10.4	1814	30.00	10.7	35100	50.00		
11.00	10.5	1819	31.00	10.7	35100	51.00		
12.00	10.6	1802	32.00	10.7	37300	52.00		
13.00	10.6	1770	33.00	10.7	38200	53.00		
14.00	10.6	1715	34.00	10.9	24900	54.00		
15.00	10.7	1662	35.00	-	-	55.00		
16.00	10.7	1674	36.00	-	-	56.00		
17.00	10.7	1674	37.00			57.00		
18.00	10.7	1705	38.00			58.00		
19.00	10.7	1841	39.00			59.00		
20.00	10.7	9667	40.00			60.00		

*=unstable reading

Engineer: -	RE / JB	Signed:	
Reviewer: -	SHS	Signed:	

Temperature Profiling Datasheets

Job Ref: 29816 Site: Project S



Hole ID:	PZ2009_2	Instrument Serial No.	47315	Date	18/04/2011	Time	13:25	
SWL (m)	2.028		TD (m)	~49				
Depth	Temp (°C)	EC (µS/cm)	Depth	Temp (°C)	EC (µS/cm)	Depth	Temp (°C)	EC (µS/cm)
1.00	-	-	21.00	10.7	10100	41.00	10.9	38700
2.00	-	-	22.00	10.7	17600	42.00	10.9	38100
3.00	9.1	1876	23.00	10.7	22100	43.00	10.9	37500
4.00	8.7	1901	24.00	10.7	28460	44.00	10.9	37100
5.00	8.7	1925	25.00	10.7	31600	45.00	10.9	37000
6.00	9.1	1937	26.00	10.7	33100	46.00	10.9	21200
7.00	9.5	1932	27.00	10.7	35100	47.00	11.0	7995
8.00	9.5	1927	28.00	10.7	35100	48.00	-	-
9.00	10.1	1886	29.00	10.7	35100	49.00	-	-
10.00	10.4	2046	30.00	10.7	35800	50.00		
11.00	10.6	2801	31.00	10.7	36600	51.00		
12.00	10.6	2727	32.00	10.7	36900	52.00		
13.00	10.7	2664	33.00	10.7	37000	53.00		
14.00	10.7	2592	34.00	10.9	37000	54.00		
15.00	10.7	2537	35.00	10.9	37100	55.00		
16.00	10.7	2535	36.00	10.9	37100	56.00		
17.00	10.7	2532	37.00	10.9	37100	57.00		
18.00	10.7	2541	38.00	10.9	37100	58.00		
19.00	10.7	2569	39.00	10.9	37500	59.00		
20.00	10.7	2772	40.00	10.9	38100	60.00		

*=unstable reading

Engineer: -	RE / JB	Signed:	
Reviewer: -	SHS	Signed:	

Temperature Profiling Datasheets

Job Ref: 29816 Site: Project S



Hole ID:	PZ2009_3	Instrument Serial No.	47315	Date	19/04/2011	Time	15:50	
SWL (m)	2.096		TD (m)	~47.1				
Depth	Temp (°C)	EC (µS/cm)	Depth	Temp (°C)	EC (µS/cm)	Depth	Temp (°C)	EC (µS/cm)
1.00	-	-	21.00	10.6	10500	41.00	10.7	28600
2.00	-	-	22.00	10.6	12000	42.00	10.9	28500
3.00	9.6	4161*	23.00	10.6	16900	43.00	10.9	28900
4.00	9.0	4267	24.00	10.6	20600	44.00	10.9	29200
5.00	8.9	4237	25.00	10.6	24000	45.00	10.9	28700
6.00	9.1	4203	26.00	10.6	26200	46.00	10.9	29700
7.00	9.5	4239	27.00	10.6	26200	47.00	10.9	29900
8.00	9.6	4272*	28.00	10.6	27300	48.00	-	-
9.00	10.1	4226	29.00	10.6	27200	49.00	-	-
10.00	10.4	4027*	30.00	10.6	27400	50.00		
11.00	10.5	4094	31.00	10.7	27700	51.00		
12.00	10.5	4150	32.00	10.7	27400	52.00		
13.00	10.6	4022	33.00	10.7	28300	53.00		
14.00	10.6	3172	34.00	10.7	28500	54.00		
15.00	10.6	3002	35.00	10.7	28500	55.00		
16.00	10.6	3201	36.00	10.7	28500	56.00		
17.00	10.6	3458*	37.00	10.7	28600	57.00		
18.00	10.6	4686*	38.00	10.7	28600	58.00		
19.00	10.6	7175	39.00	10.7	28600	59.00		
20.00	10.6	9783	40.00	10.7	28600	60.00		

*=unstable reading

Engineer: -	RE / JB	Signed:	
Reviewer: -	SHS	Signed:	

Temperature Profiling Datasheets

Job Ref: 29816 Site: Project S



Hole ID:	PZ2009_4	Instrument Serial No.	47315	Date	18/04/2011	Time	13:37	
SWL (m)	1.874		TD (m)	18.76				
Depth	Temp (°C)	EC (µS/cm)	Depth	Temp (°C)	EC (µS/cm)	Depth	Temp (°C)	EC (µS/cm)
1.00	-	-	21.00			41.00		
2.00	11.2	2080	22.00			42.00		
3.00	9.5	1937	23.00			43.00		
4.00	9.0	1893	24.00			44.00		
5.00	8.9	1862	25.00			45.00		
6.00	9.0	1841	26.00			46.00		
7.00	9.4	1834	27.00			47.00		
8.00	9.9	1822	28.00			48.00		
9.00	10.1	1808	29.00			49.00		
10.00	10.4	1794	30.00			50.00		
11.00	10.5	1787	31.00			51.00		
12.00	10.6	1782	32.00			52.00		
13.00	10.6	1757	33.00			53.00		
14.00	10.6	1681	34.00			54.00		
15.00	10.6	1620	35.00			55.00		
16.00	10.6	1625	36.00			56.00		
17.00	10.7	1618	37.00			57.00		
18.00	10.7	1634	38.00			58.00		
19.00	-	-	39.00			59.00		
20.00	-	-	40.00			60.00		

*=unstable reading

Engineer: -	RE / JB	Signed:	
Reviewer: -	SHS	Signed:	

Temperature Profiling Datasheets

Job Ref: 29816 Site: Project S



Hole ID:	PZ2009_5	Instrument Serial No.	47315	Date	20/04/2011	Time	10:05	
SWL (m)	1.842		TD (m)	21.06				
Depth	Temp (°C)	EC (µS/cm)	Depth	Temp (°C)	EC (µS/cm)	Depth	Temp (°C)	EC (µS/cm)
1.00	-	-	21.00	10.7	8997*	41.00		
2.00	9.9	1352	22.00	-	-	42.00		
3.00	9.5	1333	23.00	-	-	43.00		
4.00	9.1	1329*	24.00			44.00		
5.00	9.1	1314	25.00			45.00		
6.00	9.5	1299	26.00			46.00		
7.00	9.7	1285	27.00			47.00		
8.00	10.1	1251	28.00			48.00		
9.00	10.4	1257	29.00			49.00		
10.00	10.5	1258	30.00			50.00		
11.00	10.5	1270	31.00			51.00		
12.00	10.6	1270	32.00			52.00		
13.00	10.6	1396*	33.00			53.00		
14.00	10.7	1404	34.00			54.00		
15.00	10.7	1423	35.00			55.00		
16.00	10.7	1417	36.00			56.00		
17.00	10.7	1426	37.00			57.00		
18.00	10.7	1418	38.00			58.00		
19.00	10.7	1418	39.00			59.00		
20.00	10.7	1933*	40.00			60.00		

*=unstable reading

Engineer: -	RE / JB	Signed:	
Reviewer: -	SHS	Signed:	

Temperature Profiling Datasheets

Job Ref: 29816 Site: Project S



Hole ID:	PZ2009_6	Instrument Serial No.	47315	Date	19/04/2011	Time	15:04	
SWL (m)	1.975		TD (m)	21.52				
Depth	Temp (°C)	EC (µS/cm)	Depth	Temp (°C)	EC (µS/cm)	Depth	Temp (°C)	EC (µS/cm)
1.00	-	-	21.00	10.7	7773	41.00		
2.00	11.5	875*	22.00	-	-	42.00		
3.00	9.2	865	23.00			43.00		
4.00	8.5	868	24.00			44.00		
5.00	8.5	855	25.00			45.00		
6.00	8.5	848	26.00			46.00		
7.00	9.0	860*	27.00			47.00		
8.00	9.4	866	28.00			48.00		
9.00	9.5	886	29.00			49.00		
10.00	9.9	860	30.00			50.00		
11.00	10.1	856	31.00			51.00		
12.00	10.2	856	32.00			52.00		
13.00	10.4	922	33.00			53.00		
14.00	10.5	1157	34.00			54.00		
15.00	10.6	1179	35.00			55.00		
16.00	10.6	1199	36.00			56.00		
17.00	10.6	1216*	37.00			57.00		
18.00	10.7	1476*	38.00			58.00		
19.00	10.7	3038*	39.00			59.00		
20.00	10.7	4225	40.00			60.00		

*=unstable reading

Engineer: -	RE / JB	Signed:	
Reviewer: -	SHS	Signed:	

Temperature Profiling Datasheets

Job Ref: 29816 Site: Project S



Hole ID:	PZ2009_7	Instrument Serial No.	47315	Date	19/04/2011	Time	13:06	
SWL (m)	1.942		TD (m)	20.72				
Depth	Temp (°C)	EC (µS/cm)	Depth	Temp (°C)	EC (µS/cm)	Depth	Temp (°C)	EC (µS/cm)
1.00	-	-	21.00	-	-	41.00		
2.00	11.2	1086	22.00			42.00		
3.00	9.4	1079	23.00			43.00		
4.00	8.9	1088	24.00			44.00		
5.00	8.9	1059	25.00			45.00		
6.00	9.1	1038	26.00			46.00		
7.00	9.4	1069	27.00			47.00		
8.00	10.0	1072	28.00			48.00		
9.00	10.1	1072	29.00			49.00		
10.00	10.4	1068	30.00			50.00		
11.00	10.6	1034	31.00			51.00		
12.00	10.9	1027	32.00			52.00		
13.00	11.0	1053	33.00			53.00		
14.00	11.0	1061	34.00			54.00		
15.00	11.0	1103	35.00			55.00		
16.00	11.1	1187	36.00			56.00		
17.00	11.1	1247	37.00			57.00		
18.00	11.1	1611	38.00			58.00		
19.00	11.1	3559*	39.00			59.00		
20.00	11.1	8116	40.00			60.00		

*=unstable reading

Engineer: -	RE / JB	Signed:	
Reviewer: -	SHS	Signed:	

Temperature Profiling Datasheets

Job Ref: 29816 Site: Project S



Hole ID:	PZ2009_8	Instrument Serial No.	47315	Date	18/04/2011	Time	13:49	
SWL (m)	2.019		TD (m)	35.70				
Depth	Temp (°C)	EC (µS/cm)	Depth	Temp (°C)	EC (µS/cm)	Depth	Temp (°C)	EC (µS/cm)
1.00	-	-	21.00	10.7	9950*	41.00		
2.00	-	-	22.00	10.7	16800	42.00		
3.00	9.1	1572	23.00	10.7	23000	43.00		
4.00	8.7	1562	24.00	10.7	26900	44.00		
5.00	8.7	1534	25.00	10.7	30000	45.00		
6.00	9.1	1545	26.00	10.7	22200	46.00		
7.00	9.4	1567	27.00	10.7	33100	47.00		
8.00	9.7	1568	28.00	10.7	33900	48.00		
9.00	10.1	1564	29.00	10.7	35100	49.00		
10.00	10.4	1559	30.00	10.7	37200	50.00		
11.00	10.5	1555	31.00	10.7	37500	51.00		
12.00	10.5	1555	32.00	10.7	37800	52.00		
13.00	10.6	1527	33.00	10.7	39000	53.00		
14.00	10.6	1518	34.00	10.9	39200	54.00		
15.00	10.6	1536	35.00	10.9	38700	55.00		
16.00	10.7	1542	36.00	-	-	56.00		
17.00	10.7	1547	37.00			57.00		
18.00	10.7	1568	38.00			58.00		
19.00	10.7	1905	39.00			59.00		
20.00	10.7	4225*	40.00			60.00		

*=unstable reading

Engineer: -	RE / JB	Signed:	
Reviewer: -	SHS	Signed:	

Temperature Profiling Datasheets

Job Ref: 29816 Site: Project S



Hole ID:	PZ2009_9	Instrument Serial No.	47315	Date	18/04/2011	Time	14:26	
SWL (m)	2.170		TD (m)	35.04				
Depth	Temp (°C)	EC (µS/cm)	Depth	Temp (°C)	EC (µS/cm)	Depth	Temp (°C)	EC (µS/cm)
1.00	-	-	21.00	10.7	10600	41.00		
2.00	-	-	22.00	10.7	16800	42.00		
3.00	8.9	2262	23.00	10.7	20510	43.00		
4.00	8.6	2241	24.00	10.7	25000	44.00		
5.00	8.6	2232	25.00	10.7	28600	45.00		
6.00	8.9	2243	26.00	10.7	30000	46.00		
7.00	9.2	2243	27.00	10.7	31500	47.00		
8.00	9.6	2214*	28.00	10.7	32300*	48.00		
9.00	10.1	2188	29.00	10.7	33100*	49.00		
10.00	10.4	2194	30.00	10.7	34660*	50.00		
11.00	10.5	2196	31.00	10.7	36900*	51.00		
12.00	10.5	2185	32.00	10.7	37200	52.00		
13.00	10.6	2207	33.00	10.7	37300	53.00		
14.00	10.6	2219	34.00	10.9	38200	54.00		
15.00	10.6	2215	35.00	10.9	39100	55.00		
16.00	10.7	2199	36.00	-	-	56.00		
17.00	10.7	2201	37.00			57.00		
18.00	10.7	2200	38.00			58.00		
19.00	10.7	2197	39.00			59.00		
20.00	10.7	2535	40.00			60.00		

*=unstable reading

Engineer: -	RE / JB	Signed:	
Reviewer: -	SHS	Signed:	

Temperature Profiling Datasheets

Job Ref: 29816 Site: Project S



Hole ID:	PZ2009_10	Instrument Serial No.	47315	Date	20/04/2011	Time	10:53	
SWL (m)	2.250		TD (m)	~35.3				
Depth	Temp (°C)	EC (µS/cm)	Depth	Temp (°C)	EC (µS/cm)	Depth	Temp (°C)	EC (µS/cm)
1.00	-	-	21.00	10.9	8174	41.00		
2.00	-	-	22.00	10.9	10100	42.00		
3.00	10.6	3440	23.00	10.9	13200	43.00		
4.00	9.6	3418	24.00	10.9	15700*	44.00		
5.00	9.5	3381	25.00	10.9	17800*	45.00		
6.00	9.6	3376	26.00	10.9	19100	46.00		
7.00	10.1	3309	27.00	10.9	19700	47.00		
8.00	10.4	3271*	28.00	10.9	19900	48.00		
9.00	10.7	3095*	29.00	10.9	20400	49.00		
10.00	11.1	3065	30.00	10.9	20800	50.00		
11.00	11.1	3130	31.00	10.9	21200	51.00		
12.00	11.1	3087*	32.00	10.9	22000	52.00		
13.00	11.1	3064	33.00	10.9	22100	53.00		
14.00	11.1	3065	34.00	10.9	23500*	54.00		
15.00	11.1	3046	35.00	10.9	24900	55.00		
16.00	11.1	2973*	36.00	-	-	56.00		
17.00	11.0	3032	37.00			57.00		
18.00	11.0	2607	38.00			58.00		
19.00	11.0	3317*	39.00			59.00		
20.00	11.0	6022*	40.00			60.00		

*=unstable reading

Engineer: -	RE / JB	Signed:	
Reviewer: -	SHS	Signed:	

Temperature Profiling Datasheets

Job Ref: 29816 Site: Project S



Hole ID:	PZ2009_11	Instrument Serial No.	47315	Date	19/04/2011	Time	08:40	
SWL (m)	4.029		TD (m)	20.27				
Depth	Temp (°C)	EC (µS/cm)	Depth	Temp (°C)	EC (µS/cm)	Depth	Temp (°C)	EC (µS/cm)
1.00	-	-	21.00	-	-	41.00		
2.00	-	-	22.00			42.00		
3.00	-	-	23.00			43.00		
4.00	-	-	24.00			44.00		
5.00	9.5	2484	25.00			45.00		
6.00	9.5	2495	26.00			46.00		
7.00	9.5	2515	27.00			47.00		
8.00	9.5	2528	28.00			48.00		
9.00	10.0	2502*	29.00			49.00		
10.00	10.2	2502	30.00			50.00		
11.00	10.4	2515	31.00			51.00		
12.00	10.4	2521	32.00			52.00		
13.00	10.6	2533	33.00			53.00		
14.00	10.7	2532	34.00			54.00		
15.00	10.7	2537	35.00			55.00		
16.00	10.9	2528	36.00			56.00		
17.00	10.9	2529	37.00			57.00		
18.00	10.9	4975*	38.00			58.00		
19.00	10.9	8598*	39.00			59.00		
20.00	10.9	12100	40.00			60.00		

*=unstable reading

Engineer: -	RE / JB	Signed:	
Reviewer: -	SHS	Signed:	

Temperature Profiling Datasheets

Job Ref: 29816 Site: Project S



Hole ID:	PZ2009_12	Instrument Serial No.	47315	Date	20/04/2011	Time	09:08	
SWL (m)	2.200		TD (m)	34.68				
Depth	Temp (°C)	EC (µS/cm)	Depth	Temp (°C)	EC (µS/cm)	Depth	Temp (°C)	EC (µS/cm)
1.00	-	-	21.00	10.6	2686*	41.00		
2.00	-	-	22.00	10.6	7174*	42.00		
3.00	9.2	966	23.00	10.6	14200*	43.00		
4.00	8.7	943	24.00	10.6	18500	44.00		
5.00	8.7	939	25.00	10.7	21000	45.00		
6.00	9.0	930	26.00	10.7	22600	46.00		
7.00	9.5	923	27.00	10.7	23900	47.00		
8.00	9.7	921	28.00	10.7	24000	48.00		
9.00	10.1	921	29.00	10.7	24800	49.00		
10.00	10.4	915	30.00	10.7	26000	50.00		
11.00	10.4	953	31.00	10.7	26700	51.00		
12.00	10.6	1746	32.00	10.7	27100*	52.00		
13.00	10.6	1811	33.00	10.7	28600	53.00		
14.00	10.8	1810	34.00	10.7	29400	54.00		
15.00	10.6	1798	35.00	-	-	55.00		
16.00	10.6	1811	36.00			56.00		
17.00	10.6	1850*	37.00			57.00		
18.00	10.6	1856	38.00			58.00		
19.00	10.6	1866	39.00			59.00		
20.00	10.6	1904	40.00			60.00		

*=unstable reading

Engineer: -	RE / JB	Signed:	
Reviewer: -	SHS	Signed:	

Temperature Profiling Datasheets

Job Ref: 29816 Site: Project S



Hole ID:	PZ2009_13	Instrument Serial No.	47315	Date	18/04/2011	Time	14:50	
SWL (m)	2.230		TD (m)	20.15				
Depth	Temp (°C)	EC (µS/cm)	Depth	Temp (°C)	EC (µS/cm)	Depth	Temp (°C)	EC (µS/cm)
1.00	-	-	21.00	-	-	41.00		
2.00	-	-	22.00			42.00		
3.00	9.5	1007	23.00			43.00		
4.00	8.7	1000	24.00			44.00		
5.00	8.7	991	25.00			45.00		
6.00	9.1	978	26.00			46.00		
7.00	9.1	981	27.00			47.00		
8.00	9.6	981	28.00			48.00		
9.00	10.0	986	29.00			49.00		
10.00	10.4	984	30.00			50.00		
11.00	10.5	972	31.00			51.00		
12.00	10.6	965	32.00			52.00		
13.00	10.7	960	33.00			53.00		
14.00	10.7	963	34.00			54.00		
15.00	10.9	965	35.00			55.00		
16.00	10.9	962	36.00			56.00		
17.00	10.9	966	37.00			57.00		
18.00	10.9	961	38.00			58.00		
19.00	10.9	968	39.00			59.00		
20.00	10.9	931	40.00			60.00		

*=unstable reading

Engineer: -	RE / JB	Signed:	
Reviewer: -	SHS	Signed:	

Temperature Profiling Datasheets

Job Ref: 29816 Site: Project S



Hole ID:	PZ2009_14	Instrument Serial No.	47315	Date	19/04/2011	Time	09:36	
SWL (m)	6.754		TD (m)	20.52				
Depth	Temp (°C)	EC (µS/cm)	Depth	Temp (°C)	EC (µS/cm)	Depth	Temp (°C)	EC (µS/cm)
1.00	-	-	21.00	-	-	41.00		
2.00	-	-	22.00			42.00		
3.00	-	-	23.00			43.00		
4.00	-	-	24.00			44.00		
5.00	-	-	25.00			45.00		
6.00	-	-	26.00			46.00		
7.00	10.6	366	27.00			47.00		
8.00	10.2	344	28.00			48.00		
9.00	10.2	341	29.00			49.00		
10.00	10.4	340	30.00			50.00		
11.00	10.5	338	31.00			51.00		
12.00	10.5	347	32.00			52.00		
13.00	10.6	348	33.00			53.00		
14.00	10.6	342	34.00			54.00		
15.00	10.6	345	35.00			55.00		
16.00	10.6	345	36.00			56.00		
17.00	10.6	345	37.00			57.00		
18.00	10.6	348	38.00			58.00		
19.00	10.7	347	39.00			59.00		
20.00	10.7	347	40.00			60.00		

*=unstable reading

Engineer: -	RE / JB	Signed:	
Reviewer: -	SHS	Signed:	

Temperature Profiling Datasheets

Job Ref: 29816 Site: Project S



Hole ID:	PZ2009_15	Instrument Serial No.	47315	Date	20/04/2011	Time	11:50	
SWL (m)	1.726		TD (m)	39.50				
Depth	Temp (°C)	EC (µS/cm)	Depth	Temp (°C)	EC (µS/cm)	Depth	Temp (°C)	EC (µS/cm)
1.00	-	-	21.00	10.7	11400	41.00		
2.00	9.6	1185	22.00	10.7	12800	42.00		
3.00	9.1	1195	23.00	10.7	14000	43.00		
4.00	8.7	1176	24.00	10.7	15400	44.00		
5.00	8.7	1168	25.00	10.7	16300	45.00		
6.00	8.9	1179	26.00	10.7	17500	46.00		
7.00	9.4	1184	27.00	10.7	18500	47.00		
8.00	9.6	1195	28.00	10.7	20500	48.00		
9.00	10.1	1185	29.00	10.7	21300	49.00		
10.00	10.4	1177	30.00	10.7	22300	50.00		
11.00	10.5	1162	31.00	10.7	23000	51.00		
12.00	10.6	1387	32.00	10.7	23300	52.00		
13.00	10.7	1391	33.00	10.7	23800	53.00		
14.00	10.7	1402*	34.00	10.7	24000	54.00		
15.00	10.7	1418	35.00	10.7	24000	55.00		
16.00	10.7	1405	36.00	10.9	23900	56.00		
17.00	10.7	1736	37.00	10.9	23900	57.00		
18.00	10.7	4225*	38.00	10.9	23900	58.00		
19.00	10.7	6898*	39.00	10.9	23900	59.00		
20.00	10.7	9180	40.00	-	-	60.00		

*=unstable reading

Engineer: -	RE / JB	Signed:	
Reviewer: -	SHS	Signed:	

Temperature Profiling Datasheets

Job Ref: 29816 Site: Project S



Hole ID:	PZ2009_16	Instrument Serial No.	47315	Date	19/04/2011	Time	11:08	
SWL (m)	3.997		TD (m)	~55.6				
Depth	Temp (°C)	EC (µS/cm)	Depth	Temp (°C)	EC (µS/cm)	Depth	Temp (°C)	EC (µS/cm)
1.00	-	-	21.00	11.4	989	41.00	11.2	29600
2.00	-	-	22.00	11.4	966	42.00	11.2	29600
3.00	-	-	23.00	11.4	997	43.00	11.2	29600
4.00	10.7	933	24.00	11.4	1028	44.00	11.2	29600
5.00	9.6	936	25.00	11.4	1202	45.00	11.2	29600
6.00	9.4	926	26.00	11.4	16000	46.00	11.2	29600
7.00	9.5	932	27.00	11.4	22600	47.00	11.2	28200
8.00	9.6	941	28.00	11.4	28100	48.00	11.2	24600
9.00	10.1	947	29.00	11.2	29600*	49.00	11.2	21400
10.00	10.6	941	30.00	11.2	29600	50.00	11.2	19500
11.00	10.9	933	31.00	11.2	29600	51.00	11.2	20500
12.00	11.0	925*	32.00	11.2	29600	52.00	11.2	21000*
13.00	11.1	943	33.00	11.2	29600	53.00	11.2	20400
14.00	11.2	947	34.00	11.2	29600	54.00	11.2	25700
15.00	11.2	975	35.00	11.2	29600	55.00	11.2	25800*
16.00	11.4	977	36.00	11.2	29600	56.00	-	-
17.00	11.4	978	37.00	11.2	29600	57.00		
18.00	11.4	973	38.00	11.2	29600	58.00		
19.00	11.4	981	39.00	11.2	29600	59.00		
20.00	11.4	966	40.00	11.2	29600	60.00		

*=unstable reading

Engineer: -	RE / JB	Signed:	
Reviewer: -	SHS	Signed:	

Temperature Profiling Datasheets

Job Ref: 29816 Site: Project S



Hole ID:	PZ2009_17	Instrument Serial No.	47315	Date	18/04/2011	Time	16:08	
SWL (m)	6.448		TD (m)	20.96				
Depth	Temp (°C)	EC (µS/cm)	Depth	Temp (°C)	EC (µS/cm)	Depth	Temp (°C)	EC (µS/cm)
1.00	-	-	21.00	-	-	41.00		
2.00	-	-	22.00			42.00		
3.00	-	-	23.00			43.00		
4.00	-	-	24.00			44.00		
5.00	-	-	25.00			45.00		
6.00	-	-	26.00			46.00		
7.00	11.1	238	27.00			47.00		
8.00	10.4	235	28.00			48.00		
9.00	10.1	232	29.00			49.00		
10.00	10.1	232	30.00			50.00		
11.00	10.1	236	31.00			51.00		
12.00	10.2	246	32.00			52.00		
13.00	10.4	265	33.00			53.00		
14.00	10.4	272	34.00			54.00		
15.00	10.4	277	35.00			55.00		
16.00	10.4	277	36.00			56.00		
17.00	10.2	307	37.00			57.00		
18.00	10.2	383	38.00			58.00		
19.00	10.2	543	39.00			59.00		
20.00	10.2	592	40.00			60.00		

*=unstable reading

Engineer: -	RE / JB	Signed:	
Reviewer: -	SHS	Signed:	

Temperature Profiling Datasheets

Job Ref: 29816 Site: Project S



Hole ID:	PZ2009_18	Instrument Serial No.	47315	Date	18/04/2011	Time	13:48	
SWL (m)	1.238		TD (m)	14.25				
Depth	Temp (°C)	EC (µS/cm)	Depth	Temp (°C)	EC (µS/cm)	Depth	Temp (°C)	EC (µS/cm)
1.00	-	-	21.00			41.00		
2.00	10.4	2506	22.00			42.00		
3.00	9.2	2484	23.00			43.00		
4.00	8.7	2522	24.00			44.00		
5.00	8.7	2516	25.00			45.00		
6.00	9.1	2476	26.00			46.00		
7.00	9.5	2546*	27.00			47.00		
8.00	9.6	2563	28.00			48.00		
9.00	10.4	3059	29.00			49.00		
10.00	10.4	3310	30.00			50.00		
11.00	10.5	3845	31.00			51.00		
12.00	10.5	4781*	32.00			52.00		
13.00	10.5	5818*	33.00			53.00		
14.00	10.5	6227*	34.00			54.00		
15.00	-	-	35.00			55.00		
16.00			36.00			56.00		
17.00			37.00			57.00		
18.00			38.00			58.00		
19.00			39.00			59.00		
20.00			40.00			60.00		

*=unstable reading

Engineer: -	RE / JB	Signed:	
Reviewer: -	SHS	Signed:	

Temperature Profiling Datasheets

Job Ref: 29816 Site: Project S



Hole ID:	PZ2009_19	Instrument Serial No.	47315	Date	18/04/2011	Time	16:20	
SWL (m)	7.410		TD (m)	12.18				
Depth	Temp (°C)	EC (µS/cm)	Depth	Temp (°C)	EC (µS/cm)	Depth	Temp (°C)	EC (µS/cm)
1.00			21.00			41.00		
2.00			22.00			42.00		
3.00			23.00			43.00		
4.00			24.00			44.00		
5.00			25.00			45.00		
6.00			26.00			46.00		
7.00			27.00			47.00		
8.00	10.2	218	28.00			48.00		
9.00	9.9	220	29.00			49.00		
10.00	9.9	217	30.00			50.00		
11.00	9.9	218	31.00			51.00		
12.00	10.0	231	32.00			52.00		
13.00	-	-	33.00			53.00		
14.00			34.00			54.00		
15.00			35.00			55.00		
16.00			36.00			56.00		
17.00			37.00			57.00		
18.00			38.00			58.00		
19.00			39.00			59.00		
20.00			40.00			60.00		

*=unstable reading

Engineer: -	RE / JB	Signed:	
Reviewer: -	SHS	Signed:	

Temperature Profiling Datasheets

Job Ref: 29816 Site: Project S



Hole ID:	PZ2009_20	Instrument Serial No.	47315	Date	18/04/2011	Time	15:45	
SWL (m)	6.965		TD (m)	11.66				
Depth	Temp (°C)	EC (µS/cm)	Depth	Temp (°C)	EC (µS/cm)	Depth	Temp (°C)	EC (µS/cm)
1.00			21.00			41.00		
2.00			22.00			42.00		
3.00			23.00			43.00		
4.00			24.00			44.00		
5.00			25.00			45.00		
6.00			26.00			46.00		
7.00	10.0	397	27.00			47.00		
8.00	10.0	396	28.00			48.00		
9.00	10.0	398	29.00			49.00		
10.00	10.1	385	30.00			50.00		
11.00	10.4	417	31.00			51.00		
12.00	-	-	32.00			52.00		
13.00			33.00			53.00		
14.00			34.00			54.00		
15.00			35.00			55.00		
16.00			36.00			56.00		
17.00			37.00			57.00		
18.00			38.00			58.00		
19.00			39.00			59.00		
20.00			40.00			60.00		

*=unstable reading

Engineer: -	RE / JB	Signed:	
Reviewer: -	SHS	Signed:	

Temperature Profiling Datasheets

Job Ref: 29816 Site: Project S



Hole ID:	PZ2009_21	Instrument Serial No.	47315	Date	19/04/2011	Time	10:20	
SWL (m)	5.695	TD (m)	10.10					
Depth	Temp (°C)	EC (µS/cm)	Depth	Temp (°C)	EC (µS/cm)	Depth	Temp (°C)	EC (µS/cm)
1.00			21.00			41.00		
2.00			22.00			42.00		
3.00			23.00			43.00		
4.00			24.00			44.00		
5.00			25.00			45.00		
6.00	12.0	1029	26.00			46.00		
7.00	11.6	1031	27.00			47.00		
8.00	11.6	1027	28.00			48.00		
9.00	11.9	1021	29.00			49.00		
10.00	12.0	1028	30.00			50.00		
11.00	-	-	31.00			51.00		
12.00			32.00			52.00		
13.00			33.00			53.00		
14.00			34.00			54.00		
15.00			35.00			55.00		
16.00			36.00			56.00		
17.00			37.00			57.00		
18.00			38.00			58.00		
19.00			39.00			59.00		
20.00			40.00			60.00		

*=unstable reading

Engineer: -	RE / JB	Signed:	
Reviewer: -	SHS	Signed:	

Temperature Profiling Datasheets

Job Ref: 29816 Site: Project S



Hole ID:	PZ2009_1	Instrument Serial No.		Date	26/05/11	Time	15:40	
SWL (m)	2.199	TD (m)		~33.95				
Depth	Temp (°C)	EC (µS/cm)	Depth	Temp (°C)	EC (µS/cm)	Depth	Temp (°C)	EC (µS/cm)
1.00	-	-	21.00	10.9	3603*	41.00		
2.00	-	-	22.00	10.9	6348*	42.00		
3.00	12.1	869	23.00	10.9	8959*	43.00		
4.00	11.2	850	24.00	10.9	10500	44.00		
5.00	10.5	847	25.00	10.9	11300	45.00		
6.00	10.1	853	26.00	10.9	11900	46.00		
7.00	10.1	853	27.00	10.9	12300	47.00		
8.00	10.2	853	28.00	10.9	12600	48.00		
9.00	10.4	847	29.00	10.9	13200	49.00		
10.00	10.5	842	30.00	10.9	13200	50.00		
11.00	10.6	819	31.00	10.9	13200	51.00		
12.00	10.6	821	32.00	10.9	14300	52.00		
13.00	10.7	824	33.00	10.9	14900	53.00		
14.00	10.7	810	34.00			54.00		
15.00	10.7	824	35.00			55.00		
16.00	10.9	822	36.00			56.00		
17.00	10.9	822	37.00			57.00		
18.00	10.9	822	38.00			58.00		
19.00	10.9	822	39.00			59.00		
20.00	10.9	832	40.00			60.00		

*=unstable reading

Engineer: -		Signed:	
Reviewer: -		Signed:	

Temperature Profiling Datasheets

Job Ref: 29816 Site: Project S



Hole ID:	PZ2009_2	Instrument Serial No.		Date	26/05/11	Time	15:30	
SWL (m)	2.204	TD (m)		~46.1				
Depth	Temp (°C)	EC (µS/cm)	Depth	Temp (°C)	EC (µS/cm)	Depth	Temp (°C)	EC (µS/cm)
1.00	-	-	21.00	10.9	4934*	41.00	11.0	13200
2.00	-	-	22.00	10.9	6885*	42.00	11.0	13200
3.00	12.4	1027	23.00	10.9	8337	43.00	11.0	13200
4.00	11.2	1077	24.00	10.9	9135*	44.00	11.0	13200
5.00	10.4	1083	25.00	10.9	10100	45.00	11.0	12900
6.00	10.1	1097	26.00	10.9	10900	46.00	11.0	12700
7.00	10.0	1111	27.00	10.9	11600	47.00		
8.00	10.1	1081	28.00	10.9	11900	48.00		
9.00	10.2	1048	29.00	10.9	12100	49.00		
10.00	10.4	1047*	30.00	10.9	12100	50.00		
11.00	10.6	1080*	31.00	10.9	12700	51.00		
12.00	10.9	1075*	32.00	10.9	12900	52.00		
13.00	10.9	1056	33.00	10.9	13000	53.00		
14.00	10.9	1027	34.00	10.9	12900	54.00		
15.00	10.9	1013	35.00	10.9	12900	55.00		
16.00	10.9	1023	36.00	10.9	12900	56.00		
17.00	10.9	1039	37.00	10.9	13200	57.00		
18.00	10.9	1042	38.00	10.9	13200	58.00		
19.00	10.9	1073	39.00	10.9	13200	59.00		
20.00	10.9	2512*	40.00	11.0	13200	60.00		

*=unstable reading

Engineer: -		Signed:	
Reviewer: -		Signed:	

Temperature Profiling Datasheets

Job Ref: 29816 Site: Project S



Hole ID:	PZ2009_3	Instrument Serial No.		Date	26/05/11	Time	11:26	
SWL (m)	2.185		TD (m)	~47.1 silty base				
Depth	Temp (°C)	EC (µS/cm)	Depth	Temp (°C)	EC (µS/cm)	Depth	Temp (°C)	EC (µS/cm)
1.00	-	-	21.00	10.7	6571	41.00	10.9	15300
2.00	-	-	22.00	10.7	8926*	42.00	10.9	15500
3.00	12.0	2981*	23.00	10.7	10300*	43.00	10.9	15600
4.00	11.2	3199*	24.00	10.7	11200	44.00	10.9	15600
5.00	10.6	3271	25.00	10.7	12100	45.00	10.9	15600
6.00	10.4	3201	26.00	10.7	12900	46.00	11.0	15900
7.00	10.2	3333	27.00	10.7	13500	47.00	11.0	16000
8.00	10.2	3355*	28.00	10.7	14300	48.00		
9.00	10.4	3351*	29.00	10.7	14300	49.00		
10.00	10.4	3200*	30.00	10.7	14400	50.00		
11.00	10.5	2656*	31.00	10.7	14800	51.00		
12.00	10.6	1965*	32.00	10.7	14900	52.00		
13.00	10.7	1825*	33.00	10.7	14900	53.00		
14.00	10.7	1757*	34.00	10.7	14900	54.00		
15.00	10.7	1727*	35.00	10.7	14900	55.00		
16.00	10.7	1835*	36.00	10.9	14900	56.00		
17.00	10.7	2047*	37.00	10.9	15200	57.00		
18.00	10.7	2899*	38.00	10.9	15300	58.00		
19.00	10.7	4472*	39.00	10.9	15300	59.00		
20.00	10.7	5647*	40.00	10.9	15300	60.00		

*=unstable reading

Engineer: -		Signed:	
Reviewer: -		Signed:	

Temperature Profiling Datasheets

Job Ref: 29816 Site: Project S



Hole ID:	PZ2009_4	Instrument Serial No.		Date	26/05/11	Time	17:25	
SWL (m)	1.945		TD (m)	18.75				
Depth	Temp (°C)	EC (µS/cm)	Depth	Temp (°C)	EC (µS/cm)	Depth	Temp (°C)	EC (µS/cm)
1.00	-	-	21.00			41.00		
2.00	14.6	862	22.00			42.00		
3.00	12.4	819	23.00			43.00		
4.00	11.1	801	24.00			44.00		
5.00	10.4	783	25.00			45.00		
6.00	10.1	801	26.00			46.00		
7.00	10.1	803	27.00			47.00		
8.00	10.2	802	28.00			48.00		
9.00	10.4	804	29.00			49.00		
10.00	10.5	802	30.00			50.00		
11.00	10.6	813	31.00			51.00		
12.00	10.7	810	32.00			52.00		
13.00	10.7	796	33.00			53.00		
14.00	10.7	789	34.00			54.00		
15.00	10.9	781	35.00			55.00		
16.00	10.9	778	36.00			56.00		
17.00	10.9	778	37.00			57.00		
18.00	10.9	778	38.00			58.00		
19.00			39.00			59.00		
20.00			40.00			60.00		

*=unstable reading

Engineer: -		Signed:	
Reviewer: -		Signed:	

Temperature Profiling Datasheets

Job Ref: 29816 Site: Project S



Hole ID:	PZ2009_5	Instrument Serial No.		Date	26/05/11	Time	17:30	
SWL (m)	1.754	TD (m)	21.06					
Depth	Temp (°C)	EC (µS/cm)	Depth	Temp (°C)	EC (µS/cm)	Depth	Temp (°C)	EC (µS/cm)
1.00	-	-	21.00	10.9	4452	41.00		
2.00	13.0	671	22.00			42.00		
3.00	12.0	668	23.00			43.00		
4.00	11.1	660	24.00			44.00		
5.00	10.6	653	25.00			45.00		
6.00	10.4	655	26.00			46.00		
7.00	10.4	643	27.00			47.00		
8.00	10.4	649	28.00			48.00		
9.00	10.5	656	29.00			49.00		
10.00	10.6	662	30.00			50.00		
11.00	10.6	665	31.00			51.00		
12.00	10.7	713	32.00			52.00		
13.00	10.9	716	33.00			53.00		
14.00	10.9	718	34.00			54.00		
15.00	10.9	726	35.00			55.00		
16.00	10.9	711	36.00			56.00		
17.00	10.9	730	37.00			57.00		
18.00	10.9	724	38.00			58.00		
19.00	10.9	723	39.00			59.00		
20.00	10.9	2431*	40.00			60.00		

*=unstable reading

Engineer: -		Signed:	
Reviewer: -		Signed:	

Temperature Profiling Datasheets

Job Ref: 29816 Site: Project S



Hole ID:	PZ2009_6	Instrument Serial No.		Date	20/05/11	Time	10:50	
SWL (m)	2.107		TD (m)	~21.55				
Depth	Temp (°C)	EC (µS/cm)	Depth	Temp (°C)	EC (µS/cm)	Depth	Temp (°C)	EC (µS/cm)
1.00	-	-	21.00	10.9	4781*	41.00		
2.00	-	-	22.00			42.00		
3.00	11.6	569	23.00			43.00		
4.00	10.7	564	24.00			44.00		
5.00	10.4	559	25.00			45.00		
6.00	9.9	563	26.00			46.00		
7.00	9.9	562	27.00			47.00		
8.00	10.0	556	28.00			48.00		
9.00	10.1	548	29.00			49.00		
10.00	10.2	543	30.00			50.00		
11.00	10.4	554	31.00			51.00		
12.00	10.4	591	32.00			52.00		
13.00	10.5	653	33.00			53.00		
14.00	10.6	706	34.00			54.00		
15.00	10.7	703	35.00			55.00		
16.00	10.7	726	36.00			56.00		
17.00	10.7	884	37.00			57.00		
18.00	10.7	1296*	38.00			58.00		
19.00	10.7	1949	39.00			59.00		
20.00	10.9	2818	40.00			60.00		

*=unstable reading

Engineer: -		Signed:	
Reviewer: -		Signed:	

Temperature Profiling Datasheets

Job Ref: 29816 Site: Project S



Hole ID:	PZ2009_7	Instrument Serial No.		Date	26/05/11	Time		
SWL (m)	2.042		TD (m)	20.722				
Depth	Temp (°C)	EC (µS/cm)	Depth	Temp (°C)	EC (µS/cm)	Depth	Temp (°C)	EC (µS/cm)
1.00	-	-	21.00			41.00		
2.00	-	-	22.00			42.00		
3.00	12.0	671	23.00			43.00		
4.00	10.7	641	24.00			44.00		
5.00	10.5	630	25.00			45.00		
6.00	10.4	611	26.00			46.00		
7.00	10.1	608	27.00			47.00		
8.00	10.2	621	28.00			48.00		
9.00	10.4	598	29.00			49.00		
10.00	10.5	618	30.00			50.00		
11.00	10.9	622	31.00			51.00		
12.00	11.0	617	32.00			52.00		
13.00	11.1	599	33.00			53.00		
14.00	11.1	622	34.00			54.00		
15.00	11.1	674	35.00			55.00		
16.00	11.1	739	36.00			56.00		
17.00	11.1	799	37.00			57.00		
18.00	11.1	1077	38.00			58.00		
19.00	11.1	2080*	39.00			59.00		
20.00	11.1	4015*	40.00			60.00		

*=unstable reading

Engineer: -		Signed:	
Reviewer: -		Signed:	

Temperature Profiling Datasheets

Job Ref: 29816 Site: Project S



Hole ID:	PZ2009_8	Instrument Serial No.		Date	26/05/11	Time	14:38	
SWL (m)	2.102		TD (m)	35.27				
Depth	Temp (°C)	EC (µS/cm)	Depth	Temp (°C)	EC (µS/cm)	Depth	Temp (°C)	EC (µS/cm)
1.00	-	-	21.00	10.9	5006*	41.00		
2.00	-	-	22.00	10.9	8273*	42.00		
3.00	12.7	884	23.00	10.9	10100	43.00		
4.00	11.2	828	24.00	10.9	11300	44.00		
5.00	10.5	807	25.00	10.9	12400	45.00		
6.00	10.1	797	26.00	10.9	12900	46.00		
7.00	10.1	790	27.00	10.9	13200	47.00		
8.00	10.1	789	28.00	10.9	13300	48.00		
9.00	10.4	782	29.00	10.9	13500	49.00		
10.00	10.4	777	30.00	10.9	14800	50.00		
11.00	10.5	753	31.00	10.9	14900	51.00		
12.00	10.6	771*	32.00	10.9	14700	52.00		
13.00	10.7	769	33.00	10.9	15000	53.00		
14.00	10.7	776	34.00	10.9	15300	54.00		
15.00	10.7	776	35.00	10.9	15300	55.00		
16.00	10.9	772	36.00			56.00		
17.00	10.9	770	37.00			57.00		
18.00	10.9	797	38.00			58.00		
19.00	10.9	862	39.00			59.00		
20.00	10.9	1869*	40.00			60.00		

*=unstable reading

Engineer: -		Signed:	
Reviewer: -		Signed:	

Temperature Profiling Datasheets

Job Ref: 29816 Site: Project S



Hole ID:	PZ2009_9	Instrument Serial No.		Date	26/05/11	16:47		
SWL (m)	2.204		TD (m)	~35.08				
Depth	Temp (°C)	EC (µS/cm)	Depth	Temp (°C)	EC (µS/cm)	Depth	Temp (°C)	EC (µS/cm)
1.00	-	-	21.00	10.9	4923*	41.00		
2.00	-	-	22.00	10.9	6973*	42.00		
3.00	12.2	1120	23.00	10.9	8863*	43.00		
4.00	11.1	1097	24.00	10.9	10700*	44.00		
5.00	10.4	1097	25.00	10.9	11900	45.00		
6.00	10.0	1091	26.00	10.9	12400	46.00		
7.00	10.0	1093	27.00	10.9	12800	47.00		
8.00	10.1	1091	28.00	10.9	13200	48.00		
9.00	10.2	1099	29.00	10.9	13500	49.00		
10.00	10.4	1097	30.00	10.9	13400	50.00		
11.00	10.5	1091	31.00	10.9	14700	51.00		
12.00	10.6	1084	32.00	10.9	14900	52.00		
13.00	10.7	1070	33.00	10.9	14900	53.00		
14.00	10.7	1048	34.00	10.9	15300	54.00		
15.00	10.7	1073	35.00	10.9	15500	55.00		
16.00	10.9	1075	36.00			56.00		
17.00	10.9	1074	37.00			57.00		
18.00	10.9	1065	38.00			58.00		
19.00	10.9	1075	39.00			59.00		
20.00	10.9	1214	40.00			60.00		

*=unstable reading

Engineer: -		Signed:	
Reviewer: -		Signed:	

Temperature Profiling Datasheets

Job Ref: 29816 Site: Project S



Hole ID:	PZ2009_10	Instrument Serial No.		Date	26/05/11	Time	14:40	
SWL (m)	2.360		TD (m)	~35.30				
Depth	Temp (°C)	EC (µS/cm)	Depth	Temp (°C)	EC (µS/cm)	Depth	Temp (°C)	EC (µS/cm)
1.00	-	-	21.00	11.0	6585*	41.00		
2.00	-	-	22.00	11.0	7669*	42.00		
3.00	13.0	2805	23.00	11.0	9112*	43.00		
4.00	12.0	2865*	24.00	11.0	10100	44.00		
5.00	11.1	2812	25.00	10.9	11200	45.00		
6.00	10.7	2788	26.00	10.9	12200	46.00		
7.00	10.6	2746*	27.00	10.9	12600	47.00		
8.00	10.9	2769	28.00	10.9	12800	48.00		
9.00	11.0	2788	29.00	10.9	12900	49.00		
10.00	11.1	2777	30.00	10.9	12900	50.00		
11.00	11.1	2744	31.00	10.9	13200	51.00		
12.00	11.2	2714*	32.00	10.9	13200	52.00		
13.00	11.1	2682	33.00	10.9	13400	53.00		
14.00	11.1	2595	34.00	10.9	14100	54.00		
15.00	11.1	1718*	35.00	10.9	14700	55.00		
16.00	11.1	1418	36.00			56.00		
17.00	11.1	1407*	37.00			57.00		
18.00	11.1	2130*	38.00			58.00		
19.00	11.0	3399*	39.00			59.00		
20.00	11.0	4981*	40.00			60.00		

*=unstable reading

Engineer: -		Signed:	
Reviewer: -		Signed:	

Temperature Profiling Datasheets

Job Ref: 29816 Site: Project S



Hole ID:	PZ2009_11	Instrument Serial No.		Date	26/05/11	Time	12:35	
SWL (m)	3.985		TD (m)	20.28				
Depth	Temp (°C)	EC (µS/cm)	Depth	Temp (°C)	EC (µS/cm)	Depth	Temp (°C)	EC (µS/cm)
1.00	-	-	21.00			41.00		
2.00	-	-	22.00			42.00		
3.00	-	-	23.00			43.00		
4.00	12.1	1460*	24.00			44.00		
5.00	11.1	1417	25.00			45.00		
6.00	10.4	1395	26.00			46.00		
7.00	10.2	1374	27.00			47.00		
8.00	10.2	1374	28.00			48.00		
9.00	10.4	1372	29.00			49.00		
10.00	10.4	1374	30.00			50.00		
11.00	10.5	1373	31.00			51.00		
12.00	10.6	1363	32.00			52.00		
13.00	10.9	1362	33.00			53.00		
14.00	10.9	1342	34.00			54.00		
15.00	10.9	1362	35.00			55.00		
16.00	10.9	1446	36.00			56.00		
17.00	11.0	1901	37.00			57.00		
18.00	11.0	2727*	38.00			58.00		
19.00	11.0	4277*	39.00			59.00		
20.00	11.0	5744	40.00			60.00		

*=unstable reading

Engineer: -		Signed:	
Reviewer: -		Signed:	

Temperature Profiling Datasheets

Job Ref: 29816 Site: Project S



Hole ID:	PZ2009_12	Instrument Serial No.		Date	26/05/11	Time	16:28	
SWL (m)	2.105		TD (m)	~34.6 very silty				
Depth	Temp (°C)	EC (µS/cm)	Depth	Temp (°C)	EC (µS/cm)	Depth	Temp (°C)	EC (µS/cm)
1.00	-	-	21.00	10.9	4453*	41.00		
2.00	-	-	22.00	10.9	7764*	42.00		
3.00	12.7	580	23.00	10.9	9719*	43.00		
4.00	11.4	560	24.00	10.9	10800	44.00		
5.00	10.6	544	25.00	10.9	11600	45.00		
6.00	10.4	546	26.00	10.9	12400	46.00		
7.00	10.4	558	27.00	10.9	12700	47.00		
8.00	10.2	558	28.00	10.9	13000	48.00		
9.00	10.4	560	29.00	10.9	13400	49.00		
10.00	10.4	611	30.00	10.9	14200	50.00		
11.00	10.6	704	31.00	10.9	14800	51.00		
12.00	10.7	740	32.00	10.9	14900	52.00		
13.00	10.9	724	33.00	10.9	15300	53.00		
14.00	10.9	758	34.00	10.9	15300	54.00		
15.00	10.9	750	35.00			55.00		
16.00	10.9	745	36.00			56.00		
17.00	10.9	770	37.00			57.00		
18.00	10.9	758	38.00			58.00		
19.00	10.9	808	39.00			59.00		
20.00	10.9	1531*	40.00			60.00		

*=unstable reading

Engineer: -		Signed:	
Reviewer: -		Signed:	

Temperature Profiling Datasheets

Job Ref: 29816 Site: Project S



Hole ID:	PZ2009_13	Instrument Serial No.		Date	26/05/11	Time	17:45	
SWL (m)	2.218		TD (m)	~20.16				
Depth	Temp (°C)	EC (µS/cm)	Depth	Temp (°C)	EC (µS/cm)	Depth	Temp (°C)	EC (µS/cm)
1.00	-	-	21.00			41.00		
2.00	-	-	22.00			42.00		
3.00	12.1	497	23.00			43.00		
4.00	11.0	495	24.00			44.00		
5.00	10.1	495	25.00			45.00		
6.00	9.9	495	26.00			46.00		
7.00	9.9	496	27.00			47.00		
8.00	10.1	494	28.00			48.00		
9.00	10.2	499	29.00			49.00		
10.00	10.4	496	30.00			50.00		
11.00	10.6	487	31.00			51.00		
12.00	10.7	492	32.00			52.00		
13.00	10.9	487	33.00			53.00		
14.00	10.9	488	34.00			54.00		
15.00	10.9	494	35.00			55.00		
16.00	11.0	489	36.00			56.00		
17.00	11.0	493	37.00			57.00		
18.00	11.0	484	38.00			58.00		
19.00	11.0	493	39.00			59.00		
20.00	11.0	488	40.00			60.00		

*=unstable reading

Engineer: -		Signed:	
Reviewer: -		Signed:	

Temperature Profiling Datasheets

Job Ref: 29816 Site: Project S



Hole ID:	PZ2009_14	Instrument Serial No.	47315	Date	20/05/11	Time	12:05	
SWL (m)	6.732		TD (m)	~20.55				
Depth	Temp (°C)	EC (µS/cm)	Depth	Temp (°C)	EC (µS/cm)	Depth	Temp (°C)	EC (µS/cm)
1.00	-	-	21.00			41.00		
2.00	-	-	22.00			42.00		
3.00	-	-	23.00			43.00		
4.00	-	-	24.00			44.00		
5.00	-	-	25.00			45.00		
6.00	-	-	26.00			46.00		
7.00	12.4	267	27.00			47.00		
8.00	10.9	243	28.00			48.00		
9.00	10.5	240	29.00			49.00		
10.00	10.5	246	30.00			50.00		
11.00	10.5	244	31.00			51.00		
12.00	10.6	246	32.00			52.00		
13.00	10.7	245	33.00			53.00		
14.00	10.7	248	34.00			54.00		
15.00	10.9	246	35.00			55.00		
16.00	10.9	244	36.00			56.00		
17.00	10.9	246	37.00			57.00		
18.00	10.9	246	38.00			58.00		
19.00	10.9	246	39.00			59.00		
20.00	10.9	248	40.00			60.00		

*=unstable reading

Engineer: -		Signed:	
Reviewer: -		Signed:	

Temperature Profiling Datasheets

Job Ref: 29816 Site: Project S



Hole ID:	PZ2009_15	Instrument Serial No.		Date	27/05/11	Time	08:50	
SWL (m)	1.734	TD (m)	39.95					
Depth	Temp (°C)	EC (µS/cm)	Depth	Temp (°C)	EC (µS/cm)	Depth	Temp (°C)	EC (µS/cm)
1.00	-	-	21.00	10.9	7273*	41.00		
2.00	12.6	678	22.00	10.9	8050*	42.00		
3.00	12.2	667	23.00	10.9	8959*	43.00		
4.00	11.1	669	24.00	10.9	9908*	44.00		
5.00	10.4	667	25.00	10.9	10500	45.00		
6.00	10.1	672	26.00	10.9	10800	46.00		
7.00	10.1	679	27.00	10.9	11700	47.00		
8.00	10.2	679	28.00	10.9	12300	48.00		
9.00	10.4	681	29.00	10.9	12700	49.00		
10.00	10.4	683	30.00	10.9	13400	50.00		
11.00	10.5	747	31.00	10.9	13700	51.00		
12.00	10.7	761	32.00	10.9	13900	52.00		
13.00	10.7	756	33.00	10.9	14000	53.00		
14.00	10.7	769	34.00	10.9	14100	54.00		
15.00	10.7	761	35.00	10.9	14100	55.00		
16.00	10.7	786	36.00	10.9	14100	56.00		
17.00	10.7	1526	37.00	10.9	14200	57.00		
18.00	10.7	2944*	38.00	10.9	14300	58.00		
19.00	10.7	4665	39.00	10.9	14300	59.00		
20.00	10.9	6268*	40.00			60.00		

*=unstable reading

Engineer: -		Signed:	
Reviewer: -		Signed:	

Temperature Profiling Datasheets

Job Ref: 29816 Site: Project S



Hole ID:	PZ2009_16	Instrument Serial No.		Date	24/05/11	Time	16:01	
SWL (m)	4.031		TD (m)	~55.6				
Depth	Temp (°C)	EC (µS/cm)	Depth	Temp (°C)	EC (µS/cm)	Depth	Temp (°C)	EC (µS/cm)
1.00	-	-	21.00	11.5	577	41.00	11.1	17200
2.00	-	-	22.00	11.5	578	42.00	11.2	17400
3.00	-	-	23.00	11.5	579	43.00	11.2	17100
4.00	-	-	24.00	11.5	566	44.00	11.2	16900*
5.00	11.6	569	25.00	11.5	2158*	45.00	11.2	17100
6.00	11.0	566	26.00	114.0	8686*	46.00	11.2	16800
7.00	10.5	565	27.00	11.4	12700	47.00	11.2	16500
8.00	10.5	558	28.00	11.4	15600	48.00	11.2	14700*
9.00	10.5	562	29.00	11.4	16000	49.00	11.2	13100
10.00	10.9	571	30.00	11.4	16500	50.00	11.2	12000
11.00	11.0	572	31.00	11.4	16200	51.00	11.2	11500
12.00	11.1	572	32.00	11.4	16500	52.00	11.2	11500
13.00	11.2	572	33.00	11.4	16200	53.00	11.2	12000
14.00	11.4	570	34.00	11.4	16700	54.00	11.4	14700
15.00	11.4	571	35.00	11.4	16900	55.00	11.4	15000
16.00	11.4	573	36.00	11.2	16600	56.00		
17.00	11.4	572	37.00	11.2	16500	57.00		
18.00	11.4	573	38.00	11.2	16700	58.00		
19.00	11.5	568	39.00	11.2	16900	59.00		
20.00	11.5	561	40.00	11.2	17100	60.00		

*=unstable reading

Engineer: -		Signed:	
Reviewer: -		Signed:	

Temperature Profiling Datasheets

Job Ref: 29816 Site: Project S



Hole ID:	PZ2009_17	Instrument Serial No.		Date	24/05/11	Time	12:27	
SWL (m)	6.469		TD (m)	20.95				
Depth	Temp (°C)	EC (µS/cm)	Depth	Temp (°C)	EC (µS/cm)	Depth	Temp (°C)	EC (µS/cm)
1.00	-	-	21.00			41.00		
2.00	-	-	22.00			42.00		
3.00	-	-	23.00			43.00		
4.00	-	-	24.00			44.00		
5.00	-	-	25.00			45.00		
6.00	-	-	26.00			46.00		
7.00	10.4	200	27.00			47.00		
8.00	10.1	197	28.00			48.00		
9.00	10.1	192	29.00			49.00		
10.00	10.1	190	30.00			50.00		
11.00	10.1	197	31.00			51.00		
12.00	10.2	198	32.00			52.00		
13.00	10.2	196	33.00			53.00		
14.00	10.2	196	34.00			54.00		
15.00	10.4	197	35.00			55.00		
16.00	10.4	195	36.00			56.00		
17.00	10.4	198	37.00			57.00		
18.00	10.4	198	38.00			58.00		
19.00	10.4	207	39.00			59.00		
20.00	10.4	353	40.00			60.00		

*=unstable reading

Engineer: -		Signed:	
Reviewer: -		Signed:	

Temperature Profiling Datasheets

Job Ref: 29816 Site: Project S



Hole ID:	PZ2009-01	Instrument Serial No.	47315	Date	23/06/2011	Time	15:48	
SWL (m)	2.038		TD (m)	33.95				
Depth	Temp (°C)	EC (µS/cm)	Depth	Temp (°C)	EC (µS/cm)	Depth	Temp (°C)	EC (µS/cm)
1.00	-	-	21.00	10.6	3086	41.00		
2.00	-	-	22.00	10.6	5064	42.00		
3.00	13.9	789	23.00	10.6	7328	43.00		
4.00	12.0	773	24.00	10.6	8981	44.00		
5.00	11.4	759	25.00	10.6	9921	45.00		
6.00	10.6	750	26.00	10.6	1400	46.00		
7.00	10.4	760	27.00	10.6	10900	47.00		
8.00	10.4	761	28.00	10.6	11300	48.00		
9.00	10.4	762	29.00	10.6	11400	49.00		
10.00	10.4	757	30.00	10.6	11700	50.00		
11.00	10.5	753	31.00	10.6	11900	51.00		
12.00	10.5	750	32.00	10.6	12200	52.00		
13.00	10.6	753	33.00	10.6	12600	53.00		
14.00	10.6	742	34.00	10.6	10500	54.00		
15.00	10.6	749	35.00			55.00		
16.00	10.6	750	36.00			56.00		
17.00	10.6	749	37.00			57.00		
18.00	10.6	749	38.00			58.00		
19.00	10.6	749	39.00			59.00		
20.00	10.6	920	40.00			60.00		

*=unstable reading

Engineer: -	James Boyle/ Ben Beaton	Signed:	
Reviewer: -	Sue Slaven	Signed:	

Temperature Profiling Datasheets

Job Ref: 29816 Site: Project S



Hole ID:	PZ2009-02	Instrument Serial No.	47315	Date	23/06/2011	Time	16:08	
SWL (m)	2.014		TD (m)	~46.10				
Depth	Temp (°C)	EC (µS/cm)	Depth	Temp (°C)	EC (µS/cm)	Depth	Temp (°C)	EC (µS/cm)
1.00	-	-	21.00	10.6	5488	41.00	10.7	1400
2.00	-	-	22.00	10.6	7814	42.00	10.7	1400
3.00	13.2	1086	23.00	10.6	9206	43.00	10.7	13900
4.00	12.0	1153	24.00	10.6	12200	44.00	10.7	13800
5.00	11.2	1269	25.00	10.6	11400	45.00	10.7	13200
6.00	10.4	1234	26.00	10.6	12200	46.00	10.7	13400
7.00	10.1	1209	27.00	10.6	12500	47.00		
8.00	10.1	1155	28.00	10.6	13100	48.00		
9.00	10.1	1196	29.00	10.6	13000	49.00		
10.00	10.4	1210	30.00	10.6	13200	50.00		
11.00	10.6	1168	31.00	10.6	13300	51.00		
12.00	10.6	1115	32.00	10.6	13300	52.00		
13.00	10.6	1074	33.00	10.6	13400	53.00		
14.00	10.6	1055	34.00	10.6	13400	54.00		
15.00	10.6	1055	35.00	10.6	13300	55.00		
16.00	10.6	1049	36.00	10.6	13500	56.00		
17.00	10.6	1046	37.00	10.6	13500	57.00		
18.00	10.6	1045	38.00	10.6	13600	58.00		
19.00	10.6	1043	39.00	10.6	13600	59.00		
20.00	10.6	2640	40.00	10.7	13900	60.00		

*=unstable reading

Engineer: -	James Boyle/ Ben Beaton	Signed:	
Reviewer: -	Sue Slaven	Signed:	

Temperature Profiling Datasheets

Job Ref: 29816 Site: Project S



Hole ID:	PZ2009-03	Instrument Serial No.	47315	Date	24/06/2011	Time	13:18	
SWL (m)	2.135		TD (m)	~47.10				
Depth	Temp (°C)	EC (µS/cm)	Depth	Temp (°C)	EC (µS/cm)	Depth	Temp (°C)	EC (µS/cm)
1.00	-	-	21.00	10.5	6740*	41.00	10.6	12100
2.00	-	-	22.00	10.5	7945*	42.00	10.6	12200
3.00	13.1	2861	23.00	10.5	8421	43.00	10.6	12200
4.00	12.0	2939	24.00	10.5	8724	44.00	10.7	12000
5.00	11.1	2911	25.00	10.5	9242	45.00	10.7	12200
6.00	10.4	2876	26.00	10.5	9623	46.00	10.7	12500
7.00	10.2	2871	27.00	10.5	10000	47.00		
8.00	10.1	2871	28.00	10.6	10400	48.00		
9.00	10.2	2898	29.00	10.6	10900	49.00		
10.00	10.4	2887	30.00	10.6	11200	50.00		
11.00	10.4	2250	31.00	10.6	11400	51.00		
12.00	10.5	1582	32.00	10.6	11400	52.00		
13.00	10.5	1403	33.00	10.6	11500	53.00		
14.00	10.5	1301	34.00	10.6	11500	54.00		
15.00	10.5	1309	35.00	10.6	11700	55.00		
16.00	10.5	1314	36.00	10.6	11700	56.00		
17.00	10.5	1509	37.00	10.6	11800	57.00		
18.00	10.5	1967	38.00	10.6	11800	58.00		
19.00	10.5	4148	39.00	10.6	12000	59.00		
20.00	10.5	4776	40.00	10.6	12000	60.00		

*=unstable reading

Engineer: -	James Boyle/ Ben Beaton	Signed:	
Reviewer: -	Sue Slaven	Signed:	

Temperature Profiling Datasheets

Job Ref: 29816 Site: Project S



Hole ID:	PZ2009-04	Instrument Serial No.	47315	Date	23/06/2011	Time	16:35	
SWL (m)	1.834	TD (m)	~18.75					
Depth	Temp (°C)	EC (µS/cm)	Depth	Temp (°C)	EC (µS/cm)	Depth	Temp (°C)	EC (µS/cm)
1.00	-	-	21.00			41.00		
2.00	15.4	814	22.00			42.00		
3.00	13.5	799	23.00			43.00		
4.00	12.5	777	24.00			44.00		
5.00	11.2	787	25.00			45.00		
6.00	10.4	790	26.00			46.00		
7.00	10.2	787	27.00			47.00		
8.00	10.2	787	28.00			48.00		
9.00	10.2	787	29.00			49.00		
10.00	10.4	781	30.00			50.00		
11.00	10.5	785	31.00			51.00		
12.00	10.5	795	32.00			52.00		
13.00	10.5	793	33.00			53.00		
14.00	10.6	785	34.00			54.00		
15.00	10.6	785	35.00			55.00		
16.00	10.6	777	36.00			56.00		
17.00	10.6	774	37.00			57.00		
18.00	10.6	764	38.00			58.00		
19.00			39.00			59.00		
20.00			40.00			60.00		

*=unstable reading

Engineer: -	James Boyle/ Ben Beaton	Signed:	
Reviewer: -	Sue Slaven	Signed:	

Temperature Profiling Datasheets

Job Ref: 29816 Site: Project S



Hole ID:	PZ2009-05	Instrument Serial No.	47315	Date	24/06/2011	Time	15:50	
SWL (m)	1.739		TD (m)	21.05				
Depth	Temp (°C)	EC (µS/cm)	Depth	Temp (°C)	EC (µS/cm)	Depth	Temp (°C)	EC (µS/cm)
1.00	-	-	21.00	10.6	3324*	41.00		
2.00	15.2	1179	22.00			42.00		
3.00	13.4	948	23.00			43.00		
4.00	12.2	881	24.00			44.00		
5.00	11.2	857	25.00			45.00		
6.00	10.7	833	26.00			46.00		
7.00	10.4	824	27.00			47.00		
8.00	10.4	812	28.00			48.00		
9.00	10.5	805	29.00			49.00		
10.00	10.5	795	30.00			50.00		
11.00	10.5	795	31.00			51.00		
12.00	10.6	821	32.00			52.00		
13.00	10.6	821	33.00			53.00		
14.00	10.6	813	34.00			54.00		
15.00	10.6	808	35.00			55.00		
16.00	10.6	791	36.00			56.00		
17.00	10.6	807	37.00			57.00		
18.00	10.6	791	38.00			58.00		
19.00	10.6	785	39.00			59.00		
20.00	10.6	2085*	40.00			60.00		

*=unstable reading

Engineer: -	James Boyle/ Ben Beaton	Signed:	
Reviewer: -	Sue Slaven	Signed:	

Temperature Profiling Datasheets

Job Ref: 29816 Site: Project S



Hole ID:	PZ2009-06	Instrument Serial No.	47315	Date	30/06/2011	Time	11:03	
SWL (m)	1.945		TD (m)	21.52				
Depth	Temp (°C)	EC (µS/cm)	Depth	Temp (°C)	EC (µS/cm)	Depth	Temp (°C)	EC (µS/cm)
1.00	-	-	21.00	10.7	2943	41.00		
2.00	14.1	453	22.00			42.00		
3.00	12.7	443	23.00			43.00		
4.00	12.0	434	24.00			44.00		
5.00	11.5	432	25.00			45.00		
6.00	11.1	440	26.00			46.00		
7.00	10.7	441	27.00			47.00		
8.00	10.5	445	28.00			48.00		
9.00	10.4	446	29.00			49.00		
10.00	10.4	446	30.00			50.00		
11.00	10.4	446	31.00			51.00		
12.00	10.5	464	32.00			52.00		
13.00	10.5	505	33.00			53.00		
14.00	10.6	535	34.00			54.00		
15.00	10.6	539	35.00			55.00		
16.00	10.6	561	36.00			56.00		
17.00	10.6	678	37.00			57.00		
18.00	10.6	897	38.00			58.00		
19.00	10.7	1285	39.00			59.00		
20.00	10.7	1779	40.00			60.00		

*=unstable reading

Engineer: -	James Boyle/ Ben Beaton	Signed:	
Reviewer: -	Sue Slaven	Signed:	

Temperature Profiling Datasheets

Job Ref: 29816 Site: Project S



Hole ID:	PZ2009-07	Instrument Serial No.	47315	Date	24/06/2011	Time	11:20	
SWL (m)	1.980	TD (m)	20.74					
Depth	Temp (°C)	EC (µS/cm)	Depth	Temp (°C)	EC (µS/cm)	Depth	Temp (°C)	EC (µS/cm)
1.00	-	-	21.00			41.00		
2.00	13.4	520	22.00			42.00		
3.00	12.9	519	23.00			43.00		
4.00	12.1	514	24.00			44.00		
5.00	11.2	513	25.00			45.00		
6.00	10.6	495	26.00			46.00		
7.00	10.4	503	27.00			47.00		
8.00	10.4	518	28.00			48.00		
9.00	10.4	519	29.00			49.00		
10.00	10.5	518	30.00			50.00		
11.00	10.6	522	31.00			51.00		
12.00	10.9	535	32.00			52.00		
13.00	10.9	528	33.00			53.00		
14.00	10.9	542	34.00			54.00		
15.00	11.0	580	35.00			55.00		
16.00	11.0	644	36.00			56.00		
17.00	11.0	689	37.00			57.00		
18.00	11.0	888	38.00			58.00		
19.00	11.0	1617	39.00			59.00		
20.00	11.0	3183	40.00			60.00		

*=unstable reading

Engineer: -	James Boyle/ Ben Beaton	Signed:	
Reviewer: -	Sue Slaven	Signed:	

Temperature Profiling Datasheets

Job Ref: 29816 Site: Project S



Hole ID:	PZ2009-08	Instrument Serial No.	47315	Date	23/06/2011	Time	16:23	
SWL (m)	1.965	TD (m)	35.37					
Depth	Temp (°C)	EC (µS/cm)	Depth	Temp (°C)	EC (µS/cm)	Depth	Temp (°C)	EC (µS/cm)
1.00	-	-	21.00	10.6	4488	41.00		
2.00	14.7	851	22.00	10.6	7171	42.00		
3.00	13.5	773	23.00	10.6	9192	43.00		
4.00	12.6	742	24.00	10.6	10300	44.00		
5.00	11.6	737	25.00	10.6	11100	45.00		
6.00	10.9	720	26.00	10.6	11700	46.00		
7.00	10.4	735	27.00	10.6	12100	47.00		
8.00	10.2	738	28.00	10.6	12200	48.00		
9.00	10.4	735	29.00	10.6	13300	49.00		
10.00	10.4	723	30.00	10.6	13500	50.00		
11.00	10.4	719	31.00	10.6	13500	51.00		
12.00	10.5	729*	32.00	10.6	13200	52.00		
13.00	10.5	732	33.00	10.6	13800	53.00		
14.00	10.6	736	34.00	10.6	14000	54.00		
15.00	10.6	736	35.00	10.6	14200	55.00		
16.00	10.6	736	36.00			56.00		
17.00	10.6	734	37.00			57.00		
18.00	10.6	778	38.00			58.00		
19.00	10.6	829	39.00			59.00		
20.00	10.6	2136	40.00			60.00		

*=unstable reading

Engineer: -	James Boyle/ Ben Beaton	Signed:	
Reviewer: -	Sue Slaven	Signed:	

Temperature Profiling Datasheets

Job Ref: 29816 Site: Project S



Hole ID:	PZ2009-09	Instrument Serial No.	47315	Date	23/06/2011	Time	16:45	
SWL (m)	2.059		TD (m)	35.31				
Depth	Temp (°C)	EC (µS/cm)	Depth	Temp (°C)	EC (µS/cm)	Depth	Temp (°C)	EC (µS/cm)
1.00	-	-	21.00	10.6	4488*	41.00		
2.00	-	-	22.00	10.6	6726	42.00		
3.00	13.4	1039	23.00	10.6	8224	43.00		
4.00	12.0	1061	24.00	10.6	10000	44.00		
5.00	11.2	1068	25.00	10.6	11400	45.00		
6.00	10.4	1076	26.00	10.6	12100	46.00		
7.00	10.2	1067	27.00	10.6	12500	47.00		
8.00	10.2	1067	28.00	10.6	12900	48.00		
9.00	10.2	1067	29.00	10.6	13800	49.00		
10.00	10.4	1063	30.00	10.6	14200	50.00		
11.00	10.5	1063	31.00	10.6	14400	51.00		
12.00	10.5	1067	32.00	10.6	14400	52.00		
13.00	10.5	1078	33.00	10.6	14700	53.00		
14.00	10.6	1074	34.00	10.6	14800	54.00		
15.00	10.6	1074	35.00	10.6	14900	55.00		
16.00	10.6	1074	36.00			56.00		
17.00	10.6	1073	37.00			57.00		
18.00	10.6	1073	38.00			58.00		
19.00	10.6	1074	39.00			59.00		
20.00	10.6	1201	40.00			60.00		

*=unstable reading

Engineer: -	James Boyle/ Ben Beaton	Signed:	
Reviewer: -	Sue Slaven	Signed:	

Temperature Profiling Datasheets

Job Ref: 29816 Site: Project S



Hole ID:	PZ2009-10	Instrument Serial No.	47315	Date	24/06/2011	Time	14:10	
SWL (m)	2.310	TD (m)	~36.40					
Depth	Temp (°C)	EC (µS/cm)	Depth	Temp (°C)	EC (µS/cm)	Depth	Temp (°C)	EC (µS/cm)
1.00	-	-	21.00	10.7	5168*	41.00		
2.00	-	-	22.00	10.7	5798	42.00		
3.00	14.1	2681	23.00	10.7	7138*	43.00		
4.00	12.7	2712	24.00	10.7	7773	44.00		
5.00	12.0	2661	25.00	10.6	8346	45.00		
6.00	11.1	2579	26.00	10.6	9022*	46.00		
7.00	10.9	2569	27.00	10.6	9469*	47.00		
8.00	10.7	2627	28.00	10.6	9579*	48.00		
9.00	10.7	2627	29.00	10.6	9636	49.00		
10.00	10.9	2616	30.00	10.6	9783*	50.00		
11.00	11.0	2607	31.00	10.6	9986	51.00		
12.00	11.0	2595	32.00	10.6	10100	52.00		
13.00	11.0	2579	33.00	10.6	10200	53.00		
14.00	11.0	2547	34.00	10.6	10600	54.00		
15.00	11.0	1546*	35.00	10.6	10900	55.00		
16.00	10.9	1344*	36.00			56.00		
17.00	10.9	1309	37.00			57.00		
18.00	10.9	1841	38.00			58.00		
19.00	10.9	2859	39.00			59.00		
20.00	10.7	4225*	40.00			60.00		

*=unstable reading

Engineer: -	James Boyle/ Ben Beaton	Signed:	
Reviewer: -	Sue Slaven	Signed:	

Temperature Profiling Datasheets

Job Ref: 29816 Site: Project S



Hole ID:	PZ2009-11	Instrument Serial No.	47315	Date	24/06/2011	Time	10:29	
SWL (m)	3.915		TD (m)	20.26				
Depth	Temp (°C)	EC (µS/cm)	Depth	Temp (°C)	EC (µS/cm)	Depth	Temp (°C)	EC (µS/cm)
1.00	-	-	21.00			41.00		
2.00	-	-	22.00			42.00		
3.00	-	-	23.00			43.00		
4.00	12.0	1214	24.00			44.00		
5.00	11.4	1190	25.00			45.00		
6.00	10.9	1191	26.00			46.00		
7.00	10.4	1191	27.00			47.00		
8.00	10.4	1194	28.00			48.00		
9.00	10.4	1197	29.00			49.00		
10.00	10.4	1201	30.00			50.00		
11.00	10.4	1210	31.00			51.00		
12.00	10.5	1206	32.00			52.00		
13.00	10.6	1201	33.00			53.00		
14.00	10.6	1206	34.00			54.00		
15.00	10.6	1224	35.00			55.00		
16.00	10.7	1267	36.00			56.00		
17.00	10.7	1692	37.00			57.00		
18.00	10.7	2167	38.00			58.00		
19.00	10.7	3543*	39.00			59.00		
20.00	10.7	4848*	40.00			60.00		

*=unstable reading

Engineer: -	James Boyle/ Ben Beaton	Signed:	
Reviewer: -	Sue Slaven	Signed:	

Temperature Profiling Datasheets

Job Ref: 29816 Site: Project S



Hole ID:	PZ2009-12	Instrument Serial No.	47315	Date	24/06/2011	Time	15:05	
SWL (m)	2.095		TD (m)	~34.65				
Depth	Temp (°C)	EC (µS/cm)	Depth	Temp (°C)	EC (µS/cm)	Depth	Temp (°C)	EC (µS/cm)
1.00	-	-	21.00	10.6	1589	41.00		
2.00	-	-	22.00	10.6	3244*	42.00		
3.00	13.9	488	23.00	10.6	4868*	43.00		
4.00	12.6	471	24.00	10.6	6135*	44.00		
5.00	11.7	454	25.00	10.6	6939*	45.00		
6.00	10.9	467	26.00	10.6	7646*	46.00		
7.00	10.5	473	27.00	10.6	7950*	47.00		
8.00	10.4	484	28.00	10.6	8221*	48.00		
9.00	10.4	484	29.00	10.6	8531	49.00		
10.00	10.4	509	30.00	10.6	8866*	50.00		
11.00	10.5	537	31.00	10.6	9391*	51.00		
12.00	10.6	555	32.00	10.6	9755*	52.00		
13.00	10.6	562	33.00	10.6	10000	53.00		
14.00	10.6	560	34.00	10.6	9997	54.00		
15.00	10.6	557	35.00			55.00		
16.00	10.6	550	36.00			56.00		
17.00	10.6	560	37.00			57.00		
18.00	10.6	565	38.00			58.00		
19.00	10.6	576	39.00			59.00		
20.00	10.6	684	40.00			60.00		

*=unstable reading

Engineer: -	James Boyle/ Ben Beaton	Signed:	
Reviewer: -	Sue Slaven	Signed:	

Temperature Profiling Datasheets

Job Ref: 29816 Site: Project S



Hole ID:	PZ2009-13	Instrument Serial No.	47315	Date	23/06/2011	Time	17:15	
SWL (m)	2.125		TD (m)	20.16				
Depth	Temp (°C)	EC (µS/cm)	Depth	Temp (°C)	EC (µS/cm)	Depth	Temp (°C)	EC (µS/cm)
1.00	-	-	21.00			41.00		
2.00	-	-	22.00			42.00		
3.00	12.7	469	23.00			43.00		
4.00	11.5	467	24.00			44.00		
5.00	10.9	453	25.00			45.00		
6.00	10.4	462	26.00			46.00		
7.00	10.1	466	27.00			47.00		
8.00	10.1	467	28.00			48.00		
9.00	10.2	467	29.00			49.00		
10.00	10.4	470	30.00			50.00		
11.00	10.5	470	31.00			51.00		
12.00	10.6	470	32.00			52.00		
13.00	10.6	469	33.00			53.00		
14.00	10.6	467	34.00			54.00		
15.00	10.6	467	35.00			55.00		
16.00	10.7	467	36.00			56.00		
17.00	10.7	467	37.00			57.00		
18.00	10.7	460	38.00			58.00		
19.00	10.7	474	39.00			59.00		
20.00	10.7	467	40.00			60.00		

*=unstable reading

Engineer: -	James Boyle/ Ben Beaton	Signed:	
Reviewer: -	Sue Slaven	Signed:	

Temperature Profiling Datasheets

Job Ref: 29816 Site: Project S



Hole ID:	PZ2009-14	Instrument Serial No.	47315	Date	29/06/2011	Time	16:30	
SWL (m)	6.740		TD (m)	20.50				
Depth	Temp (°C)	EC (µS/cm)	Depth	Temp (°C)	EC (µS/cm)	Depth	Temp (°C)	EC (µS/cm)
1.00	-	-	21.00			41.00		
2.00	-	-	22.00			42.00		
3.00	-	-	23.00			43.00		
4.00	-	-	24.00			44.00		
5.00	-	-	25.00			45.00		
6.00	-	-	26.00			46.00		
7.00	10.7	223	27.00			47.00		
8.00	10.5	221	28.00			48.00		
9.00	10.5	220	29.00			49.00		
10.00	10.4	220	30.00			50.00		
11.00	10.4	217	31.00			51.00		
12.00	10.5	219	32.00			52.00		
13.00	10.5	219	33.00			53.00		
14.00	10.5	218	34.00			54.00		
15.00	10.5	218	35.00			55.00		
16.00	10.6	218	36.00			56.00		
17.00	10.6	218	37.00			57.00		
18.00	10.7	217	38.00			58.00		
19.00	10.2	212	39.00			59.00		
20.00	10.7	217	40.00			60.00		

*=unstable reading

Engineer: -	James Boyle/ Lucy Alexander	Signed:	
Reviewer: -	Sue Slaven	Signed:	

Temperature Profiling Datasheets

Job Ref: 29816 Site: Project S



Hole ID:	PZ2009-15	Instrument Serial No.	47315	Date	30/06/2011	Time	11:47	
SWL (m)	1.682	TD (m)	39.90					
Depth	Temp (°C)	EC (µS/cm)	Depth	Temp (°C)	EC (µS/cm)	Depth	Temp (°C)	EC (µS/cm)
1.00	-	-	21.00	10.7	6308*	41.00		
2.00	15.1	614	22.00	10.7	7046*	42.00		
3.00	13.9	619	23.00	10.7	7911*	43.00		
4.00	12.6	616	24.00	10.7	8509*	44.00		
5.00	11.6	606	25.00	10.7	9209*	45.00		
6.00	11.0	605	26.00	10.7	9543*	46.00		
7.00	10.5	622	27.00	10.7	10100	47.00		
8.00	10.5	630	28.00	10.7	11100	48.00		
9.00	10.5	630	29.00	10.7	11400	49.00		
10.00	10.5	634	30.00	10.7	11900	50.00		
11.00	10.6	646	31.00	10.7	12500	51.00		
12.00	10.7	684	32.00	10.7	12600	52.00		
13.00	10.7	699	33.00	10.7	12800	53.00		
14.00	10.7	697	34.00	10.7	12600	54.00		
15.00	10.7	700	35.00	10.7	12600	55.00		
16.00	10.7	719	36.00	10.7	12900	56.00		
17.00	10.7	1316*	37.00	10.7	12900	57.00		
18.00	10.7	2432*	38.00	10.7	12900	58.00		
19.00	10.7	3890*	39.00	10.7	13100	59.00		
20.00	10.7	5328*	40.00			60.00		

*=unstable reading

Engineer: -	James Boyle/ Ben Beaton	Signed:	
Reviewer: -	Sue Slaven	Signed:	

Temperature Profiling Datasheets

Job Ref: 29816 Site: Project S



Hole ID:	PZ2009-16	Instrument Serial No.	47315	Date	28/06/2011	Time	11:00	
SWL (m)	3.971		TD (m)	55.60				
Depth	Temp (°C)	EC (µS/cm)	Depth	Temp (°C)	EC (µS/cm)	Depth	Temp (°C)	EC (µS/cm)
1.00	-	-	21.00	11.4	451	41.00	11.2	10600
2.00	-	-	22.00	11.4	451	42.00	11.2	10600
3.00	-	-	23.00	11.4	451	43.00	11.2	10600
4.00	12.2	501	24.00	11.4	460	44.00	11.2	10700
5.00	11.4	460	25.00	11.4	1027*	45.00	11.2	10500
6.00	11.1	461	26.00	11.4	4757*	46.00	11.2	10400
7.00	10.7	457	27.00	11.4	6331*	47.00	11.2	10200
8.00	10.6	435	28.00	11.2	7855*	48.00	11.2	9567
9.00	10.6	455	29.00	11.2	9290*	49.00	11.2	8624
10.00	10.9	454	30.00	11.2	9807*	50.00	11.2	8083
11.00	11.0	451	31.00	11.2	10000	51.00	11.2	7941
12.00	11.1	449	32.00	11.2	10100	52.00	11.2	8083
13.00	11.2	445	33.00	11.2	10000	53.00	11.2	8254
14.00	11.2	450	34.00	11.2	10000	54.00	11.2	9400
15.00	11.2	450	35.00	11.2	10000	55.00	11.2	8331
16.00	11.2	450	36.00	11.2	10300	56.00		
17.00	11.4	440	37.00	11.2	10400	57.00		
18.00	11.4	440	38.00	11.2	10400	58.00		
19.00	11.4	448	39.00	11.2	10300	59.00		
20.00	11.4	451	40.00	11.2	10400	60.00		

*=unstable reading

Engineer: -	James Boyle/ Lucy Alexander	Signed:	
Reviewer: -	Sue Slaven	Signed:	

Temperature Profiling Datasheets

Job Ref: 29816 Site: Project S



Hole ID:	PZ2009-17	Instrument Serial No.	47315	Date	28/06/2011	Time	15:30	
SWL (m)	6.475		TD (m)	21.00				
Depth	Temp (°C)	EC (µS/cm)	Depth	Temp (°C)	EC (µS/cm)	Depth	Temp (°C)	EC (µS/cm)
1.00	-	-	21.00			41.00		
2.00	-	-	22.00			42.00		
3.00	-	-	23.00			43.00		
4.00	-	-	24.00			44.00		
5.00	-	-	25.00			45.00		
6.00	-	-	26.00			46.00		
7.00	11.6	223	27.00			47.00		
8.00	10.6	204	28.00			48.00		
9.00	10.2	196	29.00			49.00		
10.00	10.1	196	30.00			50.00		
11.00	10.1	190	31.00			51.00		
12.00	10.2	189	32.00			52.00		
13.00	10.2	196	33.00			53.00		
14.00	10.2	198	34.00			54.00		
15.00	10.4	198	35.00			55.00		
16.00	10.4	195	36.00			56.00		
17.00	10.4	207	37.00			57.00		
18.00	10.2	237	38.00			58.00		
19.00	10.2	300	39.00			59.00		
20.00	10.2	317	40.00			60.00		

*=unstable reading

Engineer: -	James Boyle/ Lucy Alexander	Signed:	
Reviewer: -	Sue Slaven	Signed:	

Temperature Profiling Datasheets

Job Ref: 29816 Site: Project S



Hole ID:	PZ2009-18	Instrument Serial No.	47315	Date	27/06/2011	Time	17:15	
SWL (m)	1.383	TD (m)	14.31					
Depth	Temp (°C)	EC (µS/cm)	Depth	Temp (°C)	EC (µS/cm)	Depth	Temp (°C)	EC (µS/cm)
1.00	-	-	21.00			41.00		
2.00	15.7	1438	22.00			42.00		
3.00	12.9	1120	23.00			43.00		
4.00	11.7	1045	24.00			44.00		
5.00	10.9	998	25.00			45.00		
6.00	10.5	979	26.00			46.00		
7.00	10.4	988	27.00			47.00		
8.00	10.2	985	28.00			48.00		
9.00	10.4	971	29.00			49.00		
10.00	10.4	1031	30.00			50.00		
11.00	10.4	1287	31.00			51.00		
12.00	10.5	1457	32.00			52.00		
13.00	10.5	1749*	33.00			53.00		
14.00	10.5	1960*	34.00			54.00		
15.00			35.00			55.00		
16.00			36.00			56.00		
17.00			37.00			57.00		
18.00			38.00			58.00		
19.00			39.00			59.00		
20.00			40.00			60.00		

*=unstable reading

Engineer: -	James Boyle/ Lucy Alexander	Signed:	
Reviewer: -	Sue Slaven	Signed:	

Temperature Profiling Datasheets

Job Ref: 29816 Site: Project S



Hole ID:	PZ2009-19	Instrument Serial No.	47315	Date	29/06/2011	Time	11:52	
SWL (m)	7.447		TD (m)	12.18				
Depth	Temp (°C)	EC (µS/cm)	Depth	Temp (°C)	EC (µS/cm)	Depth	Temp (°C)	EC (µS/cm)
1.00	-	-	21.00			41.00		
2.00	-	-	22.00			42.00		
3.00	-	-	23.00			43.00		
4.00	-	-	24.00			44.00		
5.00	-	-	25.00			45.00		
6.00	-	-	26.00			46.00		
7.00	-	-	27.00			47.00		
8.00	10.6	169	28.00			48.00		
9.00	9.9	161	29.00			49.00		
10.00	9.7	162	30.00			50.00		
11.00	9.7	163	31.00			51.00		
12.00	9.7	162	32.00			52.00		
13.00			33.00			53.00		
14.00			34.00			54.00		
15.00			35.00			55.00		
16.00			36.00			56.00		
17.00			37.00			57.00		
18.00			38.00			58.00		
19.00			39.00			59.00		
20.00			40.00			60.00		

*=unstable reading

Engineer: -	James Boyle/ Lucy Alexander	Signed:	
Reviewer: -	Sue Slaven	Signed:	

Temperature Profiling Datasheets

Job Ref: 29816 Site: Project S



Hole ID:	PZ2009-20	Instrument Serial No.	47315	Date	29/06/2011	Time	13:45	
SWL (m)	7.010	TD (m)	11.66					
Depth	Temp (°C)	EC (µS/cm)	Depth	Temp (°C)	EC (µS/cm)	Depth	Temp (°C)	EC (µS/cm)
1.00	-	-	21.00			41.00		
2.00	-	-	22.00			42.00		
3.00	-	-	23.00			43.00		
4.00	-	-	24.00			44.00		
5.00	-	-	25.00			45.00		
6.00	-	-	26.00			46.00		
7.00	-	-	27.00			47.00		
8.00	11.4	211	28.00			48.00		
9.00	10.4	237	29.00			49.00		
10.00	10.2	242	30.00			50.00		
11.00	10.2	244	31.00			51.00		
12.00			32.00			52.00		
13.00			33.00			53.00		
14.00			34.00			54.00		
15.00			35.00			55.00		
16.00			36.00			56.00		
17.00			37.00			57.00		
18.00			38.00			58.00		
19.00			39.00			59.00		
20.00			40.00			60.00		

*=unstable reading

Engineer: -	James Boyle/ Lucy Alexander	Signed:	
Reviewer: -	Sue Slaven	Signed:	

Temperature Profiling Datasheets

Job Ref: 29816 Site: Project S



Hole ID:	PZ2009-21	Instrument Serial No.	47315	Date	28/06/2011	Time	12:15	
SWL (m)	5.729		TD (m)	10.07				
Depth	Temp (°C)	EC (µS/cm)	Depth	Temp (°C)	EC (µS/cm)	Depth	Temp (°C)	EC (µS/cm)
1.00	-	-	21.00			41.00		
2.00	-	-	22.00			42.00		
3.00	-	-	23.00			43.00		
4.00	-	-	24.00			44.00		
5.00	-	-	25.00			45.00		
6.00	13.5	550	26.00			46.00		
7.00	12.0	467	27.00			47.00		
8.00	12.0	481	28.00			48.00		
9.00	11.9	485	29.00			49.00		
10.00	12.0	480	30.00			50.00		
11.00			31.00			51.00		
12.00			32.00			52.00		
13.00			33.00			53.00		
14.00			34.00			54.00		
15.00			35.00			55.00		
16.00			36.00			56.00		
17.00			37.00			57.00		
18.00			38.00			58.00		
19.00			39.00			59.00		
20.00			40.00			60.00		

*=unstable reading

Engineer: -	James Boyle/ Lucy Alexander	Signed:	
Reviewer: -	Sue Slaven	Signed:	

Appendix F Water Level Summary Tables

Groundwater Level Monitoring Data Sheet
Sizewell C



Location ID	Date	Time	SWL (m below top of top hat)	AOD Level	Total Depth (m btoc)	Between TOC and top of tophat (m)	Between top of top hat and GL (m)	Comments
PZ2009_1	05/04/2011	14:23	2.058			0.080		
PZ2009_2	05/04/2011	14:37	2.065			0.285		
PZ2009_3	05/04/2011	14:04	1.943		>30	0.220		
PZ2009_4	05/04/2011	14:26	1.872			0.170		
PZ2009_5	05/04/2011	14:31	1.574			0.095		
PZ2009_6	05/04/2011	15:13	1.966		~22	0.070		Silty base
PZ2009_7	05/04/2011	13:48	1.920		20.75	0.120		Silty base
PZ2009_8	05/04/2011	14:16	2.005		>30	0.220		
PZ2009_9	05/04/2011	14:10	2.104		>30	0.200		
PZ2009_10	05/04/2011	14:41	2.180			0.235		
PZ2009_11	05/04/2011	14:47	3.685			0.100		
PZ2009_12	05/04/2011	14:20	1.987			0.185		
PZ2009_13	05/04/2011	15:04	2.184		~20.5	0.070		
PZ2009_14	05/04/2011	14:56	6.685			0.065		
PZ2009_15	05/04/2011	15:21	1.700		>30	0.400		
PZ2009_16	05/04/2011	12:44	3.970			0.380	0.96	
PZ2009_17	05/04/2011	12:14	6.387		~21	0.070	1.00	Silty base
PZ2009_18	05/04/2011	13:56	1.245		14.33	0.200		
PZ2009_19	05/04/2011	12:04	7.408		12.2	0.115	1.06	to top of top hat
PZ2009_20	05/04/2011	12:21	6.952		11.68	0.200	1.00	
PZ2009_21	05/04/2011	12:38	5.679		10.12	-0.230	no top hat	measured to GL

Groundwater Level Monitoring Data Sheet
Sizewell C



Location ID	Date	Time	SWL (m below top of top hat)	AOD Level	Total Depth (m btoc)	Between TOC and top of tophat (m)	Between top of top hat and GL (m)	Comments
PZ2009_1	14/04/2011	16:05	2.458	1.684	33.95	0.080	1.078	
PZ2009_2	14/04/2011	16:03	2.321	1.760	46.10	0.285	1.000	Silty Base
PZ2009_3	14/04/2011	15:55	2.165	1.560	47.10	0.220	1.030	Silty Base
PZ2009_4	14/04/2011	16:06	2.176	1.468	18.75	0.170	1.082	Silty Base
PZ2009_5	14/04/2011	16:07	1.932	1.414	21.05	0.095	1.013	
PZ2009_6	14/04/2011	11:39	1.983	1.513	21.52	0.070	1.072	
PZ2009_7	14/04/2011	15:46	1.995	1.694	20.74	0.120	0.811	
PZ2009_8	14/04/2011	16:10	2.424	1.674	35.27	0.220	1.015	
PZ2009_9	14/04/2011	16:11	2.449	1.839	35.05	0.200	0.942	Silty Base
PZ2009_10	14/04/2011	15:57	2.377	1.784	36.40	0.235	1.041	Silty Base
PZ2009_11	14/04/2011	12:07	3.84	3.253	20.26	0.100	1.123	
PZ2009_12	14/04/2011	16:09	2.29	1.572	30.65	0.185	1.127	Silty Base
PZ2009_13	14/04/2011	16:14	2.318	2.052	20.16	0.070	0.781	
PZ2009_14	14/04/2011	13:20	6.729	6.270	20.50	0.650	1.077	
PZ2009_15	14/04/2011	15:52	1.793	1.281	39.90	0.400	0.988	
PZ2009_16	14/04/2011	15:41	4.004	3.583	55.60	0.380	0.994	
PZ2009_17	14/04/2011	15:22	6.444	6.036	21.00	0.070	1.047	
PZ2009_18	14/04/2011	15:49	1.395	0.713	14.31	0.200	1.126	
PZ2009_19	14/04/2011	15:17	7.412	6.996	12.18	0.115	1.060	
PZ2009_20	14/04/2011	15:12	6.96	7.171	11.66	0.200	0.980	
PZ2009_21	14/04/2011	15:38	5.686	6.387	10.07	0.230	0.000	

Groundwater Level Monitoring Data Sheet
Sizewell C



Location ID	Date	Time	SWL (m below top of top hat)	AOD Level	Total Depth (m btoc)	Between TOC and top of tophat (m)	Between top of top hat and GL (m)	Comments
PZ2009_1	09/05/2011	12:21	2.208	1.684	>30	0.080	1.078	
PZ2009_2	09/05/2011	12:07	2.216	1.760	>30	0.285	1.000	
PZ2009_3	09/05/2011	12:05	2.120	1.560	>30	0.220	1.030	
PZ2009_4	09/05/2011	12:19	2.029	1.468	18.8	0.170	1.082	Silty Base
PZ2009_5	09/05/2011	12:17	1.810	1.414	21.2	0.095	1.013	Silty Base
PZ2009_6	09/05/2011	17:15	1.976	1.513	21.54	0.070	1.072	
PZ2009_7	09/05/2011	11:45	2.030	1.694	20.75	0.120	0.811	Silty Base
PZ2009_8	09/05/2011	12:12	2.162	1.674	>30	0.220	1.015	
PZ2009_9	09/05/2011	12:09	2.273	1.839	>30	0.200	0.942	
PZ2009_10	09/05/2011	12:25	2.294	1.784	>30	0.235	1.041	
PZ2009_11	09/05/2011	12:43	3.77	3.253	20.3	0.100	1.123	
PZ2009_12	09/05/2011	12:15	2.138	1.572	>30	0.185	1.127	
PZ2009_13	09/05/2011	17:42	2.199	2.052	20.19	0.070	0.781	
PZ2009_14	09/05/2011	17:30	6.706	6.270	20.55	0.650	1.077	Silty Base
PZ2009_15	09/05/2011	17:05	1.713	1.281	>30	0.400	0.988	
PZ2009_16	09/05/2011	18:10	4.009	3.583	>30	0.380	0.994	
PZ2009_17	09/05/2011	16:08	6.415	6.036	21.0	0.070	1.047	Silty Base
PZ2009_18	09/05/2011	11:52	1.398	0.713	14.3	0.200	1.126	
PZ2009_19	09/05/2011	16:10	7.456	6.996	12.18	0.115	1.060	
PZ2009_20	09/05/2011	16:23	7.004	7.171	11.67	0.200	0.980	
PZ2009_21	09/05/2011	16:57	5.728*	6.387	10.09	0.230	0.000	Measured from GL

Groundwater Level Monitoring Data Sheet
Sizewell C



Location ID	Date	Time	SWL (m below top of top hat)	AOD Level	Total Depth (m btoc)	Between TOC and top of tophat (m)	Between top of top hat and GL (m)	Comments
PZ2009_1	21.6.11	11:12	2.198	1.684	>30	0.080	1.078	
PZ2009_2	21.6.11	11:15	2.195	1.760	>30	0.285	1.000	
PZ2009_3	21.6.11	11:38	2.084	1.560	>30	0.220	1.030	
PZ2009_4	21.6.11	11:25	2.008	1.468		0.170	1.082	
PZ2009_5	21.6.11	11:26	1.792	1.414		0.095	1.013	
PZ2009_6	20.6.11	16:20	1.904	1.513	25.51	0.070	1.072	Silty Base
PZ2009_7	21.6.11	12:05	1.981	1.694		0.120	0.811	
PZ2009_8	21.6.11	11:20	2.144	1.674	>30	0.220	1.015	
PZ2009_9	21.6.11	11:17	2.259	1.839	>30	0.200	0.942	
PZ2009_10	21.6.11	11:29	2.281	1.784	>30	0.235	1.041	
PZ2009_11	20.6.11	17:15	3.675	3.253	20.27	0.100	1.123	
PZ2009_12	21.6.11	11:22	2.111	1.572	>30	0.185	1.127	
PZ2009_13	21.6.11	10:05	2.299	2.052	20.18	0.070	0.781	
PZ2009_14	21.6.11	10:20	6.656	6.270	20.42	0.650	1.077	
PZ2009_15	21.6.11	11:55	1.762	1.281	>30	0.400	0.988	
PZ2009_16	21.6.11	09:30	4.021	3.583	>30	0.380	0.994	
PZ2009_17	21.6.11	14:05	6.412	6.036	29.95	0.070	1.047	Silty Base
PZ2009_18	20.6.11	15:50	1.125	0.713	14.29	0.200	1.126	Silty Base
PZ2009_19	21.6.11	14:20	7.458	6.996	12.20	0.115	1.060	
PZ2009_20	21.6.11	14:26	7.026	7.171	11.67	0.200	0.980	
PZ2009_21	21.6.11	09:10	5.724 *	6.387	10.09	0.230	0.000	Measured to GL

Appendix G Groundwater Sampling Field Record Sheets



Groundwater Sampling Data Sheet

Sheet 1 of 2

Borehole Ref.
Pz 2009_3

Project:
Sizewell (29816-08)

Date	19.4.11
Temperature (C)	~12 degrees

Weather and Ground Conditions	Dry, sunny. Sand and gravel (dry)
-------------------------------	-----------------------------------

Start time of purging ('flushing')	Time stabilisation Purging initiated	Finish time of purging /Start of sampling	Total duration of purging^
16:06	16:14	16:19	00:13

Amount purged during 'flushing' (L)	Amount purged during stabilisation (L)	Total purged (L)^
1.500	1.300	2.800

Purge/Sample method (inc. flow rate)	Micropurging and low flow sampling. Flow rate 215ml/min.
--------------------------------------	--

Response zone (m bgl)	Sample depth (m bgl)	10.0
-----------------------	----------------------	------

Depth to LNAPL (m)	ND	Flow Rate ID*	CPM2 ID 55
Depth to DNAPL (m)	ND		

Initial SWL (m) to top of top hat	TD (m)	Saturated Depth (m)^	Measurement Reference Point from top of top hat (m AOD)	SWL (m AOD)
2.096	47.10	45.004		

SWL at start of purging (m) (i.e. once pump submerged)	SWL on completion of purging (m)	SWL on completion of sampling (m)	Draw Down Level (m)
2.115	2.140	2.185	2.215

Start of Purging	Temperature (C)	SpC (mS/cm)	pH (units)	Salinity (pss)	DO (%)	ORP (mV)
	14.59	4.000	11.22	2.1	3.2	-298
Sample	13.32	4.300	11.72	2.26	1.1	-300

Samples retrieved	Cation / Anion / pH 1x1 litre plastic
-------------------	---------------------------------------

Additional Samples	
--------------------	--

Other Information:	Measurement reference point = top of standpipe. Therefore, the SWL is the distance from the top of the standpipe to water level, TD is the distance from the top of the standpipe to the bottom of the hole and the saturated depth (TD-SWL) refers to the height of water in metres within the standpipe. AOD level calculated from		
Standpipe Internal Diameter (mm)	74		
Height of Standpipe (m)			
Purge water and Sample Description:	Light brown / grey, brine odour. Moderately turbid.		
Radiological screen:	N/A	PID screen (parts per million):	
gamma = μ Sv/h	alpha = cps	beta = cps	Average = N/A Peak = N/A
μ Sv/h = microsieverts per hour	cps = counts per second	PID = Photoionisation detector	
Reviewer: R. E.	Signed:		
Reviewer:	Signed:		

* The Flow Rate ID is the ID the instrument gives for each different flow setting i.e. the venting cycle.

^ = calculated value



Borehole Ref.
Pz 2009_3

Groundwater Sampling Data Sheet

Project:
Sizewell (29816-08)

Sheet 2 of 2

Insitu Physiochemical Parameter Stabilisation						
Minutes	Temperature (C)	SpC (mS/cm)	pH (units)	Salinity (pss)	DO (%)	ORP (mV)
0	14.59	4.00	11.22	2.10	3.2	-298
1	14.19	4.20	11.53	2.20	1.8	-303
2	13.84	4.27	11.64	2.24	1.4	-303
3	13.58	4.29	11.68	2.25	1.4	-302
4	13.42	4.30	11.70	2.26	1.2	-301
5	13.32	4.30	11.72	2.26	1.1	-300
6						
7						
8						
9						
10						
11						
12						
13						
14						
15						
16						
17						
18						
19						
20						
21						
22						
23						
24						
25						
26						
27						
28						
29						
30						

Engineer: - R. E.	Signed:
Reviewer: -	Signed:



Groundwater Sampling Data Sheet

Sheet 1 of 2

Borehole Ref.
Pz 2009_5

Project:
Sizewell (29816-08)

Date	20.4.11
Temperature (C)	~ 12 degrees

Weather and Ground Conditions	Dry, sunny. Gravel (dry)
-------------------------------	--------------------------

Start time of purging ('flushing')	Time stabilisation Purging initiated	Finish time of purging /Start of sampling	Total duration of purging^
10:18	10:25	10:28	00:10

Amount purged during 'flushing' (L)	Amount purged during stabilisation (L)	Total purged (L)^
1.500	0.900	2.400

Purge/Sample method (inc. flow rate)	Micropurging and low flow sampling. Flow rate approximately 240ml/min
--------------------------------------	---

Response zone (m bgl)	Sample depth (m bgl)	10.0
-----------------------	----------------------	------

Depth to LNAPL (m)	ND	Flow Rate ID	CPM2 ID 55
Depth to DNAPL (m)	ND		

Initial SWL (m) to top of top hat	TD (m)	Saturated Depth (m)	Measurement Reference Point from top of top hat (m AOD)	SWL (m AOD)
1.842	21.06	19.218	2.427	0.585

SWL at start of purging (m) (i.e. once pump submerged)	SWL on completion of purging (m)	SWL on completion of sampling (m)	Draw Down Level (m)
1.825	1.807	1.805	1.925

Start of Purging	Temperature (C)	SpC (mS/cm)	pH (units)	Salinity (pss)	DO (%)	ORP (mV)
	15.45	1.560	6.79	0.78	3.4	-130
Sample	14.65	1.560	6.72	0.78	1.4	-135

Samples retrieved	Cation / Anion / pH 1x1 litre plastic
-------------------	---------------------------------------

Additional Samples	
--------------------	--

Other Information:	Measurement reference point = top of standpipe. Therefore, the SWL is the distance from the top of the standpipe to water level, TD is the distance from the top of the standpipe to the bottom of the hole and the saturated depth (TD-SWL) refers to the height of water in metres within the standpipe. AOD level calculated from		
Standpipe Internal Diameter (mm)	74		
Height of Standpipe (m)	1.01		
Purge water and Sample Description:	Clear, colourless, odourless		
Radiological screen:	N/A	PID screen (parts per million):	
gamma = μ Sv/h	alpha = cps	beta = cps	Average = N/A Peak = N/A
μ Sv/h = microsieverts per hour	cps = counts per second	PID = Photoionisation detector	
Engineer: - R. E.	Signed:		
Reviewer:	Signed:		

* The Flow Rate ID is the ID the instrument gives for each different flow setting i.e. the venting cycle.

^ = calculated value



Borehole Ref.
Pz 2009_5

Groundwater Sampling Data Sheet

Project:
Sizewell (29816-08)

Sheet 2 of 2

Insitu Physiochemical Parameter Stabilisation						
Minutes	Temperature (C)	SpC (mS/cm)	pH (units)	Salinity (pss)	DO (%)	ORP (mV)
0	15.45	1.560	6.79	0.78	3.4	-130
1	15.21	1.550	6.76	0.77	2.2	-132
2	14.98	1.550	6.74	0.77	1.8	-134
3	14.65	1.560	6.72	0.78	1.4	-135
4						
5						
6						
7						
8						
9						
10						
11						
12						
13						
14						
15						
16						
17						
18						
19						
20						
21						
22						
23						
24						
25						
26						
27						
28						
29						
30						

Engineer: - R. E.	Signed:
Reviewer: -	Signed:



Groundwater Sampling Data Sheet

Sheet 1 of 2

Borehole Ref.
Pz 2009_6

Project:
Sizewell (29816-08)

Date	19.4.11
Temperature (C)	~12 degrees

Weather and Ground Conditions	Dry, sunny. Gravel (dry)
-------------------------------	--------------------------

Start time of purging ('flushing')	Time stabilisation Purging initiated	Finish time of purging /Start of sampling	Total duration of purging^
15:14	15:21	15:27	00:13

Amount purged during 'flushing' (L)	Amount purged during stabilisation (L)	Total purged (L)^
1.500	1.500	3.000

Purge/Sample method (inc. flow rate)	Micropurging and low flow sampling. Flow rate approximately 231mls/min
--------------------------------------	--

Response zone (m bgl)	Sample depth (m bgl)	10.0
-----------------------	----------------------	------

Depth to LNAPL (m)	ND	Flow Rate ID	CPM2 ID 55
Depth to DNAPL (m)	ND		

Initial SWL (m) to top of top hat	TD (m)	Saturated Depth (m)	Measurement Reference Point from top of top hat (m AOD)	SWL (m AOD)
1.975	21.52	19.545	2.585	0.610

SWL at start of purging (m) (i.e. once pump submerged)	SWL on completion of purging (m)	SWL on completion of sampling (m)	Draw Down Level (m)
1.982	1.992	2.005	2.082

Start of Purging	Temperature (C)	SpC (mS/cm)	pH (units)	Salinity (pss)	DO (%)	ORP (mV)
	17.49	1.560	7.38	0.78	6.0	-167
Sample	15.65	1.168	7.60	0.57	1.0	-209

Samples retrieved	Cation / anion / pH 1x1 litre plastic
-------------------	---------------------------------------

Additional Samples	
--------------------	--

Other Information:	Measurement reference point = top of standpipe. Therefore, the SWL is the distance from the top of the standpipe to water level, TD is the distance from the top of the standpipe to the bottom of the hole and the saturated depth (TD-SWL) refers to the height of water in metres within the standpipe. AOD level calculated from		
Standpipe Internal Diameter (mm)	74		
Height of Standpipe (m)	1.07		
Purge water and Sample Description:	Clear, colourless, odourless		
Radiological screen:	N/A	PID screen (parts per million):	
gamma = μ Sv/h	alpha = cps	beta = cps	Average = N/A Peak = N/A
μ Sv/h = microsieverts per hour	cps = counts per second	PID = Photoionisation detector	
Engineer: - R.E.	Signed:		
Reviewer:	Signed:		

* The Flow Rate ID is the ID the instrument gives for each different flow setting i.e. the venting cycle.

^ = calculated value



Borehole Ref.
Pz 2009_6

Groundwater Sampling Data Sheet

Project:
Sizewell (29816-08)

Sheet 2 of 2

Insitu Physiochemical Parameter Stabilisation						
Minutes	Temperature (C)	SpC (mS/cm)	pH (units)	Salinity (pss)	DO (%)	ORP (mV)
0	17.49	1.560	7.38	0.78	6.0	-167
1	17.00	1.294	7.95	0.65	2.9	-184
2	16.56	1.217	7.50	0.60	1.8	-193
3	16.27	1.191	7.53	0.59	1.4	-199
4	16.00	1.185	7.56	0.58	1.2	-203
5	15.84	1.182	7.58	0.58	1.1	-206
6	15.56	1.168	7.60	0.57	1.0	-209
7						
8						
9						
10						
11						
12						
13						
14						
15						
16						
17						
18						
19						
20						
21						
22						
23						
24						
25						
26						
27						
28						
29						
30						

Engineer: - R.E.	Signed:
Reviewer: -	Signed:



Groundwater Sampling Data Sheet

Sheet 1 of 2

Borehole Ref.
Pz 2009_7

Project:
Sizewell (29816-08)

Date	19.4.11
Temperature (C)	~15 degrees

Weather and Ground Conditions	Sry, sunny. Grass / sand (dry)
-------------------------------	--------------------------------

Start time of purging ('flushing')	Time stabilisation Purging initiated	Finish time of purging /Start of sampling	Total duration of purging^
13:18	13:25	13:28	00:10

Amount purged during 'flushing' (L)	Amount purged during stabilisation (L)	Total purged (L)^
1.500	0.850	2.350

Purge/Sample method (inc. flow rate)	Micropurging and low flow sampling. Flow rate approximately 235mls/min.
--------------------------------------	---

Response zone (m bgl)	Sample depth (m bgl)	10.0
-----------------------	----------------------	------

Depth to LNAPL (m)	ND	Flow Rate ID	CPM2 ID 55
Depth to DNAPL (m)	ND		

Initial SWL (m) to top of top hat	TD (m)	Saturated Depth (m)	Measurement Reference Point from top of top hat (m AOD)	SWL (m AOD)
1.942	20.72	18.778	2.505	0.563

SWL at start of purging (m) (i.e. once pump submerged) below top hat	SWL on completion of purging (m)	SWL on completion of sampling (m)	Draw Down Level (m) below top hat
1.933	1.948	1.936	2.033

Start of Purging	Temperature (C)	SpC (mS/cm)	pH (units)	Salinity (pss)	DO (%)	ORP (mV)
	16.56	1.469	7.03	0.74	5.1	-146
Sample	15.81	1.478	7.20	0.74	1.5	-168

Samples retrieved	Cation / anion / pH 1x1 litre plastic
-------------------	---------------------------------------

Additional Samples	
--------------------	--

Other Information:	Measurement reference point = top of standpipe. Therefore, the SWL is the distance from the top of the standpipe to water level, TD is the distance from the top of the standpipe to the bottom of the hole and the saturated depth (TD-SWL) refers to the height of water in metres within the standpipe. AOD level calculated from		
Standpipe Internal Diameter (mm)	74		
Height of Standpipe (m)	0.81		
Purge water and Sample Description:	Clear, colourless, odourless		
Radiological screen:	N/A	PID screen (parts per million):	
gamma = μ Sv/h	alpha = cps	beta = cps	Average = N/A Peak = N/A
μ Sv/h = microsieverts per hour	cps = counts per second	PID = Photoionisation detector	
Engineer: - R.E.	Signed:		
Reviewer:	Signed:		

* The Flow Rate ID is the ID the instrument gives for each different flow setting i.e. the venting cycle.

^ = calculated value

ND=not detected,n/a=not applicable.SWL=Surface Water level, TD=Total Depth.

SpC=Specific Conductance, mS/cm=millisiemens per centimetre, pss=practical salinity scale, DO=Dissolved Oxygen, ORP=Oxidation Redox Potential, mV=millivolts



Borehole Ref.
Pz 2009_7

Groundwater Sampling Data Sheet

Project:
Sizewell (29816-08)

Sheet 2 of 2

Insitu Physiochemical Parameter Stabilisation						
Minutes	Temperature (C)	SpC (mS/cm)	pH (units)	Salinity (pss)	DO (%)	ORP (mV)
0	16.56	1.469	7.03	0.74	5.1	-146
1	16.14	1.485	7.10	0.74	2.6	-157
2	15.97	1.471	7.15	0.73	1.8	-163
3	15.81	1.478	7.20	0.74	1.5	-168
4						
5						
6						
7						
8						
9						
10						
11						
12						
13						
14						
15						
16						
17						
18						
19						
20						
21						
22						
23						
24						
25						
26						
27						
28						
29						
30						

Engineer: - R.E.	Signed:
Reviewer: -	Signed:



Groundwater Sampling Data Sheet

Sheet 1 of 2

Borehole Ref.
Pz 2009_10

Project:
Sizewell (29816-08)

Date	20.4.11
Temperature (C)	~12 degrees

Weather and Ground Conditions	Dry, sunny. Gravel (dry)
-------------------------------	--------------------------

Start time of purging ('flushing')	Time stabilisation Purging initiated	Finish time of purging /Start of sampling	Total duration of purging^
11:08	11:17	11:22	00:14

Amount purged during 'flushing' (L)	Amount purged during stabilisation (L)	Total purged (L)^
1.500	1.300	2.800

Purge/Sample method (inc. flow rate)	Micropurging and low flow sampling. Flow rate approximately 200mls/min.
--------------------------------------	---

Response zone (m bgl)		Sample depth (m bgl)	10.0
-----------------------	--	----------------------	------

Depth to LNAPL (m)	ND	Flow Rate ID	CPM2 ID 55
Depth to DNAPL (m)	ND		

Initial SWL (m) to top of top hat	TD (m)	Saturated Depth (m)	Measurement Reference Point from top of top hat (m AOD)	SWL (m AOD)
2.250	35.300	33.050	2.825	0.575

SWL at start of purging (m) (i.e. once pump submerged)	SWL on completion of purging (m)	SWL on completion of sampling (m)	Draw Down Level (m) below top hat
2.225	2.236	2.225	2.325

Start of Purging	Temperature (C)	SpC (mS/cm)	pH (units)	Salinity (pss)	DO (%)	ORP (mV)
	16.37	3.490	11.20	1.81	9.6	-296
Sample	15.00	3.800	11.67	1.99	1.5	-288

Samples retrieved	Cation / anion / pH 1x1 litre plastic
-------------------	---------------------------------------

Additional Samples	
--------------------	--

Other Information:	Measurement reference point = top of standpipe. Therefore, the SWL is the distance from the top of the standpipe to water level, TD is the distance from the top of the standpipe to the bottom of the hole and the saturated depth (TD-SWL) refers to the height of water in metres within the standpipe. AOD level calculated from		
Standpipe Internal Diameter (mm)	74		
Height of Standpipe (m)	1.04		
Purge water and Sample Description:	Clear, slight brine odour. Tinge of pale brown.		
Radiological screen:	N/A		PID screen (parts per million):
	gamma = μ Sv/h	alpha = cps beta = cps	Average = N/A Peak = N/A
	μ Sv/h = microsieverts per hour	cps = counts per second	PID = Photoionisation detector
Engineer: - R.E.	Signed:		
Reviewer:	Signed:		

* The Flow Rate ID is the ID the instrument gives for each different flow setting i.e. the venting cycle.
 ^ = calculated value



Borehole Ref.
Pz 2009_10

Groundwater Sampling Data Sheet

Project:
Sizewell (29816-08)

Sheet 2 of 2

Insitu Physiochemical Parameter Stabilisation						
Minutes	Temperature (C)	SpC (mS/cm)	pH (units)	Salinity (pss)	DO (%)	ORP (mV)
0	16.37	3.49	11.20	1.81	9.6	-296
1	15.58	3.70	11.53	1.93	3.4	-297
2	15.23	3.77	11.62	1.97	2.4	-295
3	15.05	3.80	11.65	1.99	2.3	-290
4	14.96	3.81	11.66	1.99	1.9	-288
5	15.00	3.80	11.67	1.99	1.5	-288
6						
7						
8						
9						
10						
11						
12						
13						
14						
15						
16						
17						
18						
19						
20						
21						
22						
23						
24						
25						
26						
27						
28						
29						
30						

Engineer: - R.E.	Signed:
Reviewer: -	Signed:



Groundwater Sampling Data Sheet

Sheet 1 of 2

Borehole Ref.
Pz 2009_11

Project:
Sizewell (29816-08)

Date	19.4.11
Temperature (C)	~ 12 degrees

Weather and Ground Conditions	Dry, sunny / cloudy. Grass + gravel (dry)
-------------------------------	---

Start time of purging ('flushing')	Time stabilisation Purging initiated	Finish time of purging of sampling	/Start	Total duration of purging^
08:56	09:03	09:07		00:11

Amount purged during 'flushing' (L)	Amount purged during stabilisation (L)	Total purged (L)^
1.500	1.000	2.500

Purge/Sample method (inc. flow rate)	Micropurging and low flow sampling. Flow rate approximately 227mls/min.
--------------------------------------	---

Response zone (m bgl)		Sample depth (m bgl)	10.0
-----------------------	--	----------------------	------

Depth to LNAPL (m)	ND	Flow Rate ID	CPM2 ID 55
Depth to DNAPL (m)	ND		

Initial SWL (m) to top of top hat	TD (m)	Saturated Depth (m)	Measurement Reference Point from top of top hat (m AOD)	SWL (m AOD)
4.029	20.27	16.236	4.376	0.347

SWL at start of purging (m) (i.e. once pump submerged)	SWL on completion of purging (m)	SWL on completion of sampling (m)	Draw Down Level (m) below top hat
3.999	3.982	3.950	4.099

Start of Purging	Temperature (C)	SpC (mS/cm)	pH (units)	Salinity (pss)	DO (%)	ORP (mV)
	12.24	3.180	7.03	1.64	12	-114
Sample	12.23	3.260	7.53	1.68	3.2	-155

Samples retrieved	Cation / anion / pH 1 x filtered 1 litre plastic
-------------------	--

Additional Samples	
--------------------	--

Other Information:	Measurement reference point = top of standpipe. Therefore, the SWL is the distance from the top of the standpipe to water level, TD is the distance from the top of the standpipe to the bottom of the hole and the saturated depth (TD-SWL) refers to the height of water in metres within the standpipe. AOD level calculated from		
Standpipe Internal Diameter (mm)	74		
Height of Standpipe (m)	1.12		
Purge water and Sample Description:	Faint brine odour. Clear pale brown. Large amount of very fine suspended sediment.		
Radiological screen:	N/A	PID screen (parts per million):	
gamma = $\mu\text{Sv/h}$	alpha = cps	beta = cps	Average = N/A Peak = N/A
$\mu\text{Sv/h}$ = microsieverts per hour	cps = counts per second	PID = Photoionisation detector	
Engineer: - R.E.	Signed:		
Reviewer:	Signed:		

* The Flow Rate ID is the ID the instrument gives for each different flow setting i.e. the venting cycle.
^ = calculated value



Borehole Ref.
Pz 2009_11

Groundwater Sampling Data Sheet

Project:
Sizewell (29816-08)

Sheet 2 of 2

Insitu Physiochemical Parameter Stabilisation						
Minutes	Temperature (C)	SpC (mS/cm)	pH (units)	Salinity (pss)	DO (%)	ORP (mV)
0	12.24	3.180	7.03	1.64	12.0	-114
1	12.28	3.230	7.27	1.67	7.0	-129
2	12.26	3.240	7.39	1.68	4.8	-140
3	12.24	3.250	7.48	1.68	3.9	-148
4	12.23	3.260	7.53	1.68	3.2	-155
5						
6						
7						
8						
9						
10						
11						
12						
13						
14						
15						
16						
17						
18						
19						
20						
21						
22						
23						
24						
25						
26						
27						
28						
29						
30						

Engineer: - R.E.	Signed:
Reviewer: -	Signed:



Groundwater Sampling Data Sheet

Sheet 1 of 2

Borehole Ref.	Pz 2009_12
---------------	------------

Project:	Sizewell (29816-08)
----------	---------------------

Date	20.4.11
Temperature (C)	-12 degrees

Weather and Ground Conditions	Dry, sunny. Gravel (dry)
-------------------------------	--------------------------

Start time of purging ('flushing')	Time stabilisation Purging initiated	Finish time of purging /Start of sampling	Total duration of purging [^]
09:20	09:37	09:41	00:12

Amount purged during 'flushing' (L)	Amount purged during stabilisation (L)	Total purged (L) [^]
1.500	1.100	2.600

Purge/Sample method (inc. flow rate)	Micropurging and low flow sampling. Flow rate approximately 217mls/min.
--------------------------------------	---

Response zone (m bgl)	Sample depth (m bgl)	10.0
-----------------------	----------------------	------

Depth to LNAPL (m)	ND
Depth to DNAPL (m)	ND

Flow Rate ID	CPM2 ID 55
--------------	------------

Initial SWL (m) to top of top hat	TD (m)	Saturated Depth (m)	Measurement Reference Point from top of top hat (m AOD)	SWL (m AOD)
2.200	34.68	32.480	2.699	0.499

SWL at start of purging (m) (i.e. once pump submerged)	SWL on completion of purging (m)	SWL on completion of sampling (m)	Draw Down Level (m) below top hat
2.185	2.180	2.175	2.285

Start of	Temperature (C)	SpC (mS/cm)	pH (units)	Salinity (pss)	DO (%)	ORP (mV)
Purging	14.71	1.450	8.19	0.71	11.3	-191
Sample	14.12	1.346	7.41	0.66	2.5	-176

Samples retrieved	Cation/ anion / pH 1x1 litre plastic,
-------------------	---------------------------------------

Additional Samples	
--------------------	--

Other Information:	Measurement reference point = top of standpipe. Therefore, the SWL is the distance from the top of the standpipe to water level, TD is the distance from the top of the standpipe to the bottom of the hole and the saturated depth (TD-SWL) refers to the height of water in metres within the standpipe. AOD level calculated from
Standpipe Internal Diameter (mm)	74
Height of Standpipe (m)	1.13
Purge water and Sample Description:	Clear, colourless, odourless.
Radiological screen:	N/A
gamma = $\mu\text{Sv/h}$	alpha = cps beta = cps Average = N/A Peak = N/A
$\mu\text{Sv/h}$ = microsieverts per hour	cps = counts per second PID = Photoionisation detector
Engineer: - R.E.	Signed:
Reviewer:	Signed:

* The Flow Rate ID is the ID the instrument gives for each different flow setting i.e. the venting cycle.
[^] = calculated value

Borehole Ref.
Pz 2009_12



Groundwater Sampling Data Sheet

Project:
Sizewell (29816-08)

Sheet 2 of 2

Insitu Physicochemical Parameter Stabilisation						
Minutes	Temperature (C)	SpC (mS/cm)	pH (units)	Salinity (pss)	DO (%)	ORP (mV)
0	14.71	1.450	8.19	0.71	11.3	-191
1	14.70	1.380	7.78	0.68	6.1	-185
2	14.27	1.358	7.61	0.67	4.0	-178
3	14.17	1.343	7.49	0.67	3.0	-176
4	14.12	1.346	7.41	0.66	2.5	-176
5						
6						
7						
8						
9						
10						
11						
12						
13						
14						
15						
16						
17						
18						
19						
20						
21						
22						
23						
24						
25						
26						
27						
28						
29						
30						
31						
32						
33						
34						
35						
36						
37						
38						
39						
40						
41						
42						
43						
44						
45						
46						
47						

Engineer: - R.E.	Signed:
Reviewer: -	Signed:



Groundwater Sampling Data Sheet

Sheet 1 of 2

Borehole Ref.
Pz 2009_14

Project:
Sizewell (29816-08)

Date	19.4.11
Temperature (C)	~12 degrees

Weather and Ground Conditions	Dry, sunny. Sand (dry)
-------------------------------	------------------------

Start time of purging ('flushing')	Time stabilisation Purging initiated	Finish time of purging /Start of sampling	Total duration of purging^
09:45	09:51	09:55	00:10

Amount purged during 'flushing' (L)	Amount purged during stabilisation (L)	Total purged (L)^
1.500	1.000	2.500

Purge/Sample method (inc. flow rate)	Micropurging and low flow sampling. Flow rate approximately 250mls/min.
--------------------------------------	---

Response zone (m bgl)	Sample depth (m bgl)	10.0
-----------------------	----------------------	------

Depth to LNAPL (m)	ND	Flow Rate ID	CPM2 ID 55
Depth to DNAPL (m)	ND		

Initial SWL (m) to top of top hat	TD (m)	Saturated Depth (m)	Measurement Reference Point from top of top hat (m AOD)	SWL (m AOD)
6.754	20.52	13.768	7.347	0.593

SWL at start of purging (m) (i.e. once pump submerged)	SWL on completion of purging (m)	SWL on completion of sampling (m)	Draw Down Level (m)
6.745	6.750	6.735	6.845

Start of Purging	Temperature (C)	SpC (mS/cm)	pH (units)	Salinity (pss)	DO (%)	ORP (mV)
	13.88	0.502	8.00	0.24	58.5	-110
Sample	13.41	0.416	8.09	0.2	62.0	-86

Samples retrieved	Cation / anion / pH 1x1 litre plastic
-------------------	---------------------------------------

Additional Samples	
--------------------	--

Other Information:	Measurement reference point = top of standpipe. Therefore, the SWL is the distance from the top of the standpipe to water level, TD is the distance from the top of the standpipe to the bottom of the hole and the saturated depth (TD-SWL) refers to the height of water in metres within the standpipe. AOD level calculated from		
Standpipe Internal Diameter (mm)	74		
Height of Standpipe (m)	1.08		
Purge water and Sample Description:	Clear, colourless, odourless		
Radiological screen:	N/A	PID screen (parts per million):	
gamma = μ Sv/h	alpha = cps	beta = cps	Average = N/A Peak = N/A
μ Sv/h = microsieverts per hour	cps = counts per second	PID = Photoionisation detector	
Engineer: - R.E.	Signed:		
Reviewer:	Signed:		

* The Flow Rate ID is the ID the instrument gives for each different flow setting i.e. the venting cycle.

^ = calculated value



Borehole Ref.
Pz 2009_14

Groundwater Sampling Data Sheet

Project:
Sizewell (29816-08)

Sheet 2 of 2

Insitu Physiochemical Parameter Stabilisation						
Minutes	Temperature (C)	SpC (mS/cm)	pH (units)	Salinity (pss)	DO (%)	ORP (mV)
0	13.88	0.502	8.00	0.24	58.5	-110
1	13.78	0.457	8.05	0.21	60.2	-104
2	13.65	0.429	8.05	0.20	60.9	-95
3	13.58	0.419	8.06	0.20	61.6	-90
4	13.41	0.416	8.09	0.20	62.0	-86
5						
6						
7						
8						
9						
10						
11						
12						
13						
14						
15						
16						
17						
18						
19						
20						
21						
22						
23						
24						
25						
26						
27						
28						
29						
30						

Engineer: - R.E.	Signed:
Reviewer: -	Signed:



Groundwater Sampling Data Sheet

Sheet 1 of 2

Borehole Ref.
Pz 2009_15

Project:
Sizewell (29816-08)

Date	20.4.11
Temperature (C)	~12 degrees

Weather and Ground Conditions	Dry, sunny. Gravel (dry)
-------------------------------	--------------------------

Start time of purging ('flushing')	Time stabilisation Purging initiated	Finish time of purging /Start of sampling	Total duration of purging^
12:07	12:14	12:19	00:12

Amount purged during 'flushing' (L)	Amount purged during stabilisation (L)	Total purged (L)^
1.500	1.300	2.800

Purge/Sample method (inc. flow rate)	Micropurging and low flow sampling. Flow rate approximately 233mls/min.
--------------------------------------	---

Response zone (m bgl)	Sample depth (m bgl)	10.00
-----------------------	----------------------	-------

Depth to LNAPL (m)	ND	Flow Rate ID	CPM2 ID 55
Depth to DNAPL (m)	ND		

Initial SWL (m) to top of top hat	TD (m)	Saturated Depth (m)	Measurement Reference Point from top of top hat (m AOD)	SWL (m AOD)
1.726	39.50	37.774	2.269	0.543

SWL at start of purging (m) (i.e. once pump submerged)	SWL on completion of purging (m)	SWL on completion of sampling (m)	Draw Down Level (m)
1.715	1.710	1.718	1.815

Start of Purging	Temperature (C)	SpC (mS/cm)	pH (units)	Salinity (pss)	DO (%)	ORP (mV)
	16.35	1.910	8.37	0.95	6.4	-221
Sample	15.04	1.800	7.38	0.9	1.4	-183

Samples retrieved	Cation / anion / pH 1x1 litre plastic.
-------------------	--

Additional Samples	
--------------------	--

Other Information:	Measurement reference point = top of standpipe. Therefore, the SWL is the distance from the top of the standpipe to water level, TD is the distance from the top of the standpipe to the bottom of the hole and the saturated depth (TD-SWL) refers to the height of water in metres within the standpipe. AOD level calculated from		
Standpipe Internal Diameter (mm)	74		
Height of Standpipe (m)	0.99		
Purge water and Sample Description:	Clear, colourless, odourless		
Radiological screen:	N/A	PID screen (parts per million):	
gamma = μ Sv/h	alpha = cps	beta = cps	Average = N/A Peak = N/A
μ Sv/h = microsieverts per hour	cps = counts per second	PID = Photoionisation detector	
Engineer: - R.E.	Signed:		
Reviewer:	Signed:		

* The Flow Rate ID is the ID the instrument gives for each different flow setting i.e. the venting cycle.

^ = calculated value



Borehole Ref.
Pz 2009_15

Groundwater Sampling Data Sheet

Project:
Sizewell (29816-08)

Sheet 2 of 2

Insitu Physiochemical Parameter Stabilisation						
Minutes	Temperature (C)	SpC (mS/cm)	pH (units)	Salinity (pss)	DO (%)	ORP (mV)
0	16.35	1.91	8.37	0.95	6.4	-221
1	16.00	1.84	7.91	0.92	3.5	-198
2	15.73	1.81	7.67	0.90	2.6	-188
3	15.48	1.80	7.53	0.9	2.0	-184
4	15.22	1.79	7.44	0.9	1.6	-183
5	15.04	1.80	7.38	0.9	1.4	-183
6						
7						
8						
9						
10						
11						
12						
13						
14						
15						
16						
17						
18						
19						
20						
21						
22						
23						
24						
25						
26						
27						
28						
29						
30						

Engineer: - R.E.	Signed:
Reviewer: -	Signed:



Groundwater Sampling Data Sheet

Sheet 1 of 2

Borehole Ref.
Pz 2009_16

Project:
Sizewell (29816-08)

Date	19.4.11
Temperature (C)	~12 degrees

Weather and Ground Conditions	Dry, sunny. Sand (dry)
-------------------------------	------------------------

Start time of purging ('flushing')	Time stabilisation Purging initiated	Finish time of purging /Start of sampling	Total duration of purging^
11:25	11:32	11:36	00:11

Amount purged during 'flushing' (L)	Amount purged during stabilisation (L)	Total purged (L)^
1.500	1.000	2.500

Purge/Sample method (inc. flow rate)	Micropurging and low flow sampling. Flow rate approximately 227mls/min.
--------------------------------------	---

Response zone (m bgl)	Sample depth (m bgl)	15.00
-----------------------	----------------------	-------

Depth to LNAPL (m)	ND	Flow Rate ID	CPM2 ID 55
Depth to DNAPL (m)	ND		

Initial SWL (m) to top of top hat	TD (m)	Saturated Depth (m)	Measurement Reference Point from top of top hat (m AOD)	SWL (m AOD)
3.997	55.60	51.603	4.577	0.580

SWL at start of purging (m) (i.e. once pump submerged)	SWL on completion of purging (m)	SWL on completion of sampling (m)	Draw Down Level (m)
3.998	3.996	3.995	4.098

Start of Purging	Temperature (C)	SpC (mS/cm)	pH (units)	Salinity (pss)	DO (%)	ORP (mV)
	17.27	1.273	7.16	0.63	8.2	-113
Sample	16.93	1.269	7.29	0.63	2.0	-131

Samples retrieved	Cation / anion / pH 1x1 litre plastic
-------------------	---------------------------------------

Additional Samples	
--------------------	--

Other Information:	Measurement reference point = top of standpipe. Therefore, the SWL is the distance from the top of the standpipe to water level, TD is the distance from the top of the standpipe to the bottom of the hole and the saturated depth (TD-SWL) refers to the height of water in metres within the standpipe. AOD level calculated from		
Standpipe Internal Diameter (mm)	74		
Height of Standpipe (m)	0.99		
Purge water and Sample Description:	Clear, colourless, odourless		
Radiological screen:	N/A	PID screen (parts per million):	
gamma = μ Sv/h	alpha = cps	beta = cps	Average = N/A Peak = N/A
μ Sv/h = microsieverts per hour	cps = counts per second	PID = Photoionisation detector	
Engineer: - R.E.	Signed:		
Reviewer:	Signed:		

* The Flow Rate ID is the ID the instrument gives for each different flow setting i.e. the venting cycle.

^ = calculated value



Borehole Ref.
Pz 2009_16

Groundwater Sampling Data Sheet

Project:
Sizewell (29816-08)

Sheet 2 of 2

Insitu Physiochemical Parameter Stabilisation						
Minutes	Temperature (C)	SpC (mS/cm)	pH (units)	Salinity (pss)	DO (%)	ORP (mV)
0	17.27	1.273	7.16	0.63	8.2	-113
1	17.13	1.280	7.19	0.63	6.1	-117
2	17.04	1.272	7.22	0.63	4.0	-123
3	16.96	1.269	7.24	0.63	2.7	-128
4	16.93	1.269	7.29	0.63	2.0	-131
5						
6						
7						
8						
9						
10						
11						
12						
13						
14						
15						
16						
17						
18						
19						
20						
21						
22						
23						
24						
25						
26						
27						
28						
29						
30						

Engineer: - R.E.	Signed:
Reviewer: -	Signed:



Groundwater Sampling Data Sheet

Sheet 1 of 2

Borehole Ref.
Pz 2009_18

Project:
Sizewell (29816-08)

Date	19.4.11
Temperature (C)	~12 degrees

Weather and Ground Conditions	Dry, sunny. Sand / grass (dry)
-------------------------------	--------------------------------

Start time of purging ('flushing')	Time stabilisation Purging initiated	Finish time of purging /Start of sampling	Total duration of purging^
13:58	14:03	14:23	00:25

Amount purged during 'flushing' (L)	Amount purged during stabilisation (L)	Total purged (L)^
1.500	4.700	6.200

Purge/Sample method (inc. flow rate)	Micropurging and low flow sampling. Flow rate approximately 248mls/min.
--------------------------------------	---

Response zone (m bgl)	Sample depth (m bgl)	10.0
-----------------------	----------------------	------

Depth to LNAPL (m)	ND	Flow Rate ID	CPM2 ID 55
Depth to DNAPL (m)	ND		

Initial SWL (m) to top of top hat	TD (m)	Saturated Depth (m)	Measurement Reference Point from top of top hat (m AOD)	SWL (m AOD)
1.238	14.25	13.012	1.839	0.601

SWL at start of purging (m) (i.e. once pump submerged)	SWL on completion of purging (m)	SWL on completion of sampling (m)	Draw Down Level (m)
1.245	1.251	1.251	1.345

Start of Purging	Temperature (C)	SpC (mS/cm)	pH (units)	Salinity (pss)	DO (%)	ORP (mV)
	16.80	5.960	7.05	3.21	4.8	-89
Sample	14.88	6.650	6.86	3.60	0.8	-85

Samples retrieved	Cation / anion / pH 1x1 litre plastic
-------------------	---------------------------------------

Additional Samples	
--------------------	--

Other Information:	Measurement reference point = top of standpipe. Therefore, the SWL is the distance from the top of the standpipe to water level, TD is the distance from the top of the standpipe to the bottom of the hole and the saturated depth (TD-SWL) refers to the height of water in metres within the standpipe. AOD level calculated from		
Standpipe Internal Diameter (mm)	74		
Height of Standpipe (m)			
Purge water and Sample Description: Odourless, brown and turbid with fine suspended sediment.			
Radiological screen:	N/A	PID screen (parts per million):	
gamma = μSv/h	alpha = cps	beta = cps	Average = N/A Peak = N/A
μ Sv/h = microsieverts per hour	cps = counts per second	PID = Photoionisation detector	
Engineer: - R.E.	Signed:		
Reviewer:	Signed:		

* The Flow Rate ID is the ID the instrument gives for each different flow setting i.e. the venting cycle.

^ = calculated value



Borehole Ref.
Pz 2009_18

Groundwater Sampling Data Sheet

Project:
Sizewell (29816-08)

Sheet 2 of 2

Insitu Physiochemical Parameter Stabilisation						
Minutes	Temperature (C)	SpC (mS/cm)	pH (units)	Salinity (pss)	DO (%)	ORP (mV)
0	16.80	5.96	7.05	3.21	4.8	-95
1	16.29	6.13	7.01	3.31	2.4	-89
2	15.94	6.18	6.99	3.33	1.7	-87
3	15.87	6.20	6.98	3.34	1.3	-87
4	15.83	6.21	6.97	3.35	1.2	-86
5	15.78	6.25	6.95	3.37	1.1	-86
6	15.66	6.30	6.95	3.39	1.0	-86
7	15.39	6.32	6.93	3.40	1.0	-85
8	15.19	6.36	6.91	3.43	0.9	-84
9	15.09	6.39	6.91	3.45	0.9	-84
10	15.27	6.42	6.91	3.47	0.9	-85
11	15.35	6.45	6.90	3.48	0.9	-84
12	15.28	6.48	6.90	3.50	0.8	-85
13	15.36	6.51	6.91	3.51	0.9	-86
14	15.31	6.54	6.90	3.54	0.8	-86
15	15.34	6.56	6.90	3.55	0.8	-86
16	15.25	6.58	6.88	3.56	0.8	-85
17	15.07	6.59	6.88	3.57	0.8	-85
18	14.96	6.62	6.87	3.58	0.8	-85
19	14.92	6.63	6.87	3.59	0.8	-85
20	14.88	6.65	6.86	3.60	0.8	-85
21						
22						
23						
24						
25						
26						
27						
28						
29						
30						

Engineer: - R.E.	Signed:
Reviewer: -	Signed:



Borehole Ref.
GW5 / Pz 2009_19

Groundwater Sampling Data Sheet

Sheet 1 of 2

Project:
Sizewell (29816-08)

Date	18.4.11
Temperature (C)	~15 degrees

Weather and Ground Conditions	Sunny, dry
-------------------------------	------------

Start time of purging ('flushing')	Time stabilisation Purging initiated	Finish time of purging /Start of sampling	Total duration of purging [^]
16:44	16:52	16:56	00:12

Amount purged during 'flushing' (L)	Amount purged during stabilisation (L)	Total purged (L)
1.500	0.900	2.400

Purge/Sample method (inc. flow rate)	Micropurging and low flow sampling. Flow rate approximately 200mls/min.
--------------------------------------	---

Response zone (m bgl)	Sample depth (m bgl)	10.00
-----------------------	----------------------	-------

Depth to LNAPL (m)	ND	Flow Rate ID	CPM2 ID 55
Depth to DNAPL (m)	ND		

Initial SWL (m) to top of top hat	TD (m)	Saturated Depth (m)	Measurement Reference Point from top of top hat (m AOD)	SWL (m AOD)
7.419	12.19	4.771		

SWL at start of purging (m) (i.e. once pump submerged)	SWL on completion of purging (m)	SWL on completion of sampling (m)	Draw Down Level (m)
7.419	7.422	7.423	7.519

Start of Purging	Temperature (C)	SpC (mS/cm)	pH (units)	Salinity (pss)	DO (%)	ORP (mV)
	13.39	0.311	6.51	0.15	45.9	123
Sample	11.87	0.267	6.16	0.13	37.7	140

Samples retrieved	Cation / anion / pH 1 x 1 ltr filtered plastic
-------------------	--

Additional Samples	
--------------------	--

Other Information:	Measurement reference point = top of standpipe. Therefore, the SWL is the distance from the top of the standpipe to water level, TD is the distance from the top of the standpipe to the bottom of the hole and the saturated depth (TD-SWL) refers to the height of water in metres within the standpipe. AOD level calculated from		
Standpipe Internal Diameter (mm)	74		
Height of Standpipe (m)			
Purge water and Sample Description: Pale brown, odourless, trace suspended sediment			
Radiological screen:	N/A	PID screen (parts per million):	
gamma = μSv/h	alpha = cps	beta = cps	Average = N/A Peak = N/A
<small>μSv/h = microsieverts per hour</small>	<small>cps = counts per second</small>	<small>PID = Photoionisation detector</small>	
Engineer: -	Signed:		
Reviewer:	Signed:		

^{*} The Flow Rate ID is the ID the instrument gives for each different flow setting i.e. the venting cycle.
[^] = calculated value



Borehole Ref.
GW5 / Pz 2009_19

Groundwater Sampling Data Sheet

Project:
Sizewell (29816-08)

Sheet 2 of 2

Insitu Physiochemical Parameter Stabilisation						
Minutes	Temperature (C)	SpC (mS/cm)	pH (units)	Salinity (pss)	DO (%)	ORP (mV)
0	13.39	0.311	6.51	0.15	45.9	123
1	12.92	0.285	6.45	0.13	42.0	128
2	12.53	0.272	6.35	0.13	39.6	134
3	12.23	0.270	6.26	0.13	38.0	138
4	11.87	0.267	6.16	0.13	37.7	140
5						
6						
7						
8						
9						
10						
11						
12						
13						
14						
15						
16						
17						
18						
19						
20						
21						
22						
23						
24						
25						
26						
27						
28						
29						
30						

Engineer: - R.E.	Signed:
Reviewer: -	Signed:



Groundwater Sampling Data Sheet

Sheet 1 of 2

Borehole Ref.
Pz 2009_21

Project:
Sizewell (29816-08)

Date	19.4.11
Temperature (C)	~12 degrees

Weather and Ground Conditions	Dry, sunny. Concrete
-------------------------------	----------------------

Start time of purging ('flushing')	Time stabilisation Purging initiated	Finish time of purging /Start of sampling	Total duration of purging^
10:28	10:36	10:45	00:17

Amount purged during 'flushing' (L)	Amount purged during stabilisation (L)	Total purged (L)^
1.500	2.000	3.500

Purge/Sample method (inc. flow rate)	Micropurging and low flow sampling. Flow rate approximately 206mls/min.
--------------------------------------	---

Response zone (m bgl)	Sample depth (m bgl)	7.30
-----------------------	----------------------	------

Depth to LNAPL (m)	ND
Depth to DNAPL (m)	ND

Flow Rate ID	CPM2 ID 55
--------------	------------

Initial SWL (m) to top of top hat	TD (m)	Saturated Depth (m)	Measurement Reference Point from top of top hat (m AOD)	SWL (m AOD)
5.695	10.100	4.405		

SWL at start of purging (m) (i.e. once pump submerged)	SWL on completion of purging (m)	SWL on completion of sampling (m)	Draw Down Level (m)
5.680	5.709	5.700	5.780

Start of Purging	Temperature (C)	SpC (mS/cm)	pH (units)	Salinity (pss)	DO (%)	ORP (mV)
	16.32	1.335	7.06	0.66	24.6	-30
Sample	15.76	1.384	6.97	0.69	5.8	-49

Samples retrieved	Cation / anion / pH 1x1 litre plastic
-------------------	---------------------------------------

Additional Samples	
--------------------	--

Other Information:	Measurement reference point = top of standpipe. Therefore, the SWL is the distance from the top of the standpipe to water level, TD is the distance from the top of the standpipe to the bottom of the hole and the saturated depth (TD-SWL) refers to the height of water in metres within the standpipe. AOD level calculated from		
Standpipe Internal Diameter (mm)	74		
Height of Standpipe (m)	-0.23m (measured from GL)		
Purge water and Sample Description:	Brown, turbid, odourless		
Radiological screen:	N/A		PID screen (parts per million):
gamma = μ Sv/h	alpha = cps	beta = cps	Average = N/A Peak = N/A
μ Sv/h = microsieverts per hour	cps = counts per second		PID = Photoionisation detector
Engineer: - R.E.	Signed:		
Reviewer:	Signed:		

* The Flow Rate ID is the ID the instrument gives for each different flow setting i.e. the venting cycle.

^ = calculated value

ND=not detected,n/a=not applicable.SWL=Surface Water level, TD=Total Depth.

SpC=Specific Conductance, mS/cm=millisiemens per centimetre, pss=practical salinity scale, DO=Dissolved Oxygen, ORP=Oxidation Redox Potential, mV=millivolts



Borehole Ref.
Pz 2009_21

Groundwater Sampling Data Sheet

Project:
Sizewell (29816-08)

Sheet 2 of 2

Insitu Physiochemical Parameter Stabilisation						
Minutes	Temperature (C)	SpC (mS/cm)	pH (units)	Salinity (pss)	DO (%)	ORP (mV)
0	16.32	1.335	7.06	0.66	24.6	-30
1	16.35	1.365	7.05	0.68	15.1	-35
2	16.17	1.374	6.99	0.68	13.0	-38
3	16.08	1.380	6.96	0.69	8.3	-41
4	16.01	1.383	6.97	0.68	7.9	-43
5	15.95	1.388	7.02	0.69	5.7	-45
6	15.9	1.382	6.99	0.69	9.5	-46
7	15.82	1.389	6.99	0.69	7.2	-47
8	15.84	1.387	6.97	0.69	5.3	-48
9	15.76	1.384	6.97	0.69	5.8	-49
10						
11						
12						
13						
14						
15						
16						
17						
18						
19						
20						
21						
22						
23						
24						
25						
26						
27						
28						
29						
30						

Engineer: - R.E.	Signed:
Reviewer: -	Signed:



Groundwater Sampling Data Sheet

Sheet 1 of 2

Borehole Ref.
Pz 2009_3

Project:
Sizewell (29816-08)

Date	26/05/2011
Temperature (C)	~12 degrees

Weather and Ground Conditions	Overcast, warm, slight southerly breeze
-------------------------------	---

Start time of purging ('flushing')	Time stabilisation Purging initiated	Finish time of purging /Start of sampling	Total duration of purging [^]
11:16	11:21	11:25	00:09

Amount purged during 'flushing' (L)	Amount purged during stabilisation (L)	Total purged (L) [^]
1.500	1.500	3.000

Purge/Sample method (inc. flow rate)	Micropurging and low flow sampling. Flow rate 333ml/min.
--------------------------------------	--

Response zone (m bgl)	Sample depth (m bgl)	10.0
-----------------------	----------------------	------

Depth to LNAPL (m)	ND
Depth to DNAPL (m)	ND

Flow Rate ID*	CPM3 ID 84
---------------	------------

Initial SWL (m) to top of top hat	TD (m)	Saturated Depth (m) [^]	Measurement Reference Point from top of top hat (m AOD)	SWL (m AOD)
2.152	47.10	44.948	2.590	0.438

SWL at start of purging (m) (i.e. once pump submerged)	SWL on completion of purging (m)	SWL on completion of sampling (m)	Draw Down Level (m)
2.156	2.172	2.185	2.256

Start of Purging	Temperature (C)	SpC (mS/cm)	pH (units)	Salinity (pss)	DO (%)	ORP (mV)
	15.72	3.94	10.34	2.08	2.6	-277
Sample	14.58	4.09	10.74	2.14	1.3	-254

Samples retrieved	Cation / Anion / pH 1x1 litre plastic
-------------------	---------------------------------------

Additional Samples	
--------------------	--

Other Information:	Measurement reference point = top of top hat. Therefore, the SWL is the distance from the top of the top hat to water level, TD is the distance from the top of the top hat to the bottom of the hole and the saturated depth (TD-SWL) refers to the height of water in metres within the standpipe. AOD level calculated from top of top hat
Standpipe Internal Diameter (mm)	74
Height of Top Hat (m)	1.03
Purge water and Sample Description:	Brownish grey, turbid, brine odour
Engineer: - Rob Eaton / James Boyle	Signed:
Reviewer:	Signed:

* The Flow Rate ID is the ID the instrument gives for each different flow setting i.e. the venting cycle.

[^] = calculated value



Borehole Ref.
Pz 2009_3

Groundwater Sampling Data Sheet

Project:
Sizewell (29816-08)

Sheet 2 of 2

Insitu Physiochemical Parameter Stabilisation						
Minutes	Temperature (C)	SpC (mS/cm)	pH (units)	Salinity (pss)	DO (%)	ORP (mV)
0	15.72	3.94	10.34	2.08	2.6	-277
1	15.19	4.05	10.59	2.12	1.6	-268
2	15.02	4.06	10.67	2.13	1.5	-263
3	14.80	4.08	10.72	2.14	1.4	-258
4	14.58	4.09	10.74	2.14	1.3	-254
5	Physiochemical Parameters Stabilised at 5 minutes					
6						
7						
8						
9						
10						
11						
12						
13						
14						
15						
16						
17						
18						
19						
20						
21						
22						
23						
24						
25						
26						
27						
28						
29						
30						

Engineer: - Rob Eaton / James Boyle	Signed:
Reviewer: -	Signed:



Groundwater Sampling Data Sheet

Sheet 1 of 2

Borehole Ref.
Pz 2009_5

Project:
Sizewell (29816-08)

Date	26/05/2011
Temperature (C)	~ 12 degrees

Weather and Ground Conditions	Rain/overcast, wet gravel underfoot
-------------------------------	-------------------------------------

Start time of purging ('flushing')	Time stabilisation Purging initiated	Finish time of purging /Start of sampling	Total duration of purging [^]
17:11	17:16	17:19	00:08

Amount purged during 'flushing' (L)	Amount purged during stabilisation (L)	Total purged (L) [^]
1.500	0.900	2.400

Purge/Sample method (inc. flow rate)	Micropurging and low flow sampling. Flow rate approximately 300ml/min
--------------------------------------	---

Response zone (m bgl)	Sample depth (m bgl)	10.0
-----------------------	----------------------	------

Depth to LNAPL (m)	ND	Flow Rate ID	CPM3 ID84
Depth to DNAPL (m)	ND		

Initial SWL (m) to top of top hat	TD (m)	Saturated Depth (m)	Measurement Reference Point from top of top hat (m AOD)	SWL (m AOD)
1.750	21.06	19.310	2.427	0.677

SWL at start of purging (m) (i.e. once pump submerged)	SWL on completion of purging (m)	SWL on completion of sampling (m)	Draw Down Level (m)
1.754	1.752	1.746	1.854

Start of Purging	Temperature (C)	SpC (mS/cm)	pH (units)	Salinity (pss)	DO (%)	ORP (mV)
	14.78	1.580	6.63	0.79	4.6	-110
Sample	14.05	1.570	6.62	0.78	1.8	-121

Samples retrieved	Cation / Anion / pH 1x1 litre plastic
-------------------	---------------------------------------

Additional Samples	
--------------------	--

Other Information:	Measurement reference point = top of top hat. Therefore, the SWL is the distance from the top of the top hat to water level, TD is the distance from the top of the top hat to the bottom of the hole and the saturated depth (TD-SWL) refers to the height of water in metres within the standpipe. AOD level calculated from top of top hat
Standpipe Internal Diameter (mm)	74
Height of Top Hat (m)	1.01
Purge water and Sample Description:	Clear, colourless, odourless
Engineer: - Rob Eaton / James Boyle	Signed:
Reviewer:	Signed:

* The Flow Rate ID is the ID the instrument gives for each different flow setting i.e. the venting cycle.

[^] = calculated value



Borehole Ref.
Pz 2009_5

Groundwater Sampling Data Sheet

Project:
Sizewell (29816-08)

Sheet 2 of 2

Insitu Physiochemical Parameter Stabilisation						
Minutes	Temperature (C)	SpC (mS/cm)	pH (units)	Salinity (pss)	DO (%)	ORP (mV)
0	14.78	1.580	6.63	0.79	4.6	-110
1	14.51	1.580	6.62	0.78	2.7	-114
2	14.23	1.570	6.62	0.78	2.1	-118
3	14.05	1.570	6.62	0.78	1.8	-121
4	Physiochemical Parameters Stabilised at 4 minutes					
5						
6						
7						
8						
9						
10						
11						
12						
13						
14						
15						
16						
17						
18						
19						
20						
21						
22						
23						
24						
25						
26						
27						
28						
29						
30						

Engineer: - Rob Eaton / James Boyle	Signed:
Reviewer: -	Signed:



Groundwater Sampling Data Sheet

Sheet 1 of 2

Borehole Ref.
PZ2009_6

Project:
29816-08

Date	20/05/2011
Temperature (C)	12 degrees

Weather and Ground Conditions	Sunny, clear, dry gravel and grass underfoot
-------------------------------	--

Start time of purging ('flushing')	Time stabilisation Purging initiated	Finish time of purging/Start of sampling	Total duration of purging^
10:11	10:18	10:23	00:12

Amount purged during 'flushing' (L)	Amount purged during stabilisation (L)	Total purged (L)^
1.500	1.900	3.400

Purge/Sample method (inc. flow rate)	Micropurging and low flow sampling. Flow rate approx. 283 mls / min
--------------------------------------	---

Response zone (m bgl)	11.2 - 20.0	Sample depth (m bgl)	15.60
-----------------------	-------------	----------------------	-------

Depth to LNAPL (m)	ND
Depth to DNAPL (m)	ND

Flow Rate ID	CPM4 ID110
--------------	------------

Initial SWL (m) to top of top hat	TD (m)	Saturated Depth (m)^	Measurement Reference Point (m AOD)	SWL (m AOD)
2.121	21.550	19.429	2.585	0.464

SWL at start of purging (m) (i.e. once pump submerged)	SWL on completion of purging (m)	SWL on completion of sampling (m)	Draw Down Level (m)
2.115	2.119	2.107	2.215

Start of	Temperature (C)	SpC (mS/cm)	pH (units)	Salinity (pss)	DO (%)	ORP (mV)
Purging	15.26	1.79	7.27	0.89	11.1	-167
Sample	14.33	1.62	7.31	0.81	3.6	-196

Samples retrieved	Cation / anion / pH 1x1 litre plastic
-------------------	---------------------------------------

Additional Samples	
--------------------	--

Other Information:	Measurement reference point = top of top hat. Therefore, the SWL is the distance from the top of the top hat to water level, TD is the distance from the top of the top hat to the bottom of the hole and the saturated depth (TD-SWL) refers to the height of water in metres within the standpipe. AOD level calculated from top of top hat
Standpipe Internal Diameter (mm)	74
Height of Top hat (m)	1
Purge water and Sample Description:	clear, colourless, odourless, organic suspended sediment
Engineer: - Rob Eaton / James Boyle	Signed:
Reviewer: - Sue Slaven	Signed:

* The Flow Rate ID is the ID the instrument gives for each different flow setting i.e. the venting cycle.

^ = calculated value



Borehole Ref.
PZ2009_6

Groundwater Sampling Data Sheet

Project:
29816-08

Sheet 2 of 2

Insitu Physiochemical Parameter Stabilisation						
Minutes	Temperature (C)	SpC (mS/cm)	pH (units)	Salinity (pss)	DO (%)	ORP (mV)
0	15.26	1.79	7.27	0.89	11.1	-167
1	14.88	1.68	7.28	0.84	5.6	-181
2	14.65	1.64	7.24	0.81	4.6	-189
3	14.41	1.62	7.31	0.81	4.2	-193
4	14.33	1.62	7.31	0.81	3.9	-195
5	14.33	1.62	7.31	0.81	3.6	-196
6	Physiochemical Parameters Stabilised at 6 minutes					
7						
8						
9						
10						
11						
12						
13						
14						
15						
16						
17						
18						
19						
20						
21						
22						
23						
24						
25						
26						
27						
28						
29						
30						

Engineer: - Rob Eaton / James Boyle	Signed:
Reviewer: - Sue Slaven	Signed:



Groundwater Sampling Data Sheet

Sheet 1 of 2

Borehole Ref.
Pz 2009_7

Project:
Sizewell (29816-08)

Date	26/05/2011
Temperature (C)	~12 degrees

Weather and Ground Conditions	Overcast, slight drizzle, slight breeze
-------------------------------	---

Start time of purging ('flushing')	Time stabilisation Purging initiated	Finish time of purging /Start of sampling	Total duration of purging [^]
10:27	10:32	10:38	00:11

Amount purged during 'flushing' (L)	Amount purged during stabilisation (L)	Total purged (L) [^]
1.500	1.900	3.400

Purge/Sample method (inc. flow rate)	Micropurging and low flow sampling. Flow rate approximately 309mls/min.
--------------------------------------	---

Response zone (m bgl)	Sample depth (m bgl)	10.0
-----------------------	----------------------	------

Depth to LNAPL (m)	ND	Flow Rate ID	CPM3 ID 80
Depth to DNAPL (m)	ND		

Initial SWL (m) to top of top hat	TD (m)	Saturated Depth (m)	Measurement Reference Point from top of top hat (m AOD)	SWL (m AOD)
2.028	20.72	18.692	2.505	0.477

SWL at start of purging (m) (i.e. once pump submerged) below top hat	SWL on completion of purging (m)	SWL on completion of sampling (m)	Draw Down Level (m) below top hat
2.033	2.045	2.042	2.133

Start of Purging	Temperature (C)	SpC (mS/cm)	pH (units)	Salinity (pss)	DO (%)	ORP (mV)
	15.67	2.66	6.85	1.22	11.2	-110
Sample	14.29	1.49	7.09	0.74	2.1	-165

Samples retrieved	Cation / anion / pH 1x1 litre plastic
-------------------	---------------------------------------

Additional Samples	
--------------------	--

Other Information:	Measurement reference point = top of top hat. Therefore, the SWL is the distance from the top of the top hat to water level, TD is the distance from the top of the top hat to the bottom of the hole and the saturated depth (TD-SWL) refers to the height of water in metres within the standpipe. AOD level calculated from top of top hat
Standpipe Internal Diameter (mm)	74
Height of Top Hat (m)	0.81
Purge water and Sample Description:	Clear, colourless, odourless
Engineer: - Rob Eaton / James Boyle	Signed:
Reviewer:	Signed:

[^] The Flow Rate ID is the ID the instrument gives for each different flow setting i.e. the venting cycle.
[^] = calculated value



Borehole Ref.
Pz 2009_7

Groundwater Sampling Data Sheet

Project:
Sizewell (29816-08)

Sheet 2 of 2

Insitu Physiochemical Parameter Stabilisation						
Minutes	Temperature (C)	SpC (mS/cm)	pH (units)	Salinity (pss)	DO (%)	ORP (mV)
0	15.67	2.66	6.85	1.22	11.2	-110
1	15.42	1.83	6.90	0.91	6.0	-130
2	15.18	1.61	6.96	0.80	4.0	-142
3	14.88	1.55	7.00	0.77	3.1	-151
4	14.62	1.52	7.05	0.76	2.6	-157
5	14.40	1.51	7.07	0.75	2.4	-161
6	14.29	1.49	7.09	0.74	2.1	-165
7	Physiochemical Parameters Stabilised at 7 minutes					
8						
9						
10						
11						
12						
13						
14						
15						
16						
17						
18						
19						
20						
21						
22						
23						
24						
25						
26						
27						
28						
29						
30						

Engineer: - Rob Eaton / James Boyle	Signed:
Reviewer: -	Signed:



Groundwater Sampling Data Sheet

Sheet 1 of 2

Borehole Ref.
Pz 2009_10

Project:
Sizewell (29816-08)

Date	26/05/2011
Temperature (C)	~15 degrees

Weather and Ground Conditions	Patchy - sunny/overcast, moderate southwesterly breeze, rain speels, moist ground
-------------------------------	---

Start time of purging ('flushing')	Time stabilisation Purging initiated	Finish time of purging /Start of sampling	Total duration of purging [^]
14:20	14:25	14:31	00:11

Amount purged during 'flushing' (L)	Amount purged during stabilisation (L)	Total purged (L) [^]
1.500	1.800	3.300

Purge/Sample method (inc. flow rate)	Micropurging and low flow sampling. Flow rate approximately 300mls/min.
--------------------------------------	---

Response zone (m bgl)	Sample depth (m bgl)	10.0
-----------------------	----------------------	------

Depth to LNAPL (m)	ND	Flow Rate ID	CPM3 ID84
Depth to DNAPL (m)	ND		

Initial SWL (m) to top of top hat	TD (m)	Saturated Depth (m)	Measurement Reference Point from top of top hat (m AOD)	SWL (m AOD)
2.358	35.300	32.942	2.825	0.467

SWL at start of purging (m) (i.e. once pump submerged)	SWL on completion of purging (m)	SWL on completion of sampling (m)	Draw Down Level (m) below top hat
2.346	2.354	2.360	2.446

Start of Purging	Temperature (C)	SpC (mS/cm)	pH (units)	Salinity (pss)	DO (%)	ORP (mV)
	17.61	3.380	10.75	1.77	16.9	-269
Sample	15.92	3.73	11.56	1.95	1.7	-325

Samples retrieved	Cation / anion / pH 1x1 litre plastic
-------------------	---------------------------------------

Additional Samples	
--------------------	--

Other Information:	Measurement reference point = top of top hat. Therefore, the SWL is the distance from the top of the top hat to water level, TD is the distance from the top of the top hat to the bottom of the hole and the saturated depth (TD-SWL) refers to the height of water in metres within the standpipe. AOD level calculated from top of top hat
Standpipe Internal Diameter (mm)	74
Height of Top Hat (m)	1.04
Purge water and Sample Description:	Clear, colourless, slight brine odour
Engineer: - Rob Eaton / James Boyle	Signed:
Reviewer:	Signed:

* The Flow Rate ID is the ID the instrument gives for each different flow setting i.e. the venting cycle.

[^] = calculated value



Borehole Ref.
Pz 2009_10

Groundwater Sampling Data Sheet

Project:
Sizewell (29816-08)

Sheet 2 of 2

Insitu Physiochemical Parameter Stabilisation						
Minutes	Temperature (C)	SpC (mS/cm)	pH (units)	Salinity (pss)	DO (%)	ORP (mV)
0	17.61	3.38	10.75	1.77	16.9	-269
1	17.22	3.54	11.24	1.86	4.4	-301
2	16.87	3.64	11.43	1.91	2.8	-312
3	16.60	3.69	11.49	1.93	2.2	-317
4	16.34	3.71	11.53	1.94	1.9	-321
5	16.13	3.72	11.55	1.95	1.9	-322
6	15.92	3.73	11.56	1.95	1.7	-325
7	Physiochemical Parameters Stabilised at 7 minutes					
8						
9						
10						
11						
12						
13						
14						
15						
16						
17						
18						
19						
20						
21						
22						
23						
24						
25						
26						
27						
28						
29						
30						

Engineer: - Rob Eaton / James Boyle	Signed:
Reviewer: -	Signed:



Borehole Ref.
Pz 2009_11

Groundwater Sampling Data Sheet

Sheet 1 of 2

Project:
Sizewell (29816-08)

Date: **26/05/2011**
Temperature (C): **~ 12 degrees**

Weather and Ground Conditions: **Overcast, southerly wind, grass and dry gravel**

Start time of purging ('flushing')	Time stabilisation Purging initiated	Finish time of purging of sampling	/Start	Total duration of purging^
12:13	12:19	12:22		00:09

Amount purged during 'flushing' (L)	Amount purged during stabilisation (L)	Total purged (L)^
1.500	1.000	2.500

Purge/Sample method (inc. flow rate): **Micropurging and low flow sampling. Flow rate approximately 278mls/min.**

Response zone (m bgl)	Sample depth (m bgl)	10.5
-----------------------	----------------------	-------------

Depth to LNAPL (m)	ND
Depth to DNAPL (m)	ND

Flow Rate ID	CPM3 ID84
--------------	------------------

Initial SWL (m) to top of top hat	TD (m)	Saturated Depth (m)	Measurement Reference Point from top of top hat (m AOD)	SWL (m AOD)
3.976	20.30	16.324	4.376	0.400

SWL at start of purging (m) (i.e. once pump submerged)	SWL on completion of purging (m)	SWL on completion of sampling (m)	Draw Down Level (m) below top hat
3.973	3.981	3.985	4.073

Start of	Temperature (C)	SpC (mS/cm)	pH (units)	Salinity (pss)	DO (%)	ORP (mV)
Purging	14.88	3.230	7.90	1.67	7.1	-210
Sample	14.46	3.220	7.68	1.67	3.8	-215

Samples retrieved	Cation / anion / pH 1 x filtered 1 litre plastic
-------------------	---

Additional Samples	
--------------------	--

Other Information:	Measurement reference point = top of top hat. Therefore, the SWL is the distance from the top of the top hat to water level. TD is the distance from the top of the top hat to the bottom of the hole and the saturated depth (TD-SWL) refers to the height of water in metres within the standpipe. AOD level calculated from top of top hat
Standpipe Internal Diameter (mm)	74
Height of Top Hat (m)	1.12
Purge water and Sample Description:	Clear, colourless, marine odour, trace of suspended sediment
Engineer: - Rob Eaton / James Boyle	Signed:
Reviewer:	Signed:

* The Flow Rate ID is the ID the instrument gives for each different flow setting i.e. the venting cycle.
^ = calculated value



Borehole Ref.
Pz 2009_11

Groundwater Sampling Data Sheet

Project:
Sizewell (29816-08)

Sheet 2 of 2

Insitu Physiochemical Parameter Stabilisation						
Minutes	Temperature (C)	SpC (mS/cm)	pH (units)	Salinity (pss)	DO (%)	ORP (mV)
0	14.88	3.230	7.90	1.67	7.1	-210
1	14.73	3.230	7.80	1.67	5.2	-211
2	14.55	3.220	7.73	1.67	4.4	-212
3	14.46	3.220	7.68	1.67	3.8	-215
4	Physiochemical Parameters Stabilised at 4 minutes					
5						
6						
7						
8						
9						
10						
11						
12						
13						
14						
15						
16						
17						
18						
19						
20						
21						
22						
23						
24						
25						
26						
27						
28						
29						
30						

Engineer: - Rob Eaton / James Boyle	Signed:
Reviewer: -	Signed:



Groundwater Sampling Data Sheet

Sheet 1 of 2

Borehole Ref.
Pz 2009_12

Project:
Sizewell (29816-08)

Date	26/05/2011
Temperature (C)	~12 degrees

Weather and Ground Conditions	Overcast, rainy, wet underfoot
-------------------------------	--------------------------------

Start time of purging ('flushing')	Time stabilisation Purging initiated	Finish time of purging /Start of sampling	Total duration of purging [^]
16:10	16:15	16:21	00:11

Amount purged during 'flushing' (L)	Amount purged during stabilisation (L)	Total purged (L) [^]
1.500	1.800	3.300

Purge/Sample method (inc. flow rate)	Micropurging and low flow sampling. Flow rate approximately 300mls/min.
--------------------------------------	---

Response zone (m bgl)		Sample depth (m bgl)	10.0
-----------------------	--	----------------------	------

Depth to LNAPL (m)	ND	Flow Rate ID	CPM3 ID84
Depth to DNAPL (m)	ND		

Initial SWL (m) to top of top hat	TD (m)	Saturated Depth (m)	Measurement Reference Point from top of top hat (m AOD)	SWL (m AOD)
2.108	34.60	32.492	2.699	0.591

SWL at start of purging (m) (i.e. once pump submerged)	SWL on completion of purging (m)	SWL on completion of sampling (m)	Draw Down Level (m) below top hat
2.102	2.108	2.105	2.202

Start of	Temperature (C)	SpC (mS/cm)	pH (units)	Salinity (pss)	DO (%)	ORP (mV)
Purging	15.09	2.010	8.32	1.02	5.8	-227
Sample	14.57	1.92	7.16	0.97	1.8	-168

Samples retrieved	Cation/ anion / pH 1x1 litre plastic,
-------------------	---------------------------------------

Additional Samples	
--------------------	--

Other Information:	Measurement reference point = top of top hat. Therefore, the SWL is the distance from the top of the top hat to water level, TD is the distance from the top of the top hat to the bottom of the hole and the saturated depth (TD-SWL) refers to the height of water in metres within the standpipe. AOD level calculated from top of top hat
Standpipe Internal Diameter (mm)	74
Height of Top Hat (m)	1.13
Purge water and Sample Description:	Clear, colourless, odourless, slight fertiliser odour
Engineer: - Rob Eaton / James Boyle	Signed:
Reviewer:	Signed:

[^] The Flow Rate ID is the ID the instrument gives for each different flow setting i.e. the venting cycle.
[^] = calculated value



Borehole Ref.
Pz 2009_12

Groundwater Sampling Data Sheet

Project:
Sizewell (29816-08)

Sheet 2 of 2

Insitu Physiochemical Parameter Stabilisation						
Minutes	Temperature (C)	SpC (mS/cm)	pH (units)	Salinity (pss)	DO (%)	ORP (mV)
0	15.09	2.01	8.32	1.02	5.8	-227
1	14.72	1.97	7.89	0.99	3.3	-194
2	14.50	1.95	7.58	0.98	2.7	-176
3	14.66	1.93	7.42	0.97	2.2	-170
4	14.73	1.93	7.31	0.97	2.0	-167
5	14.55	1.92	7.22	0.97	1.9	-167
6	14.57	1.92	7.16	0.97	1.8	-168
7	Physiochemical Parameters Stabilised at 7 minutes					
8						
9						
10						
11						
12						
13						
14						
15						
16						
17						
18						
19						
20						
21						
22						
23						
24						
25						
26						
27						
28						
29						
30						

Engineer: - Rob Eaton / James Boyle	Signed:
Reviewer: -	Signed:



Groundwater Sampling Data Sheet

Sheet 1 of 2

Borehole Ref.
PZ2009_14

Project:
29816-08

Date	20/05/2011
Temperature (C)	18 degrees

Weather and Ground Conditions	Sunny, some cloud, breeze from east, dry ground
-------------------------------	---

Start time of purging ('flushing')	Time stabilisation Purging initiated	Finish time of purging/Start of sampling	Total duration of purging [^]
11:21	11:28	11:33	00:12

Amount purged during 'flushing' (L)	Amount purged during stabilisation (L)	Total purged (L) [^]
1.500	1.600	3.100

Purge/Sample method (inc. flow rate)	Micropurging and low flow sampling. Flow rate approx. 258 mls / min
--------------------------------------	---

Response zone (m bgl)	6.5 - 20.0	Sample depth (m bgl)	13.00
-----------------------	------------	----------------------	-------

Depth to LNAPL (m)	ND
Depth to DNAPL (m)	ND

Flow Rate ID	CPM3 ID86
--------------	-----------

Initial SWL (m)	TD (m)	Saturated Depth (m) [^]	Measurement Reference Point (m AOD)	SWL (m AOD)
6.742	20.550	13.808	7.347	0.605

SWL at start of purging (m) (i.e. once pump submerged)	SWL on completion of purging (m)	SWL on completion of sampling (m)	Draw Down Level (m)
6.740	6.748	6.732	6.840

Start of	Temperature (C)	SpC (mS/cm)	pH (units)	Salinity (pss)	DO (%)	ORP (mV)
Purging	16.71	0.494	7.25	0.23	41.7	-125
Sample	15.43	0.424	7.43	0.20	47.6	-104

Samples retrieved	Cation / anion / pH 1x1 litre plastic
-------------------	---------------------------------------

Additional Samples	
--------------------	--

Other Information:	<p>Measurement reference point = top of top hat. Therefore, the SWL is the distance from the top of the top hat to water level, TD is the distance from the top of the top hat to the bottom of the hole and the saturated depth (TD-SWL) refers to the height of water in metres within the standpipe.</p> <p>AOD level calculated from top of top hat</p>
Standpipe Internal Diameter (mm)	74
Height of Top hat (m)	1.01
Purge water and Sample Description:	Clear, colourless, odourless
Engineer: - Rob Eaton / James Boyle	Signed:
Reviewer: - Sue Slaven	Signed:

[^] The Flow Rate ID is the ID the instrument gives for each different flow setting i.e. the venting cycle.

[^] = calculated value

ND=not detected,n/a=not applicable.SWL=Surface Water level, TD=Total Depth.

SpC=Specific Conductance, mS/cm=millisiemens per centimetre, pss=practical salinity scale, DO=Dissolved Oxygen, ORP=Oxidation Redox Potential, mV=millivolts





Borehole Ref.
PZ2009_14

Groundwater Sampling Data Sheet

Project:
29816-08

Sheet 2 of 2

Insitu Physiochemical Parameter Stabilisation						
Minutes	Temperature (C)	SpC (mS/cm)	pH (units)	Salinity (pss)	DO (%)	ORP (mV)
0	16.71	0.494	7.25	0.23	41.7	-125
1	16.29	0.444	7.25	0.21	44.0	-117
2	16.10	0.426	7.33	0.20	25.7	-115
3	15.80	0.424	7.34	0.20	46.9	-111
4	15.55	0.421	7.45	0.20	50.8	-107
5	15.43	0.424	7.43	0.20	47.6	-104
6	Physiochemical Parameters Stabilised at 6 minutes					
7						
8						
9						
10						
11						
12						
13						
14						
15						
16						
17						
18						
19						
20						
21						
22						
23						
24						
25						
26						
27						
28						
29						
30						

Engineer: - Rob Eaton / James Boyle	Signed: 
Reviewer: - Sue Slaven	Signed: 



Groundwater Sampling Data Sheet

Sheet 1 of 2

Borehole Ref.
Pz 2009_15

Project:
Sizewell (29816-08)

Date	27.5.11
Temperature (C)	10 degrees

Weather and Ground Conditions	Rainy, cool, no breeze.
-------------------------------	-------------------------

Start time of purging ('flushing')	Time stabilisation Purging initiated	Finish time of purging /Start of sampling	Total duration of purging [^]
08:35	08:41	08:46	00:11

Amount purged during 'flushing' (L)	Amount purged during stabilisation (L)	Total purged (L) [^]
1.500	1.700	3.200

Purge/Sample method (inc. flow rate)	Micropurging and low flow sampling. Flow rate approximately 291mls/min.
--------------------------------------	---

Response zone (m bgl)	Sample depth (m bgl)	10.00
-----------------------	----------------------	-------

Depth to LNAPL (m)	ND
Depth to DNAPL (m)	ND

Flow Rate ID	CPM3 ID84
--------------	-----------

Initial SWL (m) to top of top hat	TD (m)	Saturated Depth (m)	Measurement Reference Point from top of top hat (m AOD)	SWL (m AOD)
1.734	39.95	38.216	2.269	0.535

SWL at start of purging (m) (i.e. once pump submerged)	SWL on completion of purging (m)	SWL on completion of sampling (m)	Draw Down Level (m)
1.743	1.745	1.738	1.843

Start of Purging	Temperature (C)	SpC (mS/cm)	pH (units)	Salinity (pss)	DO (%)	ORP (mV)
	11.63	2.05	6.60	1.03	6.7	-132
Sample	11.57	2.13	6.74	1.07	2.0	-147

Samples retrieved	Cation / anion / pH 1x1 litre plastic.
-------------------	--

Additional Samples	
--------------------	--

Other Information:	Measurement reference point = top of top hat. Therefore, the SWL is the distance from the top of the top hat to water level, TD is the distance from the top of the top hat to the bottom of the hole and the saturated depth (TD-SWL) refers to the height of water in metres within the standpipe. AOD level calculated from top of top hat
Standpipe Internal Diameter (mm)	74
Height of Top Hat (m)	0.99
Purge water and Sample Description:	Clear, colourless, trace suspended sediment (possibly organic), odourless
Engineer: - Rob Eaton / James Boyle	Signed:
Reviewer:	Signed:

[^] The Flow Rate ID is the ID the instrument gives for each different flow setting i.e. the venting cycle.
[^] = calculated value



Borehole Ref.
Pz 2009_15

Groundwater Sampling Data Sheet

Project:
Sizewell (29816-08)

Sheet 2 of 2

Insitu Physiochemical Parameter Stabilisation						
Minutes	Temperature (C)	SpC (mS/cm)	pH (units)	Salinity (pss)	DO (%)	ORP (mV)
0	11.63	2.05	6.60	1.03	6.7	-132
1	11.59	2.05	6.64	1.04	4.2	-131
2	11.58	2.08	6.68	1.05	3.0	-137
3	11.55	2.10	6.71	1.06	2.4	-141
4	11.57	2.11	6.73	1.06	2.1	-144
5	11.57	2.13	6.74	1.07	2.0	-147
6	Physiochemical Parameters Stabilised at 6 minutes					
7						
8						
9						
10						
11						
12						
13						
14						
15						
16						
17						
18						
19						
20						
21						
22						
23						
24						
25						
26						
27						
28						
29						
30						

Engineer: - Rob Eaton / James Boyle	Signed:
Reviewer: -	Signed:



Groundwater Sampling Data Sheet

Sheet 1 of 2

Borehole Ref.
PZ2009_16

Project:
29816-08

Date	24/05/2011
Temperature (C)	15 degrees

Weather and Ground Conditions	Sunny, cool
-------------------------------	-------------

Start time of purging ('flushing')	Time stabilisation Purging initiated	Finish time of purging/Start of sampling	Total duration of purging [^]
16:12	16:17	16:23	00:11

Amount purged during 'flushing' (L)	Amount purged during stabilisation (L)	Total purged (L) [^]
1.500	1.900	3.400

Purge/Sample method (inc. flow rate)	Micropurging and low flow sampling. Flow rate approx. 309 mls / min
--------------------------------------	--

Response zone (m bgl)	11.0 - 56.0	Sample depth (m bgl)	20.00
-----------------------	-------------	----------------------	-------

Depth to LNAPL (m)	ND
Depth to DNAPL (m)	ND

Flow Rate ID	CPM4 ID113
--------------	------------

Initial SWL (m) to top of top hat	TD (m)	Saturated Depth (m) [^]	Measurement Reference Point (m AOD)	SWL (m AOD)
4.027	55.600	51.573	4.577	0.550

SWL at start of purging (m) (i.e. once pump submerged)	SWL on completion of purging (m)	SWL on completion of sampling (m)	Draw Down Level (m)
4.031	4.038	4.021	4.131

Start of	Temperature (C)	SpC (mS/cm)	pH (units)	Salinity (pss)	DO (%)	ORP (mV)
Purging	15.01	25.700	6.55	15.26	7.7	-48
Sample	14.22	26.6	6.67	16.04	2.1	-91

Samples retrieved	Cation/ anion / pH 1x1 litre plastic,
-------------------	---------------------------------------

Additional Samples	
--------------------	--

Other Information:	<p>Measurement reference point = top of top hat. Therefore, the SWL is the distance from the top of the top hat to water level, TD is the distance from the top of the top hat to the bottom of the hole and the saturated depth (TD-SWL) refers to the height of water in metres within the standpipe.</p> <p>AOD level calculated from top of top hat</p>
Standpipe Internal Diameter (mm)	74
Height of Top hat (m)	0.995
Purge water and Sample Description:	Clear, colourless, odourless
Engineer: - Rob Eaton / James Boyle	Signed:
Reviewer: - Sue Slaven	Signed:

[^] The Flow Rate ID is the ID the instrument gives for each different flow setting i.e. the venting cycle.
[^] = calculated value





Borehole Ref.
PZ2009_16

Groundwater Sampling Data Sheet

Project:
29816-08

Sheet 2 of 2

Insitu Physiochemical Parameter Stabilisation						
Minutes	Temperature (C)	SpC (mS/cm)	pH (units)	Salinity (pss)	DO (%)	ORP (mV)
0	15.01	25.7	6.55	15.26	7.7	-48
1	14.52	26.0	6.59	15.71	5.7	-63
2	14.36	26.4	6.62	15.91	3.9	-72
3	14.35	26.4	6.64	15.91	3.2	-78
4	14.22	26.5	6.66	15.90	2.7	-83
5	14.23	26.4	6.66	15.90	2.4	-87
6	14.22	26.6	6.67	16.04	2.1	-91
7	Physiochemical Parameters Stabilised at 7 minutes					
8						
9						
10						
11						
12						
13						
14						
15						
16						
17						
18						
19						
20						
21						
22						
23						
24						
25						
26						
27						
28						
29						
30						

Engineer: - Rob Eaton / James Boyle	Signed: 
Reviewer: - Sue Slaven	Signed: 



Groundwater Sampling Data Sheet

Sheet 1 of 2

Borehole Ref.
Pz 2009_18

Project:
Sizewell (29816-08)

Date	20/05/2011
Temperature (C)	12 degrees

Weather and Ground Conditions	Clear, cool, grass and dry sand underfoot
-------------------------------	---

Start time of purging ('flushing')	Time stabilisation Purging initiated	Finish time of purging /Start of sampling	Total duration of purging [^]
09:08	09:14	09:19	00:11

Amount purged during 'flushing' (L)	Amount purged during stabilisation (L)	Total purged (L) [^]
1.500	1.650	3.150

Purge/Sample method (inc. flow rate)	Micropurging and low flow sampling. Flow rate approximately 286mls/min.
--------------------------------------	---

Response zone (m bgl)	Sample depth (m bgl)	10.0
-----------------------	----------------------	------

Depth to LNAPL (m)	ND
Depth to DNAPL (m)	ND

Flow Rate ID	CPM3 ID 84
--------------	------------

Initial SWL (m) to top of top hat	TD (m)	Saturated Depth (m)	Measurement Reference Point from top of top hat (m AOD)	SWL (m AOD)
1.477	14.30	12.823	1.839	0.362

SWL at start of purging (m) (i.e. once pump submerged)	SWL on completion of purging (m)	SWL on completion of sampling (m)	Draw Down Level (m)
1.477	1.465	1.455	1.577

Start of Purging	Temperature (C)	SpC (mS/cm)	pH (units)	Salinity (pss)	DO (%)	ORP (mV)
	13.70	5.090	6.43	2.73	21.1	37
Sample	12.73	5.380	6.65	2.86	4	-30

Samples retrieved	Cation / anion / pH 1x1 litre plastic
-------------------	---------------------------------------

Additional Samples	
--------------------	--

Other Information:	Measurement reference point = top of top hat. Therefore, the SWL is the distance from the top of the top hat to water level, TD is the distance from the top of the top hat to the bottom of the hole and the saturated depth (TD-SWL) refers to the height of water in metres within the standpipe. AOD level calculated from top of top hat
Standpipe Internal Diameter (mm)	74
Height of Top Hat (m)	
Purge water and Sample Description:	Brown, silty/turbid, trace of suspended sediment, odourless
Engineer: - Rob Eaton / James Boyle	Signed:
Reviewer:	Signed:

* The Flow Rate ID is the ID the instrument gives for each different flow setting i.e. the venting cycle.

[^] = calculated value



Borehole Ref.
Pz 2009_18

Groundwater Sampling Data Sheet

Project:
Sizewell (29816-08)

Sheet 2 of 2

Insitu Physiochemical Parameter Stabilisation						
Minutes	Temperature (C)	SpC (mS/cm)	pH (units)	Salinity (pss)	DO (%)	ORP (mV)
0	13.70	5.090	6.43	2.73	21.1	37
1	13.41	5.270	6.51	2.82	9.2	11
2	13.12	5.350	6.56	2.85	6.4	-5
3	12.93	5.380	6.60	2.87	5	-16
4	12.81	5.390	6.62	2.87	4.4	-34
5	12.73	5.380	6.65	2.86	4	-30
6	Physiochemical Parameters Stabilised at 6 minutes					
7						
8						
9						
10						
11						
12						
13						
14						
15						
16						
17						
18						
19						
20						
21						
22						
23						
24						
25						
26						
27						
28						
29						
30						

Engineer: - Rob Eaton / James Boyle	Signed:
Reviewer: -	Signed:



Groundwater Sampling Data Sheet

Sheet 1 of 2

Borehole Ref.	GW5A
---------------	------

Project:	29816-08
----------	----------

Date	24/05/2011
Temperature (C)	12 Degrees

Weather and Ground Conditions	Sunny, cool, grass and dry soil underfoot
-------------------------------	---

Start time of purging ('flushing')	Time stabilisation Purging initiated	Finish time of purging /Start of sampling^	Total duration of purging^
11:17	11:26	11:30	00:13

Amount purged during 'flushing' (L)	Amount purged during stabilisation (L)	Total purged (L)^
1.500	0.900	2.400

Purge/Sample method (inc. flow rate)	Micropurging and low flow sampling. Flow rate approx. 185 mls / min
--------------------------------------	---

Response zone (m bgl)	4.1 - 11.5	Sample depth (m bgl)	7.8
-----------------------	------------	----------------------	-----

Depth to LNAPL (m)	ND
Depth to DNAPL (m)	ND

Flow Rate ID	CPM2 ID54
--------------	-----------

Initial SWL (m) to top of top hat	TD (m)	Saturated Depth (m)^	Measurement Reference Point (m AOD)	SWL (m AOD)
7.490	12.170	4.680	8.066	0.576

SWL at start of purging (m) (i.e. once pump submerged)	SWL on completion of purging (m)	SWL on completion of sampling (m)	Draw Down Level (m) below top hat
7.482	7.500	7.500	7.582

Start of Purging	Temperature (C)	SpC (mS/cm)	pH (units)	Salinity (pss)	DO (%)	ORP (mV)
	14.06	0.282	6.06	0.13	51.3	131
Sample	13.40	0.264	5.78	0.13	42.7	145

Samples retrieved	Cation / anion / pH 1x1 litre plastic
-------------------	---------------------------------------

Additional Samples	
--------------------	--

Other Information:	Measurement reference point = top of top hat. Therefore, the SWL is the distance from the top of the top hat to water level, TD is the distance from the top of the top hat to the bottom of the hole and the saturated depth (TD-SWL) refers to the height of water in metres within the standpipe. AOD level calculated from top of top hat
Standpipe Internal Diameter (mm)	74
Height of Top hat (m)	1.07
Purge water and Sample Description:	Pale brown, clear, odourless
Engineer: - Rob Eaton / James Boyle	Signed:
Reviewer: - Sue Slaven	Signed:

* The Flow Rate ID is the ID the instrument gives for each different flow setting i.e. the venting cycle.
^ = calculated value





Borehole Ref.
GW5A

Groundwater Sampling Data Sheet

Project:
29816-08

Sheet 2 of 2

Insitu Physiochemical Parameter Stabilisation						
Minutes	Temperature (C)	SpC (mS/cm)	pH (units)	Salinity (pss)	DO (%)	ORP (mV)
0	14.06	0.282	6.06	0.13	51.3	131
1	13.95	0.272	5.98	0.13	46.9	136
2	13.77	0.267	5.89	0.13	44.6	140
3	13.55	0.266	5.83	0.13	43.5	142
4	13.40	0.264	5.78	0.13	42.7	145
5	Physiochemical Parameters Stabilised at 5 minutes					
6						
7						
8						
9						
10						
11						
12						
13						
14						
15						
16						
17						
18						
19						
20						
21						
22						
23						
24						
25						
26						
27						
28						
29						
30						

Engineer: - Rob Eaton / James Boyle	Signed: 
Reviewer: - Sue Slaven	Signed: 



Groundwater Sampling Data Sheet

Sheet 1 of 2

Borehole Ref.	GW19
---------------	------

Project:	29816-08
----------	----------

Date	24/05/2011
Temperature (C)	18 degrees

Weather and Ground Conditions	Sunny, slight breeze from west, asphalt underfoot
-------------------------------	---

Start time of purging ('flushing')	Time stabilisation Purging initiated	Finish time of purging /Start of sampling^	Total duration of purging^
14:47	14:48	14:52	00:05

Amount purged during 'flushing' (L)	Amount purged during stabilisation (L)	Total purged (L)^
1.500	0.950	2.450

Purge/Sample method (inc. flow rate)	Micropurging and low flow sampling. Flow rate approx. 245 mls / min
--------------------------------------	---

Response zone (m bgl)	3.8-10.2	Sample depth (m bgl)	6.80
-----------------------	----------	----------------------	------

Depth to LNAPL (m)	ND
Depth to DNAPL (m)	ND

Flow Rate ID	CPM2 ID52
--------------	-----------

Initial SWL (m) to ground level	TD (m)	Saturated Depth (m)^	Measurement Reference Point (m AOD)	SWL (m AOD)
5.762	10.073	4.311	6.387	0.625

SWL at start of purging (m) (i.e. once pump submerged)	SWL on completion of purging (m)	SWL on completion of sampling (m)	Draw Down Level (m)
5.754	5.763	5.765	5.854

Start of Purging	Temperature (C)	SpC (mS/cm)	pH (units)	Salinity (pss)	DO (%)	ORP (mV)
	19.27	1.297	6.80	0.65	40.7	35
Sample	18.42	1.365	6.73	0.67	8.1	52

Samples retrieved	Cation / anion / pH 1x1 litre plastic
-------------------	---------------------------------------

Additional Samples	
--------------------	--

Other Information:	Measurement reference point = Ground Level. Therefore, the SWL is the distance from ground level to water level, TD is the distance from the ground level to the bottom of the hole and the saturated depth (TD-SWL) refers to the height of water in metres within the standpipe. AOD level calculated from ground level.
Standpipe Internal Diameter (mm)	74
Height of Top hat (m)	NA-GL
Purge water and Sample Description:	Brown, clear, no odour, trace of settled sediment
Engineer: - Rob Eaton / James Boyle	Signed:
Reviewer: - Sue Slaven	Signed:

* The Flow Rate ID is the ID the instrument gives for each different flow setting i.e. the venting cycle.

^ = calculated value





Borehole Ref.
GW19

Groundwater Sampling Data Sheet

Project:
29816-08

Sheet 2 of 2

Insitu Physiochemical Parameter Stabilisation						
Minutes	Temperature (C)	SpC (mS/cm)	pH (units)	Salinity (pss)	DO (%)	ORP (mV)
0	19.27	1.297	6.80	0.65	40.7	35
1	18.92	1.346	6.74	0.67	12.5	47
2	18.52	1.345	6.73	0.67	10.1	51
3	18.39	1.365	6.74	0.67	8.9	52
4	18.42	1.365	6.73	0.67	8.1	52
5	Physiochemical Parameters Stabilised at 5 minutes					
6						
7						
8						
9						
10						
11						
12						
13						
14						
15						
16						
17						
18						
19						
20						
21						
22						
23						
24						
25						
26						
27						
28						
29						
30						

Engineer: - Rob Eaton / James Boyle	Signed: 
Reviewer: - Sue Slaven	Signed: 



Groundwater Sampling Data Sheet

Sheet 1 of 2

Borehole Ref.
Pz 2009_3

Project:
Sizewell (29816-08)

Date	24/06/2011
Temperature (C)	~18 degrees

Weather and Ground Conditions	overcast, dry, gravel underfoot
-------------------------------	--

Start time of purging ('flushing')	Time stabilisation Purging initiated	Finish time of purging /Start of sampling	Total duration of purging [^]
12:45	12:50	13:03	00:18

Amount purged during 'flushing' (L)	Amount purged during stabilisation (L)	Total purged (L) [^]
1.500	4.000	5.500

Purge/Sample method (inc. flow rate)	Micropurging and low flow sampling. Flow rate 306ml/min.
--------------------------------------	---

Response zone (m bgl)	Sample depth (m bgl)	10.0
-----------------------	----------------------	-------------

Depth to LNAPL (m)	ND
Depth to DNAPL (m)	ND

Flow Rate ID*	CPM3 ID 84
---------------	-------------------

Initial SWL (m) to top of top hat	TD (m)	Saturated Depth (m) [^]	Measurement Reference Point from top of top hat (m AOD)	SWL (m AOD)
2.135	47.10	44.965	2.590	0.455

SWL at start of purging (m) (i.e. once pump submerged)	SWL on completion of purging (m)	SWL on completion of sampling (m)	Draw Down Level (m)
2.135	2.142	2.155	2.235

Start of Purging	Temperature (C)	SpC (mS/cm)	pH (units)	Salinity (pss)	DO (%)	ORP (mV)
	18.21	3.76	9.68	2.01	8.4	-281
Sample	15.11	4.09	7.57	2.15	1.2	-259

Samples retrieved	Cation / Anion / pH 1x1 litre plastic
-------------------	--

Additional Samples	
--------------------	--

Other Information:	<p>Measurement reference point = top of top hat. Therefore, the SWL is the distance from the top of the top hat to water level, TD is the distance from the top of the top hat to the bottom of the hole and the saturated depth (TD-SWL) refers to the height of water in metres within the standpipe.</p> <p>AOD level calculated from top of top hat</p>
Standpipe Internal Diameter (mm)	74
Height of Top Hat (m)	1.03
Purge water and Sample Description:	Turbid, brown/yellow, strong brine odour, slightly less turbid after 3L purged
Engineer: James Boyle/ Rob Eaton	Signed:
Reviewer: Sue Slaven	Signed:

* The Flow Rate ID is the ID the instrument gives for each different flow setting i.e. the venting cycle.

[^] = calculated value



Borehole Ref.
Pz 2009_3

Groundwater Sampling Data Sheet

Project:
Sizewell (29816-08)

Sheet 2 of 2

Insitu Physiochemical Parameter Stabilisation						
Minutes	Temperature (C)	SpC (mS/cm)	pH (units)	Salinity (pss)	DO (%)	ORP (mV)
0	18.21	3.76	9.68	2.01	8.4	-281
1	17.36	4.01	10.06	2.12	4.6	-281
2	16.76	4.07	10.20	2.14	3.2	-279
3	16.35	4.10	10.25	2.15	2.5	-276
4	16.06	4.10	10.25	2.15	2.2	-271
5	16.01	4.11	9.60	2.16	1.9	-290
6	15.95	4.150	8.95	2.18	1.5	-353
7	15.84	4.12	8.43	2.16	1.5	-333
8	15.65	4.110	8.06	2.16	1.4	-291
9	15.51	4.1	7.82	2.15	1.4	-275
10	15.33	4.09	7.70	2.15	1.2	-267
11	15.15	4.09	7.63	2.15	1.2	-262
12	15.11	4.09	7.57	2.15	1.2	-259
13	Physiochemical Parameters Stabilised at 13 minutes					
14						
15						
16						
17						
18						
19						
20						
21						
22						
23						
24						
25						
26						
27						
28						
29						
30						

Engineer: - Rob Eaton / James Boyle	Signed:
Reviewer: - Sue Slaven	Signed:



Groundwater Sampling Data Sheet

Sheet 1 of 2

Borehole Ref.
Pz 2009_5

Project:
Sizewell (29816-08)

Date	24/06/2011
Temperature (C)	18 degrees
Weather and Ground Conditions	Sunny/overcast, slight easterly breeze, graven and grass underfoot

Start time of purging ('flushing')	Time stabilisation Purging initiated	Finish time of purging /Start of sampling	Total duration of purging [^]
15:21	15:27	15:35	00:14

Amount purged during 'flushing' (L)	Amount purged during stabilisation (L)	Total purged (L) [^]
1.500	1.900	3.400

Purge/Sample method (inc. flow rate)	Micropurging and low flow sampling. Flow rate 243ml/min.
--------------------------------------	--

Response zone (m bgl)	Sample depth (m bgl)	10.0
-----------------------	----------------------	------

Depth to LNAPL (m)	ND	Flow Rate ID	CPM3 ID86
Depth to DNAPL (m)	ND		

Initial SWL (m) to top of top hat	TD (m)	Saturated Depth (m)	Measurement Reference Point from top of top hat (m AOD)	SWL (m AOD)
1.739	21.05	19.311	2.427	0.688

SWL at start of purging (m) (i.e. once pump submerged)	SWL on completion of purging (m)	SWL on completion of sampling (m)	Draw Down Level (m)
1.738	1.745	1.739	1.838

Start of Purging	Temperature (C)	SpC (mS/cm)	pH (units)	Salinity (pss)	DO (%)	ORP (mV)
	16.55	2.510	7.08	1.28	3.0	-158
Sample	15.21	1.710	7.02	0.86	1.3	-170

Samples retrieved	Cation / Anion / pH 1x1 litre plastic
-------------------	---------------------------------------

Additional Samples	
--------------------	--

Other Information:	Measurement reference point = top of top hat. Therefore, the SWL is the distance from the top of the top hat to water level, TD is the distance from the top of the top hat to the bottom of the hole and the saturated depth (TD-SWL) refers to the height of water in metres within the standpipe. AOD level calculated from top of top hat
Standpipe Internal Diameter (mm)	74
Height of Top Hat (m)	1.01
Purge water and Sample Description:	Clear, light brown, slight brine odour
Engineer: - James Boyle / Ben Beaton	Signed:
Reviewer: Sue Slaven	Signed:

* The Flow Rate ID is the ID the instrument gives for each different flow setting i.e. the venting cycle.

[^] = calculated value



Borehole Ref.
Pz 2009_5

Groundwater Sampling Data Sheet

Project:
Sizewell (29816-08)

Sheet 2 of 2

Insitu Physiochemical Parameter Stabilisation						
Minutes	Temperature (C)	SpC (mS/cm)	pH (units)	Salinity (pss)	DO (%)	ORP (mV)
0	16.55	2.510	7.08	1.28	3.0	-158
1	16.05	2.090	7.08	1.04	3.3	-163
2	15.81	1.880	7.07	0.94	1.8	-166
3	15.53	1.790	7.06	0.9	1.5	-168
4	15.4	1.760	7.05	0.88	1.5	-169
5	15.28	1.730	7.04	0.87	1.3	-169
6	15.21	1.720	7.03	0.86	1.3	-170
7	15.21	1.71	7.02	0.86	1.3	-170
8	Physiochemical Parameters Stabilised at 8 minutes					
9						
10						
11						
12						
13						
14						
15						
16						
17						
18						
19						
20						
21						
22						
23						
24						
25						
26						
27						
28						
29						
30						

Engineer: - Ben Beaton / James Boyle	Signed:
Reviewer: - Sue Slaven	Signed:



Groundwater Sampling Data Sheet

Sheet 1 of 2

Borehole Ref.
PZ2009_6

Project:
29816-08

Date	30/06/2011
Temperature (C)	25 degrees

Weather and Ground Conditions	Sunny, light breeze, long grass, slightly damp ground
-------------------------------	--

Start time of purging ('flushing')	Time stabilisation Purging initiated	Finish time of purging/Start of sampling	Total duration of purging [^]
10:28	10:35	10:38	00:10

Amount purged during 'flushing' (L)	Amount purged during stabilisation (L)	Total purged (L) [^]
1.500	1.200	2.700

Purge/Sample method (inc. flow rate)	Micropurging and low flow sampling. Flow rate 270ml/min.
--------------------------------------	---

Response zone (m bgl)	11.2 - 20.0	Sample depth (m bgl)	15.60
-----------------------	-------------	----------------------	-------

Depth to LNAPL (m)	ND
Depth to DNAPL (m)	ND

Flow Rate ID	CPM4 ID109
--------------	------------

Initial SWL (m) to top of top hat	TD (m)	Saturated Depth (m) [^]	Measurement Reference Point (m AOD)	SWL (m AOD)
1.960	21.520	19.560	2.585	0.625

SWL at start of purging (m) (i.e. once pump submerged)	SWL on completion of purging (m)	SWL on completion of sampling (m)	Draw Down Level (m)
1.958	1.949	1.945	2.058

Start of Purging	Temperature (C)	SpC (mS/cm)	pH (units)	Salinity (pss)	DO (%)	ORP (mV)
	16.91	1.56	6.78	0.78	21.1	-173
Sample	16.75	1.62	6.85	0.8	17.4	-184

Samples retrieved	Cation / anion / pH 1x1 litre plastic
-------------------	--

Additional Samples	
--------------------	--

Other Information:	<p>Measurement reference point = top of top hat. Therefore, the SWL is the distance from the top of the top hat to water level, TD is the distance from the top of the top hat to the bottom of the hole and the saturated depth (TD-SWL) refers to the height of water in metres within the standpipe.</p> <p>AOD level calculated from top of top hat</p>
Standpipe Internal Diameter (mm)	74
Height of Top hat (m)	1
Purge water and Sample Description:	Clear, colourless, odourless
Engineer: - Ben Beaton / James Boyle	Signed:
Reviewer: - Sue Slaven	Signed:

[^] The Flow Rate ID is the ID the instrument gives for each different flow setting i.e. the venting cycle.
[^] = calculated value





Borehole Ref.
PZ2009_6

Groundwater Sampling Data Sheet

Project:
29816-08

Sheet 2 of 2

Insitu Physiochemical Parameter Stabilisation						
Minutes	Temperature (C)	SpC (mS/cm)	pH (units)	Salinity (pss)	DO (%)	ORP (mV)
0	16.91	1.56	6.78	0.78	21.1	-173
1	16.58	1.59	6.81	0.8	15.8	-184
2	16.37	1.61	6.83	0.8	15.7	-186
3	16.75	1.62	6.85	0.8	17.4	-184
4	Physiochemical Parameters Stabilised at 4 minutes					
5						
6						
7						
8						
9						
10						
11						
12						
13						
14						
15						
16						
17						
18						
19						
20						
21						
22						
23						
24						
25						
26						
27						
28						
29						
30						

Engineer: - Ben Beaton / James Boyle	Signed: 
Reviewer: - Sue Slaven	Signed: 



Groundwater Sampling Data Sheet

Sheet 1 of 2

Borehole Ref.
Pz 2009_7

Project:
Sizewell (29816-08)

Date	24/06/2011
Temperature (C)	20 degrees

Weather and Ground Conditions	Sunny, moist ground, grass covered
-------------------------------	---

Start time of purging ('flushing')	Time stabilisation Purging initiated	Finish time of purging /Start of sampling	Total duration of purging [^]
10:51	10:57	11:01	00:10

Amount purged during 'flushing' (L)	Amount purged during stabilisation (L)	Total purged (L) [^]
1.500	0.900	2.400

Purge/Sample method (inc. flow rate)	Micropurging and low flow sampling. Flow rate 240ml/min.
--------------------------------------	---

Response zone (m bgl)	Sample depth (m bgl)	10.0
-----------------------	----------------------	------

Depth to LNAPL (m)	ND	Flow Rate ID	CPM3 ID 88
Depth to DNAPL (m)	ND		

Initial SWL (m) to top of top hat	TD (m)	Saturated Depth (m)	Measurement Reference Point from top of top hat (m AOD)	SWL (m AOD)
1.980	20.74	18.760	2.505	0.525

SWL at start of purging (m) (i.e. once pump submerged) below top hat	SWL on completion of purging (m)	SWL on completion of sampling (m)	Draw Down Level (m) below top hat
1.978	1.990	1.995	2.078

Start of Purging	Temperature (C)	SpC (mS/cm)	pH (units)	Salinity (pss)	DO (%)	ORP (mV)
	17.50	1.64	6.90	0.84	7.6	-161
Sample	16.99	1.53	6.99	0.76	2.2	-178

Samples retrieved	Cation / anion / pH 1x1 litre plastic
-------------------	--

Additional Samples	
--------------------	--

Other Information:	<p>Measurement reference point = top of top hat. Therefore, the SWL is the distance from the top of the top hat to water level, TD is the distance from the top of the top hat to the bottom of the hole and the saturated depth (TD-SWL) refers to the height of water in metres within the standpipe.</p> <p>AOD level calculated from top of top hat</p>
Standpipe Internal Diameter (mm)	74
Height of Top Hat (m)	0.81
Purge water and Sample Description:	Clear, colourless, odourless
Engineer: - Ben Beaton / James Boyle	Signed:
Reviewer: - Sue Slaven	Signed:

^{*} The Flow Rate ID is the ID the instrument gives for each different flow setting i.e. the venting cycle.

[^] = calculated value



Borehole Ref.
Pz 2009_7

Groundwater Sampling Data Sheet

Project:
Sizewell (29816-08)

Sheet 2 of 2

Insitu Physiochemical Parameter Stabilisation						
Minutes	Temperature (C)	SpC (mS/cm)	pH (units)	Salinity (pss)	DO (%)	ORP (mV)
0	17.50	1.64	6.90	0.84	7.6	-161
1	17.23	1.58	6.92	0.79	4.4	-166
2	17.05	1.54	6.94	0.77	3.0	-171
3	16.99	1.53	6.97	0.76	2.4	-175
4	16.99	1.53	6.99	0.76	2.2	-178
5	Physiochemical Parameters Stabilised at 5 minutes					
6						
7						
8						
9						
10						
11						
12						
13						
14						
15						
16						
17						
18						
19						
20						
21						
22						
23						
24						
25						
26						
27						
28						
29						
30						

Engineer: - Ben Beaton / James Boyle	Signed:
Reviewer: -	Signed:



Groundwater Sampling Data Sheet

Sheet 1 of 2

Borehole Ref.
Pz 2009_10

Project:
Sizewell (29816-08)

Date	24/06/2011
Temperature (C)	18 degrees

Weather and Ground Conditions	Pvercast, still, gravel underfoot
-------------------------------	-----------------------------------

Start time of purging ('flushing')	Time stabilisation Purging initiated	Finish time of purging /Start of sampling	Total duration of purging [^]
13:46	13:51	14:00	00:14

Amount purged during 'flushing' (L)	Amount purged during stabilisation (L)	Total purged (L) [^]
1.500	2.850	4.350

Purge/Sample method (inc. flow rate)	Micropurging and low flow sampling. Flow rate 311ml/min.
--------------------------------------	--

Response zone (m bgl)	Sample depth (m bgl)	10.0
-----------------------	----------------------	------

Depth to LNAPL (m)	ND	Flow Rate ID	CPM3 ID84
Depth to DNAPL (m)	ND		

Initial SWL (m) to top of top hat	TD (m)	Saturated Depth (m)	Measurement Reference Point from top of top hat (m AOD)	SWL (m AOD)
2.310	36.400	34.090	2.825	0.515

SWL at start of purging (m) (i.e. once pump submerged)	SWL on completion of purging (m)	SWL on completion of sampling (m)	Draw Down Level (m) below top hat
2.300	2.309	2.308	2.400

Start of Purging	Temperature (C)	SpC (mS/cm)	pH (units)	Salinity (pss)	DO (%)	ORP (mV)
	17.86	3.430	9.51	1.78	6.0	-376
Sample	16.81	3.65	11.37	1.91	0.9	-367

Samples retrieved	Cation / anion / pH 1x1 litre plastic
-------------------	---------------------------------------

Additional Samples	
--------------------	--

Other Information:	Measurement reference point = top of top hat. Therefore, the SWL is the distance from the top of the top hat to water level, TD is the distance from the top of the top hat to the bottom of the hole and the saturated depth (TD-SWL) refers to the height of water in metres within the standpipe. AOD level calculated from top of top hat
Standpipe Internal Diameter (mm)	74
Height of Top Hat (m)	1.04
Purge water and Sample Description:	Clear, colourless, brine odour, fine suspended particles
Engineer: - Ben Beaton / James Boyle	Signed:
Reviewer: Sue Slaven	Signed:

* The Flow Rate ID is the ID the instrument gives for each different flow setting i.e. the venting cycle.
[^] = calculated value



Borehole Ref.
Pz 2009_10

Groundwater Sampling Data Sheet

Project:
Sizewell (29816-08)

Sheet 2 of 2

Insitu Physiochemical Parameter Stabilisation						
Minutes	Temperature (C)	SpC (mS/cm)	pH (units)	Salinity (pss)	DO (%)	ORP (mV)
0	17.86	3.43	9.51	1.78	6.0	-376
1	17.36	3.43	10.38	1.79	3.8	-383
2	17.08	3.51	11.00	1.83	2.7	-388
3	16.91	3.58	11.22	1.87	2.0	-384
4	16.98	3.61	11.30	1.88	1.6	-379
5	16.93	3.63	11.33	1.89	1.3	-374
6	16.85	3.64	11.35	1.90	1.1	-371
7	16.81	3.65	11.36	1.91	1.0	-369
8	16.81	3.65	11.37	1.91	0.9	-367
9	Physiochemical Parameters Stabilised at 9 minutes					
10						
11						
12						
13						
14						
15						
16						
17						
18						
19						
20						
21						
22						
23						
24						
25						
26						
27						
28						
29						
30						

Engineer: - Ben Beaton / James Boyle	Signed:
Reviewer: Sue Slaven	Signed:



Borehole Ref.
Pz 2009_11

Groundwater Sampling Data Sheet

Sheet 1 of 2

Project:
Sizewell (29816-08)

Date	24/06/2011
Temperature (C)	20 degrees

Weather and Ground Conditions	Sunny, light breeze, dry ground
-------------------------------	---------------------------------

Start time of purging ('flushing')	Time stabilisation Purging initiated	Finish time of purging of sampling	/Start	Total duration of purging^
10:08	10:15	10:20		00:12

Amount purged during 'flushing' (L)	Amount purged during stabilisation (L)	Total purged (L)^
1.500	1.000	2.500

Purge/Sample method (inc. flow rate)	Micropurging and low flow sampling. Flow rate 208ml/min.
--------------------------------------	--

Response zone (m bgl)	Sample depth (m bgl)	10.5
-----------------------	----------------------	------

Depth to LNAPL (m)	ND
Depth to DNAPL (m)	ND

Flow Rate ID	CPM3 ID84
--------------	-----------

Initial SWL (m) to top of top hat	TD (m)	Saturated Depth (m)	Measurement Reference Point from top of top hat (m AOD)	SWL (m AOD)
3.915	20.26	16.345	4.376	0.461

SWL at start of purging (m) (i.e. once pump submerged)	SWL on completion of purging (m)	SWL on completion of sampling (m)	Draw Down Level (m) below top hat
3.915	3.942	3.950	4.015

Start of Purging	Temperature (C)	SpC (mS/cm)	pH (units)	Salinity (pss)	DO (%)	ORP (mV)
	17.43	3.330	7.32	1.73	9.2	-181
Sample	16.32	3.350	7.38	1.74	3.1	-206

Samples retrieved	Cation / anion / pH 1 x filtered 1 litre plastic
-------------------	--

Additional Samples	
--------------------	--

Other Information:	Measurement reference point = top of top hat. Therefore, the SWL is the distance from the top of the top hat to water level. TD is the distance from the top of the top hat to the bottom of the hole and the saturated depth (TD-SWL) refers to the height of water in metres within the standpipe. AOD level calculated from top of top hat
Standpipe Internal Diameter (mm)	74
Height of Top Hat (m)	1.12
Purge water and Sample Description:	Pale brown, some suspended particles, not significantly turbid, faint brine odour
Engineer: - Ben Beaton / James Boyle	Signed:
Reviewer: Sue Slaven	Signed:

* The Flow Rate ID is the ID the instrument gives for each different flow setting i.e. the venting cycle.

^ = calculated value

ND=not detected,n/a=not applicable.SWL=Surface Water level, TD=Total Depth.

SpC=Specific Conductance, mS/cm=millisiemens per centimetre, pss=practical salinity scale, DO=Dissolved Oxygen, ORP=Oxidation Redox Potential, mV=millivolts



Borehole Ref.
Pz 2009_11

Groundwater Sampling Data Sheet

Project:
Sizewell (29816-08)

Sheet 2 of 2

Insitu Physiochemical Parameter Stabilisation						
Minutes	Temperature (C)	SpC (mS/cm)	pH (units)	Salinity (pss)	DO (%)	ORP (mV)
0	17.43	3.330	7.32	1.73	9.2	-181
1	16.92	3.350	7.33	1.73	6.1	-189
2	16.61	3.350	7.35	1.74	4.4	-197
3	16.41	3.350	7.36	1.74	3.6	-202
4	16.32	3.350	7.38	1.74	3.1	-206
5	Physiochemical Parameters Stabilised at 5 minutes					
6						
7						
8						
9						
10						
11						
12						
13						
14						
15						
16						
17						
18						
19						
20						
21						
22						
23						
24						
25						
26						
27						
28						
29						
30						

Engineer: - Ben Beaton / James Boyle	Signed:
Reviewer: Sue Slaven	Signed:



Groundwater Sampling Data Sheet

Sheet 1 of 2

Borehole Ref.
Pz 2009_12

Project:
Sizewell (29816-08)

Date	24/06/2011
Temperature (C)	18 degrees

Weather and Ground Conditions	Overcast/sunny, slight easterly breeze, gravel underfoot
-------------------------------	--

Start time of purging ('flushing')	Time stabilisation Purging initiated	Finish time of purging /Start of sampling	Total duration of purging [^]
14:29	14:38	14:54	00:25

Amount purged during 'flushing' (L)	Amount purged during stabilisation (L)	Total purged (L) [^]
1.500	3.450	4.950

Purge/Sample method (inc. flow rate)	Micropurging and low flow sampling. Flow rate 198ml/min.
--------------------------------------	--

Response zone (m bgl)	Sample depth (m bgl)	25.0
-----------------------	----------------------	------

Depth to LNAPL (m)	ND	Flow Rate ID	CPM2 ID55
Depth to DNAPL (m)	ND		

Initial SWL (m) to top of top hat	TD (m)	Saturated Depth (m)	Measurement Reference Point from top of top hat (m AOD)	SWL (m AOD)
2.095	34.65	32.555	2.699	0.604

SWL at start of purging (m) (i.e. once pump submerged)	SWL on completion of purging (m)	SWL on completion of sampling (m)	Draw Down Level (m) below top hat
2.088	2.084	2.086	2.188

Start of	Temperature (C)	SpC (mS/cm)	pH (units)	Salinity (pss)	DO (%)	ORP (mV)
Purging	17.72	38.300	8.21	24.26	7.1	-282
Sample	16.14	41.00	7.17	25.87	6.8	-207

Samples retrieved	Cation/ anion / pH 1x1 litre plastic,
-------------------	---------------------------------------

Additional Samples	
--------------------	--

Other Information:	Measurement reference point = top of top hat. Therefore, the SWL is the distance from the top of the top hat to water level, TD is the distance from the top of the top hat to the bottom of the hole and the saturated depth (TD-SWL) refers to the height of water in metres within the standpipe. AOD level calculated from top of top hat
Standpipe Internal Diameter (mm)	74
Height of Top Hat (m)	1.13
Purge water and Sample Description:	Turbid, pale brown, strong brine odour
Engineer: - Ben Beaton / James Boyle	Signed:
Reviewer: Sue Slaven	Signed:

[^] The Flow Rate ID is the ID the instrument gives for each different flow setting i.e. the venting cycle.
[^] = calculated value



Borehole Ref.
Pz 2009_12

Groundwater Sampling Data Sheet

Project:
Sizewell (29816-08)

Sheet 2 of 2

Insitu Physiochemical Parameter Stabilisation						
Minutes	Temperature (C)	SpC (mS/cm)	pH (units)	Salinity (pss)	DO (%)	ORP (mV)
0	17.72	38.30	8.21	24.26	7.1	-282
1	17.47	39.70	8.04	25.08	4.8	-275
2	17.02	40.40	7.75	25.48	3.7	-253
3	16.73	40.50	7.67	25.55	3.1	-251
4	16.71	40.60	7.57	25.61	2.3	-244
5	16.57	40.70	7.51	25.61	1.8	-237
6	16.41	40.70	7.43	25.67	1.6	-231
7	16.27	40.80	7.38	25.74	1.4	-227
8	16.19	40.90	7.33	25.80	1.5	-221
9	16.13	41.10	7.29	25.94	3.0	-209
10	16.03	41.20	7.25	26.01	2.4	-209
11	15.99	41.10	7.23	25.93	2.2	-206
12	16	41.00	7.21	25.86	1.8	-206
13	16.06	41.00	7.19	25.87	1.2	-207
14	16.21	40.90	7.17	25.80	0.9	-208
15	16.14	41.00	7.17	25.87	0.8	-207
16	Physiochemical Parameters Stabilised at 16 minutes					
17						
18						
19						
20						
21						
22						
23						
24						
25						
26						
27						
28						
29						
30						

Engineer: - Ben Beaton / James Boyle	Signed:
Reviewer: Sue Slaven	Signed:



Borehole Ref.
PZ2009_14

Groundwater Sampling Data Sheet

Sheet 1 of 2

Project:
29816-08

Date	29/06/2011
Temperature (C)	15 degrees

Weather and Ground Conditions	Raining, still, moist grassed ground
-------------------------------	--------------------------------------

Start time of purging ('flushing')	Time stabilisation Purging initiated	Finish time of purging/Start of sampling	Total duration of purging [^]
15:27	15:45	16:16	00:49

Amount purged during 'flushing' (L)	Amount purged during stabilisation (L)	Total purged (L) [^]
1.500	6.800	8.300

Purge/Sample method (inc. flow rate)	Micropurging and low flow sampling. Flow rate 169ml/min.
--------------------------------------	---

Response zone (m bgl)	6.5 - 20.0	Sample depth (m bgl)	13.00
-----------------------	------------	----------------------	-------

Depth to LNAPL (m)	ND
Depth to DNAPL (m)	ND

Flow Rate ID	CPM3 ID86
--------------	-----------

Initial SWL (m)	TD (m)	Saturated Depth (m) [^]	Measurement Reference Point (m AOD)	SWL (m AOD)
6.732	20.500	13.768	7.347	0.615

SWL at start of purging (m) (i.e. once pump submerged)	SWL on completion of purging (m)	SWL on completion of sampling (m)	Draw Down Level (m)
6.740	6.742	6.736	6.840

Start of	Temperature (C)	SpC (mS/cm)	pH (units)	Salinity (pss)	DO (%)	ORP (mV)
Purging	21.98	0.365	7.84	0.17	44.0	-24
Sample	13.24	0.421	7.64	0.20	74.3	-3

Samples retrieved	Cation / anion / pH 1x1 litre plastic
-------------------	---------------------------------------

Additional Samples	
--------------------	--

Other Information:	<p>Measurement reference point = top of top hat. Therefore, the SWL is the distance from the top of the top hat to water level, TD is the distance from the top of the top hat to the bottom of the hole and the saturated depth (TD-SWL) refers to the height of water in metres within the standpipe.</p> <p>AOD level calculated from top of top hat</p>
Standpipe Internal Diameter (mm)	74
Height of Top hat (m)	1.01
Purge water and Sample Description:	Clear, colourless, odourless
Engineer: - Lucy Alexander / James Boyle	Signed:
Reviewer: - Sue Slaven	Signed:

[^] The Flow Rate ID is the ID the instrument gives for each different flow setting i.e. the venting cycle.

[^] = calculated value

ND=not detected,n/a=not applicable.SWL=Surface Water level, TD=Total Depth.

SpC=Specific Conductance, mS/cm=millisiemens per centimetre, pss=practical salinity scale, DO=Dissolved Oxygen, ORP=Oxidation Redox Potential, mV=millivolts



Borehole Ref.
PZ2009_14

Groundwater Sampling Data Sheet

Project:
29816-08

Sheet 2 of 2

Insitu Physiochemical Parameter Stabilisation						
Minutes	Temperature (C)	SpC (mS/cm)	pH (units)	Salinity (pss)	DO (%)	ORP (mV)
0	21.98	0.365	7.84	0.17	44.0	-24
1	16.00	0.418	7.66	0.20	50.0	-14
2	15.88	0.417	7.52	0.20	49.3	-8
3	15.98	0.418	7.47	0.20	47.6	-7
4	16.16	0.412	7.46	0.20	48.7	-7
5	15.84	0.420	7.48	0.20	49.3	-7
6	15.37	0.420	7.50	0.20	50.5	-7
7	14.91	0.421	7.53	0.20	51.8	-7
8	14.58	0.424	7.54	0.20	53.4	-7
9	14.33	0.423	7.55	0.20	55.2	-6
10	14.10	0.422	7.56	0.20	57.0	-6
11	13.99	0.420	7.57	0.20	58.7	-6
12	13.79	0.422	7.57	0.20	60.4	-5
13	13.69	0.421	7.58	0.20	61.8	-5
14	13.61	0.420	7.59	0.20	63.1	-5
15	13.54	0.423	7.59	0.20	64.4	-5
16	13.45	0.421	7.60	0.20	65.6	-4
17	13.39	0.422	7.60	0.20	66.6	-4
18	13.33	0.424	7.65	0.20	67.7	-4
19	13.28	0.424	7.62	0.20	68.7	-4
20	13.23	0.422	7.61	0.20	69.8	-4
21	13.23	0.423	7.62	0.20	70.8	-4
22	13.24	0.421	7.62	0.20	73.1	-3
23	13.24	0.421	7.64	0.20	74.3	-3
24	Physiochemical Parameters Stabilised at 24 minutes					
25						
26						
27						
28						
29						
30						

Engineer: - Lucy Alexander / James Boyle	Signed:
Reviewer: - Sue Slaven	Signed:



Groundwater Sampling Data Sheet

Sheet 1 of 2

Borehole Ref.
Pz 2009_15

Project:
Sizewell (29816-08)

Date	30.6.11
Temperature (C)	-17°C

Weather and Ground Conditions	Sunny, still. Moist ground / gravel underfoot.
-------------------------------	--

Start time of purging ('flushing')	Time stabilisation Purging initiated	Finish time of purging /Start of sampling	Total duration of purging [^]
11:25	11:31	11:38	00:13

Amount purged during 'flushing' (L)	Amount purged during stabilisation (L)	Total purged (L) [^]
1.500	2.650	4.150

Purge/Sample method (inc. flow rate)	Micropurging and low flow sampling. Flow rate 319ml/min.
--------------------------------------	--

Response zone (m bgl)	Sample depth (m bgl)	15.00
-----------------------	----------------------	-------

Depth to LNAPL (m)	ND
Depth to DNAPL (m)	ND

Flow Rate ID	CPM4 ID:110
--------------	-------------

Initial SWL (m) to top of top hat	TD (m)	Saturated Depth (m)	Measurement Reference Point from top of top hat (m AOD)	SWL (m AOD)
1.682	39.90	38.218	2.269	0.587

SWL at start of purging (m) (i.e. once pump submerged)	SWL on completion of purging (m)	SWL on completion of sampling (m)	Draw Down Level (m)
1.676	1.685	1.690	1.776

Start of Purging	Temperature (C)	SpC (mS/cm)	pH (units)	Salinity (pss)	DO (%)	ORP (mV)
	16.54	2.21	6.73	1.12	18.8	-168
Sample	15.4	2.22	6.78	1.13	3.8	-184

Samples retrieved	Cation / anion / pH 1x1 litre plastic.
-------------------	--

Additional Samples	None
--------------------	------

Other Information:	Measurement reference point = top of top hat. Therefore, the SWL is the distance from the top of the top hat to water level, TD is the distance from the top of the top hat to the bottom of the hole and the saturated depth (TD-SWL) refers to the height of water in metres within the standpipe. AOD level calculated from top of top hat
Standpipe Internal Diameter (mm)	74
Height of Top Hat (m)	0.99
Purge water and Sample Description:	Clear, colourless, odourless
Engineer: -	BB / JB
Reviewer:	Signed:

[^] The Flow Rate ID is the ID the instrument gives for each different flow setting i.e. the venting cycle.
[^] = calculated value



Borehole Ref.
Pz 2009_15

Groundwater Sampling Data Sheet

Project:
Sizewell (29816-08)

Sheet 2 of 2

Insitu Physiochemical Parameter Stabilisation						
Minutes	Temperature (C)	SpC (mS/cm)	pH (units)	Salinity (pss)	DO (%)	ORP (mV)
0	16.54	2.21	6.73	1.12	18.8	-168
1	16.01	2.22	6.75	1.12	13.4	-173
2	15.85	2.22	6.76	1.13	10.6	-176
3	15.76	2.22	6.77	1.13	8.4	-179
4	15.49	2.22	6.78	1.13	6.8	-180
5	15.38	2.22	6.78	1.13	5.4	-181
6	15.37	2.22	6.78	1.13	4.4	-183
7	15.40	2.22	6.78	1.13	3.8	-184
8	Physiochemical Parameters Stabilised at 8 minutes					
9						
10						
11						
12						
13						
14						
15						
16						
17						
18						
19						
20						
21						
22						
23						
24						
25						
26						
27						
28						
29						
30						

Engineer: - Rob Eaton / James Boyle	Signed:
Reviewer: -	Signed:



Borehole Ref.
PZ2009_16

Groundwater Sampling Data Sheet

Sheet 1 of 2

Project:
29816-08

Date	28.6.11
Temperature (C)	-20°C

Weather and Ground Conditions	Dry, high cloud, slight breeze.
-------------------------------	---------------------------------

Start time of purging ('flushing')	Time stabilisation Purging initiated	Finish time of purging/Start of sampling	Total duration of purging [^]
10:11	10:18	10:26	00:15

Amount purged during 'flushing' (L)	Amount purged during stabilisation (L)	Total purged (L) [^]
1.500	2.500	4.000

Purge/Sample method (inc. flow rate)	Micropurging and low flow sampling. Flow rate 267 ml/min.
--------------------------------------	---

Response zone (m bgl)	11.0 - 56.0	Sample depth (m bgl)	25.00
-----------------------	-------------	----------------------	-------

Depth to LNAPL (m)	ND
Depth to DNAPL (m)	ND

Flow Rate ID	CPM4 ID113
--------------	------------

Initial SWL (m) to top of top hat	TD (m)	Saturated Depth (m) [^]	Measurement Reference Point (m AOD)	SWL (m AOD)
3.977	55.600	51.623	4.577	0.600

SWL at start of purging (m) (i.e. once pump submerged)	SWL on completion of purging (m)	SWL on completion of sampling (m)	Draw Down Level (m)
3.973	3.972	3.971	4.073

Start of	Temperature (C)	SpC (mS/cm)	pH (units)	Salinity (pss)	DO (%)	ORP (mV)
Purging	16.77	28.8	6.37	17.49	18.0	-140
Sample	16.94	29.3	6.49	17.9	7.0	-152

Samples retrieved	Cation/ anion / pH 1x1 litre plastic, plus standard radiological and non-radiological samples.
-------------------	--

Additional Samples	
--------------------	--

Other Information:	Measurement reference point = top of top hat. Therefore, the SWL is the distance from the top of the top hat to water level, TD is the distance from the top of the top hat to the bottom of the hole and the saturated depth (TD-SWL) refers to the height of water in metres within the standpipe. AOD level calculated from top of top hat
Standpipe Internal Diameter (mm)	74
Height of Top hat (m)	0.995
Purge water and Sample Description:	Clear, light brown, no odour.
Engineer: -	LA / JB
Reviewer: - Sue Slaven	

[^] The Flow Rate ID is the ID the instrument gives for each different flow setting i.e. the venting cycle.

[^] = calculated value

ND=not detected,n/a=not applicable.SWL=Surface Water level, TD=Total Depth.

SpC=Specific Conductance, mS/cm=millisiemens per centimetre, pss=practical salinity scale, DO=Dissolved Oxygen, ORP=Oxidation Redox Potential, mV=millivolts



Borehole Ref.
PZ2009_16

Groundwater Sampling Data Sheet

Project:
29816-08

Sheet 2 of 2

Insitu Physiochemical Parameter Stabilisation						
Minutes	Temperature (C)	SpC (mS/cm)	pH (units)	Salinity (pss)	DO (%)	ORP (mV)
0	16.77	28.8	6.37	17.49	18.0	-140
1	16.62	28.9	6.39	16.62	14.8	-145
2	16.57	29.0	6.42	17.68	12.1	-149
3	16.62	29.0	6.45	17.75	10.7	-152
4	15.72	29.1	6.46	17.76	9.6	-154
5	16.76	29.2	6.46	17.89	8.8	-155
6	16.83	29.4	6.50	17.96	8.1	-157
7	16.89	29.4	6.5	17.96	7.5	-152
8	16.94	29.3	6.49	17.9	7.0	-152
9	Physiochemical Parameters Stabilised at 9 minutes					
10						
11						
12						
13						
14						
15						
16						
17						
18						
19						
20						
21						
22						
23						
24						
25						
26						
27						
28						
29						
30						

Engineer: - LA / JB	Signed:
Reviewer: - Sue Slaven	Signed:



Groundwater Sampling Data Sheet

Sheet 1 of 2

Borehole Ref.
Pz 2009_18 / GW6D

Project:
Sizewell (29816-08)

Date	27.6.11
Temperature (C)	~25°C

Weather and Ground Conditions	Sunny, slight breeze from south. Gravel under foot.
-------------------------------	--

Start time of purging ('flushing')	Time stabilisation Purging initiated	Finish time of purging /Start of sampling	Total duration of purging [^]
16:27	16:33	16:49	00:22

Amount purged during 'flushing' (L)	Amount purged during stabilisation (L)	Total purged (L) [^]
1.500	5.400	6.900

Purge/Sample method (inc. flow rate)	Micropurging and low flow sampling. Flow rate 314 ml/min.
--------------------------------------	--

Response zone (m bgl)	Sample depth (m bgl)	10.3
-----------------------	----------------------	-------------

Depth to LNAPL (m)	ND
Depth to DNAPL (m)	ND

Flow Rate ID	CPM3 ID 84
--------------	-------------------

Initial SWL (m) to top of top hat	TD (m)	Saturated Depth (m)	Measurement Reference Point from top of top hat (m AOD)	SWL (m AOD)
1.386	14.31	12.926	1.839	0.453

SWL at start of purging (m) (i.e. once pump submerged)	SWL on completion of purging (m)	SWL on completion of sampling (m)	Draw Down Level (m)
1.382	1.385	1.383	1.482

Start of Purging	Temperature (C)	SpC (mS/cm)	pH (units)	Salinity (pss)	DO (%)	ORP (mV)
	23.5	5.04	6.42	2.69	21.0	-60
Sample	18.4	5.67	6.56	3.05	3.8	-99

Samples retrieved	Cation / anion / pH 1x1 litre plastic plus standard non radiological samples.
-------------------	--

Additional Samples	
--------------------	--

Other Information:	Measurement reference point = top of top hat. Therefore, the SWL is the distance from the top of the top hat to water level, TD is the distance from the top of the top hat to the bottom of the hole and the saturated depth (TD-SWL) refers to the height of water in metres within the standpipe. AOD level calculated from top of top hat		
Standpipe Internal Diameter (mm)	74		
Height of Top Hat (m)	1		
Purge water and Sample Description:	Clear, pale brown. No odour.		
Engineer: -	LA / JB	Signed:	
Reviewer:		Signed:	

[^] The Flow Rate ID is the ID the instrument gives for each different flow setting i.e. the venting cycle.
[^] = calculated value



Borehole Ref.
Pz 2009_18 / GW6D

Groundwater Sampling Data Sheet

Project:
Sizewell (29816-08)

Sheet 2 of 2

Insitu Physiochemical Parameter Stabilisation						
Minutes	Temperature (C)	SpC (mS/cm)	pH (units)	Salinity (pss)	DO (%)	ORP (mV)
0	23.52	5.04	6.42	2.69	21.0	-60
1	22.17	5.11	6.45	2.74	16.0	-73
2	21.13	5.76	6.48	2.78	13.1	-80
3	20.72	5.21	6.49	2.79	11.9	-83
4	20.32	5.26	6.51	2.82	10.6	-86
5	20.08	5.30	6.51	2.84	9.1	-81
6	19.85	5.35	6.52	2.87	8.4	-90
7	19.65	5.37	6.52	2.87	7.6	-92
8	19.40	5.40	6.53	2.89	6.7	-94
9	19.17	5.43	6.53	2.90	6.1	-95
10	19.05	5.48	6.54	2.93	6.0	-96
11	18.87	5.53	6.54	2.97	5.1	-97
12	18.68	5.60	6.54	3.01	4.7	-97
13	18.59	5.65	6.55	3.03	4.3	-98
14	18.42	5.67	6.55	3.05	4.1	-99
15	18.4	5.67	6.56	3.05	3.8	-99
16	Physiochemical Parameters Stabilised at 16 minutes					
17						
18						
19						
20						
21						
22						
23						
24						
25						
26						
27						
28						
29						
30						

Engineer: - LA / JB	Signed:
Reviewer: -	Signed:



Borehole Ref.
PZ2009_19 / GW5A

Groundwater Sampling Data Sheet

Sheet 1 of 2

Project:
29816-08

Date	29.6.11
Temperature (C)	-18°C

Weather and Ground Conditions **Dar, bright. Damp underfoot.**

Start time of purging ('flushing')	Time stabilisation Purging initiated	Finish time of purging /Start of sampling^	Total duration of purging^
10:51	11:00	11:03	00:12

Amount purged during 'flushing' (L)	Amount purged during stabilisation (L)	Total purged (L)^
1.500	0.800	2.300

Purge/Sample method (inc. flow rate) **Micropurging and low flow sampling. Flow rate 192ml/min.**

Response zone (m bgl)	4.1 - 11.5	Sample depth (m bgl)	7.8
-----------------------	------------	----------------------	-----

Depth to LNAPL (m)	ND
Depth to DNAPL (m)	ND

Flow Rate ID	CPM2 ID53
--------------	-----------

Initial SWL (m) to top of top hat	TD (m)	Saturated Depth (m)^	Measurement Reference Point (m AOD)	SWL (m AOD)
7.447	12.180	4.733	8.066	0.619

SWL at start of purging (m) (i.e. once pump submerged)	SWL on completion of purging (m)	SWL on completion of sampling (m)	Draw Down Level (m) below top hat
7.442	7.461	7.455	7.542

Start of Purging	Temperature (C)	SpC (mS/cm)	pH (units)	Salinity (pss)	DO (%)	ORP (mV)
	16.48	0.275	6.37	0.13	65.4	53
Sample	15.34	0.274	6.20	0.13	65.9	63

Samples retrieved **Cation / anion / pH 1x1 litre plastic plus standard radiological and non-radiological samples.**

Additional Samples

Other Information:	Measurement reference point = top of top hat. Therefore, the SWL is the distance from the top of the top hat to water level, TD is the distance from the top of the top hat to the bottom of the hole and the saturated depth (TD-SWL) refers to the height of water in metres within the standpipe. AOD level calculated from top of top hat		
Standpipe Internal Diameter (mm)	74		
Height of Top hat (m)	1.07		
Purge water and Sample Description:	Brown, turbid. No odour.		
Engineer: -	LA / JB	Signed:	
Reviewer: -	Sue Slaven	Signed:	

* The Flow Rate ID is the ID the instrument gives for each different flow setting i.e. the venting cycle.

^ = calculated value





Borehole Ref.
PZ2009_19 / GW5A

Groundwater Sampling Data Sheet

Project:
29816-08

Sheet 2 of 2

Insitu Physiochemical Parameter Stabilisation						
Minutes	Temperature (C)	SpC (mS/cm)	pH (units)	Salinity (pss)	DO (%)	ORP (mV)
0	16.48	0.275	6.37	0.13	65.4	53
1	16.06	0.276	6.31	0.13	65.8	57
2	15.66	0.267	6.25	0.13	66.2	60
3	15.34	0.274	6.20	0.13	65.9	63
4	Physiochemical Parameters Stabilised at 4 minutes					
5						
6						
7						
8						
9						
10						
11						
12						
13						
14						
15						
16						
17						
18						
19						
20						
21						
22						
23						
24						
25						
26						
27						
28						
29						
30						

Engineer: - LA / JB	Signed: 
Reviewer: - Sue Slaven	Signed: 



Borehole Ref.
PZ2009_21 / GW19

Groundwater Sampling Data Sheet

Project:
29816-08

Sheet 1 of 2

Date	28.6.11
Temperature (C)	-24°C

Weather and Ground Conditions	Dry, bright, moderate breeze.
-------------------------------	--------------------------------------

Start time of purging ('flushing')	Time stabilisation Purging initiated	Finish time of purging /Start of sampling^	Total duration of purging^
11:38	11:48	11:57	00:19

Amount purged during 'flushing' (L)	Amount purged during stabilisation (L)	Total purged (L)^
1.500	1.600	3.100

Purge/Sample method (inc. flow rate)	Micropurging and low flow sampling. Flow rate 163 ml/min.
--------------------------------------	--

Response zone (m bgl)	3.8-10.2	Sample depth (m bgl)	6.80
-----------------------	----------	----------------------	------

Depth to LNAPL (m)	ND
Depth to DNAPL (m)	ND

Flow Rate ID	
--------------	--

Initial SWL (m) to ground level	TD (m)	Saturated Depth (m)^	Measurement Reference Point (m AOD)	SWL (m AOD)
5.714	10.070	4.356	6.387	0.673

SWL at start of purging (m) (i.e. once pump submerged)	SWL on completion of purging (m)	SWL on completion of sampling (m)	Draw Down Level (m)
5.715	5.716	5.729	5.815

Start of	Temperature (C)	SpC (mS/cm)	pH (units)	Salinity (pss)	DO (%)	ORP (mV)
Purging	20.90	1.740	7.00	0.88	4.6	-126
Sample	20.53	1.324	6.83	0.66	3.1	-103

Samples retrieved	Cation / anion / pH 1x1 litre plastic plus standard non radiological samples.
-------------------	--

Additional Samples	
--------------------	--

Other Information:	Measurement reference point = Ground Level. Therefore, the SWL is the distance from ground level to water level, TD is the distance from the ground level to the bottom of the hole and the saturated depth (TD-SWL) refers to the height of water in metres within the standpipe. AOD level calculated from ground level.		
Standpipe Internal Diameter (mm)	74		
Height of Top hat (m)	NA-GL		
Purge water and Sample Description:	Pale brown, clear. No odour.		
Engineer: -	LA / JB	Signed:	
Reviewer: - Sue Slaven		Signed:	

* The Flow Rate ID is the ID the instrument gives for each different flow setting i.e. the venting cycle.

^ = calculated value



Borehole Ref.
PZ2009_21 / GW19

Groundwater Sampling Data Sheet

Project:
29816-08

Sheet 2 of 2

Insitu Physiochemical Parameter Stabilisation						
Minutes	Temperature (C)	SpC (mS/cm)	pH (units)	Salinity (pss)	DO (%)	ORP (mV)
0	20.90	1.740	7.00	0.88	4.6	-126
1	20.96	1.500	7.05	0.75	3.4	-123
2	20.83	1.400	6.99	0.71	2.8	-120
3	20.80	1.380	6.88	0.69	2.5	-116
4	20.72	1.362	6.96	0.68	2.3	-115
5	20.73	1.342	6.97	0.67	2.3	-113
6	20.70	1.330	6.92	0.66	6.0	-110
7	20.60	1.330	6.83	0.66	4.8	-106
8	20.53	1.324	6.83	0.66	3.1	-103
9	Physiochemical Parameters Stabilised at 9 minutes					
10						
11						
12						
13						
14						
15						
16						
17						
18						
19						
20						
21						
22						
23						
24						
25						
26						
27						
28						
29						
30						

Engineer: - LA / JB	Signed:
Reviewer: - Sue Slaven	Signed:

Appendix H Chemical Analysis Results



2683

Unit A2
Windmill Road
Ponswood Industrial Estate
St Leonards on Sea
East Sussex
TN38 9BY
Telephone (01424) 718618
Facsimile (01424) 729911

THE ENVIRONMENTAL LABORATORY LTD

F.A.O. Sue Slaven
Amec Earth & Environmental UK Limited
Tey Grove, Elm Lane
Feering
Colchester, CO5 9ES

Reporting Date: 12/05/11

ANALYTICAL REPORT No. AR32480

Samples Received By:-	Courier
Samples Received:-	26/04/11
Your Job No:	29816-08
Site Location:-	Sizewell
No Samples Received:-	13
Date of Sampling	18/04/11 - 20/04/11

Report Checked By:-

Steve Knight
Director

Authorised By:-

Cliff P.V. Knight BSc, EurChem, CChem FRSC
Managing Director

Any comments, opinions, or interpretations expressed herein are outside the scope of UKAS accreditation (Accreditation Number 2683)



THE ENVIRONMENTAL LABORATORY LTD

Unit A2, Windmill Road, Ponswood Industrial Estate, St Leonards On Sea, East Sussex, TN38 9BY
 Tel: 01424 718618 Fax: 01424 729911

ANALYTICAL REPORT No. AR32480

Location: Sizewell



Your Job No: 29816-08

Reporting Date: 12/05/11

F.A.O. Sue Slaven
Amec Earth & Environmental UK Limited
Tey Grove, Elm Lane
Feering
Colchester, CO5 9ES

Waters

Date Sampled	19/04/11	20/04/11	19/04/11	19/04/11	20/04/11	19/04/11	20/04/11	19/04/11	20/04/11	19/04/11	20/04/11
Sample Reference	PZ2009-3	PZ2009-5	PZ2009-6	PZ2009-7	PZ2009-10	PZ2009-11	PZ2009-12	PZ2009-14	PZ2009-15	PZ2009-16	
Depth (m btoth)	10.00	10.00	10.00	10.00	10.00	10.00	10.00	10.00	10.00	15.00	
Our ref	90827	90828	90829	90830	90831	90832	90833	90834	90835	90836	
Calcium*	(mg/l)	12.4	109.0	123.9	168.6	69.5	131.0	106.6	44.4	169.7	119.5
Magnesium*	(mg/l)	8.9	12.6	12.6	16.0	2.3	20.9	19.0	7.0	21.3	15.4
Potassium*	(mg/l)	222.7	14.9	8.8	8.2	51.5	13.0	10.2	8.8	16.3	9.9
Sodium*	(mg/l)	619.1	179.8	95.6	93.0	615.8	516.9	164.9	41.6	203.9	138.0
pH Value*	(Units)	10.7	7.0	7.3	7.3	11.2	7.9	7.5	7.8	7.5	7.5
Sulphate*	(mg/l)	33	6	24	7	36	45	85	54	8	38
Chloride*	(mg/l)	1117	324	210	316	1141	922	288	37	445	216

m btoth = metres below top of top hat

* = UKAS Accredited test

JLT



2683

THE ENVIRONMENTAL LABORATORY LTD

Unit A2, Windmill Road, Ponswood Industrial Estate, St Leonards On Sea, East Sussex, TN38 9BY

Tel: 01424 718618 Fax: 01424 729911

ANALYTICAL REPORT No. AR32480

Location: Sizewell



Your Job No: 29816-08

Reporting Date: 12/05/11

F.A.O. Sue Slaven
Amec Earth & Environmental UK Limited
Tey Grove, Elm Lane
Feering
Colchester, CO5 9ES

Waters

	Date Sampled	19/04/11	18/04/11	19/04/11
	Sample Reference	PZ2009-18	PZ2009-19	PZ2009-21
	Depth (m)	10.00	10.00	8.00
	Our ref	90837	90838	90839
Calcium*	(mg/l)	928.3	21.5	168.4
Magnesium*	(mg/l)	54.9	5.7	12.3
Potassium*	(mg/l)	11.7	9.3	8.3
Sodium*	(mg/l)	329.3	46.4	66.5
pH Value*	(Units)	7.1	6.8	7.2
Sulphate*	(mg/l)	40	20	29
Chloride*	(mg/l)	2022	54	230

m btoth = metres below top of top hat

* = UKAS Accredited test

JLT



2683

Unit A2
Windmill Road
Ponswood Industrial Estate
St Leonards on Sea
East Sussex
TN38 9BY
Telephone (01424) 718618
Facsimile (01424) 729911

THE ENVIRONMENTAL LABORATORY LTD

WATER SAMPLE RECEIPT AND TEST DATES

Our Analytical Report Number AR32480
Your Job No: 29816-08
Sample Receipt Date: 26/04/11
Reporting Date: 12/05/11

Registered: 26/04/11
Prepared: 27/04/11
Analysis complete: 12/05/11

WATER TEST METHOD SUMMARY

PARAMETER	Method Number	Technique
Calcium*	101	ICPMS
Magnesium*	101	ICPMS
Potassium*	101	ICPMS
Sodium*	101	ICPMS
pH Value*	113	Electrometric
Sulphate*	131	Ion Chromatography
Chloride*	131	Ion Chromatography

* = UKAS Accredited test

Determinands not marked with * are not accredited

Any comments, opinions, or interpretations expressed herein are outside the scope of UKAS accreditation (Accreditation Number 2683)



Unit A2
Windmill Road
Ponswood Industrial Estate
St Leonards on Sea
East Sussex
TN38 9BY
Telephone (01424) 718618
Facsimile (01424) 729911

THE ENVIRONMENTAL LABORATORY LTD

F.A.O. Sue Slaven
Amec Earth & Environmental UK Limited
Tey Grove, Elm Lane
Feering
Colchester, CO5 9ES

Reporting Date: 06/07/2011

ANALYTICAL REPORT No. AR32914A (Supplementary Report)

Samples Received By:- Courier
Samples Received:- 23/05/11
Your Job No: 7880102072
Site Location:- Sizewell
No Samples Received:- 7
Date of Sampling 19/05/11

Report Checked By:-

Steve Knight
Director

Authorised By:-

Cliff P.V. Knight BSc, EurChem, CChem FRSC
Managing Director

Any comments, opinions, or interpretations expressed herein are outside the scope of UKAS accreditation (Accreditation Number 2683)



2683

THE ENVIRONMENTAL LABORATORY LTD

Unit A2, Windmill Road, Ponswood Industrial Estate, St Leonards On Sea, East Sussex, TN38 9BY

Tel: 01424 718618 Fax: 01424 729911

ANALYTICAL REPORT No. AR32914A

Location: Sizewell



Your Job No: 7880102072

F.A.O. Sue Slaven
 Amec Earth & Environmental UK Limited
 Tey Grove, Elm Lane
 Feering
 Colchester, CO5 9ES

Reporting Date: 06/07/11

<u>Waters</u>	Date Sampled	19/05/11	19/05/11	19/05/11	20/05/11	20/05/11	20/05/11	19/05/11
Sample Reference	GW1D	GW2	GW3	PZ2009-6	PZ2009-18	PZ2009-14	GW24S	
Our ref	93086	93087	93088	93089	93090	93091	93092	
Arsenic*	(µg/l)	<5	<5	<5	<5	<5	<5	12
Cadmium*	(µg/l)	<1	<1	<1	<1	<1	<1	<1
Chromium*	(µg/l)	<5	<5	<5	<5	<5	<5	<5
Lead*	(µg/l)	<1	<1	<1	<1	<1	<1	<1
Nickel*	(µg/l)	3	11	2	<1	3	<1	2
Copper*	(µg/l)	<5	<5	<5	<5	<5	<5	<5
Zinc*	(µg/l)	50	45	20	14	60	12	21
Mercury*	(µg/l)	<0.1	<0.1	<0.1	<0.1	<0.1	<0.1	<0.1
Iron*	(µg/l)	<10	<10	<10	9693	36	13	3500
Boron	(µg/l)	403	<5	<5	27	<5	<5	102
Calcium*	(mg/l)	210.6	87.7	131.1	196.4	1079.0	53.8	166.2
Magnesium*	(mg/l)	19.5	28.6	12.4	19.4	53.8	8.0	59.8
Potassium*	(mg/l)	7.4	4.5	3.7	8.9	7.0	4.2	15.9
Sodium*	(mg/l)	95.7	31.0	32.1	170.1	299.3	37.2	443.6
pH Value*	(Units)	6.5	5.8	6.6	7.1	6.8	7.7	7.2
Electrical Conductivity*	(µS/cm)	1384	692	928	1589	5370	490	2860
Sulphate*	(mg/l)	114	94	103	8	34	56	<1
Chloride*	(mg/l)	130	61	99	330	1351	42	764
Nitrate*	(mg/l)	75	176	154	<1	<1	33	<1
Free Cyanide	(µg/l)	<5	<5	<5	<5	<5	<5	<5
Total Phenols	(µg/l)	<0.5	<0.5	<0.5	<0.5	<0.5	<0.5	<0.5
Ammonium as NH ₄	(mg/l)	<0.1	<0.1	<0.1	8.2	<0.1	<0.1	4.1

* = UKAS Accredited test

JLT



2683

THE ENVIRONMENTAL LABORATORY LTD

Unit A2, Windmill Road, Ponswood Industrial Estate, St Leonards On Sea, East Sussex, TN38 9BY

Tel: 01424 718618 Fax: 01424 729911

ANALYTICAL REPORT No. AR32914A

Location: Sizewell



Your Job No: 7880102072

Reporting Date: 06/07/11

F.A.O. Sue Slaven
Amec Earth & Environmental UK Limited
Tey Grove, Elm Lane
Feering
Colchester, CO5 9ES

<u>Waters</u>	Date Sampled	19/05/11	19/05/11	19/05/11	20/05/11	20/05/11	20/05/11	19/05/11
	Sample Reference	GW1D	GW2	GW3	PZ2009-6	PZ2009-18	PZ2009-14	GW24S
	Our ref	93086	93087	93088	93089	93090	93091	93092
BOD	(mg/l)	<2	<2	<2	<2	<2	<2	<2
COD	(mg/l)	<2	<2	<2	<2	<2	<2	<2
Alkalinity	(mg/l CaCO ₃)	510	60	180	380	230	200	270
Suspended Solids	(mg/l)	6.0	12.0	12.0	16.0	14.0	12.0	4.0
Total Petroleum Hydrocarbons*	(µg/l)	<10	<10	<10	<10	<10	<10	<10
PCB 28	(µg/l)	<0.01	<0.01	<0.01	<0.01	<0.01	<0.01	<0.01
PCB 52	(µg/l)	<0.01	<0.01	<0.01	<0.01	<0.01	<0.01	<0.01
PCB 101	(µg/l)	<0.01	<0.01	<0.01	<0.01	<0.01	<0.01	<0.01
PCB 118	(µg/l)	<0.01	<0.01	<0.01	<0.01	<0.01	<0.01	<0.01
PCB 138	(µg/l)	<0.01	<0.01	<0.01	<0.01	<0.01	<0.01	<0.01
PCB 153	(µg/l)	<0.01	<0.01	<0.01	<0.01	<0.01	<0.01	<0.01
PCB 180	(µg/l)	<0.01	<0.01	<0.01	<0.01	<0.01	<0.01	<0.01
Total PCB	(µg/l)	<0.01	<0.01	<0.01	<0.01	<0.01	<0.01	<0.01

* = UKAS Accredited test

JLT



2683

Unit A2
Windmill Road
Ponswood Industrial Estate
St Leonards on Sea
East Sussex
TN38 9BY
Telephone (01424) 718618
Facsimile (01424) 729911

THE ENVIRONMENTAL LABORATORY LTD

WATER SAMPLE RECEIPT AND TEST DATES

Our Analytical Report Number AR32914A
Your Job No: 7880102072
Sample Receipt Date: 23/05/11
Reporting Date: 06/07/11

Registered: 23/05/11
Prepared: 24/05/11
Analysis complete: 13/06/11

WATER TEST METHOD SUMMARY

PARAMETER	Method Number	Technique
Arsenic*	101	ICPMS
Cadmium*	101	ICPMS
Chromium*	101	ICPMS
Lead*	101	ICPMS
Nickel*	101	ICPMS
Copper*	101	ICPMS
Zinc*	101	ICPMS
Mercury*	101	ICPMS
Iron*	101	ICPMS
Boron	203	Colorimetry
Calcium*	101	ICPMS
Magnesium*	101	ICPMS
Potassium*	101	ICPMS
Sodium*	101	ICPMS
pH Value*	113	Electrometric
Electrical Conductivity*	136	Electrometric
Sulphate*	131	Ion Chromatography
Chloride*	131	Ion Chromatography
Nitrate*	131	Ion Chromatography
Free Cyanide	132	Colorimetry
Total Phenols	121	HPLC
BOD	142	5 Day
COD	143	Colorimetry
Alkalinity	100	Titration
Suspended Solids	155	Gravimetric
Total Petroleum Hydrocarbons*	178	GCFID
PCB (7 Congeners)	170	GCMS
Speciated PAH	135	GCMS
VOC	154	GCMS
Ammonia	151	Colorimetry

* = UKAS Accredited test

Determinands not marked with * are not accredited

Any comments, opinions, or interpretations expressed herein are outside the scope of UKAS accreditation (Accreditation Number 2683)



Unit A2
Windmill Road
Ponswood Industrial Estate
St Leonards on Sea
East Sussex
TN38 9BY
Telephone (01424) 718618
Facsimile (01424) 729911

THE ENVIRONMENTAL LABORATORY LTD


F.A.O. Sue Slaven
Amec Earth & Environmental UK Limited
Tey Grove, Elm Lane
Feering
Colchester, CO5 9ES

Reporting Date: 06/07/11

ANALYTICAL REPORT No. AR32975A (Supplementary Report)


Samples Received By:- Courier
Samples Received:- 25/05/11
Your Job No: 7880102072
Site Location:- Sizewell
No Samples Received:- 4
Date of Sampling 24/05/11

Report Checked By:-



Steve Knight
Director

Authorised By:-



Cliff P.V. Knight BSc, EurChem, CChem FRSC
Managing Director

Any comments, opinions, or interpretations expressed herein are outside the scope of UKAS accreditation (Accreditation Number 2683)



2683

THE ENVIRONMENTAL LABORATORY LTD

Unit A2, Windmill Road, Ponswood Industrial Estate, St Leonards On Sea, East Sussex, TN38 9BY

Tel: 01424 718618 Fax: 01424 729911

ANALYTICAL REPORT No. AR32975A

Location: Sizewell



Your Job No: 7880102072

Reporting Date: 06/07/11

F.A.O. Sue Slaven
Amec Earth & Environmental UK Limited
Tey Grove, Elm Lane
Feering
Colchester, CO5 9ES

<u>Waters</u>	Date Sampled	24/05/11	24/05/11	24/05/11	24/05/11
	Sample Reference	PZ2009-16	PZ2009-19	PZ2009-20	PZ2009-21
	Our ref	93409	93410	93411	93412
Arsenic*	(µg/l)	<5	<5	<5	<5
Cadmium*	(µg/l)	<1	<1	<1	<1
Chromium*	(µg/l)	<5	<5	<5	<5
Lead*	(µg/l)	<1	<1	<1	<1
Nickel*	(µg/l)	5	3	<1	5
Copper*	(µg/l)	8	<5	<5	<5
Zinc*	(µg/l)	61	29	29	37
Mercury*	(µg/l)	<0.1	0.2	0.6	<0.1
Iron*	(µg/l)	21910	96	<10	<10
Boron	(µg/l)	417	<5	<5	<5
Calcium*	(mg/l)	1153.0	19.4	51.7	203.9
Magnesium*	(mg/l)	466.5	6.8	16.3	15.0
Potassium*	(mg/l)	36.5	2.7	4.3	5.6
Sodium*	(mg/l)	4703.0	47.9	23.2	66.9
pH Value*	(Units)	6.9	6.3	7.1	7.1
Electrical Conductivity*	(µS/cm)	21600	290	481	1330
Sulphate*	(mg/l)	981	28	27	28
Chloride*	(mg/l)	8504	66	176	160
Nitrate*	(mg/l)	<1	67	55	67
Free Cyanide	(µg/l)	<5	<5	<5	<5
Total Phenols	(mg/l)	<0.5	<0.5	<0.5	<0.5
Ammonium as NH ₄		0.85	0.02	0.02	0.11

* = UKAS Accredited test

JLT



2683

THE ENVIRONMENTAL LABORATORY LTD

Unit A2, Windmill Road, Ponswood Industrial Estate, St Leonards On Sea, East Sussex, TN38 9BY

Tel: 01424 718618 Fax: 01424 729911

ANALYTICAL REPORT No. AR32975A

Location: Sizewell



Your Job No: 7880102072

Reporting Date: 06/07/11

F.A.O. Sue Slaven
Amec Earth & Environmental UK Limited
Tey Grove, Elm Lane
Feering
Colchester, CO5 9ES

<u>Waters</u>	Date Sampled	24/05/11	24/05/11	24/05/11	24/05/11
		Sample Reference	PZ2009-16	PZ2009-19	PZ2009-20
	Our ref	93409	93410	93411	93412
BOD	(mg/l)	5	<2	<2	<2
COD	(mg/l)	50	<2	<2	<2
Alkalinity	(mg/l CaCO ₃)	290	80	280	180
Suspended Solids	(mg/l)	58	<5	<5	<5
Total Petroleum Hydrocarbons*	(µg/l)	<10	<10	<10	<10
PCB 28	(µg/l)	<0.01	<0.01	<0.01	<0.01
PCB 52	(µg/l)	<0.01	<0.01	<0.01	<0.01
PCB 101	(µg/l)	<0.01	<0.01	<0.01	<0.01
PCB 118	(µg/l)	<0.01	<0.01	<0.01	<0.01
PCB 138	(µg/l)	<0.01	<0.01	<0.01	<0.01
PCB 153	(µg/l)	<0.01	<0.01	<0.01	<0.01
PCB 180	(µg/l)	<0.01	<0.01	<0.01	<0.01
Total PCB	(µg/l)	<0.01	<0.01	<0.01	<0.01

* = UKAS Accredited test

THE ENVIRONMENTAL LABORATORY LTD

WATER SAMPLE RECEIPT AND TEST DATES

Our Analytical Report Number AR32975A
Your Job No: 7880102072
Sample Receipt Date: 25/05/11
Reporting Date: 06/07/11

Registered: 25/05/11
Prepared: 26/05/11
Analysis complete: 08/06/11

WATER TEST METHOD SUMMARY

PARAMETER	Method Number	Technique
Arsenic*	101	ICPMS
Cadmium*	101	ICPMS
Chromium*	101	ICPMS
Lead*	101	ICPMS
Nickel*	101	ICPMS
Copper*	101	ICPMS
Zinc*	101	ICPMS
Mercury*	101	ICPMS
Iron*	101	ICPMS
Boron	203	Colorimetry
Calcium*	101	ICPMS
Magnesium*	101	ICPMS
Potassium*	101	ICPMS
Sodium*	101	ICPMS
pH Value*	113	Electrometric
Electrical Conductivity*	136	Electrometric
Sulphate*	131	Ion Chromatography
Chloride*	131	Ion Chromatography
Nitrate*	131	Ion Chromatography
Free Cyanide	132	Colorimetry
Total Phenols	121	HPLC
BOD	142	5 Day
COD	143	Colorimetry
Alkalinity	100	Titration
Suspended Solids	155	Gravimetric
Total Petroleum Hydrocarbons*	178	GCFID
PCB (7 Congeners)	170	GCMS
Speciated PAH	135	GCMS
VOC	154	GCMS
Ammonia	151	Colorimetry

* = UKAS Accredited test

Determinands not marked with * are not accredited



Unit A2
Windmill Road
Ponswood Industrial Estate
St Leonards on Sea
East Sussex
TN38 9BY
Telephone (01424) 718618
Facsimile (01424) 729911


THE ENVIRONMENTAL LABORATORY LTD

F.A.O. Sue Slaven
Amec Earth & Environmental UK Limited
Tey Grove, Elm Lane
Feering
Colchester, CO5 9ES


Reporting Date: 17/06/2011

ANALYTICAL REPORT No. AR33122

Samples Received By:-	Courier
Samples Received:-	01/06/11
Your Job No:	7880102072
Site Location:-	Sizewell
No Samples Received:-	7
Date of Sampling	26/05/11 - 27/05/11


Steve Knight
Director

Authorised By:-


Cliff P.V. Knight BSc, EurChem, CChem FRSC
Managing Director

Any comments, opinions, or interpretations expressed herein are outside the scope of UKAS accreditation (Accreditation Number 2683)



2683

THE ENVIRONMENTAL LABORATORY LTD

Unit A2, Windmill Road, Ponswood Industrial Estate, St Leonards On Sea, East Sussex, TN38 9BY

Tel: 01424 718618 Fax: 01424 729911

ANALYTICAL REPORT No. AR33122

Location: Sizewell



Your Job No: 7880102072

Reporting Date: 17/06/11

F.A.O. Sue Slaven
Amec Earth & Environmental UK Limited
Tey Grove, Elm Lane
Feering
Colchester, CO5 9ES

<u>Waters</u>	Date Sampled	26/05/11	26/05/11	26/05/11	26/05/11	26/05/11	26/05/11	27/05/11
		Sample Reference	PZ2009-3	PZ2009-5	PZ2009-7	PZ2009-10	PZ2009-11	PZ2009-12
	Our ref	93910	93911	93912	93913	93914	93915	93916
Calcium*	(mg/l)	18.0	102.4	171.2	43.4	130.8	121.1	186.9
Magnesium*	(mg/l)	9.3	12.1	16.8	5.5	21.7	31.1	17.2
Potassium*	(mg/l)	203.5	12.1	5.8	44.7	9.9	10.6	6.7
Sodium*	(mg/l)	629.5	167.2	90.3	571.5	492.7	232.1	208.6
pH Value*	(Units)	10.3	6.9	7.3	10.5	8.0	7.5	7.3
Chloride*	(mg/l)	940	290	294	903	780	396	<5
Sulphide	(mg/l)	0.1	<0.1	<0.1	<0.1	<0.1	<0.1	<0.1

* = UKAS Accredited test

JLT



2683

Unit A2
Windmill Road
Ponswood Industrial Estate
St Leonards on Sea
East Sussex
TN38 9BY
Telephone (01424) 718618
Facsimile (01424) 729911

THE ENVIRONMENTAL LABORATORY LTD

WATER SAMPLE RECEIPT AND TEST DATES

Our Analytical Report Number AR33122
Your Job No: 7880102072
Sample Receipt Date: 01/06/11
Reporting Date: 17/06/11

Registered: 01/06/11
Prepared: 02/06/11
Analysis complete: 17/06/11

WATER TEST METHOD SUMMARY

PARAMETER	Method Number	Technique
Calcium*	101	ICPMS
Magnesium*	101	ICPMS
Potassium*	101	ICPMS
Sodium*	101	ICPMS
pH Value*	113	Electrometric
Chloride*	131	Ion Chromatography
Sulphide	134	Colorimetry

* = UKAS Accredited test

Determinands not marked with * are not accredited

Any comments, opinions, or interpretations expressed herein are outside the scope of UKAS accreditation (Accreditation Number 2683)



Unit A2
Windmill Road
Ponswood Industrial Estate
St Leonards on Sea
East Sussex
TN38 9BY
Telephone (01424) 718618
Facsimile (01424) 729911

THE ENVIRONMENTAL LABORATORY LTD

F.A.O. Sue Slaven
Amec Earth & Environmental UK Limited
Tey Grove, Elm Lane
Feering
Colchester, CO5 9ES

Reporting Date: 21/07/11

ANALYTICAL REPORT No. AR33672

Samples Received By:-	Courier
Samples Received:-	30/06/11
Your Job No:	7880102072
Site Location:-	Sizewell
No Samples Received:-	1
Date of Sampling	27/06/11

Report Checked By:-

[REDACTED]
Steve Knight
Director

Authorised By:-

[REDACTED]
Cliff P.V. Knight BSc, EurChem, CChem FRSC
Managing Director

Any comments, opinions, or interpretations expressed herein are outside the scope of UKAS accreditation (Accreditation Number 2683)



2683

THE ENVIRONMENTAL LABORATORY LTD

Unit A2, Windmill Road, Ponswood Industrial Estate, St Leonards On Sea, East Sussex, TN38 9BY

Tel: 01424 718618 Fax: 01424 729911

ANALYTICAL REPORT No. AR33672

Location: Sizewell



Your Job No: 7880102072

Reporting Date: 21/07/11

F.A.O. Sue Slaven
Amec Earth & Environmental UK Limited
Tey Grove, Elm Lane
Feering
Colchester, CO5 9ES

<u>Waters</u>	Date Sampled	27/06/11
	Sample Reference	GW6D
	Our ref	96977
Arsenic*	(µg/l)	<5
Cadmium*	(µg/l)	<1
Chromium*	(µg/l)	<5
Lead*	(µg/l)	<1
Nickel*	(µg/l)	3
Copper*	(µg/l)	<5
Zinc*	(µg/l)	143
Mercury*	(µg/l)	<0.1
Iron*	(µg/l)	<10
Boron	(µg/l)	105
Calcium*	(mg/l)	803.7
Magnesium*	(mg/l)	44.5
Potassium*	(mg/l)	5.3
Sodium*	(mg/l)	232.1
pH Value*	(Units)	7.4
Electrical Conductivity*	(µS/cm)	5190
Sulphate*	(mg/l)	51
Chloride*	(mg/l)	1381
Nitrate*	(mg/l)	<1
Free Cyanide	(µg/l)	<5
Total Phenols	(µg/l)	<0.5
Ammonium as NH ₄	(mg/l)	0.34

* = UKAS Accredited test

JLT



2683

THE ENVIRONMENTAL LABORATORY LTD

Unit A2, Windmill Road, Ponswood Industrial Estate, St Leonards On Sea, East Sussex, TN38 9BY

Tel: 01424 718618 Fax: 01424 729911

ANALYTICAL REPORT No. AR33672

Location: Sizewell



Your Job No: 7880102072

Reporting Date: 21/07/11

F.A.O. Sue Slaven
Amec Earth & Environmental UK Limited
Tey Grove, Elm Lane
Feering
Colchester, CO5 9ES

Waters

	Date Sampled	27/06/11
	Sample Reference	GW6D
	Our ref	96977
BOD	(mg/l)	<2
COD	(mg/l)	<2
Alkalinity	(mg/l CaCO ₃)	230
Suspended Solids	(mg/l)	<5
Total Petroleum Hydrocarbons*	(µg/l)	<10
PCB 28	(µg/l)	<0.01
PCB 52	(µg/l)	<0.01
PCB 101	(µg/l)	<0.01
PCB 118	(µg/l)	<0.01
PCB 138	(µg/l)	<0.01
PCB 153	(µg/l)	<0.01
PCB 180	(µg/l)	<0.01
Total PCB	(µg/l)	<0.01

* = UKAS Accredited test

JLT



2683

Unit A2
Windmill Road
Ponswood Industrial Estate
St Leonards on Sea
East Sussex
TN38 9BY
Telephone (01424) 718618
Facsimile (01424) 729911

THE ENVIRONMENTAL LABORATORY LTD

WATER SAMPLE RECEIPT AND TEST DATES

Our Analytical Report Number AR33672
Your Job No: 7880102072
Sample Receipt Date: 30/06/11
Reporting Date: 21/07/11

Registered: 30/06/11
Prepared: 01/07/11
Analysis complete: 21/07/11

WATER TEST METHOD SUMMARY

PARAMETER	Method Number	Technique
Arsenic*	101	ICPMS
Cadmium*	101	ICPMS
Chromium*	101	ICPMS
Lead*	101	ICPMS
Nickel*	101	ICPMS
Copper*	101	ICPMS
Zinc*	101	ICPMS
Mercury*	101	ICPMS
Iron*	101	ICPMS
Boron	203	Colorimetry
Calcium*	101	ICPMS
Magnesium*	101	ICPMS
Potassium*	101	ICPMS
Sodium*	101	ICPMS
pH Value*	113	Electrometric
Electrical Conductivity*	136	Electrometric
Sulphate*	131	Ion Chromatography
Chloride*	131	Ion Chromatography
Nitrate*	131	Ion Chromatography
Free Cyanide	132	Colorimetry
Total Phenols	121	HPLC
BOD	142	5 Day
COD	143	Colorimetry
Alkalinity	100	Titration
Suspended Solids	155	Gravimetric
Total Petroleum Hydrocarbons*	178	GCFID
PCB (7 Congeners)	170	GCMS
Speciated PAH	135	GCMS
VOC	154	GCMS
Ammonia	151	Colorimetry

* = UKAS Accredited test

Determinands not marked with * are not accredited

Any comments, opinions, or interpretations expressed herein are outside the scope of UKAS accreditation (Accreditation Number 2683)



Unit A2
Windmill Road
Ponswood Industrial Estate
St Leonards on Sea
East Sussex
TN38 9BY
Telephone (01424) 718618
Facsimile (01424) 729911


THE ENVIRONMENTAL LABORATORY LTD

F.A.O. Sue Slaven
Amec Earth & Environmental UK Limited
Tey Grove, Elm Lane
Feering
Colchester, CO5 9ES


Reporting Date: 14/07/11

ANALYTICAL REPORT No. AR33670

Samples Received By:-	Courier
Samples Received:-	30/06/11
Your Job No:	7880102072
Site Location:-	Sizewell
No Samples Received:-	2
Date of Sampling	28/06/11


Steve Knight
Director

Authorised By:-


Cliff P.V. Knight BSc, EurChem, CChem FRSC
Managing Director

Any comments, opinions, or interpretations expressed herein are outside the scope of UKAS accreditation (Accreditation Number 2683)



2683

THE ENVIRONMENTAL LABORATORY LTD

Unit A2, Windmill Road, Ponswood Industrial Estate, St Leonards On Sea, East Sussex, TN38 9BY

Tel: 01424 718618 Fax: 01424 729911

ANALYTICAL REPORT No. AR33670

Location: Sizewell



Your Job No: 7880102072

Reporting Date: 14/07/11

F.A.O. Sue Slaven
 Amec Earth & Environmental UK Limited
 Tey Grove, Elm Lane
 Feering
 Colchester, CO5 9ES

<u>Waters</u>	Date Sampled	28/06/11	28/06/11	
		Sample Reference	PZ2009_21	PZ2009_16
		Our ref	96972	96973
Arsenic*	(µg/l)	<5	<5	
Cadmium*	(µg/l)	<1	<1	
Chromium*	(µg/l)	<5	<5	
Lead*	(µg/l)	<1	<1	
Nickel*	(µg/l)	2	5	
Copper*	(µg/l)	<5	8	
Zinc*	(µg/l)	45	99	
Mercury*	(µg/l)	<0.1	<0.1	
Iron*	(µg/l)	<10	18640	
Boron	(µg/l)	144	667	
Calcium*	(mg/l)	188.9	1297.0	
Magnesium*	(mg/l)	14.9	533.8	
Potassium*	(mg/l)	5.5	38.3	
Sodium*	(mg/l)	66.0	5336.0	
pH Value*	(Units)	7.6	7.0	
Electrical Conductivity*	(µS/cm)	1281	26100	
Sulphate*	(mg/l)	32	1197	
Chloride*	(mg/l)	203	1270	
Nitrate*	(mg/l)	16	<1	
Free Cyanide	(µg/l)	<5	<5	
Total Phenols	(µg/l)	<0.5	<0.5	
Ammonium as NH ₄	(mg/l)	0.04	3.71	

* = UKAS Accredited test

JLT



2683

THE ENVIRONMENTAL LABORATORY LTD

Unit A2, Windmill Road, Ponswood Industrial Estate, St Leonards On Sea, East Sussex, TN38 9BY

Tel: 01424 718618 Fax: 01424 729911

ANALYTICAL REPORT No. AR33670

Location: Sizewell



Your Job No: 7880102072

Reporting Date: 14/07/11

F.A.O. Sue Slaven
Amec Earth & Environmental UK Limited
Tey Grove, Elm Lane
Feering
Colchester, CO5 9ES

<u>Waters</u>	Date Sampled	28/06/11	28/06/11	
		Sample Reference	PZ2009_21	PZ2009_16
		Our ref	96972	96973
BOD	(mg/l)	9	22	
COD	(mg/l)	<2	78	
Alkalinity	(mg/l CaCO ₃)	390	360	
Suspended Solids	(mg/l)	64	16	
Total Petroleum Hydrocarbons*	(µg/l)	<10	<10	
PCB 28	(µg/l)	<0.01	<0.01	
PCB 52	(µg/l)	<0.01	<0.01	
PCB 101	(µg/l)	<0.01	<0.01	
PCB 118	(µg/l)	<0.01	<0.01	
PCB 138	(µg/l)	<0.01	<0.01	
PCB 153	(µg/l)	<0.01	<0.01	
PCB 180	(µg/l)	<0.01	<0.01	
Total PCB	(µg/l)	<0.01	<0.01	

* = UKAS Accredited test

JLT

THE ENVIRONMENTAL LABORATORY LTD

WATER SAMPLE RECEIPT AND TEST DATES

Our Analytical Report Number AR33670
Your Job No: 7880102072
Sample Receipt Date: 30/06/11
Reporting Date: 14/07/11

Registered: 30/06/11
Prepared: 01/07/11
Analysis complete: 14/07/11

WATER TEST METHOD SUMMARY

PARAMETER	Method Number	Technique
Arsenic*	101	ICPMS
Cadmium*	101	ICPMS
Chromium*	101	ICPMS
Lead*	101	ICPMS
Nickel*	101	ICPMS
Copper*	101	ICPMS
Zinc*	101	ICPMS
Mercury*	101	ICPMS
Iron*	101	ICPMS
Boron	203	Colorimetry
Calcium*	101	ICPMS
Magnesium*	101	ICPMS
Potassium*	101	ICPMS
Sodium*	101	ICPMS
pH Value*	113	Electrometric
Electrical Conductivity*	136	Electrometric
Sulphate*	131	Ion Chromatography
Chloride*	131	Ion Chromatography
Nitrate*	131	Ion Chromatography
Free Cyanide	132	Colorimetry
Total Phenols	121	HPLC
BOD	142	5 Day
COD	143	Colorimetry
Alkalinity	100	Titration
Suspended Solids	155	Gravimetric
Total Petroleum Hydrocarbons*	178	GCFID
PCB (7 Congeners)	170	GCMS
Speciated PAH	135	GCMS
VOC	154	GCMS
Ammonia	151	Colorimetry

* = UKAS Accredited test

Determinands not marked with * are not accredited



Unit A2
Windmill Road
Ponswood Industrial Estate
St Leonards on Sea
East Sussex
TN38 9BY
Telephone (01424) 718618
Facsimile (01424) 729911


THE ENVIRONMENTAL LABORATORY LTD

F.A.O. Sue Slaven
AMEC Earth & Environmental UK Limited
Tey Grove, Elm Lane
Feering
Colchester, CO5 9ES


Reporting Date: 12/07/11

ANALYTICAL REPORT No. AR33640

Samples Received By:- Courier
Samples Received:- 28/06/11
Your Job No: 29816-08
Site Location:- Sizewell
No Samples Received:- 6
Date of Sampling 02/06/11


Steve Knight
Director

Authorised By:-


Cliff P.V. Knight BSc, EurChem, CChem FRSC
Managing Director

Any comments, opinions, or interpretations expressed herein are outside the scope of UKAS accreditation (Accreditation Number 2683)



2683

THE ENVIRONMENTAL LABORATORY LTD

Unit A2, Windmill Road, Ponswood Industrial Estate, St Leonards On Sea, East Sussex, TN38 9BY

Tel: 01424 718618 Fax: 01424 729911

ANALYTICAL REPORT No. AR33640

Location: Sizewell



Your Job No: 29816-08

Reporting Date: 12/07/11

F.A.O. Sue Slaven
AMEC Earth & Environmental UK Limited
Tey Grove, Elm Lane
Feering
Colchester, CO5 9ES

Waters

	Date Sampled	02/06/11	02/06/11	02/06/11	02/06/11	02/06/11	02/06/11
	TP/BH	Pz2009_3	Pz2009_5	Pz2009_7	Pz2009_10	Pz2009_11	Pz2009_12
	Our ref	96803	96804	96805	96806	96807	96808
Calcium*	(mg/l)	187.8	122.8	161.5	47.3	129.8	505.0
Magnesium*	(mg/l)	37.6	49.5	15.8	4.4	18.1	987.8
Potassium*	(mg/l)	30.2	21.4	4.9	47.2	8.9	250.3
Sodium*	(mg/l)	525.4	477.1	88.3	575.1	496.6	8632.0
pH Value*	(Units)	7.3	7.1	7.2	10.1	7.7	7.1
Sulphate*	(mg/l)	11	79	<5	32	64	180
Chloride*	(mg/l)	914	766	289	881	763	1345

* = UKAS Accredited test

PRB



2683

Unit A2
Windmill Road
Ponswood Industrial Estate
St Leonards on Sea
East Sussex
TN38 9BY
Telephone (01424) 718618
Facsimile (01424) 729911

THE ENVIRONMENTAL LABORATORY LTD

WATER SAMPLE RECEIPT AND TEST DATES

Our Analytical Report Number AR33640
Your Job No: 29816-08
Sample Receipt Date: 28/06/11
Reporting Date: 12/07/11

Registered: 28/06/11
Prepared: 29/06/11
Analysis complete: 12/07/11

WATER TEST METHOD SUMMARY

PARAMETER	Method Number	Technique
Calcium*	101	ICPMS
Magnesium*	101	ICPMS
Potassium*	101	ICPMS
Sodium*	101	ICPMS
pH Value*	113	Electrometric
Sulphate*	131	Ion Chromatography
Chloride*	131	Ion Chromatography

* = UKAS Accredited test

Determinands not marked with * are not accredited

Any comments, opinions, or interpretations expressed herein are outside the scope of UKAS accreditation (Accreditation Number 2683)



Unit A2
Windmill Road
Ponswood Industrial Estate
St Leonards on Sea
East Sussex
TN38 9BY
Telephone (01424) 718618
Facsimile (01424) 729911

THE ENVIRONMENTAL LABORATORY LTD

F.A.O. Sue Slaven
Amec Earth & Environmental UK Limited
Tey Grove, Elm Lane
Feering
Colchester, CO5 9ES

Reporting Date: 21/07/11

ANALYTICAL REPORT No. AR33696

Samples Received By:-	Courier
Samples Received:-	01/07/11
Your Job No:	7880102072
Site Location:-	Sizewell
No Samples Received:-	3
Date of Sampling	29/06/11

Report Checked By:-

Steve Knight
Director

Managing Director

EurChem, CChem FRSC

Any comments, opinions, or interpretations expressed herein are outside the scope of UKAS accreditation (Accreditation Number 2683)



2683

THE ENVIRONMENTAL LABORATORY LTD

Unit A2, Windmill Road, Ponswood Industrial Estate, St Leonards On Sea, East Sussex, TN38 9BY

Tel: 01424 718618 Fax: 01424 729911

ANALYTICAL REPORT No. AR33696

Location: Sizewell



Your Job No: 7880102072

Reporting Date: 21/07/11

F.A.O. Sue Slaven
Amec Earth & Environmental UK Limited
Tey Grove, Elm Lane
Feering
Colchester, CO5 9ES

<u>Waters</u>	Date Sampled	29/06/11	29/06/11	29/06/11	
		Sample Reference	PZ2009_14	PZ2009_20	PZ2009_19
		Our ref	97124	97125	97126
Arsenic*	(µg/l)	<5	<5	<5	
Cadmium*	(µg/l)	<1	<1	<1	
Chromium*	(µg/l)	<5	<5	<5	
Lead*	(µg/l)	<1	<1	<1	
Nickel*	(µg/l)	<1	3	4	
Copper*	(µg/l)	<5	<5	<5	
Zinc*	(µg/l)	17	65	55	
Mercury*	(µg/l)	<0.1	<0.1	<0.1	
Iron*	(µg/l)	<10	<10	57	
Boron	(µg/l)	49	38	80	
Calcium*	(mg/l)	43.2	43.4	14.6	
Magnesium*	(mg/l)	7.5	14.2	5.1	
Potassium*	(mg/l)	3.5	3.8	2.4	
Sodium*	(mg/l)	32.5	17.9	30.3	
pH Value*	(Units)	7.5	6.6	5.9	
Electrical Conductivity*	(µS/cm)	424	490	269	
Sulphate*	(mg/l)	57	20	21	
Chloride*	(mg/l)	36	56	31	
Nitrate*	(mg/l)	29	127	69	
Free Cyanide	(µg/l)	<5	<5	<5	
Total Phenols	(µg/l)	<0.5	<0.5	<0.5	
Ammonium as NH ₄	(mg/l)	0.01	0.02	0.02	

* = UKAS Accredited test

JLT



2683

THE ENVIRONMENTAL LABORATORY LTD

Unit A2, Windmill Road, Ponswood Industrial Estate, St Leonards On Sea, East Sussex, TN38 9BY

Tel: 01424 718618 Fax: 01424 729911

ANALYTICAL REPORT No. AR33696

Location: Sizewell



Your Job No: 7880102072

Reporting Date: 21/07/11

F.A.O. Sue Slaven
Amec Earth & Environmental UK Limited
Tey Grove, Elm Lane
Feering
Colchester, CO5 9ES

<u>Waters</u>	Date Sampled	29/06/11	29/06/11	29/06/11
	Sample Reference	PZ2009_14	PZ2009_20	PZ2009_19
	Our ref	97124	97125	97126
BOD	(mg/l)	<2	<2	<2
COD	(mg/l)	<2	<2	<2
Alkalinity	(mg/l CaCO ₃)	130	120	70
Suspended Solids	(mg/l)	20	10	56
Total Petroleum Hydrocarbons*	(µg/l)	<10	<10	<10
PCB 28	(µg/l)	<0.01	<0.01	<0.01
PCB 52	(µg/l)	<0.01	<0.01	<0.01
PCB 101	(µg/l)	<0.01	<0.01	<0.01
PCB 118	(µg/l)	<0.01	<0.01	<0.01
PCB 138	(µg/l)	<0.01	<0.01	<0.01
PCB 153	(µg/l)	<0.01	<0.01	<0.01
PCB 180	(µg/l)	<0.01	<0.01	<0.01
Total PCB	(µg/l)	<0.01	<0.01	<0.01

* = UKAS Accredited test

JLT



2683

Unit A2
Windmill Road
Ponswood Industrial Estate
St Leonards on Sea
East Sussex
TN38 9BY
Telephone (01424) 718618
Facsimile (01424) 729911

THE ENVIRONMENTAL LABORATORY LTD

WATER SAMPLE RECEIPT AND TEST DATES

Our Analytical Report Number AR33696
Your Job No: 7880102072
Sample Receipt Date: 01/07/11
Reporting Date: 21/07/11

Registered: 01/07/11
Prepared: 02/07/11
Analysis complete: 21/07/11

WATER TEST METHOD SUMMARY

PARAMETER	Method Number	Technique
Arsenic*	101	ICPMS
Cadmium*	101	ICPMS
Chromium*	101	ICPMS
Lead*	101	ICPMS
Nickel*	101	ICPMS
Copper*	101	ICPMS
Zinc*	101	ICPMS
Mercury*	101	ICPMS
Iron*	101	ICPMS
Boron	203	Colorimetry
Calcium*	101	ICPMS
Magnesium*	101	ICPMS
Potassium*	101	ICPMS
Sodium*	101	ICPMS
pH Value*	113	Electrometric
Electrical Conductivity*	136	Electrometric
Sulphate*	131	Ion Chromatography
Chloride*	131	Ion Chromatography
Nitrate*	131	Ion Chromatography
Free Cyanide	132	Colorimetry
Total Phenols	121	HPLC
BOD	142	5 Day
COD	143	Colorimetry
Alkalinity	100	Titration
Suspended Solids	155	Gravimetric
Total Petroleum Hydrocarbons*	178	GCFID
PCB (7 Congeners)	170	GCMS
Speciated PAH	135	GCMS
VOC	154	GCMS
Ammonia	151	Colorimetry

* = UKAS Accredited test

Determinands not marked with * are not accredited

Any comments, opinions, or interpretations expressed herein are outside the scope of UKAS accreditation (Accreditation Number 2683)



Unit A2
Windmill Road
Ponswood Industrial Estate
St Leonards on Sea
East Sussex
TN38 9BY
Telephone (01424) 718618
Facsimile (01424) 729911

THE ENVIRONMENTAL LABORATORY LTD

F.A.O. Sue Slaven
Amec Earth & Environmental UK Limited
Tey Grove, Elm Lane
Feering
Colchester, CO5 9ES

Reporting Date: 15/07/11

ANALYTICAL REPORT No. AR33725

Samples Received By:- Courier
Samples Received:- 04/07/11
Your Job No: 7880102072
Site Location:- Sizewell
No Samples Received:- 6
Date of Sampling 30/06/11 - 01/07/11

Report Checked By:-

Steve Knight
Director

Authorised By:-

Cliff P.V. Knight BSc, EurChem, CChem FRSC
Managing Director

Any comments, opinions, or interpretations expressed herein are outside the scope of UKAS accreditation (Accreditation Number 2683)



2683

THE ENVIRONMENTAL LABORATORY LTD

Unit A2, Windmill Road, Ponswood Industrial Estate, St Leonards On Sea, East Sussex, TN38 9BY

Tel: 01424 718618 Fax: 01424 729911

ANALYTICAL REPORT No. AR33725

Location: Sizewell



Your Job No: 7880102072

Reporting Date: 15/07/11

F.A.O. Sue Slaven
 Amec Earth & Environmental UK Limited
 Tey Grove, Elm Lane
 Feering
 Colchester, CO5 9ES

<u>Waters</u>	Date Sampled	30/06/11	30/06/11	30/06/11	01/07/11	01/07/11	30/06/11
Sample Reference	PZ2009_6	GW20	GW21	GW22	GW23	PZ2009_15	
Our ref	97374	97375	97376	97377	97378	97379	
Arsenic*	(µg/l)	<5	<5	<5	<5	<5	n/t
Cadmium*	(µg/l)	<1	<1	<1	<1	<1	n/t
Chromium*	(µg/l)	<5	<5	<5	<5	<5	n/t
Lead*	(µg/l)	<1	<1	<1	<1	<1	n/t
Nickel*	(µg/l)	<1	<1	3	2	1	n/t
Copper*	(µg/l)	<5	<5	<5	<5	<5	n/t
Zinc*	(µg/l)	14	13	76	22	15	n/t
Mercury*	(µg/l)	<0.1	<0.1	<0.1	<0.1	<0.1	n/t
Iron*	(µg/l)	36	72	50	11	<10	n/t
Boron	(µg/l)	82	77	141	151	176	n/t
Calcium*	(mg/l)	155.7	108.5	62.9	84.0	111.0	195.9
Magnesium*	(mg/l)	15.8	18.3	7.3	5.9	6.6	17.4
Potassium*	(mg/l)	6.7	4.2	2.7	5.5	2.8	5.8
Sodium*	(mg/l)	141.8	24.6	23.6	16.2	20.0	211.9
pH Value*	(Units)	7.2	7.4	6.4	7.0	7.3	7.3
Electrical Conductivity*	(µS/cm)	1599	899	568	597	740	n/t
Sulphate*	(mg/l)	9	49	47	35	100	5
Chloride*	(mg/l)	315	72	42	36	48	500
Nitrate*	(mg/l)	<1	191	118	101	47	n/t
Free Cyanide	(µg/l)	<5	5	<5	<5	<5	n/t
Total Phenols	(µg/l)	<0.5	<0.5	<0.5	<0.5	<0.5	n/t
Ammonium as NH ₄	(mg/l)	10.06	0.01	<0.01	<0.01	0.11	n/t

n/t = not tested

* = UKAS Accredited test

JLT



2683

THE ENVIRONMENTAL LABORATORY LTD

Unit A2, Windmill Road, Ponswood Industrial Estate, St Leonards On Sea, East Sussex, TN38 9BY

Tel: 01424 718618 Fax: 01424 729911

ANALYTICAL REPORT No. AR33725

Location: Sizewell



Your Job No: 7880102072

Reporting Date: 15/07/11

F.A.O. Sue Slaven
Amec Earth & Environmental UK Limited
Tey Grove, Elm Lane
Feering
Colchester, CO5 9ES

<u>Waters</u>	Date Sampled	30/06/11	30/06/11	30/06/11	01/07/11	01/07/11
	Sample Reference	PZ2009_6	GW20	GW21	GW22	GW23
	Our ref	97374	97375	97376	97377	97378
BOD	(mg/l)	<2	<2	<2	<2	<2
COD	(mg/l)	<2	<2	<2	3	<2
Alkalinity	(mg/l CaCO ₃)	350	240	60	120	190
Suspended Solids	(mg/l)	66.0	102.0	198.0	68.0	58.0
Total Petroleum Hydrocarbons*	(µg/l)	<10	<10	<10	<10	<10
PCB 28	(µg/l)	<0.01	<0.01	<0.01	<0.01	<0.01
PCB 52	(µg/l)	<0.01	<0.01	<0.01	<0.01	<0.01
PCB 101	(µg/l)	<0.01	<0.01	<0.01	<0.01	<0.01
PCB 118	(µg/l)	<0.01	<0.01	<0.01	<0.01	<0.01
PCB 138	(µg/l)	<0.01	<0.01	<0.01	<0.01	<0.01
PCB 153	(µg/l)	<0.01	<0.01	<0.01	<0.01	<0.01
PCB 180	(µg/l)	<0.01	<0.01	<0.01	<0.01	<0.01
Total PCB	(µg/l)	<0.01	<0.01	<0.01	<0.01	<0.01

* = UKAS Accredited test

JLT

THE ENVIRONMENTAL LABORATORY LTD

WATER SAMPLE RECEIPT AND TEST DATES

Our Analytical Report Number AR33725
Your Job No: 7880102072
Sample Receipt Date: 04/07/11
Reporting Date: 15/07/11

Registered: 04/07/11
Prepared: 05/07/11
Analysis complete: 15/07/11

WATER TEST METHOD SUMMARY

PARAMETER	Method Number	Technique
Arsenic*	101	ICPMS
Cadmium*	101	ICPMS
Chromium*	101	ICPMS
Lead*	101	ICPMS
Nickel*	101	ICPMS
Copper*	101	ICPMS
Zinc*	101	ICPMS
Mercury*	101	ICPMS
Iron*	101	ICPMS
Boron	203	Colorimetry
Calcium*	101	ICPMS
Magnesium*	101	ICPMS
Potassium*	101	ICPMS
Sodium*	101	ICPMS
pH Value*	113	Electrometric
Electrical Conductivity*	136	Electrometric
Sulphate*	131	Ion Chromatography
Chloride*	131	Ion Chromatography
Nitrate*	131	Ion Chromatography
Free Cyanide	132	Colorimetry
Total Phenols	121	HPLC
BOD	142	5 Day
COD	143	Colorimetry
Alkalinity	100	Titration
Suspended Solids	155	Gravimetric
Total Petroleum Hydrocarbons*	178	GCFID
PCB (7 Congeners)	170	GCMS
Speciated PAH	135	GCMS
VOC	154	GCMS
Ammonia	151	Colorimetry

* = UKAS Accredited test

Determinands not marked with * are not accredited

Appendix I Data Logger and Baro Diver Record Sheets



Borehole Ref.
PZ2009_1

Groundwater Level Logging Data Sheet

Project:
Sizewell

Data Logger Serial Number	K4979
Date	06/04/2011
Time Retrieved	-
Data Downloaded	-
Time Deployed	10:40
Start Date & Time	09/04/11 06:00
Temperature (C)	14
Weather and Ground Conditions	Westerly wind; broken cloud Damp and muddy hardcore
Depth deployed in piezometer (metres below standpipe)	7.59m

Other Information:	
SWL (m below top hat):	Dip 2.172m
Height of Tophat/Standpipe (m abgl):	1.08m/1.0m
Observations	
Engineer: - CY / JB	Signed:
Reviewer: - SHS	Signed:



Borehole Ref.
PZ2009_2

Groundwater Level Logging Data Sheet

Project:
Sizewell

Data Logger Serial Number	
Date	06/04/2011
Time Retrieved	-
Data Downloaded	-
Time Deployed	10:45
Start Date & Time	09/04/11 06:00
Temperature (C)	14
Weather and Ground Conditions	Westerly breeze; broken cloud
Depth deployed in piezometer (metres below standpipe)	5.80m

Other Information:	
SWL (m below top hat):	Dip 2.160m
Height of Tophat/Standpipe (m abgl):	
Observations	
Engineer: - JB / CY	Signed:
Reviewer: - SHS	Signed:



Borehole Ref.
PZ2009_3

Groundwater Level Logging Data Sheet

Project:
Sizewell

Data Logger Serial Number	K4990
Date	06/04/2011
Time Retrieved	-
Data Downloaded	-
Time Deployed	09:40
Start Date & Time	09/04/11 06:00
Temperature (C)	13
Weather and Ground Conditions	Humid; westerly breeze; clearing skies Damp muddy hardcore
Depth deployed in piezometer (metres below standpipe)	7.0m

Other Information:	Standpipe ID: MPM 2009_4A
SWL (m below top hat):	Dip - 2.125
Height of Tophat/Standpipe (m abgl):	
Observations	
Engineer: - CY / JB	Signed:
Reviewer: - SHS	Signed:



Borehole Ref.
PZ2009_4

Groundwater Level Logging Data Sheet

Project:
Sizewell

Data Logger Serial Number	K5000
Date	06/04/2011
Time Retrieved	-
Data Downloaded	-
Time Deployed	10:30
Start Date & Time	09/04/11 06:00
Temperature (C)	14
Weather and Ground Conditions	Westerly wind; broken cloud Damp hardcore
Depth deployed in piezometer (metres below standpipe)	7.94m

Other Information:	
SWL (m below top hat):	Dip - 1.998
Height of Tophat/Standpipe (m abgl):	1.09m/0.91m
Observations	
Engineer: - CY / JB	Signed:
Reviewer: - SHS	Signed:



Borehole Ref.
PZ2009_5

Groundwater Level Logging Data Sheet

Project:
Sizewell

Data Logger Serial Number	K4997
Date	06/04/2011
Time Retrieved	-
Data Downloaded	-
Time Deployed	10:15
Start Date & Time	09/04/11 06:00
Temperature (C)	14
Weather and Ground Conditions	Westerly wind; slightly humid; broken cloud Hardcore
Depth deployed in piezometer (metres below standpipe)	5.72m

Other Information:	
SWL (m below top hat):	Dip - 1.791
Height of Tophat/Standpipe (m abgl):	1.01m/0.92m
Observations	
Engineer: - CY / JB	Signed:
Reviewer: - SHS	Signed:



Borehole Ref.
PZ2009_6

Groundwater Level Logging Data Sheet

Project:
Sizewell

Data Logger Serial Number	K4958
Date	06/04/2011
Time Retrieved	-
Data Downloaded	-
Time Deployed	08:50
Start Date & Time	09/04/11 06:00
Temperature (C)	10
Weather and Ground Conditions	Overcast; windy Damp hardcore/grass
Depth deployed in piezometer (metres below standpipe)	7.22m

Other Information:	
SWL (m below top hat):	Dip 2.094
Height of Tophat/Standpipe (m abgl):	1.07/1.0
Observations	
Engineer: - CY / JB	Signed:
Reviewer: - SHS	Signed:



Borehole Ref.
PZ2009_7

Groundwater Level Logging Data Sheet

Project:
Sizewell

Data Logger Serial Number	K4991
Date	05/04/2011
Time Retrieved	-
Data Downloaded	-
Time Deployed	16:00
Start Date & Time	09/04/11 06:00
Temperature (C)	11
Weather and Ground Conditions	windy; drizzle Damp grass
Depth deployed in piezometer (metres below standpipe)	7.03m

Other Information:	
SWL (m below top hat):	1.92
Height of Tophat/Standpipe (m abgl):	0.81/0.69
Observations	
Engineer: - CY / JB	Signed:
Reviewer: - SHS	Signed:



Borehole Ref.
PZ2009_8

Groundwater Level Logging Data Sheet

Project:
Sizewell

Data Logger Serial Number	K4962
Date	06/04/2011
Time Retrieved	-
Data Downloaded	-
Time Deployed	10:00
Start Date & Time	09/04/11 06:00
Temperature (C)	13
Weather and Ground Conditions	Windy; broken cloud Damp hardcore
Depth deployed in piezometer (metres below standpipe)	8.62m

Other Information:	
SWL (m below top hat):	2.159
Height of Tophat/Standpipe (m abgl):	1.015/0.79
Observations	
Engineer: - CY / JB	Signed:
Reviewer: - SHS	Signed:



Borehole Ref.
PZ2009_9

Groundwater Level Logging Data Sheet

Project:
Sizewell

Data Logger Serial Number	K4963
Date	06/04/2011
Time Retrieved	-
Data Downloaded	-
Time Deployed	09:48
Start Date & Time	09/04/11 06:00
Temperature (C)	13
Weather and Ground Conditions	Windy; clearing skies Damp hardcore
Depth deployed in piezometer (metres below standpipe)	6.9m

Other Information:	
SWL (m below top hat):	2.276
Height of Tophat/Standpipe (m abgl):	0.94/0.74
Observations	
Engineer: - CY / JB	Signed:
Reviewer: - SHS	Signed:



Borehole Ref.
PZ2009_10

Groundwater Level Logging Data Sheet

Project:
Sizewell

Data Logger Serial Number	K4972
Date	06/04/2011
Time Retrieved	-
Data Downloaded	-
Time Deployed	10:55
Start Date & Time	09/04/11 06:00
Temperature (C)	14
Weather and Ground Conditions	Breeze; broken cloud Damp hardcore
Depth deployed in piezometer (metres below standpipe)	7.11

Other Information:	
SWL (m below top hat):	2.251
Height of Tophat/Standpipe (m abgl):	1.04/0.8
Observations	
Engineer: - CY / JB	Signed:
Reviewer: - SHS	Signed:



Borehole Ref.
PZ2009_11

Groundwater Level Logging Data Sheet

Project:
Sizewell

Data Logger Serial Number	K4998
Date	05/04/2011
Time Retrieved	-
Data Downloaded	-
Time Deployed	16:47
Start Date & Time	09/04/11 06:00
Temperature (C)	11
Weather and Ground Conditions	Windy; drizzle Damp grass / gravel
Depth deployed in piezometer (metres below standpipe)	7.04m

Other Information:	
SWL (m below top hat):	3.685
Height of Tophat/Standpipe (m abgl):	1.12/1.02
Observations	
Engineer: - CY / JB	Signed:
Reviewer: - SHS	Signed:



Groundwater Level Logging Data Sheet

Borehole Ref.
PZ2009_12

Project:
Sizewell

Data Logger Serial Number	K4989
Date	06/04/2011
Time Retrieved	-
Data Downloaded	-
Time Deployed	10:09
Start Date & Time	09/04/11 06:00
Temperature (C)	13
Weather and Ground Conditions	Wind; broken cloud Damp hardcore
Depth deployed in piezometer (metres below standpipe)	8.49m

Other Information:	
SWL (m below top hat):	2.125
Height of Tophat/Standpipe (m abgl):	1.13/0.95
Observations	
Engineer: - CY / JB	Signed:
Reviewer: - SHS	Signed:



Borehole Ref.
PZ2009_13

Groundwater Level Logging Data Sheet

Project:
Sizewell

Data Logger Serial Number	K4946
Date	06/04/2011
Time Retrieved	-
Data Downloaded	-
Time Deployed	11:40
Start Date & Time	09/04/11 06:00
Temperature (C)	15
Weather and Ground Conditions	warm; breeze; broken cloud/sun Grass
Depth deployed in piezometer (metres below standpipe)	8.05m

Other Information:	
SWL (m below top hat):	2.203
Height of Tophat/Standpipe (m abgl):	0.78/0.71
Observations	
Engineer: - CY / JB	Signed:
Reviewer: - SHS	Signed:



Borehole Ref.
PZ2009_14

Groundwater Level Logging Data Sheet

Project:
Sizewell

Data Logger Serial Number	K4988
Date	06/04/2011
Time Retrieved	-
Data Downloaded	-
Time Deployed	11:20
Start Date & Time	09/04/11 06:00
Temperature (C)	14
Weather and Ground Conditions	Breeze; sunny
Depth deployed in piezometer (metres below standpipe)	11.15m

Other Information:	
SWL (m below top hat):	Dip 6.692
Height of Tophat/Standpipe (m abgl):	1.08/0.42
Observations	
Engineer: - CY / JB	Signed:
Reviewer: - SHS	Signed:



Borehole Ref.
PZ2009_15

Groundwater Level Logging Data Sheet

Project:
Sizewell

Data Logger Serial Number	K4982
Date	06/04/2011
Time Retrieved	-
Data Downloaded	-
Time Deployed	09:15
Start Date & Time	09/04/11 06:00
Temperature (C)	11
Weather and Ground Conditions	Becoming humid; wind; overcast Damp grass and hardcore
Depth deployed in piezometer (metres below standpipe)	7.25m

Other Information:	
SWL (m below top hat):	1.784
Height of Tophat/Standpipe (m abgl):	0.59m - standpipe
Observations	
Engineer: - CY / JB	Signed:
Reviewer: - SHS	Signed:



Borehole Ref.
PZ2009_16

Groundwater Level Logging Data Sheet

Project:
Sizewell

Data Logger Serial Number	K4981
Date	06/04/2011
Time Retrieved	-
Data Downloaded	-
Time Deployed	14:25
Start Date & Time	09/04/11 06:00
Temperature (C)	18
Weather and Ground Conditions	Warm; sunny; south westerly breeze Dry sand
Depth deployed in piezometer (metres below standpipe)	

Other Information:	
SWL (m below top hat):	Dip 3.950
Height of Tophat/Standpipe (m abgl):	0.99/0.61
Observations	
Engineer: - CY / JB	Signed:
Reviewer: - SHS	Signed:



Borehole Ref.
PZ2009_17

Groundwater Level Logging Data Sheet

Project:
Sizewell

Data Logger Serial Number	K4999
Date	06/04/2011
Time Retrieved	-
Data Downloaded	-
Time Deployed	13:27
Start Date & Time	09/04/11 06:00
Temperature (C)	18
Weather and Ground Conditions	Warm; sunny; westerly wind Dry, sandy grass
Depth deployed in piezometer (metres below standpipe)	11.3m

Other Information:	
SWL (m below top hat):	Dip 6.356
Height of Tophat/Standpipe (m abgl):	1.047 / 0.97
Observations	
Engineer: - CY / JB	Signed:
Reviewer: - SHS	Signed:



Borehole Ref.
PZ2009_18 (GW6D)

Groundwater Level Logging Data Sheet

Project:
Sizewell

Data Logger Serial Number	K4976
Date	05/04/2011
Time Retrieved	-
Data Downloaded	-
Time Deployed	16:25
Start Date & Time	09/04/11 06:00
Temperature (C)	11
Weather and Ground Conditions	Westerly wind; drizzle Damp grass
Depth deployed in piezometer (metres below standpipe)	7.52m

Other Information:	
SWL (m below top hat):	Dip 1.245
Height of Tophat/Standpipe (m abgl):	1.13/0.93
Observations	
Engineer: - CY / JB	Signed:
Reviewer: - SHS	Signed:



Borehole Ref.
PZ2009_19 (GW5A)

Groundwater Level Logging Data Sheet

Project:
Sizewell

Data Logger Serial Number	K4975
Date	06/04/2011
Time Retrieved	-
Data Downloaded	-
Time Deployed	13:40
Start Date & Time	09/04/11 06:00
Temperature (C)	18
Weather and Ground Conditions	Warm; sheltered from breeze Dry pine needles and sand
Depth deployed in piezometer (metres below standpipe)	10.62m

Other Information:	
SWL (m below top hat):	7.395
Height of Tophat/Standpipe (m abgl):	1.06/0.94
Observations	
Engineer: - CY / JB	Signed:
Reviewer: - SHS	Signed:



Borehole Ref.
PZ2009_20 (GW4)

Groundwater Level Logging Data Sheet

Project:
Sizewell

Data Logger Serial Number	K4994
Date	06/04/2011
Time Retrieved	-
Data Downloaded	-
Time Deployed	13:50
Start Date & Time	09/04/11 06:00
Temperature (C)	18
Weather and Ground Conditions	Sunny; westerly breeze Dry sand/grass
Depth deployed in piezometer (metres below standpipe)	9.78m

Other Information:	
SWL (m below top hat):	6.953
Height of Tophat/Standpipe (m abgl):	
Observations	
Engineer: - CY / JB	Signed:
Reviewer: - SHS	Signed:



Borehole Ref.
PZ2009_21 (GW19)

Groundwater Level Logging Data Sheet

Project:
Sizewell

Data Logger Serial Number	K4996
Date	06/04/2011
Time Retrieved	-
Data Downloaded	-
Time Deployed	14:10
Start Date & Time	09/04/11 06:00
Temperature (C)	18
Weather and Ground Conditions	Sunny; westerly breeze Asphalt
Depth deployed in piezometer (metres below standpipe)	8.32m

Other Information:	
SWL (m below top hat):	5.679
Height of Tophat/Standpipe (m abgl):	
Observations	
Engineer: - CY / JB	Signed:
Reviewer: - SHS	Signed:



Borehole Ref.
PZ2009_6

Groundwater Level Logging Data Sheet

Project:
Sizewell

Baro Diver Data Logger Serial Number	H7150
Date	06/04/2011
Time Retrieved	-
Data Downloaded	-
Time Deployed	09:00
Start Date & Time	09/04/11 06:00
Temperature (C)	10
Weather and Ground Conditions	Overcast; windy Damp hardcore and grass
Depth deployed in piezometer (metres below standpipe)	0.35m

Other Information:	
SWL (m below top hat):	2.2
Height of Tophat/Standpipe (m abgl):	1.08/1.0
Observations	
Engineer: - CY / JB	Signed:
Reviewer: - SHS	Signed:



Borehole Ref.
PZ2009_15

Groundwater Level Logging Data Sheet

Project:
Sizewell

Baro Diver Data Logger Serial Number	K1371
Date	06/04/2011
Time Retrieved	-
Data Downloaded	-
Time Deployed	09:20
Start Date & Time	09/04/11 06:00
Temperature (C)	11
Weather and Ground Conditions	Becoming humid; westerly wind; overcast Damp grass and hardcore
Depth deployed in piezometer (metres below standpipe)	0.2m

Other Information:	
SWL (m below top hat):	1.784
Height of Tophat/Standpipe (m abgl):	0.99/0.59
Observations	
Engineer: - CY / JB	Signed:
Reviewer: - SHS	Signed:



Groundwater Level Logging Data Sheet

Borehole Ref.
PZ2009_1

Project:
Sizewell

Data Logger Serial Number	K4979
Date	26/5/11
Time Retrieved	15:40
Data Downloaded	15:43
Time Deployed	15:53
Start Date & Time	09/04/2011 (06:00)
Temperature (C)	~14°C
Weather and Ground Conditions	Overcast, mild, dry gravel
Depth deployed in piezometer (metres below standpipe)	7.59m

Other Information:	
SWL (m below top hat):	2.199
Height of Tophat/Standpipe (m abgl):	1.08m/1.0m
Observations	
Engineer: -	Signed:
Reviewer: -	Signed:



Groundwater Level Logging Data Sheet

Borehole Ref.
PZ2009_2

Project:
Sizewell

Data Logger Serial Number	K4971
Date	26/5/11
Time Retrieved	15:24
Data Downloaded	15:26
Time Deployed	15:36
Start Date & Time	09/04/2011 (06:00)
Temperature (C)	~15°C
Weather and Ground Conditions	Thunderstorms, moderate westerly breeze, moist ground
Depth deployed in piezometer (metres below standpipe)	5.80m

Other Information:	
SWL (m below top hat):	2.204
Height of Tophat/Standpipe (m abgl):	1.0/0.725
Observations	
Engineer: -	Signed:
Reviewer: -	Signed:



Borehole Ref.
PZ2009_3

Groundwater Level Logging Data Sheet

Project:
Sizewell

Data Logger Serial Number	K4990
Date	26/5/11
Time Retrieved	11:08
Data Downloaded	11:11
Time Deployed	11:58
Start Date & Time	09/04/2011 (06:00)
Temperature (C)	~14°C
Weather and Ground Conditions	Overcast, dry ground
Depth deployed in piezometer (metres below standpipe)	7.0m

Other Information:	Sampled
SWL (m below top hat):	2.152
Height of Tophat/Standpipe (m abgl):	1.03/0.81
Observations	Silty at base
Engineer: -	Signed:
Reviewer: -	Signed:



Groundwater Level Logging Data Sheet

Borehole Ref.
PZ2009_4

Project:
Sizewell

Data Logger Serial Number	K5000
Date	26/5/11
Time Retrieved	17:12
Data Downloaded	17:15
Time Deployed	17:30
Start Date & Time	09/04/2011 (06:00)
Temperature (C)	~14°C
Weather and Ground Conditions	Overcast, slight SW breeze, dry ground
Depth deployed in piezometer (metres below standpipe)	7.94m

Other Information:	
SWL (m below top hat):	1.945
Height of Tophat/Standpipe (m abgl):	1.08m/0.91m
Observations	
Engineer: -	Signed:
Reviewer: -	Signed:



Groundwater Level Logging Data Sheet

Borehole Ref.
PZ2009_5

Project:
Sizewell

Data Logger Serial Number	K4997
Date	26/5/11
Time Retrieved	17:05
Data Downloaded	17:07
Time Deployed	17:50
Start Date & Time	09/04/2011 (06:00)
Temperature (C)	~12°C
Weather and Ground Conditions	Rain/overcast, wet gravel
Depth deployed in piezometer (metres below standpipe)	5.72m

Other Information:	Sampled
SWL (m below top hat):	1.750
Height of Tophat/Standpipe (m abgl):	1.01/0.92
Observations	
Engineer: -	Signed:
Reviewer: -	Signed:



Groundwater Level Logging Data Sheet

Borehole Ref.
PZ2009_6

Project:
Sizewell

Data Logger Serial Number	K4958
Date	20/5/11
Time Retrieved	10:03
Data Downloaded	10:09
Time Deployed	10:48
Start Date & Time	09/04/2011 (06:00)
Temperature (C)	~12°C
Weather and Ground Conditions	Sunny, clear, grass/dry gravel
Depth deployed in piezometer (metres below standpipe)	7.22m

Other Information:	Sampled
SWL (m below top hat):	2.121
Height of Tophat/Standpipe (m abgl):	1.08/1.0
Observations	
Engineer: -	Signed:
Reviewer: -	Signed:



Borehole Ref.
PZ2009_7

Groundwater Level Logging Data Sheet

Project:
Sizewell

Data Logger Serial Number	K4991
Date	26/5/11
Time Retrieved	9:50
Data Downloaded	10:28
Time Deployed	10:55
Start Date & Time	09/04/2011 (06:00)
Temperature (C)	~12°C
Weather and Ground Conditions	Overcast, slight drizzle, slight breeze
Depth deployed in piezometer (metres below standpipe)	7.03m

Other Information:	Sampled
SWL (m below top hat):	2.028
Height of Tophat/Standpipe (m abgl):	0.81/0.69
Observations	
Engineer: -	Signed:
Reviewer: -	Signed:



Groundwater Level Logging Data Sheet

Borehole Ref.
PZ2009_8

Project:
Sizewell

Data Logger Serial Number	K4962
Date	26/5/11
Time Retrieved	15:11
Data Downloaded	15:20
Time Deployed	16:45
Start Date & Time	09/04/2011 (06:00)
Temperature (C)	~15°C
Weather and Ground Conditions	Overcast, dry gravel, post rainfall event
Depth deployed in piezometer (metres below standpipe)	8.62m

Other Information:	
SWL (m below top hat):	2.102
Height of Tophat/Standpipe (m abgl):	1.02/0.79
Observations	
Engineer: -	Signed:
Reviewer: -	Signed:



Borehole Ref.
PZ2009_9

Groundwater Level Logging Data Sheet

Project:
Sizewell

Data Logger Serial Number	K4963
Date	26/5/11
Time Retrieved	16:46
Data Downloaded	16:48
Time Deployed	16:53
Start Date & Time	09/04/2011 (06:00)
Temperature (C)	~12°C
Weather and Ground Conditions	Overcast, wet gravel
Depth deployed in piezometer (metres below standpipe)	6.9m

Other Information:	
SWL (m below top hat):	2.204
Height of Tophat/Standpipe (m abgl):	0.94/0.74
Observations	
Engineer: -	Signed:
Reviewer: -	Signed:



Groundwater Level Logging Data Sheet

Borehole Ref.
PZ2009_10

Project:
Sizewell

Data Logger Serial Number	K4972
Date	26/5/11
Time Retrieved	14:10
Data Downloaded	14:12
Time Deployed	14:50
Start Date & Time	09/04/2011 (06:00)
Temperature (C)	~14°C
Weather and Ground Conditions	Overcast, patchy rain, grassed/exposed soil
Depth deployed in piezometer (metres below standpipe)	7.11

Other Information:	Sampled
SWL (m below top hat):	2.358
Height of Tophat/Standpipe (m abgl):	1.04/0.8
Observations	
Engineer: -	Signed:
Reviewer: -	Signed:



Borehole Ref.
PZ2009_11

Groundwater Level Logging Data Sheet

Project:
Sizewell

Data Logger Serial Number	K4998
Date	26/5/11
Time Retrieved	12:05
Data Downloaded	12:08
Time Deployed	12:45
Start Date & Time	09/04/2011 (06:00)
Temperature (C)	~12°C
Weather and Ground Conditions	Overcast, southerly breeze, dry gravel and grass
Depth deployed in piezometer (metres below standpipe)	7.04m

Other Information:	Sampled
SWL (m below top hat):	3.976
Height of Tophat/Standpipe (m abgl):	1.12/1.02
Observations	
Engineer: -	Signed:
Reviewer: -	Signed:



Groundwater Level Logging Data Sheet

Borehole Ref.
PZ2009_12

Project:
Sizewell

Data Logger Serial Number	K4989
Date	26/5/11
Time Retrieved	16:04
Data Downloaded	16:06
Time Deployed	16:38
Start Date & Time	09/04/2011 (06:00)
Temperature (C)	~12°C
Weather and Ground Conditions	Overcast/raining, wet ground
Depth deployed in piezometer (metres below standpipe)	8.49m

Other Information:	Sampled
SWL (m below top hat):	2.108
Height of Tophat/Standpipe (m abgl):	1.13/0.95
Observations	
Engineer: -	Signed:
Reviewer: -	Signed:



Groundwater Level Logging Data Sheet

Borehole Ref.
PZ2009_13

Project:
Sizewell

Data Logger Serial Number	K4946
Date	26/5/11
Time Retrieved	17:36
Data Downloaded	17:38
Time Deployed	17:47
Start Date & Time	09/04/2011 (06:00)
Temperature (C)	~12°C
Weather and Ground Conditions	Sunny, wet sand and soil
Depth deployed in piezometer (metres below standpipe)	8.05m

Other Information:	
SWL (m below top hat):	2.218
Height of Tophat/Standpipe (m abgl):	0.78/0.71
Observations	
Engineer: -	Signed:
Reviewer: -	Signed:



Borehole Ref.
PZ2009_14

Groundwater Level Logging Data Sheet

Project:
Sizewell

Data Logger Serial Number	K4988
Date	20/5/11
Time Retrieved	11:11
Data Downloaded	11:14
Time Deployed	12:15
Start Date & Time	09/04/2011 (06:00)
Temperature (C)	~12°C
Weather and Ground Conditions	Sunny, some cloud, slight easterly breeze, dry
Depth deployed in piezometer (metres below standpipe)	11.15m

Other Information:	Sampled
SWL (m below top hat):	6.742
Height of Tophat/Standpipe (m abgl):	1.08/0.42
Observations	
Engineer: -	Signed:
Reviewer: -	Signed:



Groundwater Level Logging Data Sheet

Borehole Ref.
PZ2009_15

Project:
Sizewell

Data Logger Serial Number	K4982
Date	27/5/11
Time Retrieved	8:30
Data Downloaded	08:33
Time Deployed	08:59
Start Date & Time	09/04/2011 (06:00)
Temperature (C)	~10°C
Weather and Ground Conditions	Rain, cool, still
Depth deployed in piezometer (metres below standpipe)	7.25m

Other Information:	Sampled
SWL (m below top hat):	1.734
Height of Tophat/Standpipe (m abgl):	0.99/0.59
Observations	
Engineer: -	Signed:
Reviewer: -	Signed:



Groundwater Level Logging Data Sheet

Borehole Ref.
PZ2009_16

Project:
Sizewell

Data Logger Serial Number	K4981
Date	24/5/11
Time Retrieved	15:53
Data Downloaded	15:54
Time Deployed	17:00
Start Date & Time	09/04/2011 (06:00)
Temperature (C)	~15°C
Weather and Ground Conditions	Cool, sunny, westerly breeze, sandy ground
Depth deployed in piezometer (metres below standpipe)	8.52m

Other Information:	Sampled
SWL (m below top hat):	4.027
Height of Tophat/Standpipe (m abgl):	0.99/0.61
Observations	
Engineer: -	Signed:
Reviewer: -	Signed:



Groundwater Level Logging Data Sheet

Borehole Ref.
PZ2009_17

Project:
Sizewell

Data Logger Serial Number	K4999
Date	24/5/11
Time Retrieved	12:22
Data Downloaded	12:24
Time Deployed	12:29
Start Date & Time	09/04/2011 (06:00)
Temperature (C)	~12°C
Weather and Ground Conditions	Cloudy, dry, dry sand and clay debris on ground
Depth deployed in piezometer (metres below standpipe)	11.3m

Other Information:	
SWL (m below top hat):	6.469
Height of Tophat/Standpipe (m abgl):	1.05/0.97
Observations	Orange staining of water
Engineer: -	Signed:
Reviewer: -	Signed:



Borehole Ref.
PZ2009_18 (GW6D)

Groundwater Level Logging Data Sheet

Project:
Sizewell

Data Logger Serial Number	K4976
Date	20/5/11
Time Retrieved	8:43
Data Downloaded	09:06
Time Deployed	09:45
Start Date & Time	09/04/2011 (06:00)
Temperature (C)	~12°C
Weather and Ground Conditions	Clear, cool, grass and dry sand
Depth deployed in piezometer (metres below standpipe)	7.52m

Other Information:	Sampled
SWL (m below top hat):	1.477
Height of Tophat/Standpipe (m abgl):	1.13/0.93
Observations	
Engineer: -	Signed:
Reviewer: -	Signed:



Borehole Ref.
PZ2009_19 (GW5A)

Groundwater Level Logging Data Sheet

Project:
Sizewell

Data Logger Serial Number	K4975
Date	24/5/11
Time Retrieved	11:10
Data Downloaded	11:12
Time Deployed	12:15
Start Date & Time	09/04/2011 (06:00)
Temperature (C)	~12°C
Weather and Ground Conditions	Sunny, cool, grass and dry soil
Depth deployed in piezometer (metres below standpipe)	10.62m

Other Information:	Sampled
SWL (m below top hat):	7.490
Height of Tophat/Standpipe (m abgl):	1.06/0.94
Observations	
Engineer: -	Signed:
Reviewer: -	Signed:



Borehole Ref.
PZ2009_20 (GW4)

Groundwater Level Logging Data Sheet

Project:
Sizewell

Data Logger Serial Number	K4994
Date	24/5/11
Time Retrieved	10:08
Data Downloaded	10:10
Time Deployed	10:58
Start Date & Time	09/04/2011 (06:00)
Temperature (C)	~12°C
Weather and Ground Conditions	Sunny, cool, grass and dry sand
Depth deployed in piezometer (metres below standpipe)	9.78m

Other Information:	Samples
SWL (m below top hat):	7.029
Height of Tophat/Standpipe (m abgl):	0.98/0.78
Observations	
Engineer: -	Signed:
Reviewer: -	Signed:



Borehole Ref.
PZ2009_21 (GW19)

Groundwater Level Logging Data Sheet

Project:
Sizewell

Data Logger Serial Number	K4996
Date	24/5/11
Time Retrieved	14:20
Data Downloaded	14:25
Time Deployed	15:46
Start Date & Time	09/04/2011 (06:00)
Temperature (C)	~18°C
Weather and Ground Conditions	Sunny, asphalt underfoot
Depth deployed in piezometer (metres below standpipe)	8.32m

Other Information:	Sampled
SWL (m below top hat):	5.762
Height of Tophat/Standpipe (m abgl):	0 (Ground Level) / -0.23
Observations	
Engineer: -	Signed:
Reviewer: -	Signed:



Borehole Ref.
PZ2009_6 (Barodiver)

Groundwater Level Logging Data Sheet

Project:
Sizewell

Data Logger Serial Number	H7150
Date	27/05/2011
Time Retrieved	09:12
Data Downloaded	09:13
Time Deployed	09:18
Start Date & Time	09/04/2011 (06:00)
Temperature (C)	~12°C
Weather and Ground Conditions	Overcast, drizzle, moist ground
Depth deployed in piezometer (metres below standpipe)	0.35m

Other Information:	-	
SWL (m below top hat):	-	
Height of Tophat/Standpipe (m abgl):	1.08/1.0	
Observations		
Engineer: -	JB / RE	Signed:
Reviewer: -		Signed:



Borehole Ref.
PZ2009_15 (Barodiver)

Groundwater Level Logging Data Sheet

Project:
Sizewell

Data Logger Serial Number	K1373
Date	27/05/2011
Time Retrieved	08:30
Data Downloaded	08:33
Time Deployed	08:59
Start Date & Time	09/04/2011 (06:00)
Temperature (C)	~10°C
Weather and Ground Conditions	Rain, cool, still
Depth deployed in piezometer (metres below standpipe)	0.2m

Other Information:	
SWL (m below top hat):	
Height of Tophat/Standpipe (m abgl):	0.99/0.59
Observations	
Engineer: -	JB / RE Signed:
Reviewer: -	Signed:



Groundwater Level Logging Data Sheet

Borehole Ref.
PZ2009_1

Project:
Sizewell

Data Logger Serial Number	K4979
Date	23.6.11
Time Retrieved	15:48
Data Downloaded	15:48
Time Deployed	15:58
Start Date & Time	09/04/2011 (06:00)
Temperature (C)	~18°C
Weather and Ground Conditions	Overcast, showers. Boggy Ground
Depth deployed in piezometer (metres below standpipe)	7.59m

Other Information:	
SWL (m below top hat):	2.038
Height of Tophat/Standpipe (m abgl):	1.08m/1.0m
Observations	
Engineer: -	BB / JB Signed:
Reviewer: -	Signed:



Groundwater Level Logging Data Sheet

Borehole Ref.
PZ2009_2

Project:
Sizewell

Data Logger Serial Number	K4971
Date	23.6.11
Time Retrieved	16:08
Data Downloaded	16:08
Time Deployed	16:20
Start Date & Time	09/04/2011 (06:00)
Temperature (C)	~18°C
Weather and Ground Conditions	Sunny, occasional showers. Boggy ground
Depth deployed in piezometer (metres below standpipe)	5.80m

Other Information:		
SWL (m below top hat):	2.014	
Height of Tophat/Standpipe (m abgl):	1.0/0.725	
Observations		
Engineer: -	BB/ JB	Signed:
Reviewer: -		Signed:



Groundwater Level Logging Data Sheet

Borehole Ref.
PZ2009_3

Project:
Sizewell

Data Logger Serial Number	K4990
Date	24.6.11
Time Retrieved	12:42
Data Downloaded	12:42
Time Deployed	13:30
Start Date & Time	09/04/2011 (06:00)
Temperature (C)	~18°C
Weather and Ground Conditions	Overcast, dry, still. Gravel underfoot.
Depth deployed in piezometer (metres below standpipe)	7.0m

Other Information:	Sampled	
SWL (m below top hat):	2.135	
Height of Tophat/Standpipe (m abgl):	1.03/0.81	
Observations		
Engineer: -	BB / JB	Signed:
Reviewer: -		Signed:



Groundwater Level Logging Data Sheet

Borehole Ref.
PZ2009_4

Project:
Sizewell

Data Logger Serial Number	K5000
Date	23.6.11
Time Retrieved	16:30
Data Downloaded	16:30
Time Deployed	16:40
Start Date & Time	09/04/2011 (06:00)
Temperature (C)	~18°C
Weather and Ground Conditions	Sunny, occasional showers. Boggy ground.
Depth deployed in piezometer (metres below standpipe)	7.94m

Other Information:		
SWL (m below top hat):	1.834	
Height of Tophat/Standpipe (m abgl):	1.08m/0.91m	
Observations		
Engineer: -	BB / JB	Signed:
Reviewer: -		Signed:



Groundwater Level Logging Data Sheet

Borehole Ref.
PZ2009_5

Project:
Sizewell

Data Logger Serial Number	K4997
Date	24.6.11
Time Retrieved	15:15
Data Downloaded	15:15
Time Deployed	15:49
Start Date & Time	09/04/2011 (06:00)
Temperature (C)	~18°C
Weather and Ground Conditions	Sunny/overcast. Slight easterly breeze. Gravel and grass underfoot.
Depth deployed in piezometer (metres below standpipe)	5.72m

Other Information:	Sampled
SWL (m below top hat):	1.739
Height of Tophat/Standpipe (m abgl):	1.01/0.92
Observations	
Engineer: -	BB / JB Signed:
Reviewer: -	Signed:



Groundwater Level Logging Data Sheet

Borehole Ref.
PZ2009_6

Project:
Sizewell

Data Logger Serial Number	K4958
Date	30.6.11
Time Retrieved	10:25
Data Downloaded	10:25
Time Deployed	10:53
Start Date & Time	09/04/2011 (06:00)
Temperature (C)	~17°C
Weather and Ground Conditions	Sunny, breeze from southeast. Gravel underfoot.
Depth deployed in piezometer (metres below standpipe)	7.22m

Other Information:	Sampled	
SWL (m below top hat):	1.945	
Height of Tophat/Standpipe (m abgl):	1.08/1.0	
Observations		
Engineer: -	BB / JB	Signed:
Reviewer: -		Signed:



Groundwater Level Logging Data Sheet

Borehole Ref.
PZ2009_7

Project:
Sizewell

Data Logger Serial Number	K4991
Date	24.6.11
Time Retrieved	10:47
Data Downloaded	10:47
Time Deployed	11:20
Start Date & Time	09/04/2011 (06:00)
Temperature (C)	~20°C
Weather and Ground Conditions	Sunny, moist ground - grass covered.
Depth deployed in piezometer (metres below standpipe)	7.03m

Other Information:	Sampled	
SWL (m below top hat):	1.980	
Height of Tophat/Standpipe (m abgl):	0.81/0.69	
Observations		
Engineer: -	BB / JB	Signed:
Reviewer: -		Signed:



Groundwater Level Logging Data Sheet

Borehole Ref.
PZ2009_8

Project:
Sizewell

Data Logger Serial Number	K4962
Date	23.6.11
Time Retrieved	16:23
Data Downloaded	16:23
Time Deployed	16:30
Start Date & Time	09/04/2011 (06:00)
Temperature (C)	~18°C
Weather and Ground Conditions	Sunny, occasional showers. Boggy ground.
Depth deployed in piezometer (metres below standpipe)	8.62m

Other Information:		
SWL (m below top hat):	1.965	
Height of Tophat/Standpipe (m abgl):	1.02/0.79	
Observations		
Engineer: -	BB / JB	Signed:
Reviewer: -		Signed:



Borehole Ref.
PZ2009_9

Groundwater Level Logging Data Sheet

Project:
Sizewell

Data Logger Serial Number	K4963
Date	23.6.11
Time Retrieved	16:43
Data Downloaded	16:43
Time Deployed	16:50
Start Date & Time	09/04/2011 (06:00)
Temperature (C)	~18°C
Weather and Ground Conditions	Partly sunny. Boggy ground.
Depth deployed in piezometer (metres below standpipe)	6.9m

Other Information:	Black staining on cable / diver.	
SWL (m below top hat):	2.059	
Height of Tophat/Standpipe (m abgl):	0.94/0.74	
Observations		
Engineer: -	BB / JB	Signed:
Reviewer: -		Signed:



Groundwater Level Logging Data Sheet

Borehole Ref.
PZ2009_10

Project:
Sizewell

Data Logger Serial Number	K4972
Date	24.6.11
Time Retrieved	13:40
Data Downloaded	13:40
Time Deployed	14:17
Start Date & Time	09/04/2011 (06:00)
Temperature (C)	~18°C
Weather and Ground Conditions	Overcast, still. Moist gravel underfoot.
Depth deployed in piezometer (metres below standpipe)	7.11

Other Information:	Sampled
SWL (m below top hat):	2.310
Height of Tophat/Standpipe (m abgl):	1.04/0.8
Observations	
Engineer: -	BB / JB Signed:
Reviewer: -	Signed:



Borehole Ref.
PZ2009_11

Groundwater Level Logging Data Sheet

Project:
Sizewell

Data Logger Serial Number	K4998
Date	24.6.11
Time Retrieved	10:03
Data Downloaded	10:03
Time Deployed	10:35
Start Date & Time	09/04/2011 (06:00)
Temperature (C)	~20°C
Weather and Ground Conditions	Sunny, light breeze. Dry ground.
Depth deployed in piezometer (metres below standpipe)	7.04m

Other Information:	Sampled	
SWL (m below top hat):	3.915	
Height of Tophat/Standpipe (m abgl):	1.12/1.02	
Observations		
Engineer: -	BB / JB	Signed:
Reviewer: -		Signed:



Groundwater Level Logging Data Sheet

Borehole Ref.
PZ2009_12

Project:
Sizewell

Data Logger Serial Number	K4989
Date	24.6.11
Time Retrieved	14:21
Data Downloaded	14:21
Time Deployed	15:10
Start Date & Time	09/04/2011 (06:00)
Temperature (C)	~18°C
Weather and Ground Conditions	Partly sunny. Slight easterly breeze. Gravel underfoot.
Depth deployed in piezometer (metres below standpipe)	8.49m

Other Information:	Sampled
SWL (m below top hat):	2.095
Height of Tophat/Standpipe (m abgl):	1.13/0.95
Observations	
Engineer: -	BB / JB Signed:
Reviewer: -	Signed:



Borehole Ref.
PZ2009_13

Groundwater Level Logging Data Sheet

Project:
Sizewell

Data Logger Serial Number	K4946
Date	23.6.11
Time Retrieved	17:14
Data Downloaded	17:14
Time Deployed	17:20
Start Date & Time	09/04/2011 (06:00)
Temperature (C)	~18°C
Weather and Ground Conditions	Sunny, partly cloudy. Boggy ground.
Depth deployed in piezometer (metres below standpipe)	8.05m

Other Information:		
SWL (m below top hat):	2.125	
Height of Tophat/Standpipe (m abgl):	0.78/0.71	
Observations		
Engineer: -	BB / JB	Signed:
Reviewer: -		Signed:



Groundwater Level Logging Data Sheet

Borehole Ref.
PZ2009_14

Project:
Sizewell

Data Logger Serial Number	K4988
Date	29.6.11
Time Retrieved	15:15
Data Downloaded	15:15
Time Deployed	16:30
Start Date & Time	09/04/2011 (06:00)
Temperature (C)	~18°C
Weather and Ground Conditions	Rain, wet underfoot.
Depth deployed in piezometer (metres below standpipe)	11.15m

Other Information:	Sampled	
SWL (m below top hat):	6.732	
Height of Tophat/Standpipe (m abgl):	1.08/0.42	
Observations		
Engineer: -	LA / JB	Signed:
Reviewer: -		Signed:



Groundwater Level Logging Data Sheet

Borehole Ref.
PZ2009_15

Project:
Sizewell

Data Logger Serial Number	K4982
Date	30.6.11
Time Retrieved	11:20
Data Downloaded	11:20
Time Deployed	11:50
Start Date & Time	09/04/2011 (06:00)
Temperature (C)	~25°C
Weather and Ground Conditions	Sunny, warm. Long grass over damp ground.
Depth deployed in piezometer (metres below standpipe)	7.25m

Other Information:	1.682	
SWL (m below top hat):		
Height of Tophat/Standpipe (m abgl):	0.99/0.59	
Observations		
Engineer: -	BB / JB	Signed:
Reviewer: -		Signed:



Groundwater Level Logging Data Sheet

Borehole Ref.
PZ2009_16

Project:
Sizewell

Data Logger Serial Number	K4981
Date	28.6.11
Time Retrieved	09:43
Data Downloaded	09:43
Time Deployed	10:56
Start Date & Time	09/04/2011 (06:00)
Temperature (C)	~20°C
Weather and Ground Conditions	High cloud. Dry, slight breeze.
Depth deployed in piezometer (metres below standpipe)	8.52m

Other Information:	Sampled	
SWL (m below top hat):	3.977	
Height of Tophat/Standpipe (m abgl):	0.99/0.61	
Observations		
Engineer: -	LA / JB	Signed:
Reviewer: -		Signed:



Groundwater Level Logging Data Sheet

Borehole Ref.
PZ2009_17

Project:
Sizewell

Data Logger Serial Number	K4999
Date	28.6.11
Time Retrieved	15:25
Data Downloaded	15:25
Time Deployed	15:37
Start Date & Time	09/04/2011 (06:00)
Temperature (C)	~20°C
Weather and Ground Conditions	Damp.
Depth deployed in piezometer (metres below standpipe)	11.3m

Other Information:	
SWL (m below top hat):	6.475
Height of Tophat/Standpipe (m abgl):	1.05/0.97
Observations	
Engineer: -	LA / JB Signed:
Reviewer: -	Signed:



Borehole Ref.
PZ2009_18 (GW6D)

Groundwater Level Logging Data Sheet

Project:
Sizewell

Data Logger Serial Number	K4976
Date	27.6.11
Time Retrieved	16:05
Data Downloaded	16:05
Time Deployed	17:15
Start Date & Time	09/04/2011 (06:00)
Temperature (C)	~25°C
Weather and Ground Conditions	Sunny, slight southern breeze. Gravel underfoot.
Depth deployed in piezometer (metres below standpipe)	7.52m

Other Information:	Sampled	
SWL (m below top hat):	1.386	
Height of Tophat/Standpipe (m abgl):	1.13/0.93	
Observations		
Engineer: -	LA / JB	Signed:
Reviewer: -		Signed:



Borehole Ref.
PZ2009_19 (GW5A)

Groundwater Level Logging Data Sheet

Project:
Sizewell

Data Logger Serial Number	K4975
Date	29.6.11
Time Retrieved	10:45
Data Downloaded	10:45
Time Deployed	11:52
Start Date & Time	09/04/2011 (06:00)
Temperature (C)	~18°C
Weather and Ground Conditions	Dry, bright. Damp underfoot.
Depth deployed in piezometer (metres below standpipe)	10.62m

Other Information:	Sampled
SWL (m below top hat):	7.442
Height of Tophat/Standpipe (m abgl):	1.06/0.94
Observations	
Engineer: -	BB / JB Signed:
Reviewer: -	Signed:



Borehole Ref.
PZ2009_20 (GW4)

Groundwater Level Logging Data Sheet

Project:
Sizewell

Data Logger Serial Number	K4994
Date	28.6.11
Time Retrieved	13:01
Data Downloaded	13:01
Time Deployed	13:52
Start Date & Time	09/04/2011 (06:00)
Temperature (C)	~17°C
Weather and Ground Conditions	Dry and sunny.
Depth deployed in piezometer (metres below standpipe)	9.78m

Other Information:	Sampled
SWL (m below top hat):	7.010
Height of Tophat/Standpipe (m abgl):	0.98/0.78
Observations	
Engineer: -	LA / JB Signed:
Reviewer: -	Signed:



Borehole Ref.
PZ2009_21 (GW19)

Groundwater Level Logging Data Sheet

Project:
Sizewell

Data Logger Serial Number	K4996
Date	28.6.11
Time Retrieved	11:29
Data Downloaded	11:29
Time Deployed	12:30
Start Date & Time	09/04/2011 (06:00)
Temperature (C)	~18°C
Weather and Ground Conditions	Sunny. Asphalt ground cover.
Depth deployed in piezometer (metres below standpipe)	8.32m

Other Information:	Sampled	
SWL (m below top hat):	5.714	
Height of Tophat/Standpipe (m abgl):	0 (Ground Level) / -0.23	
Observations		
Engineer: -	LA / JB	Signed:
Reviewer: -		Signed:



Borehole Ref.
PZ2009_6 (Barodiver)

Groundwater Level Logging Data Sheet

Project:
Sizewell

Data Logger Serial Number	H7150
Date	30.6.11
Time Retrieved	10:26
Data Downloaded	10:26
Time Deployed	10:53
Start Date & Time	09/04/2011 (06:00)
Temperature (C)	~17°C
Weather and Ground Conditions	Sunny, breeze from south east. Gravel underfoot.
Depth deployed in piezometer (metres below standpipe)	0.35m

Other Information:	Sampled	
SWL (m below top hat):	1.945	
Height of Tophat/Standpipe (m abgl):	1.08/1.0	
Observations		
Engineer: -	BB / JB	Signed:
Reviewer: -		Signed:



Borehole Ref.
PZ2009_15 (Barodiver)

Groundwater Level Logging Data Sheet

Project:
Sizewell

Data Logger Serial Number	K1373
Date	30.6.11
Time Retrieved	11:20
Data Downloaded	11:20
Time Deployed	11:50
Start Date & Time	09/04/2011 (06:00)
Temperature (C)	~25°C
Weather and Ground Conditions	Sunny. Long grass over damp ground.
Depth deployed in piezometer (metres below standpipe)	0.2m

Other Information:		
SWL (m below top hat):	1.682	
Height of Tophat/Standpipe (m abgl):	0.99/0.59	
Observations		
Engineer: -	BB / JB	Signed:
Reviewer: -		Signed:

Appendix J Data Logger Raw Data - Water Levels

Data file for DataLogger.

=====

COMPANY : <Company name>

COMP.STATUS: Done

DATE : 15/07/2011

TIME : 10:34:04

FILENAME : C:\Documents and Settings\All Users\Application Data\DiverOffice\Sizewell\CSV\pz2009_1

CREATED BY : SWS Diver-Office 4.0.76.0

===== BEGINNING OF DATA =====

[Logger settings]

Instrument type =CTD-Diver=17

Status =Started =0

Serial number =..00-K4979 317.

Instrument number =
=0

Location =pz2009_1

Sample period =M60

Sample method =T

Number of channels =3

[Channel 1]

Identification =WATER HEAD

Reference level =4.000 m

Range =17.500 m

Master level =1750 CMH2O

Altitude =0 m

[Channel 2]

Identification =TEMPERATURE

Reference level =-20.00 °C

Range =100.00 °C

[Channel 3]

Identification =1: CONDUCTIVITY

Reference level =0.00 mS/cm

Range =120.00 mS/cm

[Series settings]

Serial number =..00-K4979 317.

Instrument number =

Location =pz2009_1

Sample period =00 00:60:00 0

Sample method =T

Start date / time =00:00:06 09/04/11

End date / time =00:00:15 23/06/11

[Channel 1 from data header]

Identification =WATER HEAD

Reference level =4.000 m

Range =17.500 m

Master level =1750 CMH2O

Altitude =0 m

[Channel 2 from data header]

Identification =TEMPERATURE

Reference level =-20.00 °C

Range =100.00 °C

[Channel 3 from data header]

Identification =1: CONDUCTIVITY

Reference level =0.00 mS/cm
Range =120.00 mS/cm

[Data]

1810

Date/time	Water head[m]	Temperature[°C]	1:Conductivity[mS/cm]
09/04/2011 06:00	0.652	10.33	1.77
09/04/2011 07:00	0.589	10.29	1.78
09/04/2011 08:00	0.526	10.38	1.78
09/04/2011 09:00	0.489	10.31	1.77
09/04/2011 10:00	0.494	10.34	1.77
09/04/2011 11:00	0.525	10.31	1.78
09/04/2011 12:00	0.562	10.32	1.78
09/04/2011 13:00	0.609	10.33	1.77
09/04/2011 14:00	0.659	10.39	1.78
09/04/2011 15:00	0.693	10.34	1.77
09/04/2011 16:00	0.706	10.39	1.78
09/04/2011 17:00	0.687	10.35	1.78
09/04/2011 18:00	0.636	10.3	1.78
09/04/2011 19:00	0.573	10.27	1.78
09/04/2011 20:00	0.516	10.27	1.77
09/04/2011 21:00	0.469	10.26	1.77
09/04/2011 22:00	0.461	10.34	1.78
09/04/2011 23:00	0.491	10.29	1.78
10/04/2011 00:00	0.524	10.33	1.79
10/04/2011 01:00	0.57	10.4	1.79
10/04/2011 02:00	0.627	10.28	1.78
10/04/2011 03:00	0.671	10.36	1.78
10/04/2011 04:00	0.702	10.36	1.78
10/04/2011 05:00	0.699	10.35	1.78
10/04/2011 06:00	0.658	10.3	1.78
10/04/2011 07:00	0.599	10.31	1.78
10/04/2011 08:00	0.538	10.34	1.78
10/04/2011 09:00	0.491	10.3	1.78
10/04/2011 10:00	0.467	10.33	1.78
10/04/2011 11:00	0.483	10.34	1.77
10/04/2011 12:00	0.515	10.35	1.78
10/04/2011 13:00	0.554	10.38	1.78
10/04/2011 14:00	0.602	10.34	1.78
10/04/2011 15:00	0.651	10.35	1.78
10/04/2011 16:00	0.681	10.34	1.78
10/04/2011 17:00	0.689	10.35	1.78
10/04/2011 18:00	0.667	10.42	1.78
10/04/2011 19:00	0.613	10.39	1.79
10/04/2011 20:00	0.557	10.32	1.78
10/04/2011 21:00	0.501	10.38	1.8
10/04/2011 22:00	0.464	10.28	1.79
10/04/2011 23:00	0.462	10.28	1.78
11/04/2011 00:00	0.479	10.34	1.78
11/04/2011 01:00	0.515	10.39	1.79
11/04/2011 02:00	0.559	10.32	1.79
11/04/2011 03:00	0.611	10.42	1.79
11/04/2011 04:00	0.656	10.41	1.78
11/04/2011 05:00	0.689	10.4	1.79
11/04/2011 06:00	0.681	10.41	1.78
11/04/2011 07:00	0.642	10.44	1.79
11/04/2011 08:00	0.59	10.36	1.78
11/04/2011 09:00	0.541	10.39	1.79

11/04/2011 10:00	0.502	10.39	1.78
11/04/2011 11:00	0.491	10.35	1.78
11/04/2011 12:00	0.251	10.31	1.79
11/04/2011 13:00	0.53	10.46	1.8
11/04/2011 14:00	0.574	10.43	1.79
11/04/2011 15:00	0.621	10.3	1.78
11/04/2011 16:00	0.666	10.32	1.79
11/04/2011 17:00	0.698	10.37	1.79
11/04/2011 18:00	0.7	10.37	1.79
11/04/2011 19:00	0.669	10.41	1.79
11/04/2011 20:00	0.623	10.46	1.78
11/04/2011 21:00	0.573	10.31	1.78
11/04/2011 22:00	0.524	10.39	1.79
11/04/2011 23:00	0.49	10.32	1.8
12/04/2011 00:00	0.488	10.34	1.78
12/04/2011 01:00	0.505	10.38	1.78
12/04/2011 02:00	0.539	10.37	1.79
12/04/2011 03:00	0.59	10.33	1.78
12/04/2011 04:00	0.645	10.38	1.79
12/04/2011 05:00	0.693	10.37	1.78
12/04/2011 06:00	0.728	10.43	1.79
12/04/2011 07:00	0.731	10.45	1.79
12/04/2011 08:00	0.698	10.37	1.79
12/04/2011 09:00	0.657	10.42	1.78
12/04/2011 10:00	0.533	10.38	1.78
12/04/2011 11:00	0.569	10.32	1.79
12/04/2011 12:00	0.555	10.33	1.79
12/04/2011 13:00	0.554	10.36	1.8
12/04/2011 14:00	0.524	10.34	1.78
12/04/2011 15:00	0.605	10.37	1.78
12/04/2011 16:00	0.645	10.34	1.79
12/04/2011 17:00	0.686	10.32	1.79
12/04/2011 18:00	0.712	10.34	1.78
12/04/2011 19:00	0.715	10.4	1.79
12/04/2011 20:00	0.691	10.35	1.78
12/04/2011 21:00	0.647	10.35	1.78
12/04/2011 22:00	0.591	10.34	1.78
12/04/2011 23:00	0.537	10.29	1.78
13/04/2011 00:00	0.494	10.41	1.78
13/04/2011 01:00	0.468	10.34	1.8
13/04/2011 02:00	0.469	10.45	1.78
13/04/2011 03:00	0.498	10.31	1.78
13/04/2011 04:00	0.543	10.39	1.78
13/04/2011 05:00	0.589	10.37	1.79
13/04/2011 06:00	0.635	10.33	1.78
13/04/2011 07:00	0.673	10.34	1.77
13/04/2011 08:00	0.684	10.42	1.78
13/04/2011 09:00	0.664	10.32	1.78
13/04/2011 10:00	0.624	10.31	1.78
13/04/2011 11:00	0.578	10.3	1.78
13/04/2011 12:00	0.526	10.32	1.78
13/04/2011 13:00	0.51	10.3	1.78
13/04/2011 14:00	0.497	10.33	1.78
13/04/2011 15:00	0.511	10.34	1.78
13/04/2011 16:00	0.528	10.35	1.78
13/04/2011 17:00	0.579	10.4	1.78
13/04/2011 18:00	0.628	10.37	1.78
13/04/2011 19:00	0.662	10.34	1.78
13/04/2011 20:00	0.68	10.33	1.77

13/04/2011 21:00	0.67	10.34	1.78
13/04/2011 22:00	0.632	10.32	1.78
13/04/2011 23:00	0.584	10.35	1.78
14/04/2011 00:00	0.53	10.32	1.78
14/04/2011 01:00	0.479	10.29	1.76
14/04/2011 02:00	0.449	10.34	1.78
14/04/2011 03:00	0.456	10.32	1.78
14/04/2011 04:00	0.486	10.44	1.78
14/04/2011 05:00	0.535	10.33	1.78
14/04/2011 06:00	0.591	10.33	1.77
14/04/2011 07:00	0.65	10.35	1.77
14/04/2011 08:00	0.7	10.4	1.77
14/04/2011 09:00	0.726	10.33	1.77
14/04/2011 10:00	0.693	10.35	1.77
14/04/2011 11:00	0.672	10.31	1.77
14/04/2011 12:00	0.626	10.36	1.78
14/04/2011 13:00	0.574	10.4	1.77
14/04/2011 14:00	0.534	10.29	1.77
14/04/2011 15:00	0.274	10.39	1.78
14/04/2011 16:00	0.346	10.36	1.78
14/04/2011 17:00	0.565	10.45	1.76
14/04/2011 18:00	0.621	10.5	1.76
14/04/2011 19:00	0.667	10.48	1.76
14/04/2011 20:00	0.698	10.39	1.75
14/04/2011 21:00	0.713	10.38	1.75
14/04/2011 22:00	0.71	10.38	1.74
14/04/2011 23:00	0.669	10.47	1.75
15/04/2011 00:00	0.613	10.47	1.74
15/04/2011 01:00	0.553	10.36	1.74
15/04/2011 02:00	0.49	10.38	1.75
15/04/2011 03:00	0.45	10.44	1.75
15/04/2011 04:00	0.446	10.42	1.75
15/04/2011 05:00	0.478	10.36	1.74
15/04/2011 06:00	0.524	10.47	1.75
15/04/2011 07:00	0.579	10.51	1.75
15/04/2011 08:00	0.636	10.42	1.74
15/04/2011 09:00	0.655	10.35	1.74
15/04/2011 10:00	0.703	10.46	1.75
15/04/2011 11:00	0.7	10.48	1.75
15/04/2011 12:00	0.647	10.47	1.75
15/04/2011 13:00	0.588	10.43	1.75
15/04/2011 14:00	0.529	10.37	1.76
15/04/2011 15:00	0.479	10.34	1.76
15/04/2011 16:00	0.454	10.31	1.75
15/04/2011 17:00	0.481	10.46	1.76
15/04/2011 18:00	0.527	10.43	1.75
15/04/2011 19:00	0.579	10.42	1.75
15/04/2011 20:00	0.635	10.44	1.75
15/04/2011 21:00	0.679	10.48	1.75
15/04/2011 22:00	0.695	10.45	1.74
15/04/2011 23:00	0.695	10.49	1.75
16/04/2011 00:00	0.657	10.38	1.74
16/04/2011 01:00	0.586	10.45	1.75
16/04/2011 02:00	0.518	10.39	1.75
16/04/2011 03:00	0.454	10.44	1.75
16/04/2011 04:00	0.412	10.46	1.75
16/04/2011 05:00	0.425	10.39	1.75
16/04/2011 06:00	0.471	10.34	1.75
16/04/2011 07:00	0.53	10.33	1.75

16/04/2011 08:00	0.586	10.38	1.75
16/04/2011 09:00	0.656	10.36	1.75
16/04/2011 10:00	0.701	10.44	1.76
16/04/2011 11:00	0.721	10.33	1.76
16/04/2011 12:00	0.711	10.38	1.76
16/04/2011 13:00	0.656	10.39	1.76
16/04/2011 14:00	0.592	10.43	1.76
16/04/2011 15:00	0.527	10.39	1.75
16/04/2011 16:00	0.475	10.4	1.76
16/04/2011 17:00	0.466	10.42	1.76
16/04/2011 18:00	0.507	10.43	1.77
16/04/2011 19:00	0.57	10.38	1.76
16/04/2011 20:00	0.627	10.4	1.76
16/04/2011 21:00	0.691	10.37	1.76
16/04/2011 22:00	0.728	10.37	1.76
16/04/2011 23:00	0.732	10.37	1.76
17/04/2011 00:00	0.726	10.42	1.76
17/04/2011 01:00	0.668	10.44	1.76
17/04/2011 02:00	0.591	10.47	1.77
17/04/2011 03:00	0.512	10.42	1.76
17/04/2011 04:00	0.438	10.43	1.76
17/04/2011 05:00	0.405	10.35	1.76
17/04/2011 06:00	0.422	10.5	1.78
17/04/2011 07:00	0.478	10.4	1.77
17/04/2011 08:00	0.537	10.35	1.77
17/04/2011 09:00	0.598	10.41	1.77
17/04/2011 10:00	0.667	10.46	1.78
17/04/2011 11:00	0.706	10.45	1.77
17/04/2011 12:00	0.732	10.42	1.78
17/04/2011 13:00	0.702	10.46	1.77
17/04/2011 14:00	0.637	10.41	1.76
17/04/2011 15:00	0.565	10.41	1.76
17/04/2011 16:00	0.494	10.46	1.77
17/04/2011 17:00	0.447	10.39	1.76
17/04/2011 18:00	0.466	10.34	1.77
17/04/2011 19:00	0.522	10.35	1.77
17/04/2011 20:00	0.58	10.45	1.77
17/04/2011 21:00	0.644	10.4	1.78
17/04/2011 22:00	0.706	10.32	1.77
17/04/2011 23:00	0.745	10.43	1.78
18/04/2011 00:00	0.747	10.45	1.78
18/04/2011 01:00	0.728	10.4	1.77
18/04/2011 02:00	0.662	10.37	1.77
18/04/2011 03:00	0.575	10.36	1.77
18/04/2011 04:00	0.495	10.41	1.78
18/04/2011 05:00	0.423	10.44	1.78
18/04/2011 06:00	0.392	10.4	1.78
18/04/2011 07:00	0.428	10.42	1.78
18/04/2011 08:00	0.486	10.41	1.78
18/04/2011 09:00	0.542	10.44	1.78
18/04/2011 10:00	0.613	10.38	1.77
18/04/2011 11:00	0.685	10.43	1.78
18/04/2011 12:00	0.703	10.41	1.77
18/04/2011 13:00	0.728	10.4	1.77
18/04/2011 14:00	0.683	10.41	1.77
18/04/2011 15:00	0.6	10.31	1.75
18/04/2011 16:00	0.532	10.3	1.75
18/04/2011 17:00	0.463	10.29	1.75
18/04/2011 18:00	0.426	10.36	1.76

18/04/2011 19:00	0.459	10.42	1.76
18/04/2011 20:00	0.523	10.39	1.76
18/04/2011 21:00	0.579	10.4	1.75
18/04/2011 22:00	0.653	10.33	1.75
18/04/2011 23:00	0.721	10.29	1.75
19/04/2011 00:00	0.748	10.31	1.75
19/04/2011 01:00	0.754	10.33	1.75
19/04/2011 02:00	0.722	10.4	1.75
19/04/2011 03:00	0.64	10.29	1.75
19/04/2011 04:00	0.554	10.29	1.75
19/04/2011 05:00	0.466	10.33	1.76
19/04/2011 06:00	0.4	10.29	1.76
19/04/2011 07:00	0.381	10.29	1.76
19/04/2011 08:00	0.433	10.37	1.77
19/04/2011 09:00	0.486	10.35	1.78
19/04/2011 10:00	0.549	10.36	1.78
19/04/2011 11:00	0.622	10.35	1.78
19/04/2011 12:00	0.689	10.39	1.78
19/04/2011 13:00	0.719	10.36	1.78
19/04/2011 14:00	0.72	10.34	1.78
19/04/2011 15:00	0.659	10.31	1.78
19/04/2011 16:00	0.586	10.3	1.78
19/04/2011 17:00	0.518	10.38	1.79
19/04/2011 18:00	0.452	10.35	1.8
19/04/2011 19:00	0.427	10.34	1.79
19/04/2011 20:00	0.479	10.38	1.8
19/04/2011 21:00	0.543	10.38	1.8
19/04/2011 22:00	0.61	10.35	1.81
19/04/2011 23:00	0.686	10.35	1.8
20/04/2011 00:00	0.75	10.34	1.8
20/04/2011 01:00	0.778	10.39	1.8
20/04/2011 02:00	0.783	10.34	1.8
20/04/2011 03:00	0.738	10.43	1.8
20/04/2011 04:00	0.652	10.34	1.8
20/04/2011 05:00	0.572	10.42	1.8
20/04/2011 06:00	0.486	10.33	1.81
20/04/2011 07:00	0.427	10.36	1.81
20/04/2011 08:00	0.429	10.36	1.81
20/04/2011 09:00	0.476	10.34	1.82
20/04/2011 10:00	0.531	10.38	1.82
20/04/2011 11:00	0.599	10.37	1.82
20/04/2011 12:00	0.679	10.37	1.82
20/04/2011 13:00	0.722	10.42	1.83
20/04/2011 14:00	0.739	10.43	1.82
20/04/2011 15:00	0.712	10.38	1.82
20/04/2011 16:00	0.648	10.43	1.82
20/04/2011 17:00	0.569	10.3	1.82
20/04/2011 18:00	0.493	10.32	1.82
20/04/2011 19:00	0.43	10.35	1.83
20/04/2011 20:00	0.416	10.31	1.83
20/04/2011 21:00	0.47	10.37	1.83
20/04/2011 22:00	0.526	10.4	1.84
20/04/2011 23:00	0.592	10.38	1.84
21/04/2011 00:00	0.669	10.36	1.84
21/04/2011 01:00	0.73	10.36	1.83
21/04/2011 02:00	0.753	10.36	1.83
21/04/2011 03:00	0.759	10.37	1.83
21/04/2011 04:00	0.702	10.37	1.83
21/04/2011 05:00	0.623	10.32	1.83

21/04/2011 06:00	0.546	10.32	1.83
21/04/2011 07:00	0.473	10.34	1.83
21/04/2011 08:00	0.43	10.33	1.83
21/04/2011 09:00	0.455	10.36	1.83
21/04/2011 10:00	0.508	10.36	1.84
21/04/2011 11:00	0.557	10.37	1.84
21/04/2011 12:00	0.626	10.42	1.84
21/04/2011 13:00	0.692	10.34	1.84
21/04/2011 14:00	0.722	10.4	1.84
21/04/2011 15:00	0.735	10.33	1.84
21/04/2011 16:00	0.701	10.37	1.84
21/04/2011 17:00	0.627	10.42	1.84
21/04/2011 18:00	0.562	10.35	1.84
21/04/2011 19:00	0.488	10.34	1.84
21/04/2011 20:00	0.436	10.33	1.84
21/04/2011 21:00	0.44	10.35	1.84
21/04/2011 22:00	0.494	10.38	1.84
21/04/2011 23:00	0.547	10.38	1.85
22/04/2011 00:00	0.617	10.38	1.84
22/04/2011 01:00	0.69	10.38	1.85
22/04/2011 02:00	0.739	10.34	1.84
22/04/2011 03:00	0.769	10.34	1.84
22/04/2011 04:00	0.756	10.33	1.84
22/04/2011 05:00	0.692	10.36	1.84
22/04/2011 06:00	0.624	10.37	1.84
22/04/2011 07:00	0.547	10.37	1.84
22/04/2011 08:00	0.482	10.35	1.84
22/04/2011 09:00	0.455	10.38	1.85
22/04/2011 10:00	0.481	10.37	1.85
22/04/2011 11:00	0.529	10.37	1.85
22/04/2011 12:00	0.579	10.36	1.85
22/04/2011 13:00	0.64	10.4	1.85
22/04/2011 14:00	0.691	10.39	1.85
22/04/2011 15:00	0.718	10.41	1.85
22/04/2011 16:00	0.72	10.4	1.85
22/04/2011 17:00	0.671	10.37	1.85
22/04/2011 18:00	0.603	10.35	1.84
22/04/2011 19:00	0.534	10.35	1.85
22/04/2011 20:00	0.469	10.38	1.85
22/04/2011 21:00	0.428	10.36	1.85
22/04/2011 22:00	0.434	10.36	1.86
22/04/2011 23:00	0.477	10.36	1.86
23/04/2011 00:00	0.525	10.41	1.86
23/04/2011 01:00	0.587	10.33	1.86
23/04/2011 02:00	0.658	10.38	1.86
23/04/2011 03:00	0.704	10.34	1.86
23/04/2011 04:00	0.735	10.38	1.86
23/04/2011 05:00	0.718	10.39	1.86
23/04/2011 06:00	0.659	10.42	1.86
23/04/2011 07:00	0.596	10.37	1.86
23/04/2011 08:00	0.526	10.35	1.86
23/04/2011 09:00	0.474	10.37	1.87
23/04/2011 10:00	0.463	10.36	1.86
23/04/2011 11:00	0.494	10.35	1.86
23/04/2011 12:00	0.543	10.39	1.86
23/04/2011 13:00	0.59	10.38	1.86
23/04/2011 14:00	0.647	10.41	1.86
23/04/2011 15:00	0.693	10.36	1.86
23/04/2011 16:00	0.708	10.38	1.86

23/04/2011 17:00	0.701	10.35	1.85
23/04/2011 18:00	0.655	10.39	1.86
23/04/2011 19:00	0.588	10.33	1.85
23/04/2011 20:00	0.52	10.36	1.86
23/04/2011 21:00	0.461	10.37	1.86
23/04/2011 22:00	0.432	10.36	1.86
23/04/2011 23:00	0.441	10.4	1.86
24/04/2011 00:00	0.48	10.38	1.86
24/04/2011 01:00	0.529	10.39	1.86
24/04/2011 02:00	0.585	10.37	1.86
24/04/2011 03:00	0.649	10.41	1.86
24/04/2011 04:00	0.699	10.41	1.86
24/04/2011 05:00	0.73	10.37	1.86
24/04/2011 06:00	0.708	10.35	1.86
24/04/2011 07:00	0.66	10.39	1.86
24/04/2011 08:00	0.602	10.34	1.85
24/04/2011 09:00	0.55	10.34	1.86
24/04/2011 10:00	0.515	10.38	1.86
24/04/2011 11:00	0.512	10.49	1.86
24/04/2011 12:00	0.542	10.34	1.86
24/04/2011 13:00	0.581	10.35	1.86
24/04/2011 14:00	0.626	10.37	1.86
24/04/2011 15:00	0.682	10.34	1.86
24/04/2011 16:00	0.712	10.4	1.86
24/04/2011 17:00	0.721	10.46	1.86
24/04/2011 18:00	0.7	10.4	1.86
24/04/2011 19:00	0.653	10.33	1.85
24/04/2011 20:00	0.591	10.35	1.85
24/04/2011 21:00	0.521	10.34	1.85
24/04/2011 22:00	0.472	10.36	1.86
24/04/2011 23:00	0.441	10.38	1.86
25/04/2011 00:00	0.449	10.32	1.86
25/04/2011 01:00	0.472	10.37	1.86
25/04/2011 02:00	0.519	10.38	1.86
25/04/2011 03:00	0.572	10.37	1.86
25/04/2011 04:00	0.626	10.46	1.87
25/04/2011 05:00	0.681	10.4	1.86
25/04/2011 06:00	0.71	10.46	1.86
25/04/2011 07:00	0.698	10.37	1.86
25/04/2011 08:00	0.658	10.41	1.86
25/04/2011 09:00	0.605	10.33	1.85
25/04/2011 10:00	0.559	10.38	1.86
25/04/2011 11:00	0.525	10.35	1.86
25/04/2011 12:00	0.516	10.4	1.86
25/04/2011 13:00	0.537	10.39	1.86
25/04/2011 14:00	0.565	10.38	1.86
25/04/2011 15:00	0.604	10.33	1.86
25/04/2011 16:00	0.642	10.39	1.86
25/04/2011 17:00	0.677	10.41	1.86
25/04/2011 18:00	0.689	10.38	1.86
25/04/2011 19:00	0.683	10.42	1.86
25/04/2011 20:00	0.638	10.39	1.86
25/04/2011 21:00	0.581	10.4	1.86
25/04/2011 22:00	0.532	10.35	1.86
25/04/2011 23:00	0.481	10.34	1.86
26/04/2011 00:00	0.454	10.35	1.86
26/04/2011 01:00	0.452	10.39	1.86
26/04/2011 02:00	0.472	10.38	1.86
26/04/2011 03:00	0.505	10.41	1.86

26/04/2011 04:00	0.559	10.39	1.86
26/04/2011 05:00	0.61	10.38	1.86
26/04/2011 06:00	0.654	10.36	1.86
26/04/2011 07:00	0.687	10.4	1.86
26/04/2011 08:00	0.686	10.45	1.86
26/04/2011 09:00	0.663	10.39	1.86
26/04/2011 10:00	0.619	10.35	1.85
26/04/2011 11:00	0.575	10.35	1.85
26/04/2011 12:00	0.54	10.34	1.86
26/04/2011 13:00	0.529	10.36	1.85
26/04/2011 14:00	0.54	10.36	1.85
26/04/2011 15:00	0.566	10.39	1.86
26/04/2011 16:00	0.601	10.4	1.86
26/04/2011 17:00	0.643	10.41	1.86
26/04/2011 18:00	0.676	10.41	1.86
26/04/2011 19:00	0.689	10.49	1.86
26/04/2011 20:00	0.679	10.46	1.86
26/04/2011 21:00	0.653	10.4	1.86
26/04/2011 22:00	0.603	10.37	1.85
26/04/2011 23:00	0.557	10.38	1.85
27/04/2011 00:00	0.507	10.39	1.85
27/04/2011 01:00	0.468	10.44	1.86
27/04/2011 02:00	0.452	10.38	1.86
27/04/2011 03:00	0.46	10.38	1.86
27/04/2011 04:00	0.498	10.39	1.86
27/04/2011 05:00	0.544	10.38	1.86
27/04/2011 06:00	0.594	10.37	1.86
27/04/2011 07:00	0.647	10.48	1.86
27/04/2011 08:00	0.688	10.41	1.85
27/04/2011 09:00	0.696	10.38	1.85
27/04/2011 10:00	0.673	10.39	1.85
27/04/2011 11:00	0.641	10.37	1.85
27/04/2011 12:00	0.598	10.38	1.85
27/04/2011 13:00	0.562	10.4	1.85
27/04/2011 14:00	0.541	10.38	1.85
27/04/2011 15:00	0.544	10.41	1.85
27/04/2011 16:00	0.573	10.35	1.85
27/04/2011 17:00	0.606	10.37	1.86
27/04/2011 18:00	0.653	10.39	1.85
27/04/2011 19:00	0.685	10.45	1.85
27/04/2011 20:00	0.704	10.51	1.85
27/04/2011 21:00	0.7	10.52	1.85
27/04/2011 22:00	0.676	10.4	1.85
27/04/2011 23:00	0.631	10.41	1.86
28/04/2011 00:00	0.574	10.4	1.86
28/04/2011 01:00	0.528	10.34	1.85
28/04/2011 02:00	0.486	10.39	1.86
28/04/2011 03:00	0.473	10.39	1.85
28/04/2011 04:00	0.482	10.41	1.85
28/04/2011 05:00	0.514	10.37	1.86
28/04/2011 06:00	0.563	10.39	1.86
28/04/2011 07:00	0.615	10.4	1.85
28/04/2011 08:00	0.663	10.42	1.85
28/04/2011 09:00	0.708	10.42	1.85
28/04/2011 10:00	0.721	10.38	1.85
28/04/2011 11:00	0.703	10.37	1.85
28/04/2011 12:00	0.661	10.36	1.84
28/04/2011 13:00	0.617	10.45	1.85
28/04/2011 14:00	0.573	10.41	1.85

28/04/2011 15:00	0.553	10.39	1.85
28/04/2011 16:00	0.566	10.38	1.85
28/04/2011 17:00	0.595	10.35	1.84
28/04/2011 18:00	0.634	10.41	1.84
28/04/2011 19:00	0.673	10.42	1.84
28/04/2011 20:00	0.714	10.43	1.84
28/04/2011 21:00	0.728	10.39	1.84
28/04/2011 22:00	0.73	10.36	1.84
28/04/2011 23:00	0.702	10.4	1.84
29/04/2011 00:00	0.65	10.38	1.84
29/04/2011 01:00	0.592	10.38	1.84
29/04/2011 02:00	0.537	10.39	1.85
29/04/2011 03:00	0.493	10.36	1.84
29/04/2011 04:00	0.479	10.36	1.84
29/04/2011 05:00	0.493	10.38	1.84
29/04/2011 06:00	0.527	10.42	1.84
29/04/2011 07:00	0.572	10.44	1.84
29/04/2011 08:00	0.622	10.4	1.84
29/04/2011 09:00	0.672	10.47	1.84
29/04/2011 10:00	0.704	10.41	1.84
29/04/2011 11:00	0.71	10.42	1.84
29/04/2011 12:00	0.684	10.39	1.84
29/04/2011 13:00	0.644	10.36	1.84
29/04/2011 14:00	0.592	10.37	1.84
29/04/2011 15:00	0.549	10.36	1.84
29/04/2011 16:00	0.533	10.41	1.84
29/04/2011 17:00	0.553	10.48	1.84
29/04/2011 18:00	0.587	10.4	1.84
29/04/2011 19:00	0.635	10.41	1.84
29/04/2011 20:00	0.68	10.42	1.84
29/04/2011 21:00	0.722	10.38	1.84
29/04/2011 22:00	0.74	10.39	1.84
29/04/2011 23:00	0.737	10.44	1.84
30/04/2011 00:00	0.7	10.49	1.84
30/04/2011 01:00	0.642	10.41	1.84
30/04/2011 02:00	0.586	10.39	1.84
30/04/2011 03:00	0.529	10.42	1.84
30/04/2011 04:00	0.491	10.46	1.84
30/04/2011 05:00	0.483	10.39	1.84
30/04/2011 06:00	0.508	10.41	1.84
30/04/2011 07:00	0.546	10.38	1.84
30/04/2011 08:00	0.598	10.44	1.84
30/04/2011 09:00	0.649	10.44	1.84
30/04/2011 10:00	0.696	10.4	1.83
30/04/2011 11:00	0.727	10.39	1.83
30/04/2011 12:00	0.719	10.41	1.83
30/04/2011 13:00	0.671	10.38	1.83
30/04/2011 14:00	0.618	10.36	1.84
30/04/2011 15:00	0.568	10.36	1.83
30/04/2011 16:00	0.528	10.42	1.83
30/04/2011 17:00	0.528	10.47	1.83
30/04/2011 18:00	0.558	10.4	1.83
30/04/2011 19:00	0.605	10.39	1.83
30/04/2011 20:00	0.655	10.44	1.83
30/04/2011 21:00	0.701	10.46	1.84
30/04/2011 22:00	0.733	10.38	1.83
30/04/2011 23:00	0.752	10.4	1.83
01/05/2011 00:00	0.738	10.37	1.82
01/05/2011 01:00	0.688	10.41	1.82

01/05/2011 02:00	0.625	10.38	1.82
01/05/2011 03:00	0.566	10.33	1.82
01/05/2011 04:00	0.515	10.39	1.83
01/05/2011 05:00	0.488	10.44	1.83
01/05/2011 06:00	0.494	10.45	1.83
01/05/2011 07:00	0.532	10.39	1.83
01/05/2011 08:00	0.575	10.45	1.83
01/05/2011 09:00	0.626	10.4	1.83
01/05/2011 10:00	0.68	10.43	1.82
01/05/2011 11:00	0.721	10.42	1.82
01/05/2011 12:00	0.734	10.4	1.82
01/05/2011 13:00	0.707	10.36	1.82
01/05/2011 14:00	0.654	10.42	1.83
01/05/2011 15:00	0.598	10.38	1.82
01/05/2011 16:00	0.544	10.36	1.82
01/05/2011 17:00	0.512	10.37	1.82
01/05/2011 18:00	0.528	10.39	1.82
01/05/2011 19:00	0.579	10.44	1.83
01/05/2011 20:00	0.623	10.43	1.83
01/05/2011 21:00	0.678	10.42	1.82
01/05/2011 22:00	0.727	10.4	1.82
01/05/2011 23:00	0.755	10.41	1.82
02/05/2011 00:00	0.766	10.42	1.82
02/05/2011 01:00	0.741	10.49	1.82
02/05/2011 02:00	0.682	10.39	1.82
02/05/2011 03:00	0.616	10.42	1.82
02/05/2011 04:00	0.552	10.44	1.82
02/05/2011 05:00	0.497	10.4	1.82
02/05/2011 06:00	0.486	10.43	1.82
02/05/2011 07:00	0.51	10.39	1.82
02/05/2011 08:00	0.55	10.44	1.82
02/05/2011 09:00	0.602	10.42	1.82
02/05/2011 10:00	0.655	10.48	1.82
02/05/2011 11:00	0.701	10.46	1.82
02/05/2011 12:00	0.727	10.41	1.81
02/05/2011 13:00	0.725	10.44	1.81
02/05/2011 14:00	0.679	10.52	1.82
02/05/2011 15:00	0.618	10.39	1.81
02/05/2011 16:00	0.559	10.42	1.82
02/05/2011 17:00	0.512	10.41	1.81
02/05/2011 18:00	0.501	10.41	1.81
02/05/2011 19:00	0.54	10.39	1.81
02/05/2011 20:00	0.59	10.45	1.82
02/05/2011 21:00	0.64	10.41	1.82
02/05/2011 22:00	0.695	10.4	1.81
02/05/2011 23:00	0.735	10.52	1.82
03/05/2011 00:00	0.75	10.39	1.81
03/05/2011 01:00	0.751	10.5	1.82
03/05/2011 02:00	0.707	10.38	1.81
03/05/2011 03:00	0.634	10.38	1.81
03/05/2011 04:00	0.564	10.35	1.81
03/05/2011 05:00	0.502	10.36	1.81
03/05/2011 06:00	0.466	10.41	1.81
03/05/2011 07:00	0.482	10.4	1.81
03/05/2011 08:00	0.529	10.43	1.81
03/05/2011 09:00	0.575	10.38	1.81
03/05/2011 10:00	0.628	10.43	1.81
03/05/2011 11:00	0.687	10.5	1.82
03/05/2011 12:00	0.718	10.45	1.8

03/05/2011 13:00	0.731	10.42	1.8
03/05/2011 14:00	0.705	10.39	1.8
03/05/2011 15:00	0.64	10.42	1.8
03/05/2011 16:00	0.57	10.4	1.8
03/05/2011 17:00	0.509	10.42	1.8
03/05/2011 18:00	0.468	10.39	1.8
03/05/2011 19:00	0.479	10.4	1.8
03/05/2011 20:00	0.528	10.43	1.8
03/05/2011 21:00	0.584	10.47	1.8
03/05/2011 22:00	0.639	10.44	1.8
03/05/2011 23:00	0.699	10.44	1.8
04/05/2011 00:00	0.735	10.5	1.8
04/05/2011 01:00	0.756	10.44	1.8
04/05/2011 02:00	0.737	10.39	1.8
04/05/2011 03:00	0.673	10.41	1.8
04/05/2011 04:00	0.602	10.49	1.8
04/05/2011 05:00	0.539	10.42	1.8
04/05/2011 06:00	0.484	10.4	1.8
04/05/2011 07:00	0.472	10.38	1.81
04/05/2011 08:00	0.506	10.4	1.8
04/05/2011 09:00	0.549	10.44	1.8
04/05/2011 10:00	0.601	10.43	1.8
04/05/2011 11:00	0.66	10.4	1.8
04/05/2011 12:00	0.709	10.41	1.8
04/05/2011 13:00	0.729	10.37	1.8
04/05/2011 14:00	0.725	10.45	1.8
04/05/2011 15:00	0.673	10.39	1.8
04/05/2011 16:00	0.607	10.44	1.8
04/05/2011 17:00	0.536	10.37	1.8
04/05/2011 18:00	0.473	10.44	1.79
04/05/2011 19:00	0.451	10.4	1.79
04/05/2011 20:00	0.48	10.43	1.8
04/05/2011 21:00	0.525	10.44	1.8
04/05/2011 22:00	0.577	10.46	1.81
04/05/2011 23:00	0.634	10.44	1.8
05/05/2011 00:00	0.687	10.44	1.79
05/05/2011 01:00	0.716	10.44	1.79
05/05/2011 02:00	0.723	10.41	1.79
05/05/2011 03:00	0.679	10.39	1.79
05/05/2011 04:00	0.609	10.41	1.79
05/05/2011 05:00	0.545	10.48	1.8
05/05/2011 06:00	0.481	10.38	1.78
05/05/2011 07:00	0.44	10.42	1.79
05/05/2011 08:00	0.455	10.43	1.79
05/05/2011 09:00	0.493	10.46	1.79
05/05/2011 10:00	0.537	10.45	1.79
05/05/2011 11:00	0.596	10.42	1.79
05/05/2011 12:00	0.653	10.45	1.79
05/05/2011 13:00	0.69	10.48	1.8
05/05/2011 14:00	0.702	10.41	1.79
05/05/2011 15:00	0.676	10.4	1.78
05/05/2011 16:00	0.613	10.37	1.78
05/05/2011 17:00	0.546	10.37	1.79
05/05/2011 18:00	0.48	10.42	1.78
05/05/2011 19:00	0.429	10.42	1.79
05/05/2011 20:00	0.43	10.4	1.79
05/05/2011 21:00	0.461	10.43	1.79
05/05/2011 22:00	0.508	10.49	1.79
05/05/2011 23:00	0.561	10.45	1.79

06/05/2011 00:00	0.621	10.41	1.78
06/05/2011 01:00	0.666	10.42	1.79
06/05/2011 02:00	0.697	10.48	1.78
06/05/2011 03:00	0.687	10.4	1.78
06/05/2011 04:00	0.63	10.4	1.78
06/05/2011 05:00	0.564	10.41	1.78
06/05/2011 06:00	0.502	10.37	1.78
06/05/2011 07:00	0.446	10.45	1.79
06/05/2011 08:00	0.432	10.39	1.78
06/05/2011 09:00	0.463	10.47	1.79
06/05/2011 10:00	0.507	10.47	1.79
06/05/2011 11:00	0.558	10.48	1.79
06/05/2011 12:00	0.618	10.5	1.79
06/05/2011 13:00	0.667	10.41	1.78
06/05/2011 14:00	0.688	10.42	1.78
06/05/2011 15:00	0.685	10.42	1.79
06/05/2011 16:00	0.642	10.43	1.8
06/05/2011 17:00	0.577	10.4	1.78
06/05/2011 18:00	0.507	10.41	1.78
06/05/2011 19:00	0.452	10.5	1.79
06/05/2011 20:00	0.422	10.39	1.79
06/05/2011 21:00	0.434	10.4	1.79
06/05/2011 22:00	0.475	10.43	1.79
06/05/2011 23:00	0.526	10.43	1.79
07/05/2011 00:00	0.587	10.45	1.78
07/05/2011 01:00	0.644	10.42	1.79
07/05/2011 02:00	0.686	10.41	1.78
07/05/2011 03:00	0.706	10.38	1.78
07/05/2011 04:00	0.675	10.4	1.79
07/05/2011 05:00	0.611	10.38	1.78
07/05/2011 06:00	0.55	10.39	1.78
07/05/2011 07:00	0.493	10.42	1.78
07/05/2011 08:00	0.453	10.42	1.79
07/05/2011 09:00	0.457	10.41	1.79
07/05/2011 10:00	0.503	10.48	1.79
07/05/2011 11:00	0.546	10.44	1.79
07/05/2011 12:00	0.608	10.44	1.78
07/05/2011 13:00	0.663	10.42	1.78
07/05/2011 14:00	0.693	10.48	1.78
07/05/2011 15:00	0.707	10.47	1.78
07/05/2011 16:00	0.689	10.45	1.78
07/05/2011 17:00	0.634	10.49	1.79
07/05/2011 18:00	0.565	10.41	1.79
07/05/2011 19:00	0.502	10.46	1.79
07/05/2011 20:00	0.444	10.44	1.79
07/05/2011 21:00	0.431	10.4	1.78
07/05/2011 22:00	0.462	10.42	1.79
07/05/2011 23:00	0.497	10.42	1.79
08/05/2011 00:00	0.55	10.47	1.79
08/05/2011 01:00	0.611	10.42	1.79
08/05/2011 02:00	0.67	10.41	1.78
08/05/2011 03:00	0.708	10.47	1.78
08/05/2011 04:00	0.709	10.41	1.78
08/05/2011 05:00	0.657	10.51	1.8
08/05/2011 06:00	0.591	10.4	1.8
08/05/2011 07:00	0.531	10.43	1.79
08/05/2011 08:00	0.482	10.46	1.78
08/05/2011 09:00	0.452	10.5	1.8
08/05/2011 10:00	0.463	10.44	1.79

08/05/2011 11:00	0.488	10.44	1.78
08/05/2011 12:00	0.536	10.42	1.79
08/05/2011 13:00	0.581	10.49	1.79
08/05/2011 14:00	0.628	10.49	1.78
08/05/2011 15:00	0.649	10.44	1.78
08/05/2011 16:00	0.653	10.42	1.78
08/05/2011 17:00	0.613	10.42	1.78
08/05/2011 18:00	0.553	10.42	1.78
08/05/2011 19:00	0.498	10.45	1.78
08/05/2011 20:00	0.435	10.46	1.79
08/05/2011 21:00	0.393	10.46	1.79
08/05/2011 22:00	0.388	10.44	1.79
08/05/2011 23:00	0.413	10.47	1.79
09/05/2011 00:00	0.455	10.44	1.79
09/05/2011 01:00	0.515	10.52	1.8
09/05/2011 02:00	0.572	10.47	1.79
09/05/2011 03:00	0.623	10.51	1.8
09/05/2011 04:00	0.663	10.42	1.79
09/05/2011 05:00	0.656	10.47	1.79
09/05/2011 06:00	0.609	10.44	1.78
09/05/2011 07:00	0.556	10.41	1.78
09/05/2011 08:00	0.501	10.44	1.79
09/05/2011 09:00	0.466	10.44	1.79
09/05/2011 10:00	0.468	10.45	1.79
09/05/2011 11:00	0.496	10.51	1.8
09/05/2011 12:00	0.537	10.43	1.79
09/05/2011 13:00	0.59	10.49	1.82
09/05/2011 14:00	0.643	10.43	1.81
09/05/2011 15:00	0.678	10.45	1.8
09/05/2011 16:00	0.694	10.46	1.8
09/05/2011 17:00	0.687	10.45	1.8
09/05/2011 18:00	0.65	10.43	1.8
09/05/2011 19:00	0.595	10.47	1.8
09/05/2011 20:00	0.529	10.45	1.81
09/05/2011 21:00	0.471	10.42	1.8
09/05/2011 22:00	0.431	10.45	1.8
09/05/2011 23:00	0.432	10.48	1.8
10/05/2011 00:00	0.456	10.44	1.8
10/05/2011 01:00	0.502	10.5	1.81
10/05/2011 02:00	0.561	10.49	1.8
10/05/2011 03:00	0.619	10.52	1.8
10/05/2011 04:00	0.667	10.46	1.8
10/05/2011 05:00	0.697	10.47	1.81
10/05/2011 06:00	0.685	10.46	1.8
10/05/2011 07:00	0.637	10.46	1.8
10/05/2011 08:00	0.574	10.45	1.8
10/05/2011 09:00	0.524	10.45	1.8
10/05/2011 10:00	0.491	10.5	1.8
10/05/2011 11:00	0.487	10.48	1.79
10/05/2011 12:00	0.507	10.5	1.8
10/05/2011 13:00	0.539	10.51	1.8
10/05/2011 14:00	0.579	10.49	1.8
10/05/2011 15:00	0.624	10.48	1.79
10/05/2011 16:00	0.658	10.47	1.8
10/05/2011 17:00	0.669	10.44	1.79
10/05/2011 18:00	0.664	10.47	1.79
10/05/2011 19:00	0.626	10.44	1.79
10/05/2011 20:00	0.565	10.45	1.79
10/05/2011 21:00	0.504	10.43	1.79

10/05/2011 22:00	0.447	10.46	1.79
10/05/2011 23:00	0.412	10.47	1.79
11/05/2011 00:00	0.404	10.46	1.79
11/05/2011 01:00	0.43	10.48	1.79
11/05/2011 02:00	0.468	10.48	1.8
11/05/2011 03:00	0.521	10.5	1.79
11/05/2011 04:00	0.583	10.51	1.79
11/05/2011 05:00	0.639	10.48	1.79
11/05/2011 06:00	0.672	10.48	1.79
11/05/2011 07:00	0.659	10.49	1.78
11/05/2011 08:00	0.619	10.48	1.8
11/05/2011 09:00	0.577	10.47	1.79
11/05/2011 10:00	0.535	10.46	1.79
11/05/2011 11:00	0.504	10.5	1.79
11/05/2011 12:00	0.508	10.45	1.79
11/05/2011 13:00	0.53	10.45	1.79
11/05/2011 14:00	0.56	10.49	1.79
11/05/2011 15:00	0.603	10.51	1.79
11/05/2011 16:00	0.655	10.52	1.8
11/05/2011 17:00	0.69	10.5	1.79
11/05/2011 18:00	0.698	10.46	1.78
11/05/2011 19:00	0.694	10.46	1.78
11/05/2011 20:00	0.658	10.49	1.79
11/05/2011 21:00	0.599	10.48	1.79
11/05/2011 22:00	0.537	10.44	1.78
11/05/2011 23:00	0.478	10.46	1.79
12/05/2011 00:00	0.44	10.47	1.79
12/05/2011 01:00	0.425	10.48	1.79
12/05/2011 02:00	0.438	10.46	1.79
12/05/2011 03:00	0.476	10.5	1.79
12/05/2011 04:00	0.531	10.49	1.79
12/05/2011 05:00	0.585	10.48	1.78
12/05/2011 06:00	0.639	10.49	1.78
12/05/2011 07:00	0.674	10.48	1.78
12/05/2011 08:00	0.663	10.48	1.78
12/05/2011 09:00	0.633	10.47	1.78
12/05/2011 10:00	0.587	10.45	1.78
12/05/2011 11:00	0.541	10.46	1.79
12/05/2011 12:00	0.504	10.47	1.78
12/05/2011 13:00	0.481	10.48	1.79
12/05/2011 14:00	0.492	10.48	1.78
12/05/2011 15:00	0.521	10.46	1.78
12/05/2011 16:00	0.567	10.45	1.78
12/05/2011 17:00	0.612	10.52	1.79
12/05/2011 18:00	0.652	10.46	1.78
12/05/2011 19:00	0.681	10.49	1.78
12/05/2011 20:00	0.679	10.55	1.79
12/05/2011 21:00	0.648	10.43	1.78
12/05/2011 22:00	0.592	10.46	1.78
12/05/2011 23:00	0.535	10.45	1.78
13/05/2011 00:00	0.47	10.5	1.78
13/05/2011 01:00	0.425	10.44	1.78
13/05/2011 02:00	0.408	10.45	1.79
13/05/2011 03:00	0.421	10.46	1.79
13/05/2011 04:00	0.461	10.49	1.79
13/05/2011 05:00	0.519	10.53	1.78
13/05/2011 06:00	0.579	10.58	1.78
13/05/2011 07:00	0.63	10.5	1.78
13/05/2011 08:00	0.666	10.47	1.78

13/05/2011 09:00	0.676	10.48	1.78
13/05/2011 10:00	0.654	10.54	1.79
13/05/2011 11:00	0.612	10.51	1.78
13/05/2011 12:00	0.565	10.5	1.78
13/05/2011 13:00	0.513	10.46	1.78
13/05/2011 14:00	0.478	10.5	1.78
13/05/2011 15:00	0.48	10.48	1.78
13/05/2011 16:00	0.509	10.46	1.79
13/05/2011 17:00	0.553	10.49	1.78
13/05/2011 18:00	0.604	10.49	1.78
13/05/2011 19:00	0.65	10.46	1.78
13/05/2011 20:00	0.673	10.49	1.78
13/05/2011 21:00	0.682	10.51	1.79
13/05/2011 22:00	0.654	10.46	1.78
13/05/2011 23:00	0.598	10.49	1.78
14/05/2011 00:00	0.534	10.5	1.78
14/05/2011 01:00	0.471	10.48	1.78
14/05/2011 02:00	0.418	10.5	1.78
14/05/2011 03:00	0.399	10.48	1.78
14/05/2011 04:00	0.416	10.5	1.78
14/05/2011 05:00	0.461	10.53	1.78
14/05/2011 06:00	0.512	10.54	1.78
14/05/2011 07:00	0.566	10.51	1.78
14/05/2011 08:00	0.619	10.51	1.78
14/05/2011 09:00	0.658	10.49	1.78
14/05/2011 10:00	0.676	10.5	1.78
14/05/2011 11:00	0.65	10.51	1.77
14/05/2011 12:00	0.606	10.46	1.77
14/05/2011 13:00	0.55	10.47	1.77
14/05/2011 14:00	0.501	10.56	1.78
14/05/2011 15:00	0.465	10.43	1.78
14/05/2011 16:00	0.482	10.51	1.78
14/05/2011 17:00	0.522	10.47	1.78
14/05/2011 18:00	0.57	10.49	1.77
14/05/2011 19:00	0.626	10.49	1.77
14/05/2011 20:00	0.681	10.49	1.79
14/05/2011 21:00	0.707	10.47	1.77
14/05/2011 22:00	0.708	10.48	1.77
14/05/2011 23:00	0.684	10.47	1.77
15/05/2011 00:00	0.62	10.51	1.77
15/05/2011 01:00	0.547	10.51	1.78
15/05/2011 02:00	0.478	10.46	1.78
15/05/2011 03:00	0.42	10.46	1.77
15/05/2011 04:00	0.394	10.49	1.78
15/05/2011 05:00	0.427	10.48	1.77
15/05/2011 06:00	0.476	10.52	1.78
15/05/2011 07:00	0.528	10.46	1.77
15/05/2011 08:00	0.585	10.49	1.78
15/05/2011 09:00	0.646	10.5	1.77
15/05/2011 10:00	0.68	10.48	1.77
15/05/2011 11:00	0.697	10.52	1.77
15/05/2011 12:00	0.667	10.56	1.77
15/05/2011 13:00	0.605	10.48	1.77
15/05/2011 14:00	0.546	10.5	1.77
15/05/2011 15:00	0.486	10.5	1.77
15/05/2011 16:00	0.443	10.48	1.77
15/05/2011 17:00	0.462	10.48	1.77
15/05/2011 18:00	0.507	10.48	1.77
15/05/2011 19:00	0.565	10.5	1.77

15/05/2011 20:00	0.625	10.51	1.77
15/05/2011 21:00	0.675	10.49	1.77
15/05/2011 22:00	0.697	10.48	1.77
15/05/2011 23:00	0.699	10.52	1.77
16/05/2011 00:00	0.666	10.52	1.77
16/05/2011 01:00	0.595	10.53	1.78
16/05/2011 02:00	0.52	10.5	1.77
16/05/2011 03:00	0.442	10.47	1.77
16/05/2011 04:00	0.384	10.51	1.77
16/05/2011 05:00	0.367	10.51	1.77
16/05/2011 06:00	0.404	10.51	1.77
16/05/2011 07:00	0.456	10.48	1.77
16/05/2011 08:00	0.511	10.51	1.77
16/05/2011 09:00	0.578	10.53	1.77
16/05/2011 10:00	0.639	10.52	1.77
16/05/2011 11:00	0.67	10.53	1.76
16/05/2011 12:00	0.669	10.51	1.76
16/05/2011 13:00	0.626	10.52	1.76
16/05/2011 14:00	0.555	10.47	1.77
16/05/2011 15:00	0.489	10.45	1.76
16/05/2011 16:00	0.432	10.52	1.77
16/05/2011 17:00	0.408	10.44	1.76
16/05/2011 18:00	0.443	10.47	1.76
16/05/2011 19:00	0.499	10.52	1.76
16/05/2011 20:00	0.564	10.56	1.76
16/05/2011 21:00	0.633	10.54	1.76
16/05/2011 22:00	0.691	10.48	1.76
16/05/2011 23:00	0.717	10.52	1.76
17/05/2011 00:00	0.725	10.52	1.76
17/05/2011 01:00	0.69	10.47	1.76
17/05/2011 02:00	0.613	10.56	1.77
17/05/2011 03:00	0.537	10.5	1.76
17/05/2011 04:00	0.464	10.46	1.77
17/05/2011 05:00	0.409	10.48	1.76
17/05/2011 06:00	0.409	10.52	1.76
17/05/2011 07:00	0.458	10.54	1.77
17/05/2011 08:00	0.515	10.5	1.76
17/05/2011 09:00	0.574	10.52	1.76
17/05/2011 10:00	0.648	10.59	1.76
17/05/2011 11:00	0.697	10.51	1.76
17/05/2011 12:00	0.717	10.56	1.76
17/05/2011 13:00	0.712	10.5	1.76
17/05/2011 14:00	0.658	10.47	1.76
17/05/2011 15:00	0.578	10.54	1.76
17/05/2011 16:00	0.508	10.57	1.76
17/05/2011 17:00	0.446	10.53	1.76
17/05/2011 18:00	0.421	10.44	1.76
17/05/2011 19:00	0.458	10.5	1.76
17/05/2011 20:00	0.515	10.53	1.76
17/05/2011 21:00	0.576	10.51	1.76
17/05/2011 22:00	0.646	10.5	1.76
17/05/2011 23:00	0.704	10.54	1.75
18/05/2011 00:00	0.723	10.59	1.76
18/05/2011 01:00	0.729	10.57	1.76
18/05/2011 02:00	0.68	10.53	1.76
18/05/2011 03:00	0.598	10.48	1.76
18/05/2011 04:00	0.521	10.48	1.76
18/05/2011 05:00	0.447	10.51	1.75
18/05/2011 06:00	0.392	10.49	1.76

18/05/2011 07:00	0.403	10.49	1.76
18/05/2011 08:00	0.448	10.56	1.76
18/05/2011 09:00	0.505	10.5	1.75
18/05/2011 10:00	0.563	10.5	1.75
18/05/2011 11:00	0.632	10.55	1.76
18/05/2011 12:00	0.672	10.54	1.75
18/05/2011 13:00	0.683	10.53	1.76
18/05/2011 14:00	0.663	10.52	1.75
18/05/2011 15:00	0.592	10.49	1.75
18/05/2011 16:00	0.519	10.5	1.75
18/05/2011 17:00	0.447	10.48	1.75
18/05/2011 18:00	0.396	10.49	1.75
18/05/2011 19:00	0.396	10.52	1.75
18/05/2011 20:00	0.454	10.52	1.75
18/05/2011 21:00	0.517	10.51	1.75
18/05/2011 22:00	0.582	10.53	1.75
18/05/2011 23:00	0.664	10.54	1.75
19/05/2011 00:00	0.719	10.5	1.75
19/05/2011 01:00	0.746	10.54	1.75
19/05/2011 02:00	0.751	10.48	1.74
19/05/2011 03:00	0.697	10.49	1.75
19/05/2011 04:00	0.621	10.49	1.74
19/05/2011 05:00	0.544	10.48	1.74
19/05/2011 06:00	0.475	10.54	1.74
19/05/2011 07:00	0.437	10.52	1.75
19/05/2011 08:00	0.462	10.57	1.75
19/05/2011 09:00	0.521	10.52	1.74
19/05/2011 10:00	0.586	10.57	1.74
19/05/2011 11:00	0.654	10.52	1.74
19/05/2011 12:00	0.721	10.51	1.75
19/05/2011 13:00	0.748	10.5	1.74
19/05/2011 14:00	0.75	10.5	1.74
19/05/2011 15:00	0.71	10.5	1.74
19/05/2011 16:00	0.639	10.55	1.74
19/05/2011 17:00	0.561	10.46	1.74
19/05/2011 18:00	0.483	10.48	1.74
19/05/2011 19:00	0.438	10.48	1.74
19/05/2011 20:00	0.445	10.5	1.74
19/05/2011 21:00	0.494	10.51	1.74
19/05/2011 22:00	0.549	10.51	1.75
19/05/2011 23:00	0.613	10.55	1.74
20/05/2011 00:00	0.679	10.54	1.74
20/05/2011 01:00	0.722	10.54	1.74
20/05/2011 02:00	0.74	10.5	1.74
20/05/2011 03:00	0.729	10.53	1.74
20/05/2011 04:00	0.661	10.52	1.74
20/05/2011 05:00	0.588	10.5	1.74
20/05/2011 06:00	0.51	10.54	1.74
20/05/2011 07:00	0.445	10.49	1.74
20/05/2011 08:00	0.41	10.52	1.74
20/05/2011 09:00	0.439	10.51	1.74
20/05/2011 10:00	0.489	10.56	1.74
20/05/2011 11:00	0.54	10.57	1.74
20/05/2011 12:00	0.602	10.55	1.74
20/05/2011 13:00	0.661	10.54	1.74
20/05/2011 14:00	0.677	10.52	1.74
20/05/2011 15:00	0.681	10.53	1.74
20/05/2011 16:00	0.631	10.56	1.74
20/05/2011 17:00	0.561	10.54	1.73

20/05/2011 18:00	0.49	10.51	1.73
20/05/2011 19:00	0.424	10.51	1.73
20/05/2011 20:00	0.388	10.49	1.73
20/05/2011 21:00	0.409	10.48	1.73
20/05/2011 22:00	0.462	10.57	1.74
20/05/2011 23:00	0.519	10.55	1.74
21/05/2011 00:00	0.588	10.54	1.74
21/05/2011 01:00	0.655	10.54	1.74
21/05/2011 02:00	0.703	10.57	1.74
21/05/2011 03:00	0.731	10.53	1.73
21/05/2011 04:00	0.711	10.54	1.73
21/05/2011 05:00	0.65	10.53	1.73
21/05/2011 06:00	0.583	10.53	1.73
21/05/2011 07:00	0.51	10.54	1.74
21/05/2011 08:00	0.455	10.52	1.73
21/05/2011 09:00	0.455	10.53	1.73
21/05/2011 10:00	0.501	10.49	1.74
21/05/2011 11:00	0.551	10.57	1.74
21/05/2011 12:00	0.604	10.52	1.73
21/05/2011 13:00	0.666	10.56	1.73
21/05/2011 14:00	0.697	10.54	1.73
21/05/2011 15:00	0.703	10.53	1.73
21/05/2011 16:00	0.685	10.55	1.73
21/05/2011 17:00	0.624	10.51	1.72
21/05/2011 18:00	0.553	10.57	1.74
21/05/2011 19:00	0.488	10.5	1.73
21/05/2011 20:00	0.427	10.52	1.73
21/05/2011 21:00	0.397	10.51	1.73
21/05/2011 22:00	0.414	10.54	1.73
21/05/2011 23:00	0.455	10.53	1.73
22/05/2011 00:00	0.504	10.51	1.73
22/05/2011 01:00	0.564	10.52	1.73
22/05/2011 02:00	0.623	10.52	1.74
22/05/2011 03:00	0.667	10.53	1.73
22/05/2011 04:00	0.685	10.56	1.73
22/05/2011 05:00	0.644	10.55	1.73
22/05/2011 06:00	0.582	10.54	1.73
22/05/2011 07:00	0.518	10.49	1.73
22/05/2011 08:00	0.46	10.54	1.72
22/05/2011 09:00	0.421	10.54	1.73
22/05/2011 10:00	0.423	10.5	1.73
22/05/2011 11:00	0.465	10.57	1.73
22/05/2011 12:00	0.512	10.53	1.73
22/05/2011 13:00	0.568	10.55	1.73
22/05/2011 14:00	0.62	10.5	1.73
22/05/2011 15:00	0.654	10.58	1.73
22/05/2011 16:00	0.66	10.58	1.73
22/05/2011 17:00	0.625	10.53	1.73
22/05/2011 18:00	0.561	10.56	1.73
22/05/2011 19:00	0.507	10.52	1.72
22/05/2011 20:00	0.444	10.53	1.73
22/05/2011 21:00	0.404	10.56	1.73
22/05/2011 22:00	0.39	10.54	1.73
22/05/2011 23:00	0.415	10.5	1.73
23/05/2011 00:00	0.464	10.56	1.73
23/05/2011 01:00	0.523	10.58	1.73
23/05/2011 02:00	0.588	10.59	1.73
23/05/2011 03:00	0.65	10.56	1.73
23/05/2011 04:00	0.69	10.56	1.72

23/05/2011 05:00	0.702	10.52	1.72
23/05/2011 06:00	0.665	10.58	1.73
23/05/2011 07:00	0.612	10.56	1.73
23/05/2011 08:00	0.552	10.53	1.73
23/05/2011 09:00	0.502	10.55	1.73
23/05/2011 10:00	0.477	10.53	1.73
23/05/2011 11:00	0.49	10.55	1.73
23/05/2011 12:00	0.524	10.58	1.73
23/05/2011 13:00	0.557	10.58	1.73
23/05/2011 14:00	0.591	10.54	1.73
23/05/2011 15:00	0.616	10.54	1.73
23/05/2011 16:00	0.625	10.53	1.72
23/05/2011 17:00	0.601	10.52	1.73
23/05/2011 18:00	0.548	10.55	1.73
23/05/2011 19:00	0.486	10.54	1.72
23/05/2011 20:00	0.424	10.55	1.73
23/05/2011 21:00	0.371	10.56	1.73
23/05/2011 22:00	0.322	10.52	1.73
23/05/2011 23:00	0.301	10.54	1.73
24/05/2011 00:00	0.305	10.55	1.74
24/05/2011 01:00	0.336	10.58	1.73
24/05/2011 02:00	0.376	10.59	1.74
24/05/2011 03:00	0.431	10.59	1.73
24/05/2011 04:00	0.495	10.53	1.73
24/05/2011 05:00	0.552	10.58	1.73
24/05/2011 06:00	0.573	10.58	1.73
24/05/2011 07:00	0.556	10.57	1.73
24/05/2011 08:00	0.526	10.56	1.73
24/05/2011 09:00	0.508	10.55	1.73
24/05/2011 10:00	0.511	10.54	1.73
24/05/2011 11:00	0.539	10.55	1.73
24/05/2011 12:00	0.584	10.56	1.73
24/05/2011 13:00	0.63	10.57	1.73
24/05/2011 14:00	0.68	10.6	1.73
24/05/2011 15:00	0.736	10.54	1.73
24/05/2011 16:00	0.767	10.52	1.73
24/05/2011 17:00	0.776	10.52	1.73
24/05/2011 18:00	0.76	10.54	1.72
24/05/2011 19:00	0.735	10.56	1.72
24/05/2011 20:00	0.671	10.57	1.72
24/05/2011 21:00	0.603	10.59	1.72
24/05/2011 22:00	0.535	10.54	1.73
24/05/2011 23:00	0.484	10.55	1.73
25/05/2011 00:00	0.456	10.55	1.73
25/05/2011 01:00	0.456	10.54	1.73
25/05/2011 02:00	0.48	10.58	1.73
25/05/2011 03:00	0.526	10.56	1.73
25/05/2011 04:00	0.575	10.6	1.73
25/05/2011 05:00	0.621	10.53	1.73
25/05/2011 06:00	0.656	10.55	1.73
25/05/2011 07:00	0.658	10.56	1.72
25/05/2011 08:00	0.618	10.55	1.72
25/05/2011 09:00	0.576	10.55	1.72
25/05/2011 10:00	0.531	10.55	1.72
25/05/2011 11:00	0.494	10.55	1.72
25/05/2011 12:00	0.48	10.52	1.72
25/05/2011 13:00	0.486	10.56	1.73
25/05/2011 14:00	0.514	10.53	1.72
25/05/2011 15:00	0.549	10.55	1.73

25/05/2011 16:00	0.593	10.56	1.72
25/05/2011 17:00	0.625	10.59	1.73
25/05/2011 18:00	0.639	10.55	1.72
25/05/2011 19:00	0.643	10.56	1.73
25/05/2011 20:00	0.607	10.59	1.72
25/05/2011 21:00	0.548	10.54	1.72
25/05/2011 22:00	0.49	10.56	1.73
25/05/2011 23:00	0.433	10.56	1.72
26/05/2011 00:00	0.395	10.59	1.73
26/05/2011 01:00	0.374	10.57	1.73
26/05/2011 02:00	0.381	10.56	1.73
26/05/2011 03:00	0.411	10.56	1.73
26/05/2011 04:00	0.457	10.59	1.73
26/05/2011 05:00	0.511	10.54	1.73
26/05/2011 06:00	0.571	10.57	1.73
26/05/2011 07:00	0.621	10.6	1.73
26/05/2011 08:00	0.634	10.6	1.73
26/05/2011 09:00	0.601	10.55	1.72
26/05/2011 10:00	0.567	10.52	1.72
26/05/2011 11:00	0.531	10.57	1.72
26/05/2011 12:00	0.503	10.56	1.72
26/05/2011 13:00	0.493	10.59	1.72
26/05/2011 14:00	0.51	10.57	1.72
26/05/2011 15:00	0.533	10.57	1.72
26/05/2011 16:00	0.586	10.69	1.74
26/05/2011 17:00	0.631	10.54	1.73
26/05/2011 18:00	0.658	10.58	1.73
26/05/2011 19:00	0.686	10.56	1.72
26/05/2011 20:00	0.685	10.55	1.73
26/05/2011 21:00	0.65	10.53	1.72
26/05/2011 22:00	0.603	10.55	1.72
26/05/2011 23:00	0.552	10.57	1.72
27/05/2011 00:00	0.5	10.6	1.73
27/05/2011 01:00	0.468	10.58	1.73
27/05/2011 02:00	0.452	10.59	1.73
27/05/2011 03:00	0.469	10.54	1.72
27/05/2011 04:00	0.515	10.58	1.73
27/05/2011 05:00	0.566	10.56	1.72
27/05/2011 06:00	0.612	10.55	1.72
27/05/2011 07:00	0.656	10.54	1.72
27/05/2011 08:00	0.692	10.55	1.72
27/05/2011 09:00	0.703	10.59	1.72
27/05/2011 10:00	0.678	10.56	1.72
27/05/2011 11:00	0.643	10.57	1.72
27/05/2011 12:00	0.595	10.55	1.72
27/05/2011 13:00	0.551	10.55	1.72
27/05/2011 14:00	0.521	10.57	1.72
27/05/2011 15:00	0.515	10.56	1.72
27/05/2011 16:00	0.533	10.57	1.72
27/05/2011 17:00	0.569	10.54	1.72
27/05/2011 18:00	0.604	10.56	1.72
27/05/2011 19:00	0.636	10.57	1.72
27/05/2011 20:00	0.656	10.57	1.72
27/05/2011 21:00	0.652	10.59	1.72
27/05/2011 22:00	0.619	10.57	1.72
27/05/2011 23:00	0.567	10.62	1.72
28/05/2011 00:00	0.51	10.57	1.72
28/05/2011 01:00	0.452	10.57	1.72
28/05/2011 02:00	0.409	10.52	1.72

28/05/2011 03:00	0.394	10.56	1.72
28/05/2011 04:00	0.395	10.58	1.72
28/05/2011 05:00	0.419	10.57	1.72
28/05/2011 06:00	0.459	10.57	1.72
28/05/2011 07:00	0.506	10.58	1.72
28/05/2011 08:00	0.551	10.57	1.72
28/05/2011 09:00	0.596	10.56	1.71
28/05/2011 10:00	0.595	10.6	1.72
28/05/2011 11:00	0.562	10.56	1.71
28/05/2011 12:00	0.522	10.55	1.72
28/05/2011 13:00	0.488	10.56	1.71
28/05/2011 14:00	0.457	10.54	1.71
28/05/2011 15:00	0.45	10.56	1.71
28/05/2011 16:00	0.472	10.56	1.71
28/05/2011 17:00	0.498	10.55	1.71
28/05/2011 18:00	0.543	10.61	1.72
28/05/2011 19:00	0.602	10.58	1.71
28/05/2011 20:00	0.649	10.56	1.71
28/05/2011 21:00	0.687	10.56	1.71
28/05/2011 22:00	0.691	10.58	1.71
28/05/2011 23:00	0.662	10.59	1.71
29/05/2011 00:00	0.616	10.55	1.71
29/05/2011 01:00	0.568	10.54	1.71
29/05/2011 02:00	0.516	10.57	1.71
29/05/2011 03:00	0.475	10.58	1.71
29/05/2011 04:00	0.462	10.58	1.72
29/05/2011 05:00	0.476	10.55	1.71
29/05/2011 06:00	0.506	10.55	1.72
29/05/2011 07:00	0.551	10.55	1.71
29/05/2011 08:00	0.6	10.62	1.71
29/05/2011 09:00	0.642	10.6	1.71
29/05/2011 10:00	0.672	10.55	1.71
29/05/2011 11:00	0.665	10.56	1.71
29/05/2011 12:00	0.628	10.57	1.71
29/05/2011 13:00	0.577	10.54	1.71
29/05/2011 14:00	0.525	10.56	1.71
29/05/2011 15:00	0.475	10.56	1.71
29/05/2011 16:00	0.459	10.6	1.71
29/05/2011 17:00	0.467	10.59	1.71
29/05/2011 18:00	0.496	10.61	1.71
29/05/2011 19:00	0.542	10.56	1.71
29/05/2011 20:00	0.586	10.58	1.71
29/05/2011 21:00	0.634	10.59	1.71
29/05/2011 22:00	0.66	10.57	1.71
29/05/2011 23:00	0.665	10.57	1.71
30/05/2011 00:00	0.624	10.56	1.71
30/05/2011 01:00	0.569	10.58	1.71
30/05/2011 02:00	0.517	10.59	1.71
30/05/2011 03:00	0.471	10.57	1.71
30/05/2011 04:00	0.443	10.57	1.71
30/05/2011 05:00	0.44	10.59	1.71
30/05/2011 06:00	0.476	10.57	1.71
30/05/2011 07:00	0.519	10.6	1.71
30/05/2011 08:00	0.574	10.6	1.71
30/05/2011 09:00	0.628	10.59	1.71
30/05/2011 10:00	0.672	10.57	1.71
30/05/2011 11:00	0.694	10.58	1.71
30/05/2011 12:00	0.688	10.59	1.71
30/05/2011 13:00	0.635	10.57	1.71

30/05/2011 14:00	0.582	10.58	1.71
30/05/2011 15:00	0.528	10.61	1.71
30/05/2011 16:00	0.487	10.56	1.71
30/05/2011 17:00	0.48	10.57	1.71
30/05/2011 18:00	0.505	10.62	1.71
30/05/2011 19:00	0.543	10.57	1.71
30/05/2011 20:00	0.595	10.58	1.71
30/05/2011 21:00	0.645	10.57	1.71
30/05/2011 22:00	0.69	10.56	1.7
30/05/2011 23:00	0.711	10.58	1.7
31/05/2011 00:00	0.701	10.58	1.7
31/05/2011 01:00	0.655	10.59	1.7
31/05/2011 02:00	0.593	10.59	1.7
31/05/2011 03:00	0.53	10.57	1.7
31/05/2011 04:00	0.481	10.58	1.7
31/05/2011 05:00	0.45	10.58	1.7
31/05/2011 06:00	0.464	10.55	1.7
31/05/2011 07:00	0.497	10.57	1.7
31/05/2011 08:00	0.544	10.57	1.71
31/05/2011 09:00	0.601	10.61	1.71
31/05/2011 10:00	0.648	10.58	1.7
31/05/2011 11:00	0.685	10.6	1.7
31/05/2011 12:00	0.698	10.62	1.7
31/05/2011 13:00	0.674	10.57	1.7
31/05/2011 14:00	0.623	10.56	1.7
31/05/2011 15:00	0.57	10.6	1.7
31/05/2011 16:00	0.511	10.58	1.7
31/05/2011 17:00	0.47	10.58	1.7
31/05/2011 18:00	0.478	10.59	1.71
31/05/2011 19:00	0.507	10.58	1.7
31/05/2011 20:00	0.548	10.62	1.7
31/05/2011 21:00	0.598	10.6	1.71
31/05/2011 22:00	0.644	10.58	1.7
31/05/2011 23:00	0.673	10.63	1.7
01/06/2011 00:00	0.688	10.57	1.7
01/06/2011 01:00	0.658	10.63	1.71
01/06/2011 02:00	0.598	10.55	1.7
01/06/2011 03:00	0.534	10.61	1.7
01/06/2011 04:00	0.473	10.63	1.7
01/06/2011 05:00	0.42	10.6	1.7
01/06/2011 06:00	0.411	10.56	1.7
01/06/2011 07:00	0.426	10.58	1.7
01/06/2011 08:00	0.467	10.59	1.71
01/06/2011 09:00	0.514	10.6	1.7
01/06/2011 10:00	0.574	10.62	1.71
01/06/2011 11:00	0.621	10.6	1.7
01/06/2011 12:00	0.648	10.64	1.71
01/06/2011 13:00	0.643	10.57	1.71
01/06/2011 14:00	0.591	10.63	1.71
01/06/2011 15:00	0.525	10.63	1.71
01/06/2011 16:00	0.461	10.57	1.7
01/06/2011 17:00	0.4	10.59	1.7
01/06/2011 18:00	0.37	10.61	1.71
01/06/2011 19:00	0.394	10.59	1.71
01/06/2011 20:00	0.442	10.62	1.71
01/06/2011 21:00	0.488	10.6	1.71
01/06/2011 22:00	0.55	10.6	1.71
01/06/2011 23:00	0.609	10.59	1.71
02/06/2011 00:00	0.649	10.6	1.71

02/06/2011 01:00	0.668	10.61	1.7
02/06/2011 02:00	0.634	10.57	1.7
02/06/2011 03:00	0.571	10.61	1.71
02/06/2011 04:00	0.515	10.57	1.7
02/06/2011 05:00	0.462	10.59	1.71
02/06/2011 06:00	0.43	10.63	1.71
02/06/2011 07:00	0.448	10.6	1.71
02/06/2011 08:00	0.481	10.59	1.71
02/06/2011 09:00	0.528	10.61	1.71
02/06/2011 10:00	0.591	10.61	1.71
02/06/2011 11:00	0.643	10.6	1.71
02/06/2011 12:00	0.678	10.58	1.71
02/06/2011 13:00	0.682	10.6	1.71
02/06/2011 14:00	0.66	10.56	1.7
02/06/2011 15:00	0.598	10.57	1.7
02/06/2011 16:00	0.526	10.58	1.7
02/06/2011 17:00	0.459	10.57	1.7
02/06/2011 18:00	0.409	10.57	1.71
02/06/2011 19:00	0.403	10.58	1.71
02/06/2011 20:00	0.437	10.6	1.71
02/06/2011 21:00	0.485	10.61	1.71
02/06/2011 22:00	0.544	10.65	1.71
02/06/2011 23:00	0.602	10.59	1.71
03/06/2011 00:00	0.649	10.58	1.71
03/06/2011 01:00	0.676	10.61	1.7
03/06/2011 02:00	0.673	10.6	1.7
03/06/2011 03:00	0.621	10.6	1.7
03/06/2011 04:00	0.556	10.57	1.7
03/06/2011 05:00	0.494	10.58	1.7
03/06/2011 06:00	0.435	10.59	1.71
03/06/2011 07:00	0.414	10.61	1.71
03/06/2011 08:00	0.446	10.58	1.7
03/06/2011 09:00	0.497	10.61	1.71
03/06/2011 10:00	0.543	10.6	1.7
03/06/2011 11:00	0.6	10.6	1.7
03/06/2011 12:00	0.642	10.59	1.7
03/06/2011 13:00	0.661	10.62	1.7
03/06/2011 14:00	0.665	10.59	1.7
03/06/2011 15:00	0.623	10.61	1.7
03/06/2011 16:00	0.556	10.61	1.7
03/06/2011 17:00	0.483	10.57	1.7
03/06/2011 18:00	0.419	10.6	1.7
03/06/2011 19:00	0.384	10.62	1.7
03/06/2011 20:00	0.394	10.6	1.7
03/06/2011 21:00	0.44	10.59	1.7
03/06/2011 22:00	0.491	10.61	1.7
03/06/2011 23:00	0.547	10.63	1.7
04/06/2011 00:00	0.602	10.58	1.7
04/06/2011 01:00	0.65	10.65	1.7
04/06/2011 02:00	0.673	10.61	1.7
04/06/2011 03:00	0.658	10.59	1.7
04/06/2011 04:00	0.599	10.6	1.7
04/06/2011 05:00	0.536	10.6	1.7
04/06/2011 06:00	0.474	10.59	1.7
04/06/2011 07:00	0.428	10.57	1.7
04/06/2011 08:00	0.439	10.62	1.7
04/06/2011 09:00	0.488	10.61	1.7
04/06/2011 10:00	0.541	10.65	1.7
04/06/2011 11:00	0.598	10.61	1.7

04/06/2011 12:00	0.667	10.59	1.7
04/06/2011 13:00	0.709	10.63	1.7
04/06/2011 14:00	0.727	10.62	1.7
04/06/2011 15:00	0.715	10.6	1.7
04/06/2011 16:00	0.67	10.58	1.7
04/06/2011 17:00	0.597	10.63	1.7
04/06/2011 18:00	0.528	10.6	1.7
04/06/2011 19:00	0.47	10.6	1.7
04/06/2011 20:00	0.444	10.58	1.7
04/06/2011 21:00	0.469	10.63	1.7
04/06/2011 22:00	0.517	10.58	1.7
04/06/2011 23:00	0.572	10.59	1.7
05/06/2011 00:00	0.63	10.63	1.7
05/06/2011 01:00	0.683	10.61	1.7
05/06/2011 02:00	0.717	10.61	1.69
05/06/2011 03:00	0.733	10.59	1.69
05/06/2011 04:00	0.694	10.6	1.69
05/06/2011 05:00	0.633	10.61	1.69
05/06/2011 06:00	0.565	10.59	1.69
05/06/2011 07:00	0.503	10.62	1.69
05/06/2011 08:00	0.473	10.62	1.7
05/06/2011 09:00	0.495	10.61	1.7
05/06/2011 10:00	0.549	10.61	1.69
05/06/2011 11:00	0.595	10.61	1.69
05/06/2011 12:00	0.655	10.61	1.69
05/06/2011 13:00	0.702	10.61	1.69
05/06/2011 14:00	0.728	10.61	1.69
05/06/2011 15:00	0.731	10.62	1.69
05/06/2011 16:00	0.705	10.64	1.69
05/06/2011 17:00	0.642	10.61	1.69
05/06/2011 18:00	0.571	10.59	1.69
05/06/2011 19:00	0.5	10.59	1.69
05/06/2011 20:00	0.451	10.6	1.69
05/06/2011 21:00	0.441	10.59	1.69
05/06/2011 22:00	0.478	10.59	1.69
05/06/2011 23:00	0.521	10.63	1.69
06/06/2011 00:00	0.58	10.6	1.69
06/06/2011 01:00	0.643	10.62	1.69
06/06/2011 02:00	0.696	10.6	1.68
06/06/2011 03:00	0.736	10.59	1.68
06/06/2011 04:00	0.724	10.6	1.69
06/06/2011 05:00	0.682	10.59	1.68
06/06/2011 06:00	0.614	10.6	1.68
06/06/2011 07:00	0.553	10.57	1.68
06/06/2011 08:00	0.504	10.63	1.68
06/06/2011 09:00	0.492	10.61	1.68
06/06/2011 10:00	0.523	10.61	1.68
06/06/2011 11:00	0.568	10.62	1.68
06/06/2011 12:00	0.622	10.64	1.68
06/06/2011 13:00	0.676	10.58	1.68
06/06/2011 14:00	0.726	10.61	1.68
06/06/2011 15:00	0.739	10.63	1.68
06/06/2011 16:00	0.737	10.62	1.68
06/06/2011 17:00	0.685	10.62	1.68
06/06/2011 18:00	0.615	10.64	1.68
06/06/2011 19:00	0.549	10.59	1.68
06/06/2011 20:00	0.487	10.61	1.68
06/06/2011 21:00	0.444	10.61	1.68
06/06/2011 22:00	0.447	10.59	1.68

06/06/2011 23:00	0.48	10.61	1.68
07/06/2011 00:00	0.532	10.63	1.68
07/06/2011 01:00	0.591	10.64	1.68
07/06/2011 02:00	0.655	10.62	1.68
07/06/2011 03:00	0.709	10.62	1.68
07/06/2011 04:00	0.739	10.63	1.68
07/06/2011 05:00	0.723	10.61	1.68
07/06/2011 06:00	0.667	10.63	1.68
07/06/2011 07:00	0.607	10.59	1.68
07/06/2011 08:00	0.55	10.59	1.68
07/06/2011 09:00	0.498	10.61	1.68
07/06/2011 10:00	0.496	10.66	1.68
07/06/2011 11:00	0.524	10.6	1.68
07/06/2011 12:00	0.57	10.63	1.68
07/06/2011 13:00	0.62	10.67	1.68
07/06/2011 14:00	0.677	10.61	1.68
07/06/2011 15:00	0.712	10.62	1.68
07/06/2011 16:00	0.724	10.62	1.68
07/06/2011 17:00	0.706	10.64	1.68
07/06/2011 18:00	0.653	10.66	1.68
07/06/2011 19:00	0.589	10.58	1.68
07/06/2011 20:00	0.52	10.6	1.68
07/06/2011 21:00	0.459	10.63	1.68
07/06/2011 22:00	0.426	10.62	1.68
07/06/2011 23:00	0.427	10.62	1.68
08/06/2011 00:00	0.462	10.63	1.68
08/06/2011 01:00	0.511	10.64	1.68
08/06/2011 02:00	0.573	10.64	1.68
08/06/2011 03:00	0.629	10.68	1.68
08/06/2011 04:00	0.687	10.62	1.68
08/06/2011 05:00	0.713	10.64	1.68
08/06/2011 06:00	0.68	10.66	1.68
08/06/2011 07:00	0.622	10.63	1.68
08/06/2011 08:00	0.557	10.62	1.68
08/06/2011 09:00	0.503	10.63	1.68
08/06/2011 10:00	0.472	10.61	1.68
08/06/2011 11:00	0.479	10.64	1.68
08/06/2011 12:00	0.51	10.63	1.68
08/06/2011 13:00	0.561	10.64	1.68
08/06/2011 14:00	0.608	10.63	1.68
08/06/2011 15:00	0.656	10.66	1.68
08/06/2011 16:00	0.686	10.62	1.68
08/06/2011 17:00	0.697	10.66	1.68
08/06/2011 18:00	0.67	10.64	1.68
08/06/2011 19:00	0.61	10.63	1.68
08/06/2011 20:00	0.546	10.63	1.68
08/06/2011 21:00	0.481	10.61	1.68
08/06/2011 22:00	0.426	10.64	1.68
08/06/2011 23:00	0.39	10.61	1.68
09/06/2011 00:00	0.396	10.61	1.68
09/06/2011 01:00	0.428	10.66	1.68
09/06/2011 02:00	0.476	10.64	1.68
09/06/2011 03:00	0.541	10.63	1.68
09/06/2011 04:00	0.602	10.62	1.68
09/06/2011 05:00	0.662	10.65	1.68
09/06/2011 06:00	0.675	10.63	1.68
09/06/2011 07:00	0.647	10.65	1.68
09/06/2011 08:00	0.59	10.62	1.68
09/06/2011 09:00	0.542	10.64	1.68

09/06/2011 10:00	0.493	10.62	1.68
09/06/2011 11:00	0.465	10.65	1.68
09/06/2011 12:00	0.468	10.63	1.68
09/06/2011 13:00	0.505	10.62	1.68
09/06/2011 14:00	0.546	10.65	1.68
09/06/2011 15:00	0.599	10.64	1.68
09/06/2011 16:00	0.647	10.63	1.68
09/06/2011 17:00	0.677	10.66	1.68
09/06/2011 18:00	0.685	10.63	1.68
09/06/2011 19:00	0.663	10.62	1.68
09/06/2011 20:00	0.607	10.65	1.68
09/06/2011 21:00	0.545	10.64	1.68
09/06/2011 22:00	0.48	10.64	1.68
09/06/2011 23:00	0.425	10.64	1.68
10/06/2011 00:00	0.395	10.64	1.68
10/06/2011 01:00	0.396	10.65	1.68
10/06/2011 02:00	0.431	10.66	1.68
10/06/2011 03:00	0.484	10.66	1.68
10/06/2011 04:00	0.543	10.64	1.68
10/06/2011 05:00	0.602	10.63	1.68
10/06/2011 06:00	0.659	10.61	1.68
10/06/2011 07:00	0.677	10.63	1.68
10/06/2011 08:00	0.648	10.64	1.68
10/06/2011 09:00	0.607	10.65	1.68
10/06/2011 10:00	0.56	10.66	1.68
10/06/2011 11:00	0.515	10.62	1.68
10/06/2011 12:00	0.483	10.62	1.68
10/06/2011 13:00	0.479	10.63	1.68
10/06/2011 14:00	0.505	10.63	1.68
10/06/2011 15:00	0.54	10.62	1.68
10/06/2011 16:00	0.591	10.64	1.68
10/06/2011 17:00	0.646	10.64	1.68
10/06/2011 18:00	0.676	10.64	1.68
10/06/2011 19:00	0.685	10.64	1.68
10/06/2011 20:00	0.672	10.65	1.68
10/06/2011 21:00	0.624	10.64	1.68
10/06/2011 22:00	0.562	10.66	1.68
10/06/2011 23:00	0.497	10.65	1.68
11/06/2011 00:00	0.439	10.66	1.68
11/06/2011 01:00	0.405	10.64	1.68
11/06/2011 02:00	0.407	10.66	1.68
11/06/2011 03:00	0.438	10.62	1.68
11/06/2011 04:00	0.486	10.65	1.68
11/06/2011 05:00	0.54	10.64	1.68
11/06/2011 06:00	0.602	10.62	1.68
11/06/2011 07:00	0.654	10.66	1.68
11/06/2011 08:00	0.68	10.66	1.68
11/06/2011 09:00	0.669	10.62	1.68
11/06/2011 10:00	0.622	10.65	1.68
11/06/2011 11:00	0.567	10.67	1.68
11/06/2011 12:00	0.516	10.66	1.68
11/06/2011 13:00	0.478	10.65	1.68
11/06/2011 14:00	0.472	10.65	1.68
11/06/2011 15:00	0.493	10.67	1.68
11/06/2011 16:00	0.531	10.64	1.68
11/06/2011 17:00	0.579	10.63	1.68
11/06/2011 18:00	0.636	10.67	1.68
11/06/2011 19:00	0.679	10.68	1.68
11/06/2011 20:00	0.692	10.65	1.68

11/06/2011 21:00	0.68	10.63	1.68
11/06/2011 22:00	0.634	10.64	1.68
11/06/2011 23:00	0.573	10.64	1.68
12/06/2011 00:00	0.505	10.66	1.68
12/06/2011 01:00	0.45	10.67	1.68
12/06/2011 02:00	0.41	10.66	1.68
12/06/2011 03:00	0.405	10.67	1.69
12/06/2011 04:00	0.437	10.68	1.69
12/06/2011 05:00	0.486	10.66	1.68
12/06/2011 06:00	0.541	10.66	1.69
12/06/2011 07:00	0.591	10.66	1.69
12/06/2011 08:00	0.638	10.65	1.68
12/06/2011 09:00	0.661	10.65	1.68
12/06/2011 10:00	0.652	10.65	1.68
12/06/2011 11:00	0.611	10.65	1.68
12/06/2011 12:00	0.562	10.64	1.68
12/06/2011 13:00	0.511	10.64	1.68
12/06/2011 14:00	0.466	10.64	1.69
12/06/2011 15:00	0.455	10.64	1.69
12/06/2011 16:00	0.479	10.66	1.69
12/06/2011 17:00	0.523	10.65	1.69
12/06/2011 18:00	0.575	10.66	1.69
12/06/2011 19:00	0.631	10.65	1.69
12/06/2011 20:00	0.676	10.67	1.69
12/06/2011 21:00	0.692	10.69	1.69
12/06/2011 22:00	0.686	10.66	1.69
12/06/2011 23:00	0.639	10.69	1.69
13/06/2011 00:00	0.572	10.67	1.69
13/06/2011 01:00	0.511	10.66	1.69
13/06/2011 02:00	0.441	10.68	1.69
13/06/2011 03:00	0.397	10.67	1.69
13/06/2011 04:00	0.387	10.7	1.69
13/06/2011 05:00	0.408	10.66	1.69
13/06/2011 06:00	0.452	10.67	1.69
13/06/2011 07:00	0.513	10.68	1.69
13/06/2011 08:00	0.577	10.66	1.69
13/06/2011 09:00	0.636	10.66	1.69
13/06/2011 10:00	0.666	10.67	1.69
13/06/2011 11:00	0.648	10.64	1.69
13/06/2011 12:00	0.595	10.66	1.69
13/06/2011 13:00	0.538	10.65	1.69
13/06/2011 14:00	0.479	10.67	1.69
13/06/2011 15:00	0.432	10.66	1.69
13/06/2011 16:00	0.42	10.68	1.69
13/06/2011 17:00	0.444	10.65	1.69
13/06/2011 18:00	0.487	10.69	1.69
13/06/2011 19:00	0.557	10.66	1.7
13/06/2011 20:00	0.629	10.65	1.69
13/06/2011 21:00	0.682	10.65	1.69
13/06/2011 22:00	0.709	10.65	1.69
13/06/2011 23:00	0.712	10.68	1.69
14/06/2011 00:00	0.669	10.66	1.69
14/06/2011 01:00	0.605	10.66	1.69
14/06/2011 02:00	0.542	10.65	1.69
14/06/2011 03:00	0.48	10.66	1.69
14/06/2011 04:00	0.439	10.65	1.69
14/06/2011 05:00	0.44	10.67	1.69
14/06/2011 06:00	0.477	10.67	1.69
14/06/2011 07:00	0.527	10.66	1.7

14/06/2011 08:00	0.579	10.66	1.69
14/06/2011 09:00	0.641	10.65	1.69
14/06/2011 10:00	0.684	10.69	1.69
14/06/2011 11:00	0.701	10.67	1.69
14/06/2011 12:00	0.689	10.66	1.69
14/06/2011 13:00	0.635	10.64	1.69
14/06/2011 14:00	0.566	10.64	1.69
14/06/2011 15:00	0.504	10.66	1.69
14/06/2011 16:00	0.449	10.65	1.69
14/06/2011 17:00	0.431	10.66	1.69
14/06/2011 18:00	0.462	10.67	1.69
14/06/2011 19:00	0.516	10.68	1.7
14/06/2011 20:00	0.577	10.66	1.69
14/06/2011 21:00	0.64	10.67	1.69
14/06/2011 22:00	0.692	10.66	1.69
14/06/2011 23:00	0.714	10.68	1.69
15/06/2011 00:00	0.713	10.7	1.69
15/06/2011 01:00	0.674	10.67	1.69
15/06/2011 02:00	0.601	10.64	1.69
15/06/2011 03:00	0.528	10.67	1.69
15/06/2011 04:00	0.465	10.67	1.69
15/06/2011 05:00	0.421	10.66	1.69
15/06/2011 06:00	0.431	10.69	1.69
15/06/2011 07:00	0.47	10.67	1.69
15/06/2011 08:00	0.521	10.66	1.69
15/06/2011 09:00	0.574	10.68	1.69
15/06/2011 10:00	0.632	10.67	1.69
15/06/2011 11:00	0.666	10.69	1.69
15/06/2011 12:00	0.686	10.67	1.69
15/06/2011 13:00	0.658	10.68	1.69
15/06/2011 14:00	0.597	10.68	1.69
15/06/2011 15:00	0.532	10.67	1.69
15/06/2011 16:00	0.466	10.7	1.69
15/06/2011 17:00	0.417	10.68	1.69
15/06/2011 18:00	0.4	10.67	1.69
15/06/2011 19:00	0.448	10.66	1.69
15/06/2011 20:00	0.504	10.68	1.69
15/06/2011 21:00	0.567	10.68	1.69
15/06/2011 22:00	0.638	10.68	1.69
15/06/2011 23:00	0.699	10.69	1.69
16/06/2011 00:00	0.727	10.69	1.69
16/06/2011 01:00	0.727	10.69	1.69
16/06/2011 02:00	0.675	10.66	1.69
16/06/2011 03:00	0.609	10.67	1.69
16/06/2011 04:00	0.539	10.66	1.69
16/06/2011 05:00	0.482	10.65	1.69
16/06/2011 06:00	0.451	10.67	1.69
16/06/2011 07:00	0.479	10.69	1.69
16/06/2011 08:00	0.523	10.68	1.69
16/06/2011 09:00	0.57	10.67	1.69
16/06/2011 10:00	0.639	10.7	1.69
16/06/2011 11:00	0.698	10.71	1.69
16/06/2011 12:00	0.733	10.66	1.69
16/06/2011 13:00	0.745	10.67	1.68
16/06/2011 14:00	0.717	10.67	1.68
16/06/2011 15:00	0.647	10.66	1.69
16/06/2011 16:00	0.566	10.7	1.68
16/06/2011 17:00	0.493	10.66	1.68
16/06/2011 18:00	0.433	10.69	1.68

16/06/2011 19:00	0.438	10.69	1.68
16/06/2011 20:00	0.489	10.68	1.68
16/06/2011 21:00	0.544	10.69	1.68
16/06/2011 22:00	0.607	10.68	1.69
16/06/2011 23:00	0.673	10.68	1.68
17/06/2011 00:00	0.725	10.7	1.68
17/06/2011 01:00	0.76	10.72	1.68
17/06/2011 02:00	0.741	10.67	1.68
17/06/2011 03:00	0.68	10.67	1.68
17/06/2011 04:00	0.608	10.67	1.68
17/06/2011 05:00	0.539	10.7	1.68
17/06/2011 06:00	0.482	10.66	1.68
17/06/2011 07:00	0.458	10.67	1.68
17/06/2011 08:00	0.493	10.68	1.68
17/06/2011 09:00	0.543	10.69	1.68
17/06/2011 10:00	0.609	10.69	1.68
17/06/2011 11:00	0.678	10.67	1.68
17/06/2011 12:00	0.731	10.68	1.68
17/06/2011 13:00	0.744	10.69	1.68
17/06/2011 14:00	0.744	10.71	1.68
17/06/2011 15:00	0.698	10.7	1.68
17/06/2011 16:00	0.628	10.66	1.68
17/06/2011 17:00	0.557	10.67	1.68
17/06/2011 18:00	0.485	10.67	1.68
17/06/2011 19:00	0.435	10.67	1.68
17/06/2011 20:00	0.437	10.67	1.68
17/06/2011 21:00	0.482	10.68	1.68
17/06/2011 22:00	0.545	10.7	1.68
17/06/2011 23:00	0.627	10.68	1.68
18/06/2011 00:00	0.699	10.7	1.68
18/06/2011 01:00	0.755	10.7	1.68
18/06/2011 02:00	0.789	10.71	1.68
18/06/2011 03:00	0.767	10.68	1.68
18/06/2011 04:00	0.69	10.68	1.68
18/06/2011 05:00	0.625	10.69	1.68
18/06/2011 06:00	0.559	10.69	1.68
18/06/2011 07:00	0.507	10.68	1.68
18/06/2011 08:00	0.516	10.7	1.68
18/06/2011 09:00	0.555	10.69	1.68
18/06/2011 10:00	0.603	10.69	1.68
18/06/2011 11:00	0.663	10.68	1.68
18/06/2011 12:00	0.736	10.71	1.68
18/06/2011 13:00	0.787	10.69	1.68
18/06/2011 14:00	0.789	10.69	1.68
18/06/2011 15:00	0.765	10.69	1.68
18/06/2011 16:00	0.699	10.7	1.68
18/06/2011 17:00	0.622	10.69	1.68
18/06/2011 18:00	0.554	10.69	1.68
18/06/2011 19:00	0.489	10.69	1.68
18/06/2011 20:00	0.456	10.68	1.68
18/06/2011 21:00	0.481	10.69	1.68
18/06/2011 22:00	0.527	10.68	1.68
18/06/2011 23:00	0.589	10.7	1.68
19/06/2011 00:00	0.655	10.69	1.68
19/06/2011 01:00	0.723	10.69	1.68
19/06/2011 02:00	0.783	10.7	1.68
19/06/2011 03:00	0.798	10.7	1.68
19/06/2011 04:00	0.757	10.69	1.68
19/06/2011 05:00	0.698	10.68	1.68

19/06/2011 06:00	0.636	10.69	1.68
19/06/2011 07:00	0.575	10.69	1.68
19/06/2011 08:00	0.545	10.7	1.68
19/06/2011 09:00	0.563	10.71	1.68
19/06/2011 10:00	0.613	10.72	1.68
19/06/2011 11:00	0.67	10.7	1.68
19/06/2011 12:00	0.738	10.68	1.68
19/06/2011 13:00	0.788	10.7	1.68
19/06/2011 14:00	0.813	10.67	1.68
19/06/2011 15:00	0.809	10.7	1.68
19/06/2011 16:00	0.769	10.69	1.68
19/06/2011 17:00	0.704	10.68	1.68
19/06/2011 18:00	0.621	10.71	1.68
19/06/2011 19:00	0.544	10.68	1.68
19/06/2011 20:00	0.484	10.72	1.68
19/06/2011 21:00	0.461	10.7	1.68
19/06/2011 22:00	0.487	10.7	1.68
19/06/2011 23:00	0.531	10.69	1.68
20/06/2011 00:00	0.591	10.7	1.68
20/06/2011 01:00	0.654	10.69	1.68
20/06/2011 02:00	0.712	10.71	1.68
20/06/2011 03:00	0.754	10.7	1.68
20/06/2011 04:00	0.759	10.73	1.68
20/06/2011 05:00	0.705	10.71	1.68
20/06/2011 06:00	0.641	10.67	1.68
20/06/2011 07:00	0.574	10.68	1.68
20/06/2011 08:00	0.518	10.7	1.68
20/06/2011 09:00	0.501	10.7	1.68
20/06/2011 10:00	0.539	10.69	1.68
20/06/2011 11:00	0.592	10.71	1.68
20/06/2011 12:00	0.648	10.71	1.68
20/06/2011 13:00	0.714	10.72	1.68
20/06/2011 14:00	0.765	10.7	1.68
20/06/2011 15:00	0.777	10.7	1.68
20/06/2011 16:00	0.774	10.7	1.68
20/06/2011 17:00	0.733	10.69	1.68
20/06/2011 18:00	0.662	10.7	1.68
20/06/2011 19:00	0.592	10.69	1.68
20/06/2011 20:00	0.52	10.69	1.68
20/06/2011 21:00	0.468	10.72	1.68
20/06/2011 22:00	0.455	10.68	1.68
20/06/2011 23:00	0.482	10.71	1.68
21/06/2011 00:00	0.522	10.7	1.68
21/06/2011 01:00	0.585	10.69	1.68
21/06/2011 02:00	0.648	10.69	1.68
21/06/2011 03:00	0.709	10.71	1.68
21/06/2011 04:00	0.749	10.68	1.68
21/06/2011 05:00	0.732	10.71	1.68
21/06/2011 06:00	0.681	10.71	1.68
21/06/2011 07:00	0.618	10.69	1.68
21/06/2011 08:00	0.561	10.7	1.68
21/06/2011 09:00	0.519	10.71	1.68
21/06/2011 10:00	0.512	10.7	1.68
21/06/2011 11:00	0.555	10.71	1.68
21/06/2011 12:00	0.6	10.72	1.69
21/06/2011 13:00	0.657	10.72	1.68
21/06/2011 14:00	0.719	10.71	1.69
21/06/2011 15:00	0.757	10.71	1.68
21/06/2011 16:00	0.762	10.72	1.68

21/06/2011 17:00	0.743	10.71	1.68
21/06/2011 18:00	0.689	10.7	1.68
21/06/2011 19:00	0.619	10.7	1.68
21/06/2011 20:00	0.553	10.69	1.68
21/06/2011 21:00	0.489	10.72	1.7
21/06/2011 22:00	0.457	10.7	1.69
21/06/2011 23:00	0.457	10.7	1.7
22/06/2011 00:00	0.483	10.72	1.69
22/06/2011 01:00	0.529	10.71	1.69
22/06/2011 02:00	0.589	10.71	1.69
22/06/2011 03:00	0.65	10.69	1.69
22/06/2011 04:00	0.703	10.71	1.69
22/06/2011 05:00	0.729	10.7	1.69
22/06/2011 06:00	0.698	10.69	1.69
22/06/2011 07:00	0.645	10.68	1.69
22/06/2011 08:00	0.591	10.69	1.69
22/06/2011 09:00	0.542	10.69	1.69
22/06/2011 10:00	0.513	10.72	1.7
22/06/2011 11:00	0.528	10.7	1.69
22/06/2011 12:00	0.57	10.72	1.69
22/06/2011 13:00	0.616	10.71	1.69
22/06/2011 14:00	0.661	10.7	1.69
22/06/2011 15:00	0.721	10.69	1.69
22/06/2011 16:00	0.753	10.71	1.68
22/06/2011 17:00	0.755	10.7	1.68
22/06/2011 18:00	0.724	10.71	1.68
22/06/2011 19:00	0.674	10.67	1.68
22/06/2011 20:00	0.61	10.69	1.68
22/06/2011 21:00	0.549	10.72	1.69
22/06/2011 22:00	0.507	10.72	1.69
22/06/2011 23:00	0.486	10.71	1.69
23/06/2011 00:00	0.492	10.68	1.69
23/06/2011 01:00	0.521	10.7	1.69
23/06/2011 02:00	0.574	10.71	1.69
23/06/2011 03:00	0.63	10.72	1.69
23/06/2011 04:00	0.685	10.7	1.68
23/06/2011 05:00	0.733	10.72	1.69
23/06/2011 06:00	0.736	10.72	1.7
23/06/2011 07:00	0.702	10.7	1.69
23/06/2011 08:00	0.656	10.7	1.69
23/06/2011 09:00	0.609	10.7	1.69
23/06/2011 10:00	0.565	10.71	1.69
23/06/2011 11:00	0.547	10.73	1.69
23/06/2011 12:00	0.569	10.71	1.69
23/06/2011 13:00	0.601	10.72	1.7
23/06/2011 14:00	0.657	10.7	1.69
23/06/2011 15:00	0.698	10.7	1.7

END OF DATA FILE OF DATALOGGER FOR WINDOWS

_K4979_110715103403.CSV

Data file for DataLogger.

=====

COMPANY : <Company name>
COMP.STATUS: Done
DATE : 15/07/2011
TIME : 10:42:43
FILENAME : C:\Documents and Settings\All Users\Application Data\DiverOffice\Sizewell\CSV\pz2009_
CREATED BY : SWS Diver-Office 4.0.76.0

===== BEGINNING OF DATA =====

[Logger settings]

Instrument type =CTD-Diver=17
Status =Started =0
Serial number =..00-K4971 317.
Instrument number =
=0

Location =pz2009_2
Sample period =M60
Sample method =T
Number of channels =3

[Channel 1]

Identification =WATER HEAD
Reference level =4.000 m
Range =17.500 m
Master level =1750 CMH2O
Altitude =0 m

[Channel 2]

Identification =TEMPERATURE
Reference level =-20.00 °C
Range =100.00 °C

[Channel 3]

Identification =1: CONDUCTIVITY
Reference level =0.00 mS/cm
Range =120.00 mS/cm

[Series settings]

Serial number =..00-K4971 317.
Instrument number =
Location =pz2009_2
Sample period =00 00:60:00 0
Sample method =T
Start date / time =00:00:06 09/04/11
End date / time =00:00:16 23/06/11

[Channel 1 from data header]

Identification =WATER HEAD
Reference level =4.000 m
Range =17.500 m
Master level =1750 CMH2O
Altitude =0 m

[Channel 2 from data header]

Identification =TEMPERATURE
Reference level =-20.00 °C
Range =100.00 °C

[Channel 3 from data header]

Identification =1: CONDUCTIVITY

Reference level =0.00 mS/cm
Range =120.00 mS/cm

[Data]

1811

Date/time	Water head[m]	Temperature[°C]	1:Conductivity[mS/cm]
09/04/2011 06:00	0.707	9.32	1.59
09/04/2011 07:00	0.634	9.45	1.59
09/04/2011 08:00	0.568	9.38	1.59
09/04/2011 09:00	0.529	9.41	1.59
09/04/2011 10:00	0.538	9.45	1.59
09/04/2011 11:00	0.571	9.26	1.58
09/04/2011 12:00	0.609	9.38	1.59
09/04/2011 13:00	0.661	9.43	1.59
09/04/2011 14:00	0.712	9.48	1.59
09/04/2011 15:00	0.748	9.33	1.58
09/04/2011 16:00	0.761	9.33	1.58
09/04/2011 17:00	0.738	9.33	1.58
09/04/2011 18:00	0.682	9.3	1.58
09/04/2011 19:00	0.622	9.46	1.59
09/04/2011 20:00	0.556	9.26	1.58
09/04/2011 21:00	0.509	9.35	1.58
09/04/2011 22:00	0.5	9.44	1.59
09/04/2011 23:00	0.533	9.46	1.59
10/04/2011 00:00	0.568	9.44	1.59
10/04/2011 01:00	0.616	9.31	1.58
10/04/2011 02:00	0.678	9.47	1.59
10/04/2011 03:00	0.729	9.47	1.59
10/04/2011 04:00	0.761	9.4	1.58
10/04/2011 05:00	0.753	9.34	1.58
10/04/2011 06:00	0.709	9.31	1.58
10/04/2011 07:00	0.648	9.26	1.58
10/04/2011 08:00	0.584	9.48	1.59
10/04/2011 09:00	0.531	9.53	1.59
10/04/2011 10:00	0.505	9.52	1.59
10/04/2011 11:00	0.523	9.45	1.58
10/04/2011 12:00	0.559	9.32	1.58
10/04/2011 13:00	0.607	9.32	1.58
10/04/2011 14:00	0.652	9.52	1.59
10/04/2011 15:00	0.705	9.41	1.58
10/04/2011 16:00	0.74	9.43	1.58
10/04/2011 17:00	0.747	9.32	1.58
10/04/2011 18:00	0.717	9.48	1.58
10/04/2011 19:00	0.661	9.32	1.58
10/04/2011 20:00	0.606	9.49	1.58
10/04/2011 21:00	0.542	9.41	1.58
10/04/2011 22:00	0.502	9.45	1.58
10/04/2011 23:00	0.499	9.49	1.58
11/04/2011 00:00	0.524	9.39	1.58
11/04/2011 01:00	0.56	9.44	1.58
11/04/2011 02:00	0.607	9.56	1.58
11/04/2011 03:00	0.661	9.52	1.58
11/04/2011 04:00	0.712	9.44	1.58
11/04/2011 05:00	0.745	9.42	1.58
11/04/2011 06:00	0.734	9.58	1.58
11/04/2011 07:00	0.692	9.34	1.57
11/04/2011 08:00	0.636	9.24	1.57
11/04/2011 09:00	0.584	9.32	1.57

11/04/2011 10:00	0.547	9.36	1.58
11/04/2011 11:00	0.536	9.44	1.58
11/04/2011 12:00	0.417	9.29	1.57
11/04/2011 13:00	0.57	9.49	1.58
11/04/2011 14:00	0.623	9.46	1.58
11/04/2011 15:00	0.671	9.5	1.58
11/04/2011 16:00	0.719	9.49	1.58
11/04/2011 17:00	0.751	9.55	1.58
11/04/2011 18:00	0.754	9.48	1.58
11/04/2011 19:00	0.723	9.43	1.57
11/04/2011 20:00	0.672	9.47	1.58
11/04/2011 21:00	0.614	9.32	1.57
11/04/2011 22:00	0.566	9.48	1.58
11/04/2011 23:00	0.535	9.29	1.57
12/04/2011 00:00	0.533	9.51	1.58
12/04/2011 01:00	0.55	9.56	1.58
12/04/2011 02:00	0.587	9.4	1.57
12/04/2011 03:00	0.638	9.51	1.58
12/04/2011 04:00	0.7	9.53	1.58
12/04/2011 05:00	0.748	9.35	1.57
12/04/2011 06:00	0.787	9.53	1.58
12/04/2011 07:00	0.791	9.33	1.57
12/04/2011 08:00	0.754	9.34	1.57
12/04/2011 09:00	0.71	9.49	1.57
12/04/2011 10:00	0.571	9.34	1.57
12/04/2011 11:00	0.613	9.5	1.57
12/04/2011 12:00	0.599	9.51	1.57
12/04/2011 13:00	0.601	9.46	1.57
12/04/2011 14:00	0.561	9.41	1.57
12/04/2011 15:00	0.652	9.49	1.57
12/04/2011 16:00	0.697	9.36	1.56
12/04/2011 17:00	0.739	9.48	1.57
12/04/2011 18:00	0.77	9.44	1.57
12/04/2011 19:00	0.773	9.5	1.57
12/04/2011 20:00	0.746	9.41	1.56
12/04/2011 21:00	0.697	9.39	1.56
12/04/2011 22:00	0.64	9.32	1.56
12/04/2011 23:00	0.581	9.51	1.57
13/04/2011 00:00	0.535	9.51	1.57
13/04/2011 01:00	0.505	9.52	1.57
13/04/2011 02:00	0.508	9.48	1.57
13/04/2011 03:00	0.539	9.45	1.56
13/04/2011 04:00	0.588	9.53	1.57
13/04/2011 05:00	0.636	9.54	1.57
13/04/2011 06:00	0.691	9.5	1.56
13/04/2011 07:00	0.727	9.59	1.57
13/04/2011 08:00	0.739	9.39	1.56
13/04/2011 09:00	0.714	9.45	1.56
13/04/2011 10:00	0.671	9.49	1.56
13/04/2011 11:00	0.623	9.48	1.56
13/04/2011 12:00	0.568	9.48	1.56
13/04/2011 13:00	0.549	9.32	1.56
13/04/2011 14:00	0.537	9.38	1.56
13/04/2011 15:00	0.553	9.53	1.56
13/04/2011 16:00	0.566	9.52	1.56
13/04/2011 17:00	0.625	9.35	1.56
13/04/2011 18:00	0.68	9.57	1.56
13/04/2011 19:00	0.716	9.38	1.56
13/04/2011 20:00	0.734	9.39	1.56

13/04/2011 21:00	0.725	9.39	1.56
13/04/2011 22:00	0.683	9.38	1.56
13/04/2011 23:00	0.627	9.35	1.56
14/04/2011 00:00	0.571	9.43	1.56
14/04/2011 01:00	0.521	9.51	1.56
14/04/2011 02:00	0.489	9.57	1.56
14/04/2011 03:00	0.493	9.55	1.56
14/04/2011 04:00	0.532	9.58	1.56
14/04/2011 05:00	0.579	9.49	1.56
14/04/2011 06:00	0.642	9.37	1.55
14/04/2011 07:00	0.703	9.5	1.56
14/04/2011 08:00	0.756	9.48	1.56
14/04/2011 09:00	0.783	9.45	1.56
14/04/2011 10:00	0.741	9.47	1.56
14/04/2011 11:00	0.721	9.48	1.56
14/04/2011 12:00	0.676	9.42	1.55
14/04/2011 13:00	0.622	9.47	1.55
14/04/2011 14:00	0.575	9.55	1.56
14/04/2011 15:00	0.438	9.46	1.55
14/04/2011 16:00	-0.732	9.07	1.53
14/04/2011 17:00	0.619	9.47	1.55
14/04/2011 18:00	0.677	9.35	1.54
14/04/2011 19:00	0.722	9.62	1.56
14/04/2011 20:00	0.76	9.31	1.54
14/04/2011 21:00	0.776	9.27	1.54
14/04/2011 22:00	0.77	9.31	1.54
14/04/2011 23:00	0.725	9.31	1.54
15/04/2011 00:00	0.667	9.29	1.54
15/04/2011 01:00	0.6	9.5	1.55
15/04/2011 02:00	0.534	9.31	1.54
15/04/2011 03:00	0.493	9.43	1.55
15/04/2011 04:00	0.489	9.27	1.54
15/04/2011 05:00	0.523	9.37	1.54
15/04/2011 06:00	0.574	9.45	1.55
15/04/2011 07:00	0.635	9.29	1.54
15/04/2011 08:00	0.692	9.48	1.55
15/04/2011 09:00	0.71	9.29	1.54
15/04/2011 10:00	0.766	9.3	1.54
15/04/2011 11:00	0.758	9.3	1.54
15/04/2011 12:00	0.698	9.24	1.54
15/04/2011 13:00	0.638	9.29	1.54
15/04/2011 14:00	0.574	9.35	1.54
15/04/2011 15:00	0.521	9.36	1.54
15/04/2011 16:00	0.503	9.33	1.54
15/04/2011 17:00	0.529	9.36	1.54
15/04/2011 18:00	0.581	9.43	1.54
15/04/2011 19:00	0.634	9.44	1.54
15/04/2011 20:00	0.694	9.3	1.54
15/04/2011 21:00	0.735	9.38	1.54
15/04/2011 22:00	0.755	9.28	1.54
15/04/2011 23:00	0.752	9.25	1.54
16/04/2011 00:00	0.71	9.25	1.54
16/04/2011 01:00	0.637	9.44	1.54
16/04/2011 02:00	0.563	9.35	1.54
16/04/2011 03:00	0.495	9.36	1.54
16/04/2011 04:00	0.455	9.3	1.54
16/04/2011 05:00	0.467	9.27	1.54
16/04/2011 06:00	0.515	9.35	1.54
16/04/2011 07:00	0.579	9.47	1.54

16/04/2011 08:00	0.64	9.49	1.54
16/04/2011 09:00	0.713	9.54	1.54
16/04/2011 10:00	0.761	9.39	1.54
16/04/2011 11:00	0.783	9.41	1.54
16/04/2011 12:00	0.77	9.34	1.54
16/04/2011 13:00	0.709	9.35	1.54
16/04/2011 14:00	0.643	9.48	1.54
16/04/2011 15:00	0.572	9.32	1.53
16/04/2011 16:00	0.519	9.36	1.54
16/04/2011 17:00	0.512	9.42	1.54
16/04/2011 18:00	0.555	9.39	1.54
16/04/2011 19:00	0.618	9.48	1.54
16/04/2011 20:00	0.683	9.22	1.53
16/04/2011 21:00	0.75	9.35	1.53
16/04/2011 22:00	0.79	9.49	1.54
16/04/2011 23:00	0.795	9.39	1.54
17/04/2011 00:00	0.786	9.29	1.53
17/04/2011 01:00	0.72	9.33	1.53
17/04/2011 02:00	0.639	9.44	1.54
17/04/2011 03:00	0.551	9.28	1.53
17/04/2011 04:00	0.478	9.42	1.53
17/04/2011 05:00	0.441	9.38	1.53
17/04/2011 06:00	0.464	9.48	1.54
17/04/2011 07:00	0.523	9.57	1.54
17/04/2011 08:00	0.585	9.37	1.53
17/04/2011 09:00	0.654	9.37	1.53
17/04/2011 10:00	0.726	9.5	1.54
17/04/2011 11:00	0.768	9.27	1.53
17/04/2011 12:00	0.792	9.35	1.53
17/04/2011 13:00	0.758	9.45	1.53
17/04/2011 14:00	0.687	9.31	1.53
17/04/2011 15:00	0.613	9.37	1.53
17/04/2011 16:00	0.539	9.23	1.52
17/04/2011 17:00	0.486	9.27	1.52
17/04/2011 18:00	0.51	9.3	1.52
17/04/2011 19:00	0.569	9.43	1.53
17/04/2011 20:00	0.633	9.33	1.52
17/04/2011 21:00	0.701	9.38	1.53
17/04/2011 22:00	0.77	9.37	1.53
17/04/2011 23:00	0.812	9.4	1.53
18/04/2011 00:00	0.811	9.33	1.52
18/04/2011 01:00	0.787	9.38	1.53
18/04/2011 02:00	0.718	9.54	1.53
18/04/2011 03:00	0.626	9.4	1.53
18/04/2011 04:00	0.538	9.29	1.52
18/04/2011 05:00	0.462	9.33	1.52
18/04/2011 06:00	0.43	9.3	1.52
18/04/2011 07:00	0.472	9.38	1.52
18/04/2011 08:00	0.535	9.27	1.52
18/04/2011 09:00	0.597	9.48	1.53
18/04/2011 10:00	0.674	9.37	1.52
18/04/2011 11:00	0.748	9.44	1.53
18/04/2011 12:00	0.76	9.37	1.52
18/04/2011 13:00	0.788	9.34	1.52
18/04/2011 14:00	0.732	9.35	1.52
18/04/2011 15:00	0.654	9.42	1.51
18/04/2011 16:00	0.578	9.28	1.49
18/04/2011 17:00	0.506	9.4	1.48
18/04/2011 18:00	0.47	9.29	1.47

18/04/2011 19:00	0.505	9.32	1.46
18/04/2011 20:00	0.575	9.5	1.46
18/04/2011 21:00	0.636	9.35	1.46
18/04/2011 22:00	0.713	9.38	1.46
18/04/2011 23:00	0.786	9.49	1.46
19/04/2011 00:00	0.813	9.41	1.45
19/04/2011 01:00	0.817	9.34	1.45
19/04/2011 02:00	0.787	9.46	1.45
19/04/2011 03:00	0.694	9.48	1.45
19/04/2011 04:00	0.602	9.5	1.45
19/04/2011 05:00	0.511	9.32	1.44
19/04/2011 06:00	0.437	9.38	1.44
19/04/2011 07:00	0.426	9.42	1.44
19/04/2011 08:00	0.48	9.32	1.44
19/04/2011 09:00	0.534	9.42	1.44
19/04/2011 10:00	0.605	9.36	1.44
19/04/2011 11:00	0.681	9.42	1.44
19/04/2011 12:00	0.75	9.42	1.44
19/04/2011 13:00	0.785	9.39	1.44
19/04/2011 14:00	0.781	9.56	1.45
19/04/2011 15:00	0.714	9.38	1.44
19/04/2011 16:00	0.636	9.29	1.44
19/04/2011 17:00	0.562	9.35	1.44
19/04/2011 18:00	0.495	9.33	1.44
19/04/2011 19:00	0.471	9.36	1.44
19/04/2011 20:00	0.531	9.37	1.44
19/04/2011 21:00	0.594	9.37	1.44
19/04/2011 22:00	0.667	9.28	1.43
19/04/2011 23:00	0.753	9.36	1.44
20/04/2011 00:00	0.816	9.52	1.44
20/04/2011 01:00	0.844	9.33	1.43
20/04/2011 02:00	0.849	9.44	1.44
20/04/2011 03:00	0.8	9.37	1.43
20/04/2011 04:00	0.706	9.41	1.44
20/04/2011 05:00	0.621	9.4	1.44
20/04/2011 06:00	0.53	9.34	1.43
20/04/2011 07:00	0.468	9.32	1.43
20/04/2011 08:00	0.473	9.4	1.43
20/04/2011 09:00	0.524	9.36	1.43
20/04/2011 10:00	0.58	9.45	1.44
20/04/2011 11:00	0.655	9.4	1.43
20/04/2011 12:00	0.741	9.43	1.43
20/04/2011 13:00	0.784	9.56	1.44
20/04/2011 14:00	0.799	9.44	1.43
20/04/2011 15:00	0.77	9.41	1.43
20/04/2011 16:00	0.699	9.48	1.43
20/04/2011 17:00	0.616	9.43	1.43
20/04/2011 18:00	0.53	9.34	1.43
20/04/2011 19:00	0.467	9.35	1.43
20/04/2011 20:00	0.456	9.38	1.43
20/04/2011 21:00	0.515	9.4	1.43
20/04/2011 22:00	0.577	9.37	1.43
20/04/2011 23:00	0.648	9.38	1.43
21/04/2011 00:00	0.733	9.44	1.43
21/04/2011 01:00	0.795	9.43	1.43
21/04/2011 02:00	0.815	9.52	1.43
21/04/2011 03:00	0.824	9.46	1.43
21/04/2011 04:00	0.757	9.42	1.43
21/04/2011 05:00	0.671	9.35	1.42

21/04/2011 06:00	0.592	9.37	1.42
21/04/2011 07:00	0.512	9.39	1.42
21/04/2011 08:00	0.474	9.36	1.42
21/04/2011 09:00	0.499	9.4	1.42
21/04/2011 10:00	0.556	9.33	1.42
21/04/2011 11:00	0.611	9.51	1.43
21/04/2011 12:00	0.684	9.43	1.42
21/04/2011 13:00	0.752	9.4	1.42
21/04/2011 14:00	0.785	9.37	1.42
21/04/2011 15:00	0.796	9.49	1.42
21/04/2011 16:00	0.759	9.44	1.42
21/04/2011 17:00	0.682	9.43	1.42
21/04/2011 18:00	0.607	9.4	1.42
21/04/2011 19:00	0.53	9.49	1.42
21/04/2011 20:00	0.472	9.49	1.42
21/04/2011 21:00	0.484	9.4	1.42
21/04/2011 22:00	0.539	9.38	1.42
21/04/2011 23:00	0.602	9.36	1.42
22/04/2011 00:00	0.668	9.5	1.42
22/04/2011 01:00	0.748	9.42	1.42
22/04/2011 02:00	0.801	9.49	1.42
22/04/2011 03:00	0.832	9.49	1.42
22/04/2011 04:00	0.819	9.51	1.42
22/04/2011 05:00	0.75	9.35	1.41
22/04/2011 06:00	0.674	9.42	1.42
22/04/2011 07:00	0.593	9.43	1.42
22/04/2011 08:00	0.524	9.54	1.42
22/04/2011 09:00	0.499	9.37	1.41
22/04/2011 10:00	0.524	9.34	1.41
22/04/2011 11:00	0.574	9.47	1.41
22/04/2011 12:00	0.631	9.45	1.41
22/04/2011 13:00	0.697	9.38	1.41
22/04/2011 14:00	0.747	9.49	1.41
22/04/2011 15:00	0.777	9.46	1.41
22/04/2011 16:00	0.779	9.47	1.41
22/04/2011 17:00	0.721	9.39	1.41
22/04/2011 18:00	0.652	9.42	1.41
22/04/2011 19:00	0.575	9.34	1.41
22/04/2011 20:00	0.512	9.49	1.41
22/04/2011 21:00	0.468	9.5	1.41
22/04/2011 22:00	0.477	9.47	1.41
22/04/2011 23:00	0.521	9.5	1.41
23/04/2011 00:00	0.573	9.45	1.41
23/04/2011 01:00	0.644	9.43	1.41
23/04/2011 02:00	0.716	9.47	1.41
23/04/2011 03:00	0.765	9.43	1.41
23/04/2011 04:00	0.797	9.55	1.41
23/04/2011 05:00	0.776	9.42	1.41
23/04/2011 06:00	0.714	9.49	1.41
23/04/2011 07:00	0.644	9.42	1.41
23/04/2011 08:00	0.572	9.46	1.41
23/04/2011 09:00	0.515	9.41	1.4
23/04/2011 10:00	0.506	9.34	1.4
23/04/2011 11:00	0.538	9.39	1.4
23/04/2011 12:00	0.588	9.38	1.4
23/04/2011 13:00	0.641	9.49	1.41
23/04/2011 14:00	0.706	9.47	1.41
23/04/2011 15:00	0.75	9.54	1.41
23/04/2011 16:00	0.766	9.44	1.4

23/04/2011 17:00	0.757	9.46	1.4
23/04/2011 18:00	0.705	9.4	1.4
23/04/2011 19:00	0.633	9.46	1.4
23/04/2011 20:00	0.561	9.41	1.4
23/04/2011 21:00	0.503	9.39	1.4
23/04/2011 22:00	0.469	9.44	1.4
23/04/2011 23:00	0.481	9.45	1.4
24/04/2011 00:00	0.525	9.51	1.4
24/04/2011 01:00	0.575	9.48	1.4
24/04/2011 02:00	0.639	9.44	1.4
24/04/2011 03:00	0.704	9.52	1.4
24/04/2011 04:00	0.762	9.47	1.4
24/04/2011 05:00	0.791	9.47	1.4
24/04/2011 06:00	0.767	9.42	1.4
24/04/2011 07:00	0.714	9.42	1.4
24/04/2011 08:00	0.652	9.43	1.4
24/04/2011 09:00	0.596	9.46	1.4
24/04/2011 10:00	0.562	9.53	1.4
24/04/2011 11:00	0.561	9.46	1.4
24/04/2011 12:00	0.592	9.5	1.4
24/04/2011 13:00	0.633	9.56	1.4
24/04/2011 14:00	0.684	9.49	1.4
24/04/2011 15:00	0.733	9.49	1.4
24/04/2011 16:00	0.768	9.46	1.4
24/04/2011 17:00	0.777	9.45	1.4
24/04/2011 18:00	0.758	9.54	1.4
24/04/2011 19:00	0.707	9.54	1.4
24/04/2011 20:00	0.637	9.44	1.4
24/04/2011 21:00	0.564	9.48	1.4
24/04/2011 22:00	0.515	9.51	1.4
24/04/2011 23:00	0.485	9.49	1.4
25/04/2011 00:00	0.488	9.44	1.4
25/04/2011 01:00	0.516	9.46	1.4
25/04/2011 02:00	0.564	9.49	1.4
25/04/2011 03:00	0.62	9.49	1.4
25/04/2011 04:00	0.682	9.48	1.4
25/04/2011 05:00	0.74	9.45	1.39
25/04/2011 06:00	0.771	9.54	1.4
25/04/2011 07:00	0.752	9.48	1.4
25/04/2011 08:00	0.71	9.51	1.4
25/04/2011 09:00	0.656	9.51	1.4
25/04/2011 10:00	0.602	9.59	1.4
25/04/2011 11:00	0.57	9.44	1.39
25/04/2011 12:00	0.562	9.58	1.4
25/04/2011 13:00	0.583	9.43	1.39
25/04/2011 14:00	0.615	9.52	1.39
25/04/2011 15:00	0.657	9.49	1.39
25/04/2011 16:00	0.695	9.45	1.39
25/04/2011 17:00	0.731	9.6	1.4
25/04/2011 18:00	0.749	9.46	1.39
25/04/2011 19:00	0.737	9.51	1.39
25/04/2011 20:00	0.691	9.46	1.39
25/04/2011 21:00	0.634	9.54	1.39
25/04/2011 22:00	0.578	9.47	1.39
25/04/2011 23:00	0.524	9.55	1.39
26/04/2011 00:00	0.495	9.56	1.39
26/04/2011 01:00	0.491	9.56	1.39
26/04/2011 02:00	0.519	9.53	1.39
26/04/2011 03:00	0.55	9.57	1.39

26/04/2011 04:00	0.608	9.54	1.39
26/04/2011 05:00	0.664	9.49	1.39
26/04/2011 06:00	0.711	9.55	1.39
26/04/2011 07:00	0.749	9.61	1.39
26/04/2011 08:00	0.746	9.57	1.39
26/04/2011 09:00	0.716	9.48	1.39
26/04/2011 10:00	0.669	9.52	1.39
26/04/2011 11:00	0.628	9.53	1.39
26/04/2011 12:00	0.585	9.45	1.38
26/04/2011 13:00	0.574	9.47	1.38
26/04/2011 14:00	0.586	9.42	1.38
26/04/2011 15:00	0.616	9.49	1.38
26/04/2011 16:00	0.655	9.51	1.38
26/04/2011 17:00	0.702	9.51	1.38
26/04/2011 18:00	0.733	9.49	1.38
26/04/2011 19:00	0.749	9.58	1.39
26/04/2011 20:00	0.734	9.47	1.38
26/04/2011 21:00	0.703	9.49	1.38
26/04/2011 22:00	0.652	9.45	1.38
26/04/2011 23:00	0.599	9.47	1.38
27/04/2011 00:00	0.549	9.54	1.38
27/04/2011 01:00	0.509	9.52	1.38
27/04/2011 02:00	0.495	9.5	1.38
27/04/2011 03:00	0.505	9.53	1.38
27/04/2011 04:00	0.542	9.58	1.38
27/04/2011 05:00	0.594	9.57	1.38
27/04/2011 06:00	0.647	9.62	1.39
27/04/2011 07:00	0.703	9.46	1.38
27/04/2011 08:00	0.745	9.5	1.38
27/04/2011 09:00	0.752	9.48	1.38
27/04/2011 10:00	0.73	9.5	1.38
27/04/2011 11:00	0.694	9.6	1.38
27/04/2011 12:00	0.65	9.44	1.38
27/04/2011 13:00	0.609	9.52	1.38
27/04/2011 14:00	0.585	9.58	1.38
27/04/2011 15:00	0.595	9.5	1.38
27/04/2011 16:00	0.624	9.53	1.38
27/04/2011 17:00	0.657	9.52	1.38
27/04/2011 18:00	0.704	9.49	1.38
27/04/2011 19:00	0.744	9.49	1.38
27/04/2011 20:00	0.763	9.5	1.38
27/04/2011 21:00	0.762	9.51	1.38
27/04/2011 22:00	0.728	9.52	1.38
27/04/2011 23:00	0.68	9.56	1.38
28/04/2011 00:00	0.62	9.55	1.38
28/04/2011 01:00	0.571	9.54	1.38
28/04/2011 02:00	0.526	9.54	1.38
28/04/2011 03:00	0.512	9.55	1.38
28/04/2011 04:00	0.526	9.49	1.38
28/04/2011 05:00	0.561	9.54	1.38
28/04/2011 06:00	0.614	9.51	1.38
28/04/2011 07:00	0.665	9.56	1.38
28/04/2011 08:00	0.721	9.51	1.38
28/04/2011 09:00	0.763	9.55	1.38
28/04/2011 10:00	0.78	9.57	1.38
28/04/2011 11:00	0.76	9.57	1.38
28/04/2011 12:00	0.715	9.54	1.38
28/04/2011 13:00	0.667	9.5	1.37
28/04/2011 14:00	0.616	9.52	1.37

28/04/2011 15:00	0.597	9.5	1.37
28/04/2011 16:00	0.614	9.54	1.37
28/04/2011 17:00	0.645	9.53	1.37
28/04/2011 18:00	0.683	9.55	1.37
28/04/2011 19:00	0.73	9.55	1.37
28/04/2011 20:00	0.768	9.52	1.37
28/04/2011 21:00	0.785	9.49	1.37
28/04/2011 22:00	0.787	9.53	1.37
28/04/2011 23:00	0.756	9.54	1.37
29/04/2011 00:00	0.7	9.49	1.37
29/04/2011 01:00	0.635	9.52	1.37
29/04/2011 02:00	0.576	9.56	1.37
29/04/2011 03:00	0.536	9.53	1.37
29/04/2011 04:00	0.516	9.55	1.37
29/04/2011 05:00	0.535	9.53	1.37
29/04/2011 06:00	0.571	9.52	1.37
29/04/2011 07:00	0.622	9.58	1.37
29/04/2011 08:00	0.676	9.53	1.37
29/04/2011 09:00	0.727	9.56	1.37
29/04/2011 10:00	0.762	9.55	1.37
29/04/2011 11:00	0.766	9.59	1.37
29/04/2011 12:00	0.737	9.54	1.37
29/04/2011 13:00	0.693	9.56	1.37
29/04/2011 14:00	0.64	9.55	1.37
29/04/2011 15:00	0.597	9.54	1.37
29/04/2011 16:00	0.577	9.56	1.37
29/04/2011 17:00	0.597	9.55	1.37
29/04/2011 18:00	0.638	9.58	1.37
29/04/2011 19:00	0.686	9.55	1.36
29/04/2011 20:00	0.734	9.59	1.37
29/04/2011 21:00	0.779	9.53	1.36
29/04/2011 22:00	0.801	9.56	1.36
29/04/2011 23:00	0.797	9.56	1.36
30/04/2011 00:00	0.757	9.58	1.36
30/04/2011 01:00	0.697	9.56	1.36
30/04/2011 02:00	0.631	9.57	1.36
30/04/2011 03:00	0.569	9.52	1.36
30/04/2011 04:00	0.532	9.56	1.36
30/04/2011 05:00	0.529	9.57	1.36
30/04/2011 06:00	0.554	9.53	1.36
30/04/2011 07:00	0.595	9.54	1.36
30/04/2011 08:00	0.651	9.63	1.36
30/04/2011 09:00	0.704	9.65	1.36
30/04/2011 10:00	0.751	9.69	1.37
30/04/2011 11:00	0.787	9.56	1.36
30/04/2011 12:00	0.775	9.54	1.36
30/04/2011 13:00	0.722	9.58	1.36
30/04/2011 14:00	0.67	9.54	1.36
30/04/2011 15:00	0.614	9.56	1.36
30/04/2011 16:00	0.574	9.56	1.36
30/04/2011 17:00	0.573	9.59	1.36
30/04/2011 18:00	0.606	9.58	1.36
30/04/2011 19:00	0.659	9.58	1.36
30/04/2011 20:00	0.713	9.6	1.36
30/04/2011 21:00	0.763	9.59	1.36
30/04/2011 22:00	0.797	9.6	1.36
30/04/2011 23:00	0.812	9.58	1.36
01/05/2011 00:00	0.799	9.59	1.36
01/05/2011 01:00	0.743	9.61	1.36

01/05/2011 02:00	0.677	9.61	1.36
01/05/2011 03:00	0.612	9.57	1.36
01/05/2011 04:00	0.556	9.59	1.36
01/05/2011 05:00	0.529	9.54	1.36
01/05/2011 06:00	0.537	9.63	1.36
01/05/2011 07:00	0.577	9.65	1.36
01/05/2011 08:00	0.622	9.62	1.36
01/05/2011 09:00	0.677	9.59	1.36
01/05/2011 10:00	0.733	9.55	1.36
01/05/2011 11:00	0.778	9.62	1.36
01/05/2011 12:00	0.79	9.62	1.36
01/05/2011 13:00	0.763	9.63	1.36
01/05/2011 14:00	0.707	9.58	1.36
01/05/2011 15:00	0.642	9.59	1.36
01/05/2011 16:00	0.588	9.57	1.35
01/05/2011 17:00	0.555	9.62	1.36
01/05/2011 18:00	0.574	9.61	1.36
01/05/2011 19:00	0.622	9.66	1.36
01/05/2011 20:00	0.673	9.62	1.35
01/05/2011 21:00	0.733	9.61	1.35
01/05/2011 22:00	0.785	9.63	1.35
01/05/2011 23:00	0.818	9.63	1.35
02/05/2011 00:00	0.825	9.61	1.35
02/05/2011 01:00	0.794	9.63	1.35
02/05/2011 02:00	0.73	9.6	1.35
02/05/2011 03:00	0.661	9.61	1.35
02/05/2011 04:00	0.589	9.62	1.35
02/05/2011 05:00	0.538	9.61	1.35
02/05/2011 06:00	0.525	9.66	1.35
02/05/2011 07:00	0.55	9.64	1.35
02/05/2011 08:00	0.597	9.63	1.35
02/05/2011 09:00	0.65	9.65	1.35
02/05/2011 10:00	0.708	9.66	1.35
02/05/2011 11:00	0.755	9.62	1.35
02/05/2011 12:00	0.788	9.64	1.35
02/05/2011 13:00	0.781	9.62	1.35
02/05/2011 14:00	0.732	9.63	1.35
02/05/2011 15:00	0.664	9.6	1.35
02/05/2011 16:00	0.603	9.59	1.35
02/05/2011 17:00	0.554	9.64	1.35
02/05/2011 18:00	0.545	9.63	1.35
02/05/2011 19:00	0.581	9.62	1.35
02/05/2011 20:00	0.639	9.65	1.35
02/05/2011 21:00	0.695	9.64	1.35
02/05/2011 22:00	0.749	9.66	1.35
02/05/2011 23:00	0.796	9.64	1.35
03/05/2011 00:00	0.807	9.66	1.35
03/05/2011 01:00	0.805	9.62	1.35
03/05/2011 02:00	0.758	9.66	1.35
03/05/2011 03:00	0.682	9.63	1.35
03/05/2011 04:00	0.608	9.61	1.34
03/05/2011 05:00	0.54	9.62	1.34
03/05/2011 06:00	0.504	9.63	1.34
03/05/2011 07:00	0.527	9.64	1.34
03/05/2011 08:00	0.575	9.64	1.34
03/05/2011 09:00	0.624	9.64	1.34
03/05/2011 10:00	0.681	9.66	1.34
03/05/2011 11:00	0.741	9.68	1.35
03/05/2011 12:00	0.777	9.66	1.34

03/05/2011 13:00	0.787	9.67	1.34
03/05/2011 14:00	0.758	9.66	1.34
03/05/2011 15:00	0.687	9.69	1.34
03/05/2011 16:00	0.615	9.7	1.34
03/05/2011 17:00	0.544	9.65	1.34
03/05/2011 18:00	0.504	9.66	1.34
03/05/2011 19:00	0.522	9.63	1.34
03/05/2011 20:00	0.57	9.66	1.34
03/05/2011 21:00	0.631	9.68	1.34
03/05/2011 22:00	0.692	9.66	1.34
03/05/2011 23:00	0.751	9.69	1.34
04/05/2011 00:00	0.791	9.69	1.34
04/05/2011 01:00	0.813	9.68	1.34
04/05/2011 02:00	0.791	9.65	1.34
04/05/2011 03:00	0.723	9.71	1.34
04/05/2011 04:00	0.646	9.66	1.34
04/05/2011 05:00	0.579	9.65	1.34
04/05/2011 06:00	0.521	9.67	1.34
04/05/2011 07:00	0.511	9.65	1.34
04/05/2011 08:00	0.549	9.67	1.34
04/05/2011 09:00	0.595	9.68	1.34
04/05/2011 10:00	0.653	9.67	1.34
04/05/2011 11:00	0.712	9.75	1.34
04/05/2011 12:00	0.766	9.63	1.34
04/05/2011 13:00	0.786	9.68	1.34
04/05/2011 14:00	0.781	9.69	1.34
04/05/2011 15:00	0.726	9.65	1.34
04/05/2011 16:00	0.653	9.68	1.34
04/05/2011 17:00	0.58	9.72	1.34
04/05/2011 18:00	0.509	9.65	1.34
04/05/2011 19:00	0.493	9.68	1.34
04/05/2011 20:00	0.523	9.67	1.34
04/05/2011 21:00	0.572	9.67	1.34
04/05/2011 22:00	0.625	9.72	1.34
04/05/2011 23:00	0.69	9.71	1.34
05/05/2011 00:00	0.743	9.7	1.34
05/05/2011 01:00	0.773	9.69	1.34
05/05/2011 02:00	0.782	9.7	1.34
05/05/2011 03:00	0.732	9.68	1.34
05/05/2011 04:00	0.658	9.69	1.34
05/05/2011 05:00	0.591	9.67	1.34
05/05/2011 06:00	0.521	9.7	1.34
05/05/2011 07:00	0.482	9.64	1.34
05/05/2011 08:00	0.497	9.65	1.34
05/05/2011 09:00	0.54	9.73	1.34
05/05/2011 10:00	0.585	9.7	1.34
05/05/2011 11:00	0.649	9.69	1.34
05/05/2011 12:00	0.709	9.7	1.34
05/05/2011 13:00	0.746	9.68	1.34
05/05/2011 14:00	0.759	9.7	1.34
05/05/2011 15:00	0.728	9.7	1.34
05/05/2011 16:00	0.661	9.7	1.34
05/05/2011 17:00	0.591	9.7	1.34
05/05/2011 18:00	0.52	9.68	1.34
05/05/2011 19:00	0.468	9.7	1.34
05/05/2011 20:00	0.466	9.7	1.33
05/05/2011 21:00	0.502	9.72	1.34
05/05/2011 22:00	0.553	9.76	1.34
05/05/2011 23:00	0.611	9.73	1.34

06/05/2011 00:00	0.674	9.69	1.33
06/05/2011 01:00	0.725	9.69	1.33
06/05/2011 02:00	0.757	9.72	1.33
06/05/2011 03:00	0.743	9.71	1.33
06/05/2011 04:00	0.678	9.68	1.33
06/05/2011 05:00	0.612	9.71	1.33
06/05/2011 06:00	0.543	9.69	1.33
06/05/2011 07:00	0.487	9.73	1.33
06/05/2011 08:00	0.474	9.7	1.33
06/05/2011 09:00	0.505	9.76	1.33
06/05/2011 10:00	0.558	9.7	1.33
06/05/2011 11:00	0.609	9.7	1.33
06/05/2011 12:00	0.67	9.76	1.33
06/05/2011 13:00	0.723	9.73	1.33
06/05/2011 14:00	0.745	9.74	1.33
06/05/2011 15:00	0.745	9.71	1.33
06/05/2011 16:00	0.696	9.72	1.33
06/05/2011 17:00	0.62	9.73	1.33
06/05/2011 18:00	0.549	9.69	1.33
06/05/2011 19:00	0.488	9.67	1.33
06/05/2011 20:00	0.456	9.73	1.33
06/05/2011 21:00	0.477	9.71	1.33
06/05/2011 22:00	0.521	9.72	1.33
06/05/2011 23:00	0.575	9.7	1.33
07/05/2011 00:00	0.639	9.73	1.33
07/05/2011 01:00	0.699	9.72	1.33
07/05/2011 02:00	0.746	9.72	1.33
07/05/2011 03:00	0.766	9.74	1.33
07/05/2011 04:00	0.728	9.73	1.33
07/05/2011 05:00	0.659	9.71	1.33
07/05/2011 06:00	0.593	9.7	1.33
07/05/2011 07:00	0.533	9.68	1.32
07/05/2011 08:00	0.493	9.72	1.33
07/05/2011 09:00	0.503	9.75	1.33
07/05/2011 10:00	0.548	9.73	1.33
07/05/2011 11:00	0.599	9.77	1.33
07/05/2011 12:00	0.662	9.71	1.32
07/05/2011 13:00	0.72	9.77	1.33
07/05/2011 14:00	0.752	9.77	1.32
07/05/2011 15:00	0.766	9.77	1.32
07/05/2011 16:00	0.746	9.77	1.32
07/05/2011 17:00	0.683	9.73	1.32
07/05/2011 18:00	0.611	9.74	1.32
07/05/2011 19:00	0.541	9.76	1.32
07/05/2011 20:00	0.483	9.74	1.32
07/05/2011 21:00	0.471	9.74	1.32
07/05/2011 22:00	0.505	9.7	1.32
07/05/2011 23:00	0.542	9.75	1.32
08/05/2011 00:00	0.602	9.74	1.32
08/05/2011 01:00	0.662	9.73	1.32
08/05/2011 02:00	0.724	9.75	1.32
08/05/2011 03:00	0.764	9.76	1.32
08/05/2011 04:00	0.768	9.77	1.32
08/05/2011 05:00	0.709	9.76	1.32
08/05/2011 06:00	0.642	9.79	1.32
08/05/2011 07:00	0.578	9.71	1.32
08/05/2011 08:00	0.521	9.74	1.32
08/05/2011 09:00	0.494	9.75	1.32
08/05/2011 10:00	0.506	9.78	1.32

08/05/2011 11:00	0.536	9.78	1.32
08/05/2011 12:00	0.59	9.79	1.32
08/05/2011 13:00	0.635	9.79	1.32
08/05/2011 14:00	0.684	9.78	1.32
08/05/2011 15:00	0.704	9.77	1.32
08/05/2011 16:00	0.709	9.76	1.32
08/05/2011 17:00	0.665	9.75	1.32
08/05/2011 18:00	0.6	9.78	1.32
08/05/2011 19:00	0.542	9.73	1.32
08/05/2011 20:00	0.476	9.74	1.32
08/05/2011 21:00	0.431	9.77	1.32
08/05/2011 22:00	0.425	9.8	1.32
08/05/2011 23:00	0.452	9.76	1.32
09/05/2011 00:00	0.5	9.78	1.32
09/05/2011 01:00	0.563	9.81	1.32
09/05/2011 02:00	0.625	9.77	1.32
09/05/2011 03:00	0.681	9.79	1.32
09/05/2011 04:00	0.718	9.78	1.32
09/05/2011 05:00	0.71	9.8	1.32
09/05/2011 06:00	0.661	9.8	1.32
09/05/2011 07:00	0.604	9.79	1.32
09/05/2011 08:00	0.546	9.8	1.32
09/05/2011 09:00	0.508	9.78	1.32
09/05/2011 10:00	0.51	9.78	1.32
09/05/2011 11:00	0.541	9.8	1.32
09/05/2011 12:00	0.587	9.79	1.32
09/05/2011 13:00	0.641	9.83	1.32
09/05/2011 14:00	0.697	9.83	1.32
09/05/2011 15:00	0.737	9.79	1.31
09/05/2011 16:00	0.75	9.8	1.31
09/05/2011 17:00	0.742	9.78	1.31
09/05/2011 18:00	0.701	9.78	1.31
09/05/2011 19:00	0.639	9.78	1.31
09/05/2011 20:00	0.57	9.76	1.31
09/05/2011 21:00	0.508	9.77	1.31
09/05/2011 22:00	0.47	9.77	1.31
09/05/2011 23:00	0.469	9.78	1.31
10/05/2011 00:00	0.499	9.75	1.31
10/05/2011 01:00	0.543	9.76	1.31
10/05/2011 02:00	0.609	9.78	1.31
10/05/2011 03:00	0.672	9.78	1.31
10/05/2011 04:00	0.721	9.8	1.3
10/05/2011 05:00	0.754	9.78	1.3
10/05/2011 06:00	0.74	9.77	1.3
10/05/2011 07:00	0.687	9.78	1.3
10/05/2011 08:00	0.616	9.77	1.3
10/05/2011 09:00	0.565	9.77	1.3
10/05/2011 10:00	0.528	9.79	1.3
10/05/2011 11:00	0.525	9.78	1.3
10/05/2011 12:00	0.55	9.81	1.3
10/05/2011 13:00	0.581	9.79	1.3
10/05/2011 14:00	0.625	9.78	1.3
10/05/2011 15:00	0.674	9.8	1.3
10/05/2011 16:00	0.709	9.8	1.3
10/05/2011 17:00	0.722	9.79	1.3
10/05/2011 18:00	0.712	9.82	1.3
10/05/2011 19:00	0.667	9.8	1.3
10/05/2011 20:00	0.605	9.77	1.3
10/05/2011 21:00	0.54	9.76	1.3

10/05/2011 22:00	0.478	9.8	1.3
10/05/2011 23:00	0.445	9.78	1.3
11/05/2011 00:00	0.434	9.79	1.3
11/05/2011 01:00	0.46	9.8	1.3
11/05/2011 02:00	0.505	9.82	1.3
11/05/2011 03:00	0.564	9.81	1.29
11/05/2011 04:00	0.629	9.81	1.29
11/05/2011 05:00	0.688	9.8	1.29
11/05/2011 06:00	0.724	9.81	1.29
11/05/2011 07:00	0.711	9.8	1.29
11/05/2011 08:00	0.669	9.8	1.29
11/05/2011 09:00	0.619	9.79	1.29
11/05/2011 10:00	0.574	9.81	1.29
11/05/2011 11:00	0.541	9.81	1.29
11/05/2011 12:00	0.546	9.79	1.29
11/05/2011 13:00	0.571	9.82	1.29
11/05/2011 14:00	0.605	9.81	1.29
11/05/2011 15:00	0.648	9.83	1.29
11/05/2011 16:00	0.704	9.82	1.29
11/05/2011 17:00	0.742	9.82	1.29
11/05/2011 18:00	0.753	9.82	1.29
11/05/2011 19:00	0.746	9.83	1.29
11/05/2011 20:00	0.705	9.82	1.29
11/05/2011 21:00	0.643	9.8	1.29
11/05/2011 22:00	0.577	9.79	1.29
11/05/2011 23:00	0.517	9.81	1.29
12/05/2011 00:00	0.472	9.81	1.29
12/05/2011 01:00	0.457	9.82	1.29
12/05/2011 02:00	0.473	9.82	1.29
12/05/2011 03:00	0.515	9.85	1.29
12/05/2011 04:00	0.573	9.82	1.28
12/05/2011 05:00	0.633	9.83	1.28
12/05/2011 06:00	0.688	9.82	1.28
12/05/2011 07:00	0.722	9.81	1.28
12/05/2011 08:00	0.713	9.82	1.28
12/05/2011 09:00	0.677	9.84	1.28
12/05/2011 10:00	0.631	9.83	1.28
12/05/2011 11:00	0.577	9.83	1.28
12/05/2011 12:00	0.541	9.82	1.28
12/05/2011 13:00	0.516	9.83	1.28
12/05/2011 14:00	0.529	9.82	1.28
12/05/2011 15:00	0.563	9.84	1.28
12/05/2011 16:00	0.612	9.83	1.28
12/05/2011 17:00	0.659	9.83	1.28
12/05/2011 18:00	0.699	9.84	1.28
12/05/2011 19:00	0.732	9.84	1.28
12/05/2011 20:00	0.728	9.86	1.28
12/05/2011 21:00	0.693	9.87	1.28
12/05/2011 22:00	0.634	9.85	1.28
12/05/2011 23:00	0.571	9.86	1.28
13/05/2011 00:00	0.503	9.84	1.28
13/05/2011 01:00	0.454	9.85	1.28
13/05/2011 02:00	0.438	9.84	1.28
13/05/2011 03:00	0.453	9.87	1.28
13/05/2011 04:00	0.493	9.85	1.28
13/05/2011 05:00	0.557	9.85	1.28
13/05/2011 06:00	0.622	9.85	1.28
13/05/2011 07:00	0.675	9.84	1.28
13/05/2011 08:00	0.715	9.89	1.28

13/05/2011 09:00	0.726	9.88	1.28
13/05/2011 10:00	0.697	9.86	1.28
13/05/2011 11:00	0.654	9.87	1.28
13/05/2011 12:00	0.6	9.88	1.28
13/05/2011 13:00	0.547	9.86	1.28
13/05/2011 14:00	0.514	9.85	1.28
13/05/2011 15:00	0.513	9.86	1.28
13/05/2011 16:00	0.549	9.87	1.28
13/05/2011 17:00	0.594	9.86	1.28
13/05/2011 18:00	0.649	9.87	1.28
13/05/2011 19:00	0.696	9.87	1.28
13/05/2011 20:00	0.72	9.86	1.28
13/05/2011 21:00	0.727	9.86	1.28
13/05/2011 22:00	0.698	9.88	1.28
13/05/2011 23:00	0.639	9.86	1.28
14/05/2011 00:00	0.571	9.86	1.28
14/05/2011 01:00	0.501	9.86	1.28
14/05/2011 02:00	0.444	9.86	1.28
14/05/2011 03:00	0.43	9.85	1.28
14/05/2011 04:00	0.446	9.86	1.28
14/05/2011 05:00	0.493	9.89	1.28
14/05/2011 06:00	0.551	9.88	1.28
14/05/2011 07:00	0.609	9.88	1.28
14/05/2011 08:00	0.666	9.89	1.28
14/05/2011 09:00	0.708	9.88	1.28
14/05/2011 10:00	0.725	9.9	1.28
14/05/2011 11:00	0.695	9.9	1.28
14/05/2011 12:00	0.645	9.88	1.28
14/05/2011 13:00	0.586	9.87	1.28
14/05/2011 14:00	0.533	9.87	1.28
14/05/2011 15:00	0.497	9.87	1.28
14/05/2011 16:00	0.515	9.86	1.28
14/05/2011 17:00	0.56	9.89	1.28
14/05/2011 18:00	0.615	9.88	1.28
14/05/2011 19:00	0.677	9.88	1.28
14/05/2011 20:00	0.73	9.89	1.28
14/05/2011 21:00	0.757	9.91	1.28
14/05/2011 22:00	0.758	9.87	1.28
14/05/2011 23:00	0.727	9.9	1.28
15/05/2011 00:00	0.659	9.89	1.28
15/05/2011 01:00	0.582	9.87	1.27
15/05/2011 02:00	0.51	9.87	1.27
15/05/2011 03:00	0.441	9.9	1.28
15/05/2011 04:00	0.421	9.88	1.27
15/05/2011 05:00	0.454	9.88	1.27
15/05/2011 06:00	0.511	9.89	1.27
15/05/2011 07:00	0.567	9.92	1.28
15/05/2011 08:00	0.63	9.9	1.27
15/05/2011 09:00	0.692	9.89	1.27
15/05/2011 10:00	0.731	9.89	1.27
15/05/2011 11:00	0.748	9.9	1.27
15/05/2011 12:00	0.712	9.9	1.27
15/05/2011 13:00	0.645	9.9	1.27
15/05/2011 14:00	0.582	9.89	1.27
15/05/2011 15:00	0.517	9.89	1.27
15/05/2011 16:00	0.474	9.9	1.27
15/05/2011 17:00	0.495	9.91	1.27
15/05/2011 18:00	0.545	9.9	1.27
15/05/2011 19:00	0.606	9.92	1.27

15/05/2011 20:00	0.671	9.92	1.27
15/05/2011 21:00	0.72	9.89	1.27
15/05/2011 22:00	0.747	9.92	1.27
15/05/2011 23:00	0.746	9.94	1.27
16/05/2011 00:00	0.709	9.92	1.27
16/05/2011 01:00	0.637	9.9	1.27
16/05/2011 02:00	0.55	9.91	1.27
16/05/2011 03:00	0.47	9.91	1.27
16/05/2011 04:00	0.409	9.93	1.27
16/05/2011 05:00	0.392	9.94	1.27
16/05/2011 06:00	0.436	9.93	1.27
16/05/2011 07:00	0.489	9.9	1.27
16/05/2011 08:00	0.549	9.93	1.27
16/05/2011 09:00	0.621	9.93	1.27
16/05/2011 10:00	0.682	9.93	1.27
16/05/2011 11:00	0.716	9.93	1.27
16/05/2011 12:00	0.719	9.94	1.27
16/05/2011 13:00	0.665	9.94	1.27
16/05/2011 14:00	0.59	9.93	1.27
16/05/2011 15:00	0.52	9.91	1.27
16/05/2011 16:00	0.458	9.94	1.27
16/05/2011 17:00	0.435	9.94	1.27
16/05/2011 18:00	0.475	9.93	1.27
16/05/2011 19:00	0.534	9.94	1.27
16/05/2011 20:00	0.603	9.93	1.27
16/05/2011 21:00	0.677	9.91	1.27
16/05/2011 22:00	0.739	9.94	1.27
16/05/2011 23:00	0.764	9.95	1.27
17/05/2011 00:00	0.773	9.94	1.27
17/05/2011 01:00	0.732	9.93	1.27
17/05/2011 02:00	0.651	9.94	1.27
17/05/2011 03:00	0.568	9.93	1.27
17/05/2011 04:00	0.49	9.94	1.27
17/05/2011 05:00	0.434	9.95	1.27
17/05/2011 06:00	0.436	9.94	1.27
17/05/2011 07:00	0.488	9.94	1.27
17/05/2011 08:00	0.546	9.92	1.27
17/05/2011 09:00	0.615	9.95	1.27
17/05/2011 10:00	0.691	9.93	1.27
17/05/2011 11:00	0.743	9.94	1.27
17/05/2011 12:00	0.765	9.95	1.27
17/05/2011 13:00	0.755	9.95	1.27
17/05/2011 14:00	0.693	9.95	1.27
17/05/2011 15:00	0.61	9.95	1.27
17/05/2011 16:00	0.536	9.94	1.27
17/05/2011 17:00	0.469	9.95	1.27
17/05/2011 18:00	0.445	9.94	1.27
17/05/2011 19:00	0.486	9.94	1.27
17/05/2011 20:00	0.546	9.96	1.27
17/05/2011 21:00	0.611	9.95	1.27
17/05/2011 22:00	0.688	9.96	1.27
17/05/2011 23:00	0.749	9.96	1.27
18/05/2011 00:00	0.771	9.94	1.27
18/05/2011 01:00	0.776	9.95	1.27
18/05/2011 02:00	0.717	9.94	1.27
18/05/2011 03:00	0.632	9.94	1.27
18/05/2011 04:00	0.549	9.95	1.27
18/05/2011 05:00	0.473	9.95	1.27
18/05/2011 06:00	0.413	9.97	1.27

18/05/2011 07:00	0.428	9.93	1.27
18/05/2011 08:00	0.475	9.96	1.27
18/05/2011 09:00	0.533	9.96	1.27
18/05/2011 10:00	0.602	9.96	1.27
18/05/2011 11:00	0.673	9.96	1.27
18/05/2011 12:00	0.715	9.97	1.27
18/05/2011 13:00	0.725	9.99	1.27
18/05/2011 14:00	0.7	9.98	1.27
18/05/2011 15:00	0.624	9.97	1.27
18/05/2011 16:00	0.547	9.97	1.27
18/05/2011 17:00	0.47	9.96	1.27
18/05/2011 18:00	0.416	9.96	1.27
18/05/2011 19:00	0.42	9.96	1.27
18/05/2011 20:00	0.484	9.98	1.27
18/05/2011 21:00	0.551	9.97	1.27
18/05/2011 22:00	0.624	9.98	1.27
18/05/2011 23:00	0.708	9.97	1.27
19/05/2011 00:00	0.768	9.98	1.27
19/05/2011 01:00	0.796	9.98	1.27
19/05/2011 02:00	0.801	9.99	1.27
19/05/2011 03:00	0.738	9.98	1.27
19/05/2011 04:00	0.657	9.99	1.27
19/05/2011 05:00	0.573	9.95	1.27
19/05/2011 06:00	0.502	9.98	1.27
19/05/2011 07:00	0.464	9.98	1.27
19/05/2011 08:00	0.495	9.98	1.27
19/05/2011 09:00	0.557	9.99	1.27
19/05/2011 10:00	0.626	9.98	1.27
19/05/2011 11:00	0.699	9.98	1.27
19/05/2011 12:00	0.771	9.99	1.27
19/05/2011 13:00	0.797	10	1.27
19/05/2011 14:00	0.798	9.99	1.27
19/05/2011 15:00	0.751	9.97	1.27
19/05/2011 16:00	0.677	9.99	1.27
19/05/2011 17:00	0.591	9.98	1.27
19/05/2011 18:00	0.512	9.99	1.27
19/05/2011 19:00	0.463	10.01	1.27
19/05/2011 20:00	0.469	9.97	1.27
19/05/2011 21:00	0.524	9.98	1.27
19/05/2011 22:00	0.586	9.99	1.27
19/05/2011 23:00	0.653	9.99	1.27
20/05/2011 00:00	0.726	10.01	1.27
20/05/2011 01:00	0.771	10.01	1.27
20/05/2011 02:00	0.79	9.99	1.27
20/05/2011 03:00	0.772	10	1.27
20/05/2011 04:00	0.699	10.01	1.27
20/05/2011 05:00	0.615	10	1.27
20/05/2011 06:00	0.54	10	1.27
20/05/2011 07:00	0.466	10	1.27
20/05/2011 08:00	0.437	10	1.27
20/05/2011 09:00	0.467	10.01	1.27
20/05/2011 10:00	0.52	10.01	1.27
20/05/2011 11:00	0.579	10.02	1.27
20/05/2011 12:00	0.644	9.99	1.27
20/05/2011 13:00	0.701	9.99	1.27
20/05/2011 14:00	0.719	10	1.27
20/05/2011 15:00	0.719	9.99	1.27
20/05/2011 16:00	0.667	10.02	1.27
20/05/2011 17:00	0.591	10	1.27

20/05/2011 18:00	0.514	10	1.28
20/05/2011 19:00	0.444	10.01	1.28
20/05/2011 20:00	0.407	9.99	1.28
20/05/2011 21:00	0.434	10.01	1.28
20/05/2011 22:00	0.49	10.02	1.28
20/05/2011 23:00	0.551	10.01	1.28
21/05/2011 00:00	0.625	10.03	1.28
21/05/2011 01:00	0.698	10.02	1.28
21/05/2011 02:00	0.749	10.02	1.28
21/05/2011 03:00	0.779	10.01	1.28
21/05/2011 04:00	0.754	10.04	1.28
21/05/2011 05:00	0.688	10.01	1.28
21/05/2011 06:00	0.613	10.03	1.28
21/05/2011 07:00	0.539	10	1.28
21/05/2011 08:00	0.482	9.99	1.28
21/05/2011 09:00	0.483	10.02	1.28
21/05/2011 10:00	0.529	10.01	1.28
21/05/2011 11:00	0.585	10	1.28
21/05/2011 12:00	0.642	10.02	1.28
21/05/2011 13:00	0.705	10.02	1.28
21/05/2011 14:00	0.738	10.02	1.28
21/05/2011 15:00	0.742	10.03	1.28
21/05/2011 16:00	0.726	10.03	1.28
21/05/2011 17:00	0.66	10.01	1.28
21/05/2011 18:00	0.58	10	1.28
21/05/2011 19:00	0.514	10.01	1.28
21/05/2011 20:00	0.449	10	1.28
21/05/2011 21:00	0.42	10.02	1.28
21/05/2011 22:00	0.44	10.01	1.28
21/05/2011 23:00	0.482	10.03	1.28
22/05/2011 00:00	0.535	10.04	1.28
22/05/2011 01:00	0.599	10.02	1.28
22/05/2011 02:00	0.662	10.01	1.28
22/05/2011 03:00	0.708	10.04	1.28
22/05/2011 04:00	0.723	10.03	1.28
22/05/2011 05:00	0.681	10.03	1.28
22/05/2011 06:00	0.612	10.02	1.28
22/05/2011 07:00	0.545	10.02	1.28
22/05/2011 08:00	0.483	10.02	1.28
22/05/2011 09:00	0.443	10.03	1.28
22/05/2011 10:00	0.45	10.05	1.28
22/05/2011 11:00	0.492	10.04	1.28
22/05/2011 12:00	0.544	10.04	1.28
22/05/2011 13:00	0.604	10.03	1.28
22/05/2011 14:00	0.656	10.04	1.28
22/05/2011 15:00	0.693	10.06	1.28
22/05/2011 16:00	0.699	10.04	1.28
22/05/2011 17:00	0.662	10.02	1.28
22/05/2011 18:00	0.592	10.05	1.28
22/05/2011 19:00	0.533	10.04	1.28
22/05/2011 20:00	0.467	10.04	1.28
22/05/2011 21:00	0.425	10.05	1.28
22/05/2011 22:00	0.412	10.06	1.28
22/05/2011 23:00	0.44	10.04	1.28
23/05/2011 00:00	0.491	10.05	1.28
23/05/2011 01:00	0.552	10.04	1.28
23/05/2011 02:00	0.623	10.05	1.28
23/05/2011 03:00	0.694	10.07	1.28
23/05/2011 04:00	0.732	10.06	1.28

23/05/2011 05:00	0.746	10.05	1.28
23/05/2011 06:00	0.706	10.06	1.28
23/05/2011 07:00	0.647	10.05	1.28
23/05/2011 08:00	0.579	10.05	1.28
23/05/2011 09:00	0.531	10.05	1.28
23/05/2011 10:00	0.506	10.06	1.28
23/05/2011 11:00	0.519	10.05	1.28
23/05/2011 12:00	0.556	10.05	1.28
23/05/2011 13:00	0.593	10.07	1.28
23/05/2011 14:00	0.629	10.05	1.28
23/05/2011 15:00	0.655	10.07	1.28
23/05/2011 16:00	0.662	10.04	1.28
23/05/2011 17:00	0.634	10.06	1.28
23/05/2011 18:00	0.577	10.06	1.28
23/05/2011 19:00	0.51	10.06	1.28
23/05/2011 20:00	0.444	10.06	1.29
23/05/2011 21:00	0.385	10.06	1.29
23/05/2011 22:00	0.336	10.06	1.29
23/05/2011 23:00	0.312	10.06	1.29
24/05/2011 00:00	0.319	10.08	1.29
24/05/2011 01:00	0.351	10.08	1.29
24/05/2011 02:00	0.398	10.09	1.29
24/05/2011 03:00	0.457	10.09	1.29
24/05/2011 04:00	0.525	10.07	1.29
24/05/2011 05:00	0.583	10.09	1.29
24/05/2011 06:00	0.605	10.08	1.29
24/05/2011 07:00	0.586	10.08	1.29
24/05/2011 08:00	0.556	10.08	1.29
24/05/2011 09:00	0.535	10.08	1.29
24/05/2011 10:00	0.541	10.06	1.29
24/05/2011 11:00	0.571	10.09	1.29
24/05/2011 12:00	0.625	10.08	1.29
24/05/2011 13:00	0.67	10.07	1.29
24/05/2011 14:00	0.722	10.08	1.29
24/05/2011 15:00	0.78	10.07	1.29
24/05/2011 16:00	0.809	10.08	1.29
24/05/2011 17:00	0.82	10.08	1.29
24/05/2011 18:00	0.805	10.08	1.29
24/05/2011 19:00	0.774	10.07	1.29
24/05/2011 20:00	0.704	10.08	1.29
24/05/2011 21:00	0.631	10.08	1.29
24/05/2011 22:00	0.561	10.08	1.3
24/05/2011 23:00	0.507	10.1	1.3
25/05/2011 00:00	0.477	10.09	1.3
25/05/2011 01:00	0.479	10.09	1.3
25/05/2011 02:00	0.506	10.11	1.3
25/05/2011 03:00	0.555	10.1	1.3
25/05/2011 04:00	0.606	10.09	1.3
25/05/2011 05:00	0.658	10.11	1.31
25/05/2011 06:00	0.693	10.1	1.31
25/05/2011 07:00	0.691	10.1	1.31
25/05/2011 08:00	0.653	10.09	1.3
25/05/2011 09:00	0.607	10.1	1.31
25/05/2011 10:00	0.562	10.11	1.31
25/05/2011 11:00	0.52	10.09	1.31
25/05/2011 12:00	0.503	10.1	1.31
25/05/2011 13:00	0.513	10.12	1.31
25/05/2011 14:00	0.542	10.1	1.32
25/05/2011 15:00	0.577	10.12	1.32

25/05/2011 16:00	0.626	10.12	1.32
25/05/2011 17:00	0.662	10.1	1.32
25/05/2011 18:00	0.677	10.12	1.32
25/05/2011 19:00	0.68	10.11	1.32
25/05/2011 20:00	0.637	10.1	1.32
25/05/2011 21:00	0.574	10.11	1.32
25/05/2011 22:00	0.515	10.11	1.32
25/05/2011 23:00	0.45	10.1	1.32
26/05/2011 00:00	0.409	10.11	1.32
26/05/2011 01:00	0.395	10.1	1.32
26/05/2011 02:00	0.4	10.12	1.32
26/05/2011 03:00	0.432	10.12	1.32
26/05/2011 04:00	0.485	10.11	1.32
26/05/2011 05:00	0.542	10.12	1.32
26/05/2011 06:00	0.605	10.12	1.33
26/05/2011 07:00	0.656	10.11	1.33
26/05/2011 08:00	0.671	10.12	1.33
26/05/2011 09:00	0.634	10.12	1.33
26/05/2011 10:00	0.598	10.12	1.33
26/05/2011 11:00	0.558	10.12	1.33
26/05/2011 12:00	0.529	10.14	1.33
26/05/2011 13:00	0.522	10.13	1.33
26/05/2011 14:00	0.538	10.13	1.33
26/05/2011 15:00	0.562	10.13	1.33
26/05/2011 16:00	0.603	10.25	1.32
26/05/2011 17:00	0.646	10.12	1.32
26/05/2011 18:00	0.68	10.11	1.32
26/05/2011 19:00	0.703	10.07	1.32
26/05/2011 20:00	0.703	10.06	1.32
26/05/2011 21:00	0.666	10.06	1.32
26/05/2011 22:00	0.613	10.06	1.32
26/05/2011 23:00	0.56	10.05	1.32
27/05/2011 00:00	0.503	10.05	1.32
27/05/2011 01:00	0.472	10.06	1.32
27/05/2011 02:00	0.456	10.06	1.32
27/05/2011 03:00	0.475	10.06	1.32
27/05/2011 04:00	0.522	10.06	1.32
27/05/2011 05:00	0.576	10.06	1.32
27/05/2011 06:00	0.633	10.07	1.32
27/05/2011 07:00	0.678	10.06	1.32
27/05/2011 08:00	0.712	10.06	1.32
27/05/2011 09:00	0.722	10.06	1.33
27/05/2011 10:00	0.695	10.04	1.33
27/05/2011 11:00	0.658	10.04	1.33
27/05/2011 12:00	0.607	10.04	1.33
27/05/2011 13:00	0.56	10.05	1.33
27/05/2011 14:00	0.529	10.05	1.33
27/05/2011 15:00	0.522	10.04	1.33
27/05/2011 16:00	0.545	10.06	1.33
27/05/2011 17:00	0.585	10.06	1.33
27/05/2011 18:00	0.621	10.06	1.33
27/05/2011 19:00	0.65	10.05	1.33
27/05/2011 20:00	0.674	10.04	1.33
27/05/2011 21:00	0.666	10.06	1.33
27/05/2011 22:00	0.632	10.05	1.33
27/05/2011 23:00	0.576	10.05	1.33
28/05/2011 00:00	0.513	10.06	1.33
28/05/2011 01:00	0.455	10.05	1.33
28/05/2011 02:00	0.411	10.06	1.33

28/05/2011 03:00	0.392	10.09	1.34
28/05/2011 04:00	0.394	10.07	1.34
28/05/2011 05:00	0.423	10.07	1.34
28/05/2011 06:00	0.465	10.07	1.34
28/05/2011 07:00	0.514	10.08	1.34
28/05/2011 08:00	0.565	10.08	1.34
28/05/2011 09:00	0.611	10.08	1.34
28/05/2011 10:00	0.611	10.07	1.34
28/05/2011 11:00	0.571	10.08	1.34
28/05/2011 12:00	0.53	10.07	1.34
28/05/2011 13:00	0.494	10.07	1.34
28/05/2011 14:00	0.46	10.08	1.34
28/05/2011 15:00	0.454	10.08	1.34
28/05/2011 16:00	0.475	10.08	1.34
28/05/2011 17:00	0.508	10.08	1.35
28/05/2011 18:00	0.555	10.08	1.35
28/05/2011 19:00	0.615	10.09	1.35
28/05/2011 20:00	0.667	10.08	1.35
28/05/2011 21:00	0.705	10.07	1.35
28/05/2011 22:00	0.709	10.08	1.35
28/05/2011 23:00	0.678	10.08	1.35
29/05/2011 00:00	0.628	10.07	1.35
29/05/2011 01:00	0.575	10.07	1.35
29/05/2011 02:00	0.522	10.08	1.35
29/05/2011 03:00	0.477	10.08	1.35
29/05/2011 04:00	0.463	10.08	1.35
29/05/2011 05:00	0.483	10.08	1.35
29/05/2011 06:00	0.515	10.08	1.35
29/05/2011 07:00	0.564	10.08	1.35
29/05/2011 08:00	0.614	10.08	1.35
29/05/2011 09:00	0.657	10.09	1.35
29/05/2011 10:00	0.689	10.09	1.35
29/05/2011 11:00	0.68	10.08	1.35
29/05/2011 12:00	0.639	10.09	1.35
29/05/2011 13:00	0.58	10.08	1.35
29/05/2011 14:00	0.53	10.08	1.35
29/05/2011 15:00	0.477	10.08	1.36
29/05/2011 16:00	0.461	10.09	1.36
29/05/2011 17:00	0.47	10.09	1.36
29/05/2011 18:00	0.502	10.09	1.36
29/05/2011 19:00	0.55	10.1	1.36
29/05/2011 20:00	0.6	10.1	1.36
29/05/2011 21:00	0.651	10.11	1.36
29/05/2011 22:00	0.676	10.11	1.36
29/05/2011 23:00	0.679	10.1	1.36
30/05/2011 00:00	0.632	10.09	1.36
30/05/2011 01:00	0.579	10.1	1.36
30/05/2011 02:00	0.52	10.09	1.36
30/05/2011 03:00	0.472	10.09	1.36
30/05/2011 04:00	0.442	10.1	1.36
30/05/2011 05:00	0.444	10.09	1.36
30/05/2011 06:00	0.48	10.1	1.36
30/05/2011 07:00	0.527	10.11	1.36
30/05/2011 08:00	0.589	10.11	1.36
30/05/2011 09:00	0.643	10.1	1.36
30/05/2011 10:00	0.698	10.11	1.36
30/05/2011 11:00	0.713	10.11	1.36
30/05/2011 12:00	0.706	10.11	1.36
30/05/2011 13:00	0.65	10.09	1.36

30/05/2011 14:00	0.594	10.11	1.36
30/05/2011 15:00	0.534	10.1	1.36
30/05/2011 16:00	0.489	10.1	1.37
30/05/2011 17:00	0.482	10.11	1.37
30/05/2011 18:00	0.511	10.11	1.37
30/05/2011 19:00	0.551	10.11	1.37
30/05/2011 20:00	0.609	10.11	1.37
30/05/2011 21:00	0.663	10.1	1.37
30/05/2011 22:00	0.706	10.1	1.37
30/05/2011 23:00	0.731	10.11	1.37
31/05/2011 00:00	0.72	10.1	1.37
31/05/2011 01:00	0.666	10.1	1.37
31/05/2011 02:00	0.601	10.1	1.37
31/05/2011 03:00	0.54	10.11	1.37
31/05/2011 04:00	0.483	10.12	1.37
31/05/2011 05:00	0.455	10.12	1.37
31/05/2011 06:00	0.469	10.12	1.37
31/05/2011 07:00	0.505	10.12	1.37
31/05/2011 08:00	0.554	10.12	1.37
31/05/2011 09:00	0.613	10.12	1.38
31/05/2011 10:00	0.665	10.11	1.37
31/05/2011 11:00	0.707	10.11	1.37
31/05/2011 12:00	0.715	10.11	1.37
31/05/2011 13:00	0.686	10.11	1.37
31/05/2011 14:00	0.633	10.11	1.37
31/05/2011 15:00	0.579	10.11	1.37
31/05/2011 16:00	0.518	10.11	1.37
31/05/2011 17:00	0.472	10.11	1.38
31/05/2011 18:00	0.481	10.12	1.38
31/05/2011 19:00	0.514	10.13	1.38
31/05/2011 20:00	0.557	10.13	1.38
31/05/2011 21:00	0.609	10.13	1.38
31/05/2011 22:00	0.662	10.13	1.38
31/05/2011 23:00	0.692	10.12	1.38
01/06/2011 00:00	0.702	10.11	1.38
01/06/2011 01:00	0.673	10.12	1.38
01/06/2011 02:00	0.605	10.12	1.38
01/06/2011 03:00	0.54	10.12	1.38
01/06/2011 04:00	0.475	10.12	1.38
01/06/2011 05:00	0.42	10.14	1.38
01/06/2011 06:00	0.408	10.14	1.38
01/06/2011 07:00	0.427	10.14	1.38
01/06/2011 08:00	0.471	10.13	1.38
01/06/2011 09:00	0.525	10.14	1.38
01/06/2011 10:00	0.582	10.14	1.38
01/06/2011 11:00	0.633	10.14	1.38
01/06/2011 12:00	0.66	10.14	1.38
01/06/2011 13:00	0.654	10.13	1.38
01/06/2011 14:00	0.598	10.12	1.38
01/06/2011 15:00	0.527	10.13	1.38
01/06/2011 16:00	0.457	10.14	1.38
01/06/2011 17:00	0.396	10.14	1.38
01/06/2011 18:00	0.363	10.15	1.39
01/06/2011 19:00	0.391	10.16	1.39
01/06/2011 20:00	0.44	10.16	1.39
01/06/2011 21:00	0.496	10.17	1.4
01/06/2011 22:00	0.563	10.18	1.4
01/06/2011 23:00	0.618	10.16	1.4
02/06/2011 00:00	0.664	10.16	1.4

02/06/2011 01:00	0.683	10.15	1.4
02/06/2011 02:00	0.647	10.15	1.4
02/06/2011 03:00	0.582	10.14	1.4
02/06/2011 04:00	0.516	10.15	1.4
02/06/2011 05:00	0.46	10.15	1.4
02/06/2011 06:00	0.429	10.16	1.4
02/06/2011 07:00	0.449	10.17	1.4
02/06/2011 08:00	0.485	10.15	1.4
02/06/2011 09:00	0.535	10.16	1.4
02/06/2011 10:00	0.605	10.16	1.4
02/06/2011 11:00	0.659	10.17	1.4
02/06/2011 12:00	0.691	10.15	1.4
02/06/2011 13:00	0.701	10.16	1.4
02/06/2011 14:00	0.673	10.16	1.4
02/06/2011 15:00	0.605	10.15	1.4
02/06/2011 16:00	0.528	10.16	1.4
02/06/2011 17:00	0.455	10.15	1.4
02/06/2011 18:00	0.405	10.16	1.4
02/06/2011 19:00	0.4	10.16	1.4
02/06/2011 20:00	0.441	10.17	1.4
02/06/2011 21:00	0.489	10.16	1.4
02/06/2011 22:00	0.551	10.17	1.4
02/06/2011 23:00	0.616	10.17	1.4
03/06/2011 00:00	0.664	10.17	1.4
03/06/2011 01:00	0.696	10.17	1.4
03/06/2011 02:00	0.689	10.17	1.4
03/06/2011 03:00	0.631	10.17	1.4
03/06/2011 04:00	0.561	10.16	1.4
03/06/2011 05:00	0.494	10.16	1.4
03/06/2011 06:00	0.434	10.15	1.41
03/06/2011 07:00	0.414	10.16	1.41
03/06/2011 08:00	0.45	10.18	1.41
03/06/2011 09:00	0.503	10.19	1.41
03/06/2011 10:00	0.552	10.19	1.41
03/06/2011 11:00	0.615	10.17	1.41
03/06/2011 12:00	0.659	10.18	1.41
03/06/2011 13:00	0.678	10.18	1.41
03/06/2011 14:00	0.678	10.17	1.41
03/06/2011 15:00	0.631	10.17	1.41
03/06/2011 16:00	0.559	10.17	1.41
03/06/2011 17:00	0.485	10.17	1.41
03/06/2011 18:00	0.417	10.17	1.41
03/06/2011 19:00	0.379	10.18	1.41
03/06/2011 20:00	0.391	10.19	1.41
03/06/2011 21:00	0.445	10.18	1.41
03/06/2011 22:00	0.494	10.2	1.42
03/06/2011 23:00	0.56	10.21	1.42
04/06/2011 00:00	0.616	10.2	1.42
04/06/2011 01:00	0.663	10.2	1.42
04/06/2011 02:00	0.69	10.2	1.42
04/06/2011 03:00	0.667	10.2	1.42
04/06/2011 04:00	0.606	10.19	1.42
04/06/2011 05:00	0.539	10.18	1.42
04/06/2011 06:00	0.472	10.19	1.42
04/06/2011 07:00	0.426	10.2	1.42
04/06/2011 08:00	0.444	10.19	1.42
04/06/2011 09:00	0.494	10.2	1.42
04/06/2011 10:00	0.547	10.2	1.43
04/06/2011 11:00	0.614	10.2	1.43

04/06/2011 12:00	0.683	10.2	1.43
04/06/2011 13:00	0.728	10.19	1.43
04/06/2011 14:00	0.744	10.2	1.43
04/06/2011 15:00	0.733	10.19	1.42
04/06/2011 16:00	0.68	10.19	1.42
04/06/2011 17:00	0.6	10.18	1.43
04/06/2011 18:00	0.53	10.19	1.43
04/06/2011 19:00	0.467	10.2	1.43
04/06/2011 20:00	0.442	10.19	1.43
04/06/2011 21:00	0.47	10.2	1.43
04/06/2011 22:00	0.521	10.2	1.43
04/06/2011 23:00	0.579	10.2	1.43
05/06/2011 00:00	0.643	10.21	1.43
05/06/2011 01:00	0.696	10.2	1.43
05/06/2011 02:00	0.734	10.2	1.43
05/06/2011 03:00	0.751	10.2	1.43
05/06/2011 04:00	0.705	10.2	1.43
05/06/2011 05:00	0.638	10.19	1.43
05/06/2011 06:00	0.568	10.2	1.43
05/06/2011 07:00	0.505	10.2	1.43
05/06/2011 08:00	0.47	10.2	1.43
05/06/2011 09:00	0.498	10.2	1.43
05/06/2011 10:00	0.557	10.21	1.44
05/06/2011 11:00	0.604	10.21	1.44
05/06/2011 12:00	0.666	10.23	1.44
05/06/2011 13:00	0.719	10.21	1.44
05/06/2011 14:00	0.743	10.21	1.44
05/06/2011 15:00	0.745	10.2	1.44
05/06/2011 16:00	0.718	10.21	1.44
05/06/2011 17:00	0.649	10.2	1.44
05/06/2011 18:00	0.571	10.2	1.44
05/06/2011 19:00	0.498	10.21	1.44
05/06/2011 20:00	0.446	10.21	1.44
05/06/2011 21:00	0.434	10.22	1.44
05/06/2011 22:00	0.479	10.21	1.44
05/06/2011 23:00	0.523	10.22	1.44
06/06/2011 00:00	0.588	10.22	1.44
06/06/2011 01:00	0.657	10.23	1.44
06/06/2011 02:00	0.714	10.22	1.44
06/06/2011 03:00	0.751	10.22	1.44
06/06/2011 04:00	0.743	10.22	1.44
06/06/2011 05:00	0.694	10.21	1.44
06/06/2011 06:00	0.621	10.21	1.44
06/06/2011 07:00	0.555	10.21	1.44
06/06/2011 08:00	0.501	10.22	1.44
06/06/2011 09:00	0.495	10.21	1.44
06/06/2011 10:00	0.529	10.21	1.44
06/06/2011 11:00	0.578	10.23	1.44
06/06/2011 12:00	0.634	10.23	1.44
06/06/2011 13:00	0.695	10.23	1.44
06/06/2011 14:00	0.745	10.22	1.44
06/06/2011 15:00	0.759	10.23	1.44
06/06/2011 16:00	0.752	10.22	1.44
06/06/2011 17:00	0.699	10.22	1.44
06/06/2011 18:00	0.621	10.22	1.44
06/06/2011 19:00	0.552	10.22	1.44
06/06/2011 20:00	0.484	10.22	1.44
06/06/2011 21:00	0.441	10.23	1.44
06/06/2011 22:00	0.445	10.24	1.44

06/06/2011 23:00	0.481	10.24	1.45
07/06/2011 00:00	0.537	10.23	1.45
07/06/2011 01:00	0.601	10.24	1.45
07/06/2011 02:00	0.671	10.24	1.45
07/06/2011 03:00	0.726	10.24	1.45
07/06/2011 04:00	0.759	10.24	1.45
07/06/2011 05:00	0.738	10.24	1.45
07/06/2011 06:00	0.673	10.23	1.45
07/06/2011 07:00	0.611	10.23	1.45
07/06/2011 08:00	0.554	10.23	1.45
07/06/2011 09:00	0.498	10.23	1.45
07/06/2011 10:00	0.498	10.24	1.45
07/06/2011 11:00	0.529	10.24	1.45
07/06/2011 12:00	0.578	10.24	1.45
07/06/2011 13:00	0.633	10.24	1.45
07/06/2011 14:00	0.693	10.24	1.45
07/06/2011 15:00	0.727	10.24	1.45
07/06/2011 16:00	0.739	10.24	1.45
07/06/2011 17:00	0.719	10.24	1.45
07/06/2011 18:00	0.662	10.23	1.45
07/06/2011 19:00	0.594	10.23	1.45
07/06/2011 20:00	0.52	10.24	1.45
07/06/2011 21:00	0.458	10.24	1.45
07/06/2011 22:00	0.42	10.25	1.45
07/06/2011 23:00	0.425	10.24	1.45
08/06/2011 00:00	0.462	10.24	1.45
08/06/2011 01:00	0.516	10.25	1.45
08/06/2011 02:00	0.577	10.25	1.45
08/06/2011 03:00	0.644	10.25	1.46
08/06/2011 04:00	0.7	10.26	1.46
08/06/2011 05:00	0.727	10.25	1.46
08/06/2011 06:00	0.693	10.25	1.46
08/06/2011 07:00	0.625	10.24	1.46
08/06/2011 08:00	0.56	10.24	1.46
08/06/2011 09:00	0.507	10.25	1.46
08/06/2011 10:00	0.473	10.25	1.46
08/06/2011 11:00	0.478	10.25	1.46
08/06/2011 12:00	0.511	10.25	1.46
08/06/2011 13:00	0.569	10.26	1.46
08/06/2011 14:00	0.617	10.26	1.46
08/06/2011 15:00	0.669	10.26	1.46
08/06/2011 16:00	0.699	10.26	1.46
08/06/2011 17:00	0.714	10.26	1.46
08/06/2011 18:00	0.679	10.25	1.46
08/06/2011 19:00	0.618	10.25	1.46
08/06/2011 20:00	0.549	10.25	1.46
08/06/2011 21:00	0.482	10.25	1.46
08/06/2011 22:00	0.417	10.26	1.46
08/06/2011 23:00	0.382	10.26	1.46
09/06/2011 00:00	0.388	10.26	1.46
09/06/2011 01:00	0.425	10.26	1.46
09/06/2011 02:00	0.478	10.28	1.46
09/06/2011 03:00	0.548	10.27	1.46
09/06/2011 04:00	0.612	10.27	1.46
09/06/2011 05:00	0.673	10.27	1.46
09/06/2011 06:00	0.693	10.27	1.46
09/06/2011 07:00	0.656	10.27	1.46
09/06/2011 08:00	0.597	10.26	1.46
09/06/2011 09:00	0.543	10.26	1.46

09/06/2011 10:00	0.494	10.27	1.46
09/06/2011 11:00	0.463	10.27	1.46
09/06/2011 12:00	0.468	10.27	1.47
09/06/2011 13:00	0.509	10.28	1.47
09/06/2011 14:00	0.552	10.28	1.47
09/06/2011 15:00	0.612	10.28	1.47
09/06/2011 16:00	0.66	10.27	1.47
09/06/2011 17:00	0.695	10.28	1.47
09/06/2011 18:00	0.7	10.27	1.47
09/06/2011 19:00	0.677	10.27	1.47
09/06/2011 20:00	0.616	10.27	1.47
09/06/2011 21:00	0.546	10.27	1.47
09/06/2011 22:00	0.477	10.28	1.47
09/06/2011 23:00	0.42	10.28	1.47
10/06/2011 00:00	0.393	10.28	1.47
10/06/2011 01:00	0.393	10.28	1.47
10/06/2011 02:00	0.431	10.28	1.47
10/06/2011 03:00	0.487	10.29	1.47
10/06/2011 04:00	0.549	10.3	1.47
10/06/2011 05:00	0.614	10.3	1.47
10/06/2011 06:00	0.672	10.29	1.47
10/06/2011 07:00	0.692	10.29	1.47
10/06/2011 08:00	0.664	10.3	1.47
10/06/2011 09:00	0.618	10.28	1.47
10/06/2011 10:00	0.567	10.28	1.47
10/06/2011 11:00	0.52	10.29	1.48
10/06/2011 12:00	0.483	10.29	1.48
10/06/2011 13:00	0.482	10.3	1.48
10/06/2011 14:00	0.509	10.3	1.48
10/06/2011 15:00	0.549	10.3	1.48
10/06/2011 16:00	0.602	10.3	1.48
10/06/2011 17:00	0.658	10.3	1.48
10/06/2011 18:00	0.691	10.29	1.48
10/06/2011 19:00	0.7	10.29	1.48
10/06/2011 20:00	0.682	10.29	1.48
10/06/2011 21:00	0.633	10.29	1.48
10/06/2011 22:00	0.566	10.29	1.48
10/06/2011 23:00	0.497	10.29	1.48
11/06/2011 00:00	0.437	10.3	1.48
11/06/2011 01:00	0.402	10.3	1.48
11/06/2011 02:00	0.402	10.3	1.48
11/06/2011 03:00	0.435	10.3	1.48
11/06/2011 04:00	0.489	10.3	1.48
11/06/2011 05:00	0.545	10.3	1.48
11/06/2011 06:00	0.61	10.3	1.48
11/06/2011 07:00	0.666	10.3	1.48
11/06/2011 08:00	0.696	10.3	1.48
11/06/2011 09:00	0.682	10.3	1.48
11/06/2011 10:00	0.63	10.29	1.48
11/06/2011 11:00	0.572	10.29	1.48
11/06/2011 12:00	0.519	10.29	1.48
11/06/2011 13:00	0.479	10.3	1.48
11/06/2011 14:00	0.475	10.3	1.48
11/06/2011 15:00	0.499	10.3	1.48
11/06/2011 16:00	0.537	10.3	1.48
11/06/2011 17:00	0.59	10.3	1.48
11/06/2011 18:00	0.651	10.31	1.48
11/06/2011 19:00	0.695	10.3	1.48
11/06/2011 20:00	0.706	10.31	1.48

11/06/2011 21:00	0.698	10.3	1.48
11/06/2011 22:00	0.645	10.3	1.48
11/06/2011 23:00	0.578	10.3	1.48
12/06/2011 00:00	0.505	10.3	1.48
12/06/2011 01:00	0.449	10.3	1.48
12/06/2011 02:00	0.408	10.32	1.49
12/06/2011 03:00	0.405	10.31	1.49
12/06/2011 04:00	0.44	10.32	1.49
12/06/2011 05:00	0.491	10.32	1.49
12/06/2011 06:00	0.55	10.32	1.49
12/06/2011 07:00	0.606	10.32	1.49
12/06/2011 08:00	0.651	10.32	1.49
12/06/2011 09:00	0.679	10.32	1.49
12/06/2011 10:00	0.667	10.32	1.49
12/06/2011 11:00	0.618	10.31	1.49
12/06/2011 12:00	0.564	10.32	1.49
12/06/2011 13:00	0.516	10.32	1.49
12/06/2011 14:00	0.467	10.32	1.49
12/06/2011 15:00	0.455	10.32	1.49
12/06/2011 16:00	0.481	10.32	1.5
12/06/2011 17:00	0.524	10.33	1.49
12/06/2011 18:00	0.585	10.32	1.49
12/06/2011 19:00	0.645	10.33	1.49
12/06/2011 20:00	0.692	10.32	1.49
12/06/2011 21:00	0.712	10.32	1.49
12/06/2011 22:00	0.702	10.32	1.49
12/06/2011 23:00	0.652	10.32	1.49
13/06/2011 00:00	0.574	10.31	1.49
13/06/2011 01:00	0.509	10.33	1.5
13/06/2011 02:00	0.437	10.32	1.49
13/06/2011 03:00	0.395	10.32	1.49
13/06/2011 04:00	0.386	10.32	1.49
13/06/2011 05:00	0.408	10.32	1.49
13/06/2011 06:00	0.455	10.32	1.49
13/06/2011 07:00	0.519	10.33	1.49
13/06/2011 08:00	0.587	10.33	1.5
13/06/2011 09:00	0.648	10.33	1.5
13/06/2011 10:00	0.68	10.33	1.5
13/06/2011 11:00	0.66	10.32	1.5
13/06/2011 12:00	0.602	10.32	1.5
13/06/2011 13:00	0.542	10.32	1.5
13/06/2011 14:00	0.482	10.32	1.5
13/06/2011 15:00	0.428	10.33	1.5
13/06/2011 16:00	0.414	10.33	1.5
13/06/2011 17:00	0.442	10.33	1.5
13/06/2011 18:00	0.492	10.33	1.5
13/06/2011 19:00	0.565	10.34	1.5
13/06/2011 20:00	0.641	10.34	1.5
13/06/2011 21:00	0.697	10.34	1.5
13/06/2011 22:00	0.729	10.34	1.5
13/06/2011 23:00	0.73	10.34	1.5
14/06/2011 00:00	0.682	10.33	1.5
14/06/2011 01:00	0.613	10.33	1.5
14/06/2011 02:00	0.546	10.32	1.5
14/06/2011 03:00	0.478	10.34	1.5
14/06/2011 04:00	0.435	10.33	1.5
14/06/2011 05:00	0.44	10.34	1.51
14/06/2011 06:00	0.48	10.35	1.51
14/06/2011 07:00	0.533	10.35	1.51

14/06/2011 08:00	0.593	10.35	1.51
14/06/2011 09:00	0.654	10.35	1.51
14/06/2011 10:00	0.698	10.35	1.5
14/06/2011 11:00	0.714	10.34	1.5
14/06/2011 12:00	0.7	10.34	1.5
14/06/2011 13:00	0.642	10.34	1.5
14/06/2011 14:00	0.569	10.33	1.5
14/06/2011 15:00	0.501	10.35	1.51
14/06/2011 16:00	0.446	10.37	1.52
14/06/2011 17:00	0.428	10.37	1.52
14/06/2011 18:00	0.459	10.37	1.52
14/06/2011 19:00	0.518	10.38	1.52
14/06/2011 20:00	0.585	10.38	1.52
14/06/2011 21:00	0.652	10.37	1.52
14/06/2011 22:00	0.705	10.37	1.52
14/06/2011 23:00	0.732	10.36	1.52
15/06/2011 00:00	0.734	10.36	1.52
15/06/2011 01:00	0.684	10.35	1.52
15/06/2011 02:00	0.609	10.35	1.52
15/06/2011 03:00	0.532	10.35	1.52
15/06/2011 04:00	0.461	10.37	1.52
15/06/2011 05:00	0.416	10.38	1.53
15/06/2011 06:00	0.425	10.38	1.53
15/06/2011 07:00	0.473	10.39	1.53
15/06/2011 08:00	0.523	10.38	1.53
15/06/2011 09:00	0.581	10.38	1.53
15/06/2011 10:00	0.641	10.38	1.53
15/06/2011 11:00	0.679	10.38	1.53
15/06/2011 12:00	0.699	10.37	1.53
15/06/2011 13:00	0.668	10.37	1.53
15/06/2011 14:00	0.602	10.36	1.53
15/06/2011 15:00	0.531	10.36	1.53
15/06/2011 16:00	0.46	10.37	1.53
15/06/2011 17:00	0.406	10.38	1.54
15/06/2011 18:00	0.395	10.39	1.54
15/06/2011 19:00	0.445	10.38	1.54
15/06/2011 20:00	0.504	10.39	1.54
15/06/2011 21:00	0.569	10.38	1.54
15/06/2011 22:00	0.643	10.38	1.54
15/06/2011 23:00	0.71	10.38	1.54
16/06/2011 00:00	0.745	10.38	1.54
16/06/2011 01:00	0.743	10.37	1.54
16/06/2011 02:00	0.686	10.37	1.54
16/06/2011 03:00	0.611	10.36	1.53
16/06/2011 04:00	0.538	10.37	1.54
16/06/2011 05:00	0.475	10.39	1.54
16/06/2011 06:00	0.443	10.38	1.54
16/06/2011 07:00	0.48	10.39	1.54
16/06/2011 08:00	0.523	10.39	1.54
16/06/2011 09:00	0.578	10.39	1.54
16/06/2011 10:00	0.65	10.39	1.54
16/06/2011 11:00	0.714	10.39	1.54
16/06/2011 12:00	0.747	10.38	1.54
16/06/2011 13:00	0.763	10.37	1.54
16/06/2011 14:00	0.726	10.37	1.54
16/06/2011 15:00	0.653	10.37	1.54
16/06/2011 16:00	0.567	10.38	1.54
16/06/2011 17:00	0.491	10.4	1.55
16/06/2011 18:00	0.423	10.41	1.56

16/06/2011 19:00	0.437	10.41	1.56
16/06/2011 20:00	0.489	10.41	1.56
16/06/2011 21:00	0.547	10.4	1.55
16/06/2011 22:00	0.611	10.4	1.55
16/06/2011 23:00	0.687	10.4	1.55
17/06/2011 00:00	0.743	10.4	1.55
17/06/2011 01:00	0.776	10.39	1.55
17/06/2011 02:00	0.755	10.38	1.55
17/06/2011 03:00	0.688	10.38	1.55
17/06/2011 04:00	0.61	10.38	1.55
17/06/2011 05:00	0.542	10.39	1.55
17/06/2011 06:00	0.478	10.41	1.56
17/06/2011 07:00	0.457	10.42	1.56
17/06/2011 08:00	0.494	10.42	1.56
17/06/2011 09:00	0.551	10.42	1.56
17/06/2011 10:00	0.618	10.41	1.56
17/06/2011 11:00	0.693	10.41	1.56
17/06/2011 12:00	0.746	10.4	1.56
17/06/2011 13:00	0.759	10.39	1.56
17/06/2011 14:00	0.761	10.39	1.56
17/06/2011 15:00	0.709	10.39	1.56
17/06/2011 16:00	0.636	10.39	1.56
17/06/2011 17:00	0.557	10.39	1.56
17/06/2011 18:00	0.48	10.41	1.56
17/06/2011 19:00	0.426	10.41	1.56
17/06/2011 20:00	0.433	10.42	1.56
17/06/2011 21:00	0.481	10.41	1.56
17/06/2011 22:00	0.551	10.42	1.57
17/06/2011 23:00	0.632	10.41	1.56
18/06/2011 00:00	0.711	10.41	1.56
18/06/2011 01:00	0.773	10.41	1.57
18/06/2011 02:00	0.809	10.4	1.56
18/06/2011 03:00	0.777	10.4	1.56
18/06/2011 04:00	0.704	10.39	1.56
18/06/2011 05:00	0.631	10.39	1.56
18/06/2011 06:00	0.558	10.41	1.56
18/06/2011 07:00	0.506	10.41	1.57
18/06/2011 08:00	0.513	10.41	1.57
18/06/2011 09:00	0.56	10.39	1.56
18/06/2011 10:00	0.613	10.4	1.56
18/06/2011 11:00	0.675	10.42	1.57
18/06/2011 12:00	0.755	10.41	1.57
18/06/2011 13:00	0.804	10.41	1.57
18/06/2011 14:00	0.811	10.4	1.57
18/06/2011 15:00	0.78	10.4	1.57
18/06/2011 16:00	0.708	10.4	1.56
18/06/2011 17:00	0.627	10.4	1.56
18/06/2011 18:00	0.552	10.41	1.57
18/06/2011 19:00	0.488	10.42	1.57
18/06/2011 20:00	0.454	10.42	1.58
18/06/2011 21:00	0.478	10.43	1.58
18/06/2011 22:00	0.529	10.43	1.58
18/06/2011 23:00	0.593	10.44	1.58
19/06/2011 00:00	0.663	10.43	1.58
19/06/2011 01:00	0.739	10.43	1.58
19/06/2011 02:00	0.804	10.43	1.58
19/06/2011 03:00	0.82	10.42	1.58
19/06/2011 04:00	0.769	10.41	1.58
19/06/2011 05:00	0.706	10.41	1.58

19/06/2011 06:00	0.64	10.43	1.58
19/06/2011 07:00	0.579	10.43	1.58
19/06/2011 08:00	0.546	10.43	1.58
19/06/2011 09:00	0.573	10.42	1.58
19/06/2011 10:00	0.621	10.42	1.58
19/06/2011 11:00	0.681	10.42	1.58
19/06/2011 12:00	0.749	10.42	1.58
19/06/2011 13:00	0.807	10.42	1.58
19/06/2011 14:00	0.834	10.42	1.58
19/06/2011 15:00	0.827	10.41	1.58
19/06/2011 16:00	0.779	10.41	1.58
19/06/2011 17:00	0.707	10.41	1.58
19/06/2011 18:00	0.623	10.41	1.58
19/06/2011 19:00	0.544	10.43	1.58
19/06/2011 20:00	0.478	10.43	1.58
19/06/2011 21:00	0.459	10.42	1.58
19/06/2011 22:00	0.485	10.42	1.58
19/06/2011 23:00	0.53	10.43	1.58
20/06/2011 00:00	0.593	10.44	1.59
20/06/2011 01:00	0.662	10.44	1.58
20/06/2011 02:00	0.727	10.43	1.58
20/06/2011 03:00	0.769	10.43	1.58
20/06/2011 04:00	0.772	10.42	1.58
20/06/2011 05:00	0.717	10.42	1.58
20/06/2011 06:00	0.647	10.43	1.58
20/06/2011 07:00	0.572	10.44	1.58
20/06/2011 08:00	0.512	10.44	1.59
20/06/2011 09:00	0.497	10.44	1.59
20/06/2011 10:00	0.541	10.44	1.59
20/06/2011 11:00	0.595	10.44	1.59
20/06/2011 12:00	0.657	10.44	1.59
20/06/2011 13:00	0.726	10.44	1.59
20/06/2011 14:00	0.783	10.43	1.59
20/06/2011 15:00	0.798	10.43	1.59
20/06/2011 16:00	0.788	10.43	1.58
20/06/2011 17:00	0.743	10.42	1.58
20/06/2011 18:00	0.667	10.43	1.58
20/06/2011 19:00	0.588	10.45	1.59
20/06/2011 20:00	0.515	10.45	1.59
20/06/2011 21:00	0.464	10.47	1.6
20/06/2011 22:00	0.447	10.46	1.6
20/06/2011 23:00	0.477	10.47	1.6
21/06/2011 00:00	0.525	10.48	1.6
21/06/2011 01:00	0.583	10.47	1.6
21/06/2011 02:00	0.655	10.46	1.6
21/06/2011 03:00	0.72	10.46	1.6
21/06/2011 04:00	0.758	10.45	1.6
21/06/2011 05:00	0.743	10.45	1.6
21/06/2011 06:00	0.684	10.45	1.6
21/06/2011 07:00	0.622	10.46	1.6
21/06/2011 08:00	0.563	10.47	1.6
21/06/2011 09:00	0.517	10.48	1.6
21/06/2011 10:00	0.511	10.48	1.6
21/06/2011 11:00	0.553	10.48	1.61
21/06/2011 12:00	0.599	10.46	1.6
21/06/2011 13:00	0.661	10.46	1.6
21/06/2011 14:00	0.724	10.48	1.61
21/06/2011 15:00	0.766	10.47	1.61
21/06/2011 16:00	0.775	10.46	1.61

21/06/2011 17:00	0.749	10.45	1.61
21/06/2011 18:00	0.69	10.47	1.61
21/06/2011 19:00	0.614	10.48	1.61
21/06/2011 20:00	0.542	10.5	1.62
21/06/2011 21:00	0.476	10.51	1.62
21/06/2011 22:00	0.441	10.47	1.62
21/06/2011 23:00	0.442	10.5	1.62
22/06/2011 00:00	0.476	10.5	1.62
22/06/2011 01:00	0.528	10.5	1.62
22/06/2011 02:00	0.588	10.5	1.62
22/06/2011 03:00	0.651	10.49	1.62
22/06/2011 04:00	0.708	10.48	1.62
22/06/2011 05:00	0.735	10.48	1.62
22/06/2011 06:00	0.701	10.47	1.62
22/06/2011 07:00	0.643	10.48	1.62
22/06/2011 08:00	0.585	10.5	1.62
22/06/2011 09:00	0.533	10.5	1.62
22/06/2011 10:00	0.507	10.5	1.63
22/06/2011 11:00	0.526	10.5	1.63
22/06/2011 12:00	0.566	10.5	1.63
22/06/2011 13:00	0.615	10.49	1.62
22/06/2011 14:00	0.668	10.49	1.63
22/06/2011 15:00	0.728	10.48	1.63
22/06/2011 16:00	0.762	10.48	1.62
22/06/2011 17:00	0.764	10.48	1.62
22/06/2011 18:00	0.725	10.47	1.62
22/06/2011 19:00	0.672	10.48	1.62
22/06/2011 20:00	0.607	10.5	1.63
22/06/2011 21:00	0.541	10.51	1.63
22/06/2011 22:00	0.496	10.52	1.63
22/06/2011 23:00	0.476	10.53	1.64
23/06/2011 00:00	0.481	10.52	1.64
23/06/2011 01:00	0.517	10.52	1.64
23/06/2011 02:00	0.574	10.5	1.64
23/06/2011 03:00	0.635	10.5	1.64
23/06/2011 04:00	0.691	10.51	1.64
23/06/2011 05:00	0.744	10.5	1.64
23/06/2011 06:00	0.745	10.5	1.63
23/06/2011 07:00	0.706	10.49	1.64
23/06/2011 08:00	0.656	10.5	1.64
23/06/2011 09:00	0.605	10.51	1.64
23/06/2011 10:00	0.555	10.52	1.64
23/06/2011 11:00	0.539	10.52	1.64
23/06/2011 12:00	0.564	10.52	1.64
23/06/2011 13:00	0.597	10.52	1.65
23/06/2011 14:00	0.654	10.51	1.64
23/06/2011 15:00	0.704	10.5	1.64
23/06/2011 16:00	0.745	10.5	1.64

END OF DATA FILE OF DATALOGGER FOR WINDOWS

_2_K4971_110715104243.CSV

Data file for DataLogger.

=====

COMPANY : <Company name>
COMP.STATUS: Done
DATE : 15/07/2011
TIME : 10:43:50
FILENAME : C:\Documents and Settings\All Users\Application Data\DiverOffice\Sizewell\CSV\pz2009_
CREATED BY : SWS Diver-Office 4.0.76.0

===== BEGINNING OF DATA =====

[Logger settings]

Instrument type =CTD-Diver=17
Status =Started =0
Serial number =.00-K4990 317.
Instrument number =
=0

Location =pz2009_3
Sample period =M60
Sample method =T
Number of channels =3

[Channel 1]

Identification =WATER HEAD
Reference level =4.000 m
Range =17.500 m
Master level =1750 CMH2O
Altitude =0 m

[Channel 2]

Identification =TEMPERATURE
Reference level =-20.00 °C
Range =100.00 °C

[Channel 3]

Identification =1: CONDUCTIVITY
Reference level =0.00 mS/cm
Range =120.00 mS/cm

[Series settings]

Serial number =.00-K4990 317.
Instrument number =
Location =pz2009_3
Sample period =00 00:60:00 0
Sample method =T
Start date / time =00:00:06 09/04/11
End date / time =00:00:12 24/06/11

[Channel 1 from data header]

Identification =WATER HEAD
Reference level =4.000 m
Range =17.500 m
Master level =1750 CMH2O
Altitude =0 m

[Channel 2 from data header]

Identification =TEMPERATURE
Reference level =-20.00 °C
Range =100.00 °C

[Channel 3 from data header]

Identification =1: CONDUCTIVITY

Reference level =0.00 mS/cm
Range =120.00 mS/cm

[Data]

1831

Date/time	Water head[m]	Temperature[°C]	1:Conductivity[mS/cm]
09/04/2011 06:00	0.6	9.96	3.16
09/04/2011 07:00	0.528	9.89	3.15
09/04/2011 08:00	0.461	9.92	3.15
09/04/2011 09:00	0.43	10.05	3.16
09/04/2011 10:00	0.451	9.93	3.16
09/04/2011 11:00	0.495	9.95	3.16
09/04/2011 12:00	0.54	10.06	3.17
09/04/2011 13:00	0.6	10.05	3.16
09/04/2011 14:00	0.653	9.98	3.16
09/04/2011 15:00	0.681	9.99	3.16
09/04/2011 16:00	0.685	10.1	3.17
09/04/2011 17:00	0.649	10	3.16
09/04/2011 18:00	0.584	9.97	3.16
09/04/2011 19:00	0.512	10.02	3.16
09/04/2011 20:00	0.448	9.95	3.16
09/04/2011 21:00	0.404	10.01	3.16
09/04/2011 22:00	0.408	10.04	3.17
09/04/2011 23:00	0.454	9.97	3.16
10/04/2011 00:00	0.496	9.98	3.16
10/04/2011 01:00	0.553	9.92	3.16
10/04/2011 02:00	0.615	10.03	3.17
10/04/2011 03:00	0.664	9.98	3.16
10/04/2011 04:00	0.696	10.04	3.17
10/04/2011 05:00	0.675	10.03	3.17
10/04/2011 06:00	0.611	9.9	3.16
10/04/2011 07:00	0.541	10.03	3.17
10/04/2011 08:00	0.479	9.91	3.16
10/04/2011 09:00	0.427	9.88	3.16
10/04/2011 10:00	0.413	9.81	3.15
10/04/2011 11:00	0.44	9.86	3.16
10/04/2011 12:00	0.485	10.07	3.17
10/04/2011 13:00	0.536	10	3.17
10/04/2011 14:00	0.589	10.12	3.18
10/04/2011 15:00	0.642	10.01	3.17
10/04/2011 16:00	0.671	9.95	3.16
10/04/2011 17:00	0.67	9.99	3.17
10/04/2011 18:00	0.625	10	3.17
10/04/2011 19:00	0.561	10.04	3.17
10/04/2011 20:00	0.498	10.02	3.17
10/04/2011 21:00	0.439	10	3.17
10/04/2011 22:00	0.403	9.89	3.16
10/04/2011 23:00	0.409	10.03	3.17
11/04/2011 00:00	0.443	10.03	3.17
11/04/2011 01:00	0.488	10.05	3.17
11/04/2011 02:00	0.542	10.02	3.17
11/04/2011 03:00	0.605	9.96	3.16
11/04/2011 04:00	0.652	9.89	3.16
11/04/2011 05:00	0.681	9.96	3.16
11/04/2011 06:00	0.654	9.86	3.16
11/04/2011 07:00	0.6	10.09	3.18
11/04/2011 08:00	0.54	10.04	3.17
11/04/2011 09:00	0.488	9.97	3.17

11/04/2011 10:00	0.446	10.01	3.17
11/04/2011 11:00	0.442	10.03	3.17
11/04/2011 12:00	0.454	9.9	3.16
11/04/2011 13:00	0.503	9.98	3.17
11/04/2011 14:00	0.556	9.86	3.16
11/04/2011 15:00	0.609	10	3.17
11/04/2011 16:00	0.656	9.9	3.16
11/04/2011 17:00	0.689	9.9	3.16
11/04/2011 18:00	0.68	9.97	3.17
11/04/2011 19:00	0.631	10.02	3.17
11/04/2011 20:00	0.571	9.84	3.16
11/04/2011 21:00	0.515	9.99	3.17
11/04/2011 22:00	0.463	10.06	3.18
11/04/2011 23:00	0.436	10.06	3.18
12/04/2011 00:00	0.443	9.87	3.16
12/04/2011 01:00	0.469	9.93	3.16
12/04/2011 02:00	0.515	9.94	3.16
12/04/2011 03:00	0.573	9.78	3.15
12/04/2011 04:00	0.641	10.07	3.18
12/04/2011 05:00	0.694	9.95	3.16
12/04/2011 06:00	0.727	10.05	3.18
12/04/2011 07:00	0.72	9.97	3.17
12/04/2011 08:00	0.669	10.03	3.17
12/04/2011 09:00	0.616	9.89	3.16
12/04/2011 10:00	0.532	10.01	3.17
12/04/2011 11:00	0.52	9.98	3.17
12/04/2011 12:00	0.503	9.94	3.17
12/04/2011 13:00	0.513	10	3.17
12/04/2011 14:00	0.52	9.99	3.17
12/04/2011 15:00	0.585	10.06	3.18
12/04/2011 16:00	0.634	10.07	3.18
12/04/2011 17:00	0.679	10.05	3.18
12/04/2011 18:00	0.698	10.02	3.17
12/04/2011 19:00	0.696	10.04	3.17
12/04/2011 20:00	0.657	9.98	3.17
12/04/2011 21:00	0.597	10.03	3.17
12/04/2011 22:00	0.533	9.87	3.16
12/04/2011 23:00	0.473	10.1	3.18
13/04/2011 00:00	0.432	9.97	3.17
13/04/2011 01:00	0.413	10.05	3.18
13/04/2011 02:00	0.422	10.07	3.18
13/04/2011 03:00	0.466	10.1	3.18
13/04/2011 04:00	0.516	10.05	3.18
13/04/2011 05:00	0.574	9.86	3.16
13/04/2011 06:00	0.626	10.02	3.18
13/04/2011 07:00	0.665	10.1	3.18
13/04/2011 08:00	0.668	10.01	3.17
13/04/2011 09:00	0.629	10.05	3.18
13/04/2011 10:00	0.575	9.83	3.16
13/04/2011 11:00	0.524	10.05	3.18
13/04/2011 12:00	0.474	10.09	3.18
13/04/2011 13:00	0.448	9.99	3.17
13/04/2011 14:00	0.445	10.11	3.18
13/04/2011 15:00	0.467	10.01	3.17
13/04/2011 16:00	0.503	9.92	3.16
13/04/2011 17:00	0.56	10.03	3.18
13/04/2011 18:00	0.614	10.07	3.18
13/04/2011 19:00	0.651	10	3.17
13/04/2011 20:00	0.662	9.92	3.16

13/04/2011 21:00	0.64	9.97	3.17
13/04/2011 22:00	0.586	9.94	3.17
13/04/2011 23:00	0.524	9.96	3.17
14/04/2011 00:00	0.465	10.04	3.18
14/04/2011 01:00	0.413	9.8	3.16
14/04/2011 02:00	0.392	10.01	3.17
14/04/2011 03:00	0.407	9.94	3.17
14/04/2011 04:00	0.453	9.96	3.17
14/04/2011 05:00	0.514	10.02	3.17
14/04/2011 06:00	0.583	9.94	3.17
14/04/2011 07:00	0.646	10.06	3.18
14/04/2011 08:00	0.702	10.09	3.18
14/04/2011 09:00	0.72	9.9	3.16
14/04/2011 10:00	0.684	10.08	3.18
14/04/2011 11:00	0.636	10.06	3.18
14/04/2011 12:00	0.579	10.05	3.18
14/04/2011 13:00	0.519	10.06	3.18
14/04/2011 14:00	0.476	9.85	3.16
14/04/2011 15:00	0.454	10.03	3.18
14/04/2011 16:00	0.484	9.98	3.17
14/04/2011 17:00	0.534	9.88	3.16
14/04/2011 18:00	0.599	9.92	3.17
14/04/2011 19:00	0.65	9.95	3.17
14/04/2011 20:00	0.682	9.94	3.17
14/04/2011 21:00	0.694	9.91	3.16
14/04/2011 22:00	0.679	10.05	3.18
14/04/2011 23:00	0.618	10.03	3.18
15/04/2011 00:00	0.548	9.92	3.17
15/04/2011 01:00	0.481	9.89	3.16
15/04/2011 02:00	0.415	10.02	3.18
15/04/2011 03:00	0.377	9.88	3.16
15/04/2011 04:00	0.388	9.89	3.16
15/04/2011 05:00	0.433	9.93	3.17
15/04/2011 06:00	0.495	9.85	3.16
15/04/2011 07:00	0.558	9.99	3.17
15/04/2011 08:00	0.625	10.01	3.18
15/04/2011 09:00	0.663	9.95	3.17
15/04/2011 10:00	0.689	9.86	3.16
15/04/2011 11:00	0.664	9.93	3.17
15/04/2011 12:00	0.588	10	3.18
15/04/2011 13:00	0.525	9.9	3.17
15/04/2011 14:00	0.458	9.94	3.17
15/04/2011 15:00	0.405	9.94	3.17
15/04/2011 16:00	0.398	10.01	3.18
15/04/2011 17:00	0.44	9.89	3.17
15/04/2011 18:00	0.496	10.06	3.18
15/04/2011 19:00	0.56	9.95	3.17
15/04/2011 20:00	0.623	10.04	3.18
15/04/2011 21:00	0.666	9.89	3.17
15/04/2011 22:00	0.675	10	3.18
15/04/2011 23:00	0.664	10.01	3.18
16/04/2011 00:00	0.605	9.93	3.17
16/04/2011 01:00	0.519	9.85	3.16
16/04/2011 02:00	0.445	9.99	3.18
16/04/2011 03:00	0.376	10.02	3.18
16/04/2011 04:00	0.34	9.92	3.17
16/04/2011 05:00	0.374	10.01	3.18
16/04/2011 06:00	0.435	9.93	3.17
16/04/2011 07:00	0.508	10.04	3.18

16/04/2011 08:00	0.575	10.01	3.18
16/04/2011 09:00	0.651	10.05	3.18
16/04/2011 10:00	0.696	9.92	3.17
16/04/2011 11:00	0.714	9.87	3.17
16/04/2011 12:00	0.678	9.93	3.17
16/04/2011 13:00	0.604	9.84	3.16
16/04/2011 14:00	0.528	9.89	3.17
16/04/2011 15:00	0.452	10	3.18
16/04/2011 16:00	0.404	9.81	3.16
16/04/2011 17:00	0.412	9.93	3.17
16/04/2011 18:00	0.474	10.03	3.18
16/04/2011 19:00	0.545	10	3.18
16/04/2011 20:00	0.616	10.04	3.18
16/04/2011 21:00	0.685	9.96	3.18
16/04/2011 22:00	0.721	9.97	3.18
16/04/2011 23:00	0.713	9.9	3.17
17/04/2011 00:00	0.692	9.84	3.17
17/04/2011 01:00	0.611	9.93	3.17
17/04/2011 02:00	0.521	9.9	3.17
17/04/2011 03:00	0.432	9.89	3.17
17/04/2011 04:00	0.357	9.91	3.17
17/04/2011 05:00	0.331	9.82	3.17
17/04/2011 06:00	0.378	10.01	3.18
17/04/2011 07:00	0.448	9.89	3.17
17/04/2011 08:00	0.516	10.05	3.18
17/04/2011 09:00	0.592	10.06	3.19
17/04/2011 10:00	0.666	9.97	3.18
17/04/2011 11:00	0.701	9.98	3.18
17/04/2011 12:00	0.719	10.01	3.18
17/04/2011 13:00	0.664	9.96	3.18
17/04/2011 14:00	0.577	9.96	3.18
17/04/2011 15:00	0.495	9.97	3.18
17/04/2011 16:00	0.418	9.95	3.18
17/04/2011 17:00	0.374	9.98	3.18
17/04/2011 18:00	0.418	9.97	3.18
17/04/2011 19:00	0.492	9.94	3.18
17/04/2011 20:00	0.564	9.86	3.17
17/04/2011 21:00	0.637	9.94	3.18
17/04/2011 22:00	0.705	9.96	3.18
17/04/2011 23:00	0.74	10.03	3.19
18/04/2011 00:00	0.729	9.98	3.18
18/04/2011 01:00	0.691	9.95	3.18
18/04/2011 02:00	0.601	10.02	3.19
18/04/2011 03:00	0.505	9.94	3.18
18/04/2011 04:00	0.412	9.86	3.18
18/04/2011 05:00	0.339	9.98	3.19
18/04/2011 06:00	0.321	9.92	3.18
18/04/2011 07:00	0.386	9.94	3.18
18/04/2011 08:00	0.459	9.97	3.18
18/04/2011 09:00	0.53	10.06	3.19
18/04/2011 10:00	0.609	9.91	3.18
18/04/2011 11:00	0.683	10.07	3.2
18/04/2011 12:00	0.701	10.04	3.19
18/04/2011 13:00	0.711	10.02	3.19
18/04/2011 14:00	0.636	9.89	3.18
18/04/2011 15:00	0.544	10.02	3.19
18/04/2011 16:00	0.464	9.94	3.18
18/04/2011 17:00	0.39	9.87	3.18
18/04/2011 18:00	0.36	9.87	3.18

18/04/2011 19:00	0.42	9.85	3.18
18/04/2011 20:00	0.5	9.96	3.18
18/04/2011 21:00	0.571	10.01	3.19
18/04/2011 22:00	0.652	10.08	3.2
18/04/2011 23:00	0.728	9.94	3.18
19/04/2011 00:00	0.746	9.94	3.18
19/04/2011 01:00	0.739	10.04	3.19
19/04/2011 02:00	0.688	10.07	3.19
19/04/2011 03:00	0.584	9.87	3.18
19/04/2011 04:00	0.484	9.99	3.18
19/04/2011 05:00	0.39	9.92	3.18
19/04/2011 06:00	0.323	9.93	3.18
19/04/2011 07:00	0.323	9.93	3.18
19/04/2011 08:00	0.401	10	3.18
19/04/2011 09:00	0.468	9.99	3.18
19/04/2011 10:00	0.542	10.04	3.18
19/04/2011 11:00	0.627	9.99	3.18
19/04/2011 12:00	0.692	9.96	3.18
19/04/2011 13:00	0.716	10.01	3.18
19/04/2011 14:00	0.7	10.06	3.18
19/04/2011 15:00	0.613	9.99	3.18
19/04/2011 16:00	-4.579	17.54	0.04
19/04/2011 17:00	0.448	10.1	3.15
19/04/2011 18:00	0.396	10.03	3.14
19/04/2011 19:00	0.383	10.08	3.14
19/04/2011 20:00	0.453	10.15	3.13
19/04/2011 21:00	0.517	10.12	3.13
19/04/2011 22:00	0.592	10.09	3.12
19/04/2011 23:00	0.677	10.03	3.12
20/04/2011 00:00	0.742	10.13	3.12
20/04/2011 01:00	0.757	9.87	3.1
20/04/2011 02:00	0.757	10.11	3.12
20/04/2011 03:00	0.697	10.05	3.11
20/04/2011 04:00	0.61	9.96	3.1
20/04/2011 05:00	0.523	9.99	3.1
20/04/2011 06:00	0.434	10.14	3.11
20/04/2011 07:00	0.376	9.88	3.09
20/04/2011 08:00	0.394	10.11	3.11
20/04/2011 09:00	0.448	10.02	3.1
20/04/2011 10:00	0.508	10.04	3.1
20/04/2011 11:00	0.581	10.02	3.1
20/04/2011 12:00	0.667	10.19	3.12
20/04/2011 13:00	0.705	10.12	3.11
20/04/2011 14:00	0.714	10.09	3.1
20/04/2011 15:00	0.676	10	3.1
20/04/2011 16:00	0.604	9.99	3.1
20/04/2011 17:00	0.523	10.03	3.1
20/04/2011 18:00	0.44	10.06	3.1
20/04/2011 19:00	0.375	10.02	3.1
20/04/2011 20:00	0.377	10.14	3.11
20/04/2011 21:00	0.443	10.08	3.1
20/04/2011 22:00	0.507	10.03	3.1
20/04/2011 23:00	0.579	9.88	3.08
21/04/2011 00:00	0.661	10.11	3.1
21/04/2011 01:00	0.722	10.14	3.11
21/04/2011 02:00	0.739	10.05	3.1
21/04/2011 03:00	0.737	9.95	3.09
21/04/2011 04:00	0.664	9.98	3.09
21/04/2011 05:00	0.579	10	3.1

21/04/2011 06:00	0.5	10.02	3.1
21/04/2011 07:00	0.42	9.88	3.08
21/04/2011 08:00	0.385	10.01	3.1
21/04/2011 09:00	0.427	10	3.09
21/04/2011 10:00	0.487	10.09	3.1
21/04/2011 11:00	0.541	10.15	3.1
21/04/2011 12:00	0.621	10.17	3.11
21/04/2011 13:00	0.683	10.12	3.1
21/04/2011 14:00	0.707	9.94	3.09
21/04/2011 15:00	0.714	9.99	3.09
21/04/2011 16:00	0.664	10.09	3.1
21/04/2011 17:00	0.581	10	3.09
21/04/2011 18:00	0.513	10.02	3.09
21/04/2011 19:00	0.437	10	3.09
21/04/2011 20:00	0.384	10.11	3.1
21/04/2011 21:00	0.407	10.04	3.1
21/04/2011 22:00	0.47	9.96	3.09
21/04/2011 23:00	0.53	10.12	3.1
22/04/2011 00:00	0.605	10.09	3.1
22/04/2011 01:00	0.687	10.07	3.1
22/04/2011 02:00	0.732	10.14	3.1
22/04/2011 03:00	0.758	10.1	3.1
22/04/2011 04:00	0.729	10	3.09
22/04/2011 05:00	0.655	9.98	3.09
22/04/2011 06:00	0.581	10.04	3.1
22/04/2011 07:00	0.499	10.02	3.09
22/04/2011 08:00	0.432	10.12	3.1
22/04/2011 09:00	0.414	10.12	3.1
22/04/2011 10:00	0.456	9.99	3.09
22/04/2011 11:00	0.505	10.12	3.1
22/04/2011 12:00	0.563	10	3.09
22/04/2011 13:00	0.634	9.97	3.09
22/04/2011 14:00	0.682	10.04	3.1
22/04/2011 15:00	0.701	9.95	3.09
22/04/2011 16:00	0.694	10.1	3.1
22/04/2011 17:00	0.63	10.03	3.09
22/04/2011 18:00	0.56	10.08	3.1
22/04/2011 19:00	0.485	10.07	3.1
22/04/2011 20:00	0.418	10	3.09
22/04/2011 21:00	0.378	10.07	3.1
22/04/2011 22:00	0.4	10.12	3.1
22/04/2011 23:00	0.451	10.04	3.09
23/04/2011 00:00	0.507	10.07	3.1
23/04/2011 01:00	0.575	10.11	3.1
23/04/2011 02:00	0.651	10.14	3.1
23/04/2011 03:00	0.698	10.08	3.1
23/04/2011 04:00	0.722	10.09	3.1
23/04/2011 05:00	0.689	10.05	3.1
23/04/2011 06:00	0.622	10.07	3.1
23/04/2011 07:00	0.556	10.03	3.1
23/04/2011 08:00	0.48	10.03	3.1
23/04/2011 09:00	0.43	10.1	3.1
23/04/2011 10:00	0.43	10.02	3.09
23/04/2011 11:00	0.473	10.07	3.1
23/04/2011 12:00	0.526	10.12	3.1
23/04/2011 13:00	0.576	10.08	3.1
23/04/2011 14:00	0.642	10.1	3.1
23/04/2011 15:00	0.683	10.01	3.1
23/04/2011 16:00	0.688	10	3.09

23/04/2011 17:00	0.672	9.94	3.09
23/04/2011 18:00	0.615	9.88	3.08
23/04/2011 19:00	0.543	10.04	3.1
23/04/2011 20:00	0.474	10.08	3.1
23/04/2011 21:00	0.408	10.04	3.1
23/04/2011 22:00	0.385	10.01	3.1
23/04/2011 23:00	0.407	9.92	3.09
24/04/2011 00:00	0.455	10.15	3.11
24/04/2011 01:00	0.507	10.14	3.1
24/04/2011 02:00	0.576	10.07	3.1
24/04/2011 03:00	0.641	10.15	3.1
24/04/2011 04:00	0.694	9.96	3.09
24/04/2011 05:00	0.719	10.14	3.1
24/04/2011 06:00	0.683	10.17	3.11
24/04/2011 07:00	0.624	9.97	3.09
24/04/2011 08:00	0.563	10.11	3.1
24/04/2011 09:00	0.509	10.04	3.1
24/04/2011 10:00	0.476	9.93	3.09
24/04/2011 11:00	0.485	10.08	3.1
24/04/2011 12:00	0.523	10.05	3.1
24/04/2011 13:00	0.568	9.99	3.09
24/04/2011 14:00	0.619	10.07	3.1
24/04/2011 15:00	0.673	10.08	3.1
24/04/2011 16:00	0.699	10.02	3.1
24/04/2011 17:00	0.703	10.09	3.1
24/04/2011 18:00	0.673	10.09	3.1
24/04/2011 19:00	0.615	10.15	3.11
24/04/2011 20:00	0.544	10.07	3.1
24/04/2011 21:00	0.475	10.12	3.1
24/04/2011 22:00	0.423	10.08	3.1
24/04/2011 23:00	0.398	10.11	3.1
25/04/2011 00:00	0.412	9.93	3.09
25/04/2011 01:00	0.443	10.06	3.1
25/04/2011 02:00	0.496	9.98	3.1
25/04/2011 03:00	0.559	10.22	3.11
25/04/2011 04:00	0.62	10.13	3.11
25/04/2011 05:00	0.673	10.15	3.11
25/04/2011 06:00	0.695	10.02	3.1
25/04/2011 07:00	0.669	10.03	3.1
25/04/2011 08:00	0.619	10.06	3.1
25/04/2011 09:00	0.566	10.02	3.1
25/04/2011 10:00	0.517	10.15	3.11
25/04/2011 11:00	0.487	10.17	3.11
25/04/2011 12:00	0.483	10.11	3.11
25/04/2011 13:00	0.507	10.03	3.1
25/04/2011 14:00	0.546	10.1	3.1
25/04/2011 15:00	0.591	10.11	3.11
25/04/2011 16:00	0.63	10.04	3.1
25/04/2011 17:00	0.661	10.19	3.11
25/04/2011 18:00	0.668	10.11	3.11
25/04/2011 19:00	0.652	10.09	3.1
25/04/2011 20:00	0.598	10.12	3.11
25/04/2011 21:00	0.54	10.1	3.11
25/04/2011 22:00	0.486	10.15	3.11
25/04/2011 23:00	0.433	9.98	3.1
26/04/2011 00:00	0.41	9.96	3.1
26/04/2011 01:00	0.412	10.16	3.11
26/04/2011 02:00	0.441	10.12	3.11
26/04/2011 03:00	0.481	9.99	3.1

26/04/2011 04:00	0.541	9.96	3.1
26/04/2011 05:00	0.599	10.09	3.1
26/04/2011 06:00	0.645	10.19	3.11
26/04/2011 07:00	0.675	10.13	3.11
26/04/2011 08:00	0.663	10.06	3.1
26/04/2011 09:00	0.629	9.98	3.1
26/04/2011 10:00	0.579	10.06	3.1
26/04/2011 11:00	0.539	10.08	3.1
26/04/2011 12:00	0.504	10.06	3.1
26/04/2011 13:00	0.493	10.13	3.11
26/04/2011 14:00	0.513	10.09	3.1
26/04/2011 15:00	0.545	10.08	3.1
26/04/2011 16:00	0.585	10.16	3.11
26/04/2011 17:00	0.633	10.1	3.11
26/04/2011 18:00	0.659	9.98	3.1
26/04/2011 19:00	0.668	10.05	3.1
26/04/2011 20:00	0.649	10.16	3.11
26/04/2011 21:00	0.613	10.14	3.11
26/04/2011 22:00	0.558	10.14	3.11
26/04/2011 23:00	0.511	10.12	3.11
27/04/2011 00:00	0.455	10.12	3.11
27/04/2011 01:00	0.419	10.02	3.1
27/04/2011 02:00	0.408	10.11	3.11
27/04/2011 03:00	0.426	10.07	3.1
27/04/2011 04:00	0.47	10.1	3.11
27/04/2011 05:00	0.524	10.06	3.1
27/04/2011 06:00	0.58	10.01	3.1
27/04/2011 07:00	0.634	10.03	3.1
27/04/2011 08:00	0.677	10.15	3.11
27/04/2011 09:00	0.674	10.18	3.11
27/04/2011 10:00	0.641	10.12	3.11
27/04/2011 11:00	0.6	10.08	3.1
27/04/2011 12:00	0.555	10.11	3.11
27/04/2011 13:00	0.517	10.14	3.11
27/04/2011 14:00	0.499	10.15	3.11
27/04/2011 15:00	0.511	10.13	3.11
27/04/2011 16:00	0.548	10.1	3.11
27/04/2011 17:00	0.585	10.11	3.11
27/04/2011 18:00	0.634	10.07	3.1
27/04/2011 19:00	0.668	10.1	3.11
27/04/2011 20:00	0.685	10.16	3.11
27/04/2011 21:00	0.675	10.05	3.1
27/04/2011 22:00	0.636	10.15	3.11
27/04/2011 23:00	0.589	10.18	3.11
28/04/2011 00:00	0.529	10.09	3.11
28/04/2011 01:00	0.477	10.14	3.11
28/04/2011 02:00	0.434	9.94	3.09
28/04/2011 03:00	0.429	10.14	3.11
28/04/2011 04:00	0.445	10.02	3.1
28/04/2011 05:00	0.487	10.18	3.11
28/04/2011 06:00	0.542	10.08	3.1
28/04/2011 07:00	0.599	10.01	3.1
28/04/2011 08:00	0.647	10.16	3.11
28/04/2011 09:00	0.692	9.97	3.1
28/04/2011 10:00	0.7	10.11	3.11
28/04/2011 11:00	0.671	10.17	3.11
28/04/2011 12:00	0.622	10.11	3.11
28/04/2011 13:00	0.574	10.1	3.11
28/04/2011 14:00	0.528	10.17	3.11

28/04/2011 15:00	0.514	10.13	3.11
28/04/2011 16:00	0.538	10.16	3.11
28/04/2011 17:00	0.573	10.13	3.11
28/04/2011 18:00	0.616	10.19	3.12
28/04/2011 19:00	0.662	10.24	3.12
28/04/2011 20:00	0.701	10.1	3.1
28/04/2011 21:00	0.71	10.18	3.11
28/04/2011 22:00	0.702	10.16	3.11
28/04/2011 23:00	0.664	10.01	3.1
29/04/2011 00:00	0.606	10.14	3.11
29/04/2011 01:00	0.543	10.12	3.11
29/04/2011 02:00	0.487	10.16	3.11
29/04/2011 03:00	0.446	10.05	3.1
29/04/2011 04:00	0.435	10.13	3.11
29/04/2011 05:00	0.459	10.21	3.12
29/04/2011 06:00	0.502	10.09	3.1
29/04/2011 07:00	0.553	10.15	3.11
29/04/2011 08:00	0.609	10.02	3.1
29/04/2011 09:00	0.662	10.15	3.11
29/04/2011 10:00	0.691	10.19	3.11
29/04/2011 11:00	0.688	10.14	3.11
29/04/2011 12:00	0.645	10.04	3.1
29/04/2011 13:00	0.599	10.09	3.1
29/04/2011 14:00	0.547	10.15	3.11
29/04/2011 15:00	0.503	10.13	3.11
29/04/2011 16:00	0.49	10.14	3.11
29/04/2011 17:00	0.522	10.01	3.1
29/04/2011 18:00	0.566	10.07	3.1
29/04/2011 19:00	0.617	10.15	3.11
29/04/2011 20:00	0.668	10	3.1
29/04/2011 21:00	0.71	10.14	3.11
29/04/2011 22:00	0.725	10.15	3.11
29/04/2011 23:00	0.713	10.2	3.11
30/04/2011 00:00	0.665	9.99	3.1
30/04/2011 01:00	0.598	10.16	3.11
30/04/2011 02:00	0.535	10.06	3.1
30/04/2011 03:00	0.477	10.11	3.1
30/04/2011 04:00	0.443	10.12	3.1
30/04/2011 05:00	0.442	10.13	3.11
30/04/2011 06:00	0.477	10.14	3.11
30/04/2011 07:00	0.52	10.13	3.11
30/04/2011 08:00	0.581	10.16	3.11
30/04/2011 09:00	0.635	10.17	3.11
30/04/2011 10:00	0.682	10.21	3.11
30/04/2011 11:00	0.713	10.17	3.11
30/04/2011 12:00	0.689	10.05	3.1
30/04/2011 13:00	0.628	9.94	3.09
30/04/2011 14:00	0.576	10.13	3.11
30/04/2011 15:00	0.513	10.08	3.1
30/04/2011 16:00	0.484	10.09	3.1
30/04/2011 17:00	0.492	10.23	3.12
30/04/2011 18:00	0.53	10.06	3.1
30/04/2011 19:00	0.586	9.99	3.1
30/04/2011 20:00	0.639	10.08	3.1
30/04/2011 21:00	0.691	10.17	3.11
30/04/2011 22:00	0.72	10.1	3.1
30/04/2011 23:00	0.732	10.1	3.1
01/05/2011 00:00	0.709	10.18	3.11
01/05/2011 01:00	0.645	10.24	3.12

01/05/2011 02:00	0.578	10.23	3.11
01/05/2011 03:00	0.515	10.17	3.11
01/05/2011 04:00	0.462	9.96	3.09
01/05/2011 05:00	0.435	10.11	3.1
01/05/2011 06:00	0.455	10.1	3.1
01/05/2011 07:00	0.501	9.99	3.1
01/05/2011 08:00	0.551	10.23	3.12
01/05/2011 09:00	0.61	10.09	3.1
01/05/2011 10:00	0.67	10.1	3.1
01/05/2011 11:00	0.708	10.2	3.11
01/05/2011 12:00	0.714	10.17	3.11
01/05/2011 13:00	0.667	10.13	3.1
01/05/2011 14:00	0.609	10.06	3.1
01/05/2011 15:00	0.546	10.13	3.11
01/05/2011 16:00	0.494	10.12	3.1
01/05/2011 17:00	0.466	10.08	3.1
01/05/2011 18:00	0.494	10.19	3.11
01/05/2011 19:00	0.55	10.16	3.11
01/05/2011 20:00	0.602	10.27	3.12
01/05/2011 21:00	0.661	10.18	3.11
01/05/2011 22:00	0.714	10.21	3.11
01/05/2011 23:00	0.74	10.2	3.11
02/05/2011 00:00	0.742	10.26	3.12
02/05/2011 01:00	0.7	10.08	3.1
02/05/2011 02:00	0.631	10.03	3.1
02/05/2011 03:00	0.562	10.16	3.11
02/05/2011 04:00	0.493	10.1	3.1
02/05/2011 05:00	0.442	10.17	3.11
02/05/2011 06:00	0.439	10.15	3.11
02/05/2011 07:00	0.474	10.18	3.11
02/05/2011 08:00	0.522	10.15	3.11
02/05/2011 09:00	0.579	10.17	3.11
02/05/2011 10:00	0.639	10.18	3.11
02/05/2011 11:00	0.687	10.3	3.12
02/05/2011 12:00	0.709	10.13	3.1
02/05/2011 13:00	0.692	10.21	3.11
02/05/2011 14:00	0.634	10.11	3.1
02/05/2011 15:00	0.565	10.13	3.1
02/05/2011 16:00	0.502	10.14	3.1
02/05/2011 17:00	0.456	10.11	3.1
02/05/2011 18:00	0.455	10.1	3.1
02/05/2011 19:00	0.509	10.03	3.1
02/05/2011 20:00	0.563	10.23	3.11
02/05/2011 21:00	0.619	10.18	3.11
02/05/2011 22:00	0.679	10.16	3.11
02/05/2011 23:00	0.719	10.1	3.1
03/05/2011 00:00	0.728	10.23	3.11
03/05/2011 01:00	0.717	10.19	3.11
03/05/2011 02:00	0.657	10.17	3.11
03/05/2011 03:00	0.579	10.16	3.11
03/05/2011 04:00	0.508	10.06	3.1
03/05/2011 05:00	0.441	10.08	3.1
03/05/2011 06:00	0.408	10.04	3.1
03/05/2011 07:00	0.444	10.17	3.11
03/05/2011 08:00	0.497	10.21	3.11
03/05/2011 09:00	0.548	10.08	3.1
03/05/2011 10:00	0.609	10.19	3.11
03/05/2011 11:00	0.667	10.08	3.1
03/05/2011 12:00	0.697	10.2	3.11

03/05/2011 13:00	0.705	10.07	3.1
03/05/2011 14:00	0.66	10.23	3.11
03/05/2011 15:00	0.586	10.22	3.11
03/05/2011 16:00	0.518	10.15	3.1
03/05/2011 17:00	0.449	10.17	3.11
03/05/2011 18:00	0.411	10.15	3.11
03/05/2011 19:00	0.442	10.19	3.11
03/05/2011 20:00	0.501	10.19	3.11
03/05/2011 21:00	0.557	10.03	3.1
03/05/2011 22:00	0.621	10.21	3.11
03/05/2011 23:00	0.686	10.22	3.11
04/05/2011 00:00	0.715	10.31	3.12
04/05/2011 01:00	0.735	10.13	3.1
04/05/2011 02:00	0.699	10.15	3.1
04/05/2011 03:00	0.625	10.21	3.11
04/05/2011 04:00	0.548	10.14	3.1
04/05/2011 05:00	0.479	10.2	3.11
04/05/2011 06:00	0.425	10.14	3.1
04/05/2011 07:00	0.424	10.18	3.11
04/05/2011 08:00	0.477	10.22	3.11
04/05/2011 09:00	0.523	10.15	3.1
04/05/2011 10:00	0.583	10.23	3.11
04/05/2011 11:00	0.648	10.22	3.11
04/05/2011 12:00	0.695	10.09	3.1
04/05/2011 13:00	0.71	10.29	3.12
04/05/2011 14:00	0.696	10.14	3.1
04/05/2011 15:00	0.631	10.15	3.11
04/05/2011 16:00	0.555	10.07	3.1
04/05/2011 17:00	0.479	10.18	3.11
04/05/2011 18:00	0.415	10.14	3.1
04/05/2011 19:00	0.401	10.16	3.1
04/05/2011 20:00	0.449	10.15	3.1
04/05/2011 21:00	0.496	10.01	3.1
04/05/2011 22:00	0.554	10.16	3.11
04/05/2011 23:00	0.618	10.2	3.11
05/05/2011 00:00	0.671	10.29	3.12
05/05/2011 01:00	0.697	10.11	3.1
05/05/2011 02:00	0.696	10.19	3.11
05/05/2011 03:00	0.634	10.11	3.1
05/05/2011 04:00	0.56	10.24	3.11
05/05/2011 05:00	0.49	10.04	3.1
05/05/2011 06:00	0.42	10.08	3.1
05/05/2011 07:00	0.39	10.01	3.09
05/05/2011 08:00	0.419	10.17	3.11
05/05/2011 09:00	0.465	10.13	3.1
05/05/2011 10:00	0.515	9.98	3.09
05/05/2011 11:00	0.577	10.21	3.11
05/05/2011 12:00	0.638	10.21	3.11
05/05/2011 13:00	0.668	10.07	3.1
05/05/2011 14:00	0.679	10.22	3.11
05/05/2011 15:00	0.631	10.07	3.1
05/05/2011 16:00	0.561	10.21	3.11
05/05/2011 17:00	0.491	10.07	3.1
05/05/2011 18:00	0.419	10.06	3.1
05/05/2011 19:00	0.372	10.16	3.1
05/05/2011 20:00	0.383	10.08	3.1
05/05/2011 21:00	0.426	10.19	3.11
05/05/2011 22:00	0.481	10.23	3.11
05/05/2011 23:00	0.539	10.23	3.11

06/05/2011 00:00	0.607	10.24	3.11
06/05/2011 01:00	0.654	10.19	3.11
06/05/2011 02:00	0.679	10.21	3.11
06/05/2011 03:00	0.651	10.21	3.11
06/05/2011 04:00	0.58	10.11	3.1
06/05/2011 05:00	0.516	10.19	3.11
06/05/2011 06:00	0.448	10.1	3.1
06/05/2011 07:00	0.393	10.06	3.1
06/05/2011 08:00	0.389	10.13	3.1
06/05/2011 09:00	0.433	10.3	3.12
06/05/2011 10:00	0.483	10.17	3.11
06/05/2011 11:00	0.541	10.24	3.11
06/05/2011 12:00	0.604	10.24	3.11
06/05/2011 13:00	0.655	10.18	3.1
06/05/2011 14:00	0.669	10.12	3.1
06/05/2011 15:00	0.66	10.17	3.11
06/05/2011 16:00	0.601	10.17	3.11
06/05/2011 17:00	0.526	10.23	3.11
06/05/2011 18:00	0.457	10.18	3.1
06/05/2011 19:00	0.396	10.19	3.11
06/05/2011 20:00	0.367	10.19	3.11
06/05/2011 21:00	0.399	10.19	3.11
06/05/2011 22:00	0.447	10.25	3.11
06/05/2011 23:00	0.505	10.27	3.11
07/05/2011 00:00	0.574	10.04	3.1
07/05/2011 01:00	0.634	10.22	3.11
07/05/2011 02:00	0.674	10.24	3.11
07/05/2011 03:00	0.688	10.11	3.1
07/05/2011 04:00	0.636	10.11	3.1
07/05/2011 05:00	0.565	10.15	3.1
07/05/2011 06:00	0.499	10.17	3.1
07/05/2011 07:00	0.439	10.13	3.1
07/05/2011 08:00	0.408	10.24	3.11
07/05/2011 09:00	0.429	10.23	3.11
07/05/2011 10:00	0.479	10.23	3.11
07/05/2011 11:00	0.528	10.25	3.11
07/05/2011 12:00	0.597	10.19	3.1
07/05/2011 13:00	0.655	10.17	3.1
07/05/2011 14:00	0.68	10.29	3.12
07/05/2011 15:00	0.69	10.17	3.1
07/05/2011 16:00	0.657	10.21	3.11
07/05/2011 17:00	0.588	10.21	3.11
07/05/2011 18:00	0.517	10.16	3.1
07/05/2011 19:00	0.444	10.03	3.09
07/05/2011 20:00	0.387	10.22	3.11
07/05/2011 21:00	0.383	10.23	3.11
07/05/2011 22:00	0.428	10.16	3.1
07/05/2011 23:00	0.471	10.29	3.11
08/05/2011 00:00	0.53	10.27	3.11
08/05/2011 01:00	0.597	10.18	3.1
08/05/2011 02:00	0.658	10.33	3.12
08/05/2011 03:00	0.698	10.2	3.11
08/05/2011 04:00	0.683	10.05	3.1
08/05/2011 05:00	0.615	10.15	3.1
08/05/2011 06:00	0.548	10.22	3.11
08/05/2011 07:00	0.482	10.05	3.09
08/05/2011 08:00	0.429	10.06	3.1
08/05/2011 09:00	0.409	10.23	3.11
08/05/2011 10:00	0.43	10.29	3.11

08/05/2011 11:00	0.463	10.32	3.12
08/05/2011 12:00	0.516	10.31	3.12
08/05/2011 13:00	0.569	10.29	3.11
08/05/2011 14:00	0.613	10.21	3.11
08/05/2011 15:00	0.628	10.06	3.1
08/05/2011 16:00	0.626	10.22	3.11
08/05/2011 17:00	0.569	10.22	3.11
08/05/2011 18:00	0.504	10.13	3.1
08/05/2011 19:00	0.446	10.12	3.1
08/05/2011 20:00	0.378	10.23	3.11
08/05/2011 21:00	0.338	10.21	3.11
08/05/2011 22:00	0.342	10.13	3.1
08/05/2011 23:00	0.375	10.24	3.11
09/05/2011 00:00	0.423	10.21	3.11
09/05/2011 01:00	0.494	10.27	3.11
09/05/2011 02:00	0.557	10.28	3.11
09/05/2011 03:00	0.611	10.16	3.1
09/05/2011 04:00	0.646	10.16	3.1
09/05/2011 05:00	0.623	10.23	3.11
09/05/2011 06:00	0.564	10.08	3.1
09/05/2011 07:00	0.509	10.24	3.11
09/05/2011 08:00	0.454	10.1	3.1
09/05/2011 09:00	0.42	10.13	3.1
09/05/2011 10:00	0.432	10.25	3.11
09/05/2011 11:00	0.47	10.24	3.11
09/05/2011 12:00	0.518	10.18	3.1
09/05/2011 13:00	0.577	10.26	3.11
09/05/2011 14:00	0.638	10.25	3.1
09/05/2011 15:00	0.67	10.22	3.1
09/05/2011 16:00	0.68	10.15	3.09
09/05/2011 17:00	0.659	10.17	3.09
09/05/2011 18:00	0.61	10.24	3.09
09/05/2011 19:00	0.551	10.23	3.09
09/05/2011 20:00	0.481	10.24	3.09
09/05/2011 21:00	0.419	10.24	3.08
09/05/2011 22:00	0.384	10.28	3.08
09/05/2011 23:00	0.395	10.26	3.08
10/05/2011 00:00	0.426	10.34	3.09
10/05/2011 01:00	0.48	10.25	3.08
10/05/2011 02:00	0.545	10.33	3.08
10/05/2011 03:00	0.607	10.23	3.08
10/05/2011 04:00	0.659	10.21	3.07
10/05/2011 05:00	0.686	10.29	3.08
10/05/2011 06:00	0.654	10.37	3.08
10/05/2011 07:00	0.597	10.32	3.08
10/05/2011 08:00	0.527	10.3	3.08
10/05/2011 09:00	0.474	10.25	3.08
10/05/2011 10:00	0.439	10.34	3.08
10/05/2011 11:00	0.446	10.3	3.08
10/05/2011 12:00	0.476	10.19	3.07
10/05/2011 13:00	0.513	10.24	3.07
10/05/2011 14:00	0.558	10.32	3.08
10/05/2011 15:00	0.611	10.21	3.07
10/05/2011 16:00	0.639	10.33	3.08
10/05/2011 17:00	0.647	10.23	3.07
10/05/2011 18:00	0.631	10.27	3.08
10/05/2011 19:00	0.578	10.18	3.07
10/05/2011 20:00	0.513	10.25	3.07
10/05/2011 21:00	0.446	10.26	3.07

10/05/2011 22:00	0.39	10.27	3.08
10/05/2011 23:00	0.357	10.31	3.08
11/05/2011 00:00	0.354	10.2	3.07
11/05/2011 01:00	0.39	10.27	3.07
11/05/2011 02:00	0.438	10.25	3.07
11/05/2011 03:00	0.501	10.31	3.08
11/05/2011 04:00	0.568	10.34	3.08
11/05/2011 05:00	0.625	10.14	3.06
11/05/2011 06:00	0.654	10.33	3.08
11/05/2011 07:00	0.628	10.3	3.08
11/05/2011 08:00	0.579	10.28	3.08
11/05/2011 09:00	0.533	10.35	3.08
11/05/2011 10:00	0.484	10.27	3.07
11/05/2011 11:00	0.453	10.26	3.07
11/05/2011 12:00	0.467	10.27	3.07
11/05/2011 13:00	0.496	10.23	3.07
11/05/2011 14:00	0.536	10.33	3.08
11/05/2011 15:00	0.589	10.36	3.08
11/05/2011 16:00	0.639	10.35	3.08
11/05/2011 17:00	0.678	10.21	3.07
11/05/2011 18:00	0.678	10.25	3.07
11/05/2011 19:00	0.668	10.35	3.08
11/05/2011 20:00	0.615	10.27	3.07
11/05/2011 21:00	0.553	10.17	3.06
11/05/2011 22:00	0.484	10.34	3.08
11/05/2011 23:00	0.425	10.23	3.07
12/05/2011 00:00	0.386	10.24	3.07
12/05/2011 01:00	0.377	10.16	3.06
12/05/2011 02:00	0.401	10.31	3.08
12/05/2011 03:00	0.448	10.26	3.07
12/05/2011 04:00	0.508	10.18	3.06
12/05/2011 05:00	0.568	10.25	3.07
12/05/2011 06:00	0.624	10.36	3.08
12/05/2011 07:00	0.659	10.28	3.07
12/05/2011 08:00	0.633	10.22	3.07
12/05/2011 09:00	0.59	10.26	3.07
12/05/2011 10:00	0.541	10.19	3.06
12/05/2011 11:00	0.492	10.22	3.07
12/05/2011 12:00	0.454	10.26	3.07
12/05/2011 13:00	0.436	10.28	3.07
12/05/2011 14:00	0.455	10.31	3.07
12/05/2011 15:00	0.495	10.31	3.07
12/05/2011 16:00	0.547	10.3	3.07
12/05/2011 17:00	0.596	10.23	3.07
12/05/2011 18:00	0.637	10.17	3.06
12/05/2011 19:00	0.661	10.32	3.07
12/05/2011 20:00	0.652	10.35	3.08
12/05/2011 21:00	0.608	10.28	3.07
12/05/2011 22:00	0.539	10.31	3.07
12/05/2011 23:00	0.479	10.16	3.06
13/05/2011 00:00	0.411	10.34	3.08
13/05/2011 01:00	0.365	10.36	3.08
13/05/2011 02:00	0.355	10.2	3.06
13/05/2011 03:00	0.378	10.31	3.07
13/05/2011 04:00	0.434	10.35	3.08
13/05/2011 05:00	0.494	10.41	3.08
13/05/2011 06:00	0.562	10.26	3.07
13/05/2011 07:00	0.616	10.33	3.07
13/05/2011 08:00	0.651	10.28	3.07

13/05/2011 09:00	0.652	10.23	3.06
13/05/2011 10:00	0.615	10.19	3.06
13/05/2011 11:00	0.566	10.35	3.08
13/05/2011 12:00	0.513	10.22	3.06
13/05/2011 13:00	0.459	10.24	3.07
13/05/2011 14:00	0.429	10.14	3.06
13/05/2011 15:00	0.438	10.32	3.07
13/05/2011 16:00	0.48	10.25	3.07
13/05/2011 17:00	0.527	10.41	3.08
13/05/2011 18:00	0.587	10.17	3.06
13/05/2011 19:00	0.633	10.33	3.07
13/05/2011 20:00	0.653	10.28	3.07
13/05/2011 21:00	0.652	10.23	3.06
13/05/2011 22:00	0.61	10.31	3.07
13/05/2011 23:00	0.544	10.3	3.07
14/05/2011 00:00	0.476	10.27	3.07
14/05/2011 01:00	0.409	10.2	3.06
14/05/2011 02:00	0.356	10.17	3.06
14/05/2011 03:00	0.345	10.25	3.07
14/05/2011 04:00	0.376	10.33	3.07
14/05/2011 05:00	0.428	10.39	3.08
14/05/2011 06:00	0.486	10.26	3.07
14/05/2011 07:00	0.549	10.39	3.08
14/05/2011 08:00	0.606	10.3	3.07
14/05/2011 09:00	0.643	10.36	3.08
14/05/2011 10:00	0.651	10.34	3.07
14/05/2011 11:00	0.605	10.24	3.06
14/05/2011 12:00	0.553	10.21	3.06
14/05/2011 13:00	0.495	10.29	3.07
14/05/2011 14:00	0.443	10.29	3.07
14/05/2011 15:00	0.417	10.31	3.07
14/05/2011 16:00	0.445	10.28	3.07
14/05/2011 17:00	0.495	10.33	3.07
14/05/2011 18:00	0.553	10.24	3.06
14/05/2011 19:00	0.618	10.2	3.06
14/05/2011 20:00	0.671	10.18	3.06
14/05/2011 21:00	0.691	10.36	3.07
14/05/2011 22:00	0.682	10.37	3.07
14/05/2011 23:00	0.645	10.29	3.07
15/05/2011 00:00	0.567	10.34	3.07
15/05/2011 01:00	0.493	10.35	3.07
15/05/2011 02:00	0.413	10.25	3.06
15/05/2011 03:00	0.354	10.34	3.07
15/05/2011 04:00	0.344	10.27	3.07
15/05/2011 05:00	0.391	10.3	3.07
15/05/2011 06:00	0.446	10.23	3.06
15/05/2011 07:00	0.506	10.32	3.07
15/05/2011 08:00	0.572	10.38	3.08
15/05/2011 09:00	0.631	10.39	3.08
15/05/2011 10:00	0.667	10.32	3.07
15/05/2011 11:00	0.675	10.25	3.06
15/05/2011 12:00	0.623	10.36	3.07
15/05/2011 13:00	0.555	10.32	3.07
15/05/2011 14:00	0.488	10.23	3.06
15/05/2011 15:00	0.42	10.26	3.06
15/05/2011 16:00	0.386	10.38	3.08
15/05/2011 17:00	0.424	10.38	3.08
15/05/2011 18:00	0.48	10.36	3.07
15/05/2011 19:00	0.541	10.36	3.07

15/05/2011 20:00	0.608	10.38	3.07
15/05/2011 21:00	0.661	10.44	3.08
15/05/2011 22:00	0.675	10.24	3.06
15/05/2011 23:00	0.668	10.31	3.07
16/05/2011 00:00	0.622	10.32	3.07
16/05/2011 01:00	0.536	10.28	3.06
16/05/2011 02:00	0.457	10.3	3.07
16/05/2011 03:00	0.372	10.31	3.07
16/05/2011 04:00	0.316	10.25	3.06
16/05/2011 05:00	0.311	10.22	3.06
16/05/2011 06:00	0.366	10.35	3.07
16/05/2011 07:00	0.423	10.35	3.07
16/05/2011 08:00	0.484	10.37	3.07
16/05/2011 09:00	0.558	10.28	3.06
16/05/2011 10:00	0.619	10.34	3.07
16/05/2011 11:00	0.644	10.37	3.07
16/05/2011 12:00	0.64	10.41	3.08
16/05/2011 13:00	0.572	10.34	3.07
16/05/2011 14:00	0.496	10.31	3.07
16/05/2011 15:00	0.426	10.37	3.07
16/05/2011 16:00	0.364	10.3	3.07
16/05/2011 17:00	0.352	10.34	3.07
16/05/2011 18:00	0.405	10.36	3.07
16/05/2011 19:00	0.471	10.39	3.07
16/05/2011 20:00	0.543	10.36	3.07
16/05/2011 21:00	0.619	10.43	3.08
16/05/2011 22:00	0.679	10.29	3.06
16/05/2011 23:00	0.697	10.33	3.07
17/05/2011 00:00	0.703	10.35	3.07
17/05/2011 01:00	0.642	10.3	3.06
17/05/2011 02:00	0.557	10.3	3.07
17/05/2011 03:00	0.476	10.28	3.06
17/05/2011 04:00	0.396	10.23	3.06
17/05/2011 05:00	0.344	10.32	3.07
17/05/2011 06:00	0.358	10.33	3.07
17/05/2011 07:00	0.421	10.26	3.06
17/05/2011 08:00	0.484	10.31	3.06
17/05/2011 09:00	0.554	10.35	3.07
17/05/2011 10:00	0.633	10.32	3.07
17/05/2011 11:00	0.68	10.34	3.07
17/05/2011 12:00	0.691	10.33	3.07
17/05/2011 13:00	0.676	10.37	3.07
17/05/2011 14:00	0.598	10.36	3.07
17/05/2011 15:00	0.519	10.31	3.06
17/05/2011 16:00	0.442	10.34	3.07
17/05/2011 17:00	0.379	10.3	3.06
17/05/2011 18:00	0.365	10.41	3.07
17/05/2011 19:00	0.419	10.21	3.06
17/05/2011 20:00	0.483	10.34	3.07
17/05/2011 21:00	0.55	10.21	3.06
17/05/2011 22:00	0.631	10.37	3.07
17/05/2011 23:00	0.689	10.32	3.07
18/05/2011 00:00	0.699	10.29	3.06
18/05/2011 01:00	0.695	10.34	3.07
18/05/2011 02:00	0.621	10.32	3.06
18/05/2011 03:00	0.535	10.34	3.07
18/05/2011 04:00	0.453	10.39	3.07
18/05/2011 05:00	0.376	10.3	3.06
18/05/2011 06:00	0.321	10.33	3.07

18/05/2011 07:00	0.352	10.36	3.07
18/05/2011 08:00	0.406	10.33	3.07
18/05/2011 09:00	0.472	10.32	3.07
18/05/2011 10:00	0.537	10.32	3.06
18/05/2011 11:00	0.614	10.37	3.07
18/05/2011 12:00	0.649	10.36	3.07
18/05/2011 13:00	0.654	10.4	3.07
18/05/2011 14:00	0.611	10.31	3.06
18/05/2011 15:00	0.527	10.27	3.06
18/05/2011 16:00	0.453	10.35	3.07
18/05/2011 17:00	0.373	10.33	3.07
18/05/2011 18:00	0.326	10.3	3.06
18/05/2011 19:00	0.342	10.36	3.07
18/05/2011 20:00	0.416	10.32	3.06
18/05/2011 21:00	0.484	10.37	3.07
18/05/2011 22:00	0.564	10.37	3.07
18/05/2011 23:00	0.654	10.45	3.08
19/05/2011 00:00	0.707	10.4	3.07
19/05/2011 01:00	0.725	10.41	3.07
19/05/2011 02:00	0.719	10.42	3.07
19/05/2011 03:00	0.645	10.34	3.07
19/05/2011 04:00	0.561	10.36	3.07
19/05/2011 05:00	0.477	10.28	3.06
19/05/2011 06:00	0.41	10.28	3.06
19/05/2011 07:00	0.377	10.33	3.07
19/05/2011 08:00	0.425	10.38	3.07
19/05/2011 09:00	0.493	10.25	3.06
19/05/2011 10:00	0.563	10.33	3.07
19/05/2011 11:00	0.644	10.39	3.07
19/05/2011 12:00	0.712	10.37	3.07
19/05/2011 13:00	0.727	10.25	3.06
19/05/2011 14:00	0.719	10.33	3.06
19/05/2011 15:00	0.661	10.37	3.07
19/05/2011 16:00	0.578	10.37	3.07
19/05/2011 17:00	0.494	10.4	3.07
19/05/2011 18:00	0.412	10.4	3.07
19/05/2011 19:00	0.369	10.33	3.06
19/05/2011 20:00	0.391	10.37	3.07
19/05/2011 21:00	0.456	10.35	3.07
19/05/2011 22:00	0.516	10.29	3.06
19/05/2011 23:00	0.588	10.38	3.07
20/05/2011 00:00	0.661	10.33	3.06
20/05/2011 01:00	0.699	10.31	3.06
20/05/2011 02:00	0.714	10.31	3.06
20/05/2011 03:00	0.683	10.36	3.07
20/05/2011 04:00	0.601	10.23	3.06
20/05/2011 05:00	0.523	10.3	3.06
20/05/2011 06:00	0.444	10.43	3.07
20/05/2011 07:00	0.37	10.33	3.06
20/05/2011 08:00	0.348	10.36	3.07
20/05/2011 09:00	0.393	10.44	3.07
20/05/2011 10:00	0.448	10.36	3.07
20/05/2011 11:00	0.508	10.37	3.07
20/05/2011 12:00	0.578	10.32	3.06
20/05/2011 13:00	0.634	10.4	3.07
20/05/2011 14:00	0.643	10.38	3.07
20/05/2011 15:00	0.632	10.27	3.06
20/05/2011 16:00	0.568	10.4	3.07
20/05/2011 17:00	0.49	10.35	3.06

20/05/2011 18:00	0.413	10.28	3.06
20/05/2011 19:00	0.343	10.26	3.06
20/05/2011 20:00	0.316	10.22	3.06
20/05/2011 21:00	0.356	10.38	3.07
20/05/2011 22:00	0.416	10.43	3.07
20/05/2011 23:00	0.479	10.42	3.07
21/05/2011 00:00	0.557	10.36	3.07
21/05/2011 01:00	0.637	10.4	3.07
21/05/2011 02:00	0.679	10.4	3.07
21/05/2011 03:00	0.707	10.42	3.07
21/05/2011 04:00	0.663	10.32	3.06
21/05/2011 05:00	0.588	10.29	3.06
21/05/2011 06:00	0.516	10.25	3.06
21/05/2011 07:00	0.441	10.39	3.07
21/05/2011 08:00	0.387	10.28	3.06
21/05/2011 09:00	0.401	10.28	3.06
21/05/2011 10:00	0.458	10.39	3.07
21/05/2011 11:00	0.511	10.44	3.07
21/05/2011 12:00	0.574	10.38	3.07
21/05/2011 13:00	0.637	10.3	3.06
21/05/2011 14:00	0.664	10.39	3.07
21/05/2011 15:00	0.659	10.41	3.07
21/05/2011 16:00	0.635	10.42	3.07
21/05/2011 17:00	0.563	10.29	3.06
21/05/2011 18:00	0.484	10.28	3.06
21/05/2011 19:00	0.412	10.34	3.06
21/05/2011 20:00	0.354	10.4	3.07
21/05/2011 21:00	0.328	10.25	3.06
21/05/2011 22:00	0.354	10.36	3.06
21/05/2011 23:00	0.404	10.37	3.07
22/05/2011 00:00	0.463	10.39	3.07
22/05/2011 01:00	0.53	10.31	3.06
22/05/2011 02:00	0.59	10.43	3.07
22/05/2011 03:00	0.632	10.49	3.08
22/05/2011 04:00	0.641	10.46	3.08
22/05/2011 05:00	0.585	10.34	3.06
22/05/2011 06:00	0.513	10.39	3.07
22/05/2011 07:00	0.447	10.37	3.07
22/05/2011 08:00	0.386	10.27	3.06
22/05/2011 09:00	0.353	10.38	3.07
22/05/2011 10:00	0.369	10.43	3.07
22/05/2011 11:00	0.418	10.39	3.07
22/05/2011 12:00	0.47	10.38	3.07
22/05/2011 13:00	0.533	10.34	3.06
22/05/2011 14:00	0.588	10.41	3.07
22/05/2011 15:00	0.62	10.33	3.06
22/05/2011 16:00	0.616	10.28	3.06
22/05/2011 17:00	0.565	10.31	3.06
22/05/2011 18:00	0.49	10.33	3.06
22/05/2011 19:00	0.432	10.38	3.06
22/05/2011 20:00	0.368	10.45	3.07
22/05/2011 21:00	0.328	10.29	3.06
22/05/2011 22:00	0.327	10.35	3.06
22/05/2011 23:00	0.359	10.34	3.06
23/05/2011 00:00	0.413	10.41	3.07
23/05/2011 01:00	0.482	10.4	3.07
23/05/2011 02:00	0.557	10.34	3.06
23/05/2011 03:00	0.625	10.35	3.06
23/05/2011 04:00	0.663	10.36	3.06

23/05/2011 05:00	0.664	10.41	3.07
23/05/2011 06:00	0.61	10.41	3.07
23/05/2011 07:00	0.549	10.25	3.06
23/05/2011 08:00	0.48	10.29	3.06
23/05/2011 09:00	0.435	10.49	3.08
23/05/2011 10:00	0.416	10.38	3.07
23/05/2011 11:00	0.438	10.37	3.06
23/05/2011 12:00	0.478	10.38	3.06
23/05/2011 13:00	0.519	10.3	3.06
23/05/2011 14:00	0.554	10.42	3.07
23/05/2011 15:00	0.577	10.33	3.06
23/05/2011 16:00	0.572	10.4	3.07
23/05/2011 17:00	0.539	10.32	3.06
23/05/2011 18:00	0.474	10.35	3.06
23/05/2011 19:00	0.407	10.4	3.07
23/05/2011 20:00	0.341	10.41	3.07
23/05/2011 21:00	0.279	10.27	3.06
23/05/2011 22:00	0.231	10.42	3.07
23/05/2011 23:00	0.215	10.42	3.07
24/05/2011 00:00	0.226	10.25	3.06
24/05/2011 01:00	0.268	10.43	3.07
24/05/2011 02:00	0.315	10.32	3.06
24/05/2011 03:00	0.381	10.39	3.06
24/05/2011 04:00	0.454	10.38	3.06
24/05/2011 05:00	0.508	10.39	3.07
24/05/2011 06:00	0.519	10.47	3.07
24/05/2011 07:00	0.491	10.4	3.07
24/05/2011 08:00	0.457	10.45	3.07
24/05/2011 09:00	0.437	10.37	3.06
24/05/2011 10:00	0.449	10.43	3.07
24/05/2011 11:00	0.487	10.32	3.06
24/05/2011 12:00	0.544	10.46	3.07
24/05/2011 13:00	0.592	10.32	3.06
24/05/2011 14:00	0.657	10.41	3.07
24/05/2011 15:00	0.715	10.44	3.07
24/05/2011 16:00	0.741	10.42	3.07
24/05/2011 17:00	0.742	10.3	3.06
24/05/2011 18:00	0.719	10.38	3.06
24/05/2011 19:00	0.676	10.39	3.07
24/05/2011 20:00	0.605	10.27	3.06
24/05/2011 21:00	0.531	10.44	3.07
24/05/2011 22:00	0.458	10.41	3.07
24/05/2011 23:00	0.404	10.32	3.06
25/05/2011 00:00	0.382	10.35	3.06
25/05/2011 01:00	0.391	10.4	3.07
25/05/2011 02:00	0.427	10.42	3.07
25/05/2011 03:00	0.48	10.46	3.07
25/05/2011 04:00	0.532	10.33	3.06
25/05/2011 05:00	0.582	10.47	3.07
25/05/2011 06:00	0.614	10.4	3.07
25/05/2011 07:00	0.602	10.42	3.07
25/05/2011 08:00	0.555	10.39	3.06
25/05/2011 09:00	0.505	10.4	3.07
25/05/2011 10:00	0.46	10.47	3.07
25/05/2011 11:00	0.42	10.42	3.07
25/05/2011 12:00	0.413	10.38	3.06
25/05/2011 13:00	0.427	10.47	3.07
25/05/2011 14:00	0.457	10.44	3.07
25/05/2011 15:00	0.499	10.45	3.07

25/05/2011 16:00	0.547	10.38	3.06
25/05/2011 17:00	0.581	10.52	3.08
25/05/2011 18:00	0.587	10.29	3.06
25/05/2011 19:00	0.581	10.5	3.07
25/05/2011 20:00	0.532	10.39	3.06
25/05/2011 21:00	0.471	10.37	3.06
25/05/2011 22:00	0.407	10.42	3.07
25/05/2011 23:00	0.347	10.47	3.07
26/05/2011 00:00	0.308	10.4	3.06
26/05/2011 01:00	0.294	10.42	3.07
26/05/2011 02:00	0.304	10.41	3.07
26/05/2011 03:00	0.344	10.33	3.06
26/05/2011 04:00	0.403	10.46	3.07
26/05/2011 05:00	0.464	10.33	3.06
26/05/2011 06:00	0.528	10.35	3.06
26/05/2011 07:00	0.576	10.39	3.07
26/05/2011 08:00	0.579	10.45	3.07
26/05/2011 09:00	0.531	10.44	3.07
26/05/2011 10:00	0.49	10.26	3.06
26/05/2011 11:00	0.453	10.35	3.06
26/05/2011 12:00	0.423	10.58	3.05
26/05/2011 13:00	0.421	10.56	3.03
26/05/2011 14:00	0.442	10.48	3.02
26/05/2011 15:00	0.467	10.4	3.01
26/05/2011 16:00	0.527	10.42	3
26/05/2011 17:00	0.568	10.44	3
26/05/2011 18:00	0.602	10.45	3
26/05/2011 19:00	0.625	10.43	3
26/05/2011 20:00	0.618	10.43	3
26/05/2011 21:00	0.578	10.4	3
26/05/2011 22:00	0.528	10.45	3
26/05/2011 23:00	0.474	10.38	2.99
27/05/2011 00:00	0.418	10.4	2.99
27/05/2011 01:00	0.387	10.44	3
27/05/2011 02:00	0.372	10.43	3
27/05/2011 03:00	0.397	10.39	2.99
27/05/2011 04:00	0.441	10.41	2.99
27/05/2011 05:00	0.498	10.47	3
27/05/2011 06:00	0.55	10.45	3
27/05/2011 07:00	0.597	10.41	2.99
27/05/2011 08:00	0.635	10.42	2.99
27/05/2011 09:00	0.643	10.38	2.99
27/05/2011 10:00	0.61	10.49	3
27/05/2011 11:00	0.57	10.47	3
27/05/2011 12:00	0.519	10.41	2.99
27/05/2011 13:00	0.474	10.44	3
27/05/2011 14:00	0.448	10.46	3
27/05/2011 15:00	0.443	10.4	2.99
27/05/2011 16:00	0.465	10.46	3
27/05/2011 17:00	0.507	10.36	2.99
27/05/2011 18:00	0.543	10.46	3
27/05/2011 19:00	0.571	10.37	2.99
27/05/2011 20:00	0.591	10.47	3
27/05/2011 21:00	0.58	10.44	2.99
27/05/2011 22:00	0.543	10.38	2.99
27/05/2011 23:00	0.489	10.42	2.99
28/05/2011 00:00	0.428	10.37	2.99
28/05/2011 01:00	0.366	10.46	3
28/05/2011 02:00	0.323	10.3	2.98

28/05/2011 03:00	0.304	10.45	2.99
28/05/2011 04:00	0.31	10.42	2.99
28/05/2011 05:00	0.339	10.46	3
28/05/2011 06:00	0.386	10.43	2.99
28/05/2011 07:00	0.434	10.47	3
28/05/2011 08:00	0.482	10.46	3
28/05/2011 09:00	0.53	10.42	2.99
28/05/2011 10:00	0.522	10.36	2.99
28/05/2011 11:00	0.484	10.36	2.99
28/05/2011 12:00	0.443	10.49	3
28/05/2011 13:00	0.409	10.39	2.99
28/05/2011 14:00	0.377	10.38	2.99
28/05/2011 15:00	0.375	10.46	3
28/05/2011 16:00	0.402	10.46	3
28/05/2011 17:00	0.434	10.41	2.99
28/05/2011 18:00	0.485	10.4	2.99
28/05/2011 19:00	0.543	10.53	3
28/05/2011 20:00	0.593	10.38	2.99
28/05/2011 21:00	0.627	10.38	2.99
28/05/2011 22:00	0.631	10.43	2.99
28/05/2011 23:00	0.595	10.43	2.99
29/05/2011 00:00	0.544	10.35	2.98
29/05/2011 01:00	0.493	10.38	2.99
29/05/2011 02:00	0.438	10.45	2.99
29/05/2011 03:00	0.394	10.38	2.99
29/05/2011 04:00	0.385	10.45	2.99
29/05/2011 05:00	0.406	10.4	2.99
29/05/2011 06:00	0.441	10.43	2.99
29/05/2011 07:00	0.488	10.46	3
29/05/2011 08:00	0.538	10.4	2.99
29/05/2011 09:00	0.584	10.37	2.99
29/05/2011 10:00	0.614	10.37	2.99
29/05/2011 11:00	0.597	10.43	2.99
29/05/2011 12:00	0.552	10.44	2.99
29/05/2011 13:00	0.496	10.39	2.99
29/05/2011 14:00	0.449	10.42	2.99
29/05/2011 15:00	0.394	10.43	2.99
29/05/2011 16:00	0.383	10.32	2.98
29/05/2011 17:00	0.396	10.36	2.98
29/05/2011 18:00	0.427	10.47	3
29/05/2011 19:00	0.478	10.42	2.99
29/05/2011 20:00	0.526	10.31	2.98
29/05/2011 21:00	0.573	10.36	2.98
29/05/2011 22:00	0.598	10.44	2.99
29/05/2011 23:00	0.591	10.33	2.98
30/05/2011 00:00	0.545	10.46	2.99
30/05/2011 01:00	0.491	10.42	2.99
30/05/2011 02:00	0.434	10.36	2.98
30/05/2011 03:00	0.389	10.47	3
30/05/2011 04:00	0.361	10.43	2.99
30/05/2011 05:00	0.368	10.5	3
30/05/2011 06:00	0.408	10.44	2.99
30/05/2011 07:00	0.454	10.46	2.99
30/05/2011 08:00	0.513	10.5	3
30/05/2011 09:00	0.573	10.42	2.99
30/05/2011 10:00	0.621	10.53	3
30/05/2011 11:00	0.635	10.49	3
30/05/2011 12:00	0.621	10.4	2.99
30/05/2011 13:00	0.565	10.45	2.99

30/05/2011 14:00	0.505	10.34	2.98
30/05/2011 15:00	0.446	10.46	2.99
30/05/2011 16:00	0.408	10.41	2.99
30/05/2011 17:00	0.406	10.49	3
30/05/2011 18:00	0.437	10.48	3
30/05/2011 19:00	0.477	10.46	2.99
30/05/2011 20:00	0.534	10.49	3
30/05/2011 21:00	0.587	10.53	3
30/05/2011 22:00	0.632	10.45	2.99
30/05/2011 23:00	0.65	10.44	2.99
31/05/2011 00:00	0.635	10.38	2.99
31/05/2011 01:00	0.58	10.39	2.99
31/05/2011 02:00	0.513	10.37	2.98
31/05/2011 03:00	0.451	10.35	2.98
31/05/2011 04:00	0.398	10.41	2.99
31/05/2011 05:00	0.371	10.43	2.99
31/05/2011 06:00	0.395	10.4	2.99
31/05/2011 07:00	0.431	10.49	3
31/05/2011 08:00	0.48	10.44	2.99
31/05/2011 09:00	0.545	10.45	2.99
31/05/2011 10:00	0.591	10.38	2.98
31/05/2011 11:00	0.628	10.48	3
31/05/2011 12:00	0.634	10.4	2.99
31/05/2011 13:00	0.599	10.37	2.98
31/05/2011 14:00	0.548	10.41	2.99
31/05/2011 15:00	0.49	10.44	2.99
31/05/2011 16:00	0.428	10.43	2.99
31/05/2011 17:00	0.391	10.4	2.99
31/05/2011 18:00	0.407	10.4	2.99
31/05/2011 19:00	0.438	10.44	2.99
31/05/2011 20:00	0.483	10.5	3
31/05/2011 21:00	0.535	10.43	2.99
31/05/2011 22:00	0.587	10.45	2.99
31/05/2011 23:00	0.615	10.5	3
01/06/2011 00:00	0.626	10.38	2.98
01/06/2011 01:00	0.586	10.41	2.99
01/06/2011 02:00	0.522	10.5	2.99
01/06/2011 03:00	0.455	10.44	2.99
01/06/2011 04:00	0.392	10.44	2.99
01/06/2011 05:00	0.34	10.35	2.98
01/06/2011 06:00	0.327	10.44	2.99
01/06/2011 07:00	0.351	10.4	2.99
01/06/2011 08:00	0.395	10.44	2.99
01/06/2011 09:00	0.449	10.36	2.98
01/06/2011 10:00	0.513	10.5	2.99
01/06/2011 11:00	0.559	10.42	2.99
01/06/2011 12:00	0.583	10.42	2.99
01/06/2011 13:00	0.571	10.48	2.99
01/06/2011 14:00	0.512	10.47	2.99
01/06/2011 15:00	0.44	10.39	2.98
01/06/2011 16:00	0.373	10.35	2.98
01/06/2011 17:00	0.31	10.39	2.98
01/06/2011 18:00	0.285	10.39	2.98
01/06/2011 19:00	0.321	10.47	2.99
01/06/2011 20:00	0.37	10.42	2.99
01/06/2011 21:00	0.423	10.49	2.99
01/06/2011 22:00	0.488	10.42	2.99
01/06/2011 23:00	0.547	10.41	2.99
02/06/2011 00:00	0.591	10.49	2.99

02/06/2011 01:00	0.603	10.49	2.99
02/06/2011 02:00	0.561	10.45	2.99
02/06/2011 03:00	0.495	10.47	2.99
02/06/2011 04:00	0.433	10.41	2.99
02/06/2011 05:00	0.382	10.35	2.98
02/06/2011 06:00	0.351	10.41	2.98
02/06/2011 07:00	0.377	10.37	2.98
02/06/2011 08:00	0.419	10.48	2.99
02/06/2011 09:00	0.47	10.42	2.99
02/06/2011 10:00	0.536	10.49	2.99
02/06/2011 11:00	0.594	10.47	2.99
02/06/2011 12:00	0.622	10.47	2.99
02/06/2011 13:00	0.626	10.42	2.99
02/06/2011 14:00	0.593	10.4	2.98
02/06/2011 15:00	0.52	10.49	2.99
02/06/2011 16:00	0.446	10.38	2.98
02/06/2011 17:00	0.37	10.4	2.98
02/06/2011 18:00	0.324	10.51	2.99
02/06/2011 19:00	0.327	10.5	2.99
02/06/2011 20:00	0.368	10.45	2.99
02/06/2011 21:00	0.416	10.46	2.99
02/06/2011 22:00	0.479	10.42	2.99
02/06/2011 23:00	0.544	10.36	2.98
03/06/2011 00:00	0.591	10.38	2.98
03/06/2011 01:00	0.619	10.4	2.98
03/06/2011 02:00	0.607	10.43	2.99
03/06/2011 03:00	0.545	10.45	2.99
03/06/2011 04:00	0.48	10.38	2.98
03/06/2011 05:00	0.411	10.52	3
03/06/2011 06:00	0.353	10.47	2.99
03/06/2011 07:00	0.339	10.45	2.99
03/06/2011 08:00	0.381	10.42	2.99
03/06/2011 09:00	0.429	10.46	2.99
03/06/2011 10:00	0.481	10.38	2.98
03/06/2011 11:00	0.541	10.38	2.98
03/06/2011 12:00	0.583	10.36	2.98
03/06/2011 13:00	0.6	10.45	2.99
03/06/2011 14:00	0.599	10.53	3
03/06/2011 15:00	0.547	10.41	2.98
03/06/2011 16:00	0.476	10.48	2.99
03/06/2011 17:00	0.399	10.4	2.98
03/06/2011 18:00	0.334	10.4	2.98
03/06/2011 19:00	0.294	10.4	2.98
03/06/2011 20:00	0.32	10.46	2.99
03/06/2011 21:00	0.367	10.48	2.99
03/06/2011 22:00	0.422	10.45	2.99
03/06/2011 23:00	0.488	10.52	2.99
04/06/2011 00:00	0.542	10.44	2.99
04/06/2011 01:00	0.587	10.45	2.99
04/06/2011 02:00	0.614	10.5	2.99
04/06/2011 03:00	0.582	10.45	2.99
04/06/2011 04:00	0.518	10.43	2.99
04/06/2011 05:00	0.452	10.52	2.99
04/06/2011 06:00	0.388	10.36	2.98
04/06/2011 07:00	0.348	10.48	2.99
04/06/2011 08:00	0.37	10.45	2.99
04/06/2011 09:00	0.425	10.4	2.98
04/06/2011 10:00	0.475	10.54	3
04/06/2011 11:00	0.543	10.5	2.99

04/06/2011 12:00	0.615	10.48	2.99
04/06/2011 13:00	0.654	10.51	2.99
04/06/2011 14:00	0.666	10.56	3
04/06/2011 15:00	0.653	10.42	2.98
04/06/2011 16:00	0.591	10.44	2.99
04/06/2011 17:00	0.518	10.4	2.98
04/06/2011 18:00	0.442	10.39	2.98
04/06/2011 19:00	0.385	10.39	2.98
04/06/2011 20:00	0.363	10.52	2.99
04/06/2011 21:00	0.398	10.46	2.99
04/06/2011 22:00	0.449	10.38	2.98
04/06/2011 23:00	0.506	10.49	2.99
05/06/2011 00:00	0.571	10.52	2.99
05/06/2011 01:00	0.625	10.49	2.99
05/06/2011 02:00	0.657	10.44	2.99
05/06/2011 03:00	0.669	10.42	2.99
05/06/2011 04:00	0.62	10.5	2.99
05/06/2011 05:00	0.551	10.41	2.98
05/06/2011 06:00	0.48	10.46	2.99
05/06/2011 07:00	0.421	10.5	2.99
05/06/2011 08:00	0.39	10.5	2.99
05/06/2011 09:00	0.427	10.48	2.99
05/06/2011 10:00	0.481	10.48	2.99
05/06/2011 11:00	0.532	10.42	2.99
05/06/2011 12:00	0.596	10.38	2.98
05/06/2011 13:00	0.646	10.46	2.99
05/06/2011 14:00	0.667	10.52	3
05/06/2011 15:00	0.662	10.38	2.98
05/06/2011 16:00	0.632	10.42	2.99
05/06/2011 17:00	0.558	10.41	2.98
05/06/2011 18:00	0.483	10.42	2.99
05/06/2011 19:00	0.405	10.5	2.99
05/06/2011 20:00	0.358	10.42	2.99
05/06/2011 21:00	0.358	10.48	2.99
05/06/2011 22:00	0.4	10.49	2.99
05/06/2011 23:00	0.449	10.47	2.99
06/06/2011 00:00	0.513	10.45	2.99
06/06/2011 01:00	0.583	10.44	2.99
06/06/2011 02:00	0.638	10.45	2.99
06/06/2011 03:00	0.671	10.54	3
06/06/2011 04:00	0.654	10.4	2.98
06/06/2011 05:00	0.599	10.49	2.99
06/06/2011 06:00	0.53	10.49	2.99
06/06/2011 07:00	0.466	10.43	2.99
06/06/2011 08:00	0.416	10.43	2.99
06/06/2011 09:00	0.412	10.49	2.99
06/06/2011 10:00	0.455	10.45	2.99
06/06/2011 11:00	0.501	10.49	2.99
06/06/2011 12:00	0.56	10.46	2.99
06/06/2011 13:00	0.621	10.48	2.99
06/06/2011 14:00	0.668	10.53	3
06/06/2011 15:00	0.679	10.47	2.99
06/06/2011 16:00	0.671	10.48	2.99
06/06/2011 17:00	0.61	10.56	3
06/06/2011 18:00	0.533	10.42	2.99
06/06/2011 19:00	0.465	10.5	2.99
06/06/2011 20:00	0.398	10.44	2.99
06/06/2011 21:00	0.353	10.41	2.98
06/06/2011 22:00	0.364	10.51	3

06/06/2011 23:00	0.405	10.51	2.99
07/06/2011 00:00	0.461	10.49	2.99
07/06/2011 01:00	0.529	10.45	2.99
07/06/2011 02:00	0.598	10.56	3
07/06/2011 03:00	0.65	10.55	3
07/06/2011 04:00	0.682	10.52	3
07/06/2011 05:00	0.648	10.53	3
07/06/2011 06:00	0.583	10.52	2.99
07/06/2011 07:00	0.522	10.49	2.99
07/06/2011 08:00	0.467	10.52	2.99
07/06/2011 09:00	0.413	10.49	2.99
07/06/2011 10:00	0.421	10.52	2.99
07/06/2011 11:00	0.458	10.51	2.99
07/06/2011 12:00	0.504	10.46	2.99
07/06/2011 13:00	0.561	10.45	2.99
07/06/2011 14:00	0.618	10.47	2.99
07/06/2011 15:00	0.646	10.51	2.99
07/06/2011 16:00	0.659	10.56	3
07/06/2011 17:00	0.632	10.56	3
07/06/2011 18:00	0.57	10.44	2.99
07/06/2011 19:00	0.506	10.45	2.99
07/06/2011 20:00	0.433	10.43	2.99
07/06/2011 21:00	0.37	10.51	2.99
07/06/2011 22:00	0.333	10.51	2.99
07/06/2011 23:00	0.342	10.44	2.99
08/06/2011 00:00	0.384	10.46	2.99
08/06/2011 01:00	0.436	10.54	3
08/06/2011 02:00	0.505	10.44	2.99
08/06/2011 03:00	0.566	10.46	2.99
08/06/2011 04:00	0.625	10.43	2.99
08/06/2011 05:00	0.645	10.48	2.99
08/06/2011 06:00	0.602	10.52	3
08/06/2011 07:00	0.536	10.39	2.98
08/06/2011 08:00	0.471	10.46	2.99
08/06/2011 09:00	0.419	10.47	2.99
08/06/2011 10:00	0.388	10.43	2.99
08/06/2011 11:00	0.401	10.49	2.99
08/06/2011 12:00	0.44	10.53	3
08/06/2011 13:00	0.497	10.51	2.99
08/06/2011 14:00	0.543	10.53	3
08/06/2011 15:00	0.599	10.54	3
08/06/2011 16:00	0.623	10.44	2.99
08/06/2011 17:00	0.633	10.44	2.99
08/06/2011 18:00	0.591	10.46	2.99
08/06/2011 19:00	0.53	10.42	2.99
08/06/2011 20:00	0.461	10.43	2.99
08/06/2011 21:00	0.393	10.42	2.99
08/06/2011 22:00	0.331	10.53	3
08/06/2011 23:00	0.298	10.42	2.99
09/06/2011 00:00	0.307	10.43	2.99
09/06/2011 01:00	0.346	10.54	3
09/06/2011 02:00	0.402	10.54	3
09/06/2011 03:00	0.472	10.53	3
09/06/2011 04:00	0.54	10.47	2.99
09/06/2011 05:00	0.6	10.54	3
09/06/2011 06:00	0.608	10.47	2.99
09/06/2011 07:00	0.567	10.45	2.99
09/06/2011 08:00	0.506	10.47	2.99
09/06/2011 09:00	0.456	10.43	2.99

09/06/2011 10:00	0.411	10.45	2.99
09/06/2011 11:00	0.38	10.47	2.99
09/06/2011 12:00	0.39	10.49	2.99
09/06/2011 13:00	0.432	10.49	2.99
09/06/2011 14:00	0.48	10.54	3
09/06/2011 15:00	0.536	10.54	3
09/06/2011 16:00	0.587	10.51	2.99
09/06/2011 17:00	0.617	10.52	3
09/06/2011 18:00	0.618	10.45	2.99
09/06/2011 19:00	0.588	10.47	2.99
09/06/2011 20:00	0.524	10.45	2.99
09/06/2011 21:00	0.455	10.52	3
09/06/2011 22:00	0.39	10.56	3
09/06/2011 23:00	0.333	10.48	2.99
10/06/2011 00:00	0.302	10.49	2.99
10/06/2011 01:00	0.309	10.47	2.99
10/06/2011 02:00	0.348	10.53	3
10/06/2011 03:00	0.411	10.53	3
10/06/2011 04:00	0.473	10.56	3
10/06/2011 05:00	0.54	10.45	2.99
10/06/2011 06:00	0.597	10.6	3
10/06/2011 07:00	0.611	10.57	3
10/06/2011 08:00	0.572	10.44	2.99
10/06/2011 09:00	0.524	10.56	3
10/06/2011 10:00	0.477	10.47	2.99
10/06/2011 11:00	0.433	10.5	2.99
10/06/2011 12:00	0.399	10.45	2.99
10/06/2011 13:00	0.403	10.47	2.99
10/06/2011 14:00	0.436	10.51	3
10/06/2011 15:00	0.475	10.57	3
10/06/2011 16:00	0.528	10.52	3
10/06/2011 17:00	0.585	10.47	2.99
10/06/2011 18:00	0.617	10.52	3
10/06/2011 19:00	0.62	10.47	2.99
10/06/2011 20:00	0.597	10.46	2.99
10/06/2011 21:00	0.539	10.56	3
10/06/2011 22:00	0.48	10.46	2.99
10/06/2011 23:00	0.407	10.46	2.99
11/06/2011 00:00	0.348	10.51	3
11/06/2011 01:00	0.316	10.47	2.99
11/06/2011 02:00	0.321	10.43	2.99
11/06/2011 03:00	0.359	10.48	2.99
11/06/2011 04:00	0.411	10.57	3
11/06/2011 05:00	0.471	10.51	3
11/06/2011 06:00	0.533	10.49	2.99
11/06/2011 07:00	0.591	10.47	2.99
11/06/2011 08:00	0.61	10.44	2.99
11/06/2011 09:00	0.594	10.45	2.99
11/06/2011 10:00	0.536	10.5	2.99
11/06/2011 11:00	0.482	10.52	3
11/06/2011 12:00	0.429	10.47	2.99
11/06/2011 13:00	0.392	10.49	2.99
11/06/2011 14:00	0.394	10.57	3
11/06/2011 15:00	0.423	10.48	2.99
11/06/2011 16:00	0.465	10.48	2.99
11/06/2011 17:00	0.518	10.52	3
11/06/2011 18:00	0.577	10.56	3
11/06/2011 19:00	0.617	10.5	3
11/06/2011 20:00	0.624	10.54	3

11/06/2011 21:00	0.608	10.51	3
11/06/2011 22:00	0.551	10.54	3
11/06/2011 23:00	0.486	10.54	3
12/06/2011 00:00	0.415	10.5	3
12/06/2011 01:00	0.358	10.46	2.99
12/06/2011 02:00	0.316	10.54	3
12/06/2011 03:00	0.322	10.48	2.99
12/06/2011 04:00	0.361	10.53	3
12/06/2011 05:00	0.414	10.47	2.99
12/06/2011 06:00	0.47	10.45	2.99
12/06/2011 07:00	0.525	10.46	2.99
12/06/2011 08:00	0.569	10.54	3
12/06/2011 09:00	0.595	10.55	3
12/06/2011 10:00	0.574	10.51	3
12/06/2011 11:00	0.525	10.51	3
12/06/2011 12:00	0.47	10.54	3
12/06/2011 13:00	0.424	10.47	2.99
12/06/2011 14:00	0.379	10.55	3
12/06/2011 15:00	0.374	10.5	3
12/06/2011 16:00	0.403	10.51	3
12/06/2011 17:00	0.451	10.51	3
12/06/2011 18:00	0.511	10.5	3
12/06/2011 19:00	0.569	10.51	3
12/06/2011 20:00	0.612	10.55	3
12/06/2011 21:00	0.627	10.54	3
12/06/2011 22:00	0.613	10.52	3
12/06/2011 23:00	0.558	10.57	3
13/06/2011 00:00	0.483	10.5	3
13/06/2011 01:00	0.419	10.52	3
13/06/2011 02:00	0.344	10.51	3
13/06/2011 03:00	0.301	10.54	3
13/06/2011 04:00	0.296	10.54	3
13/06/2011 05:00	0.325	10.45	2.99
13/06/2011 06:00	0.373	10.52	3
13/06/2011 07:00	0.444	10.5	3
13/06/2011 08:00	0.512	10.53	3
13/06/2011 09:00	0.567	10.52	3
13/06/2011 10:00	0.597	10.59	3
13/06/2011 11:00	0.566	10.49	3
13/06/2011 12:00	0.505	10.49	3
13/06/2011 13:00	0.448	10.49	3
13/06/2011 14:00	0.387	10.44	2.99
13/06/2011 15:00	0.339	10.53	3
13/06/2011 16:00	0.335	10.45	2.99
13/06/2011 17:00	0.368	10.5	3
13/06/2011 18:00	0.417	10.6	3
13/06/2011 19:00	0.491	10.49	3
13/06/2011 20:00	0.566	10.55	3
13/06/2011 21:00	0.621	10.58	3
13/06/2011 22:00	0.647	10.53	3
13/06/2011 23:00	0.641	10.51	3
14/06/2011 00:00	0.587	10.48	2.99
14/06/2011 01:00	0.517	10.44	2.99
14/06/2011 02:00	0.452	10.53	3
14/06/2011 03:00	0.388	10.52	3
14/06/2011 04:00	0.348	10.46	2.99
14/06/2011 05:00	0.359	10.48	2.99
14/06/2011 06:00	0.404	10.48	2.99
14/06/2011 07:00	0.456	10.48	2.99

14/06/2011 08:00	0.515	10.58	3
14/06/2011 09:00	0.578	10.48	2.99
14/06/2011 10:00	0.622	10.47	2.99
14/06/2011 11:00	0.633	10.52	3
14/06/2011 12:00	0.615	10.57	3
14/06/2011 13:00	0.551	10.56	3
14/06/2011 14:00	0.477	10.46	2.99
14/06/2011 15:00	0.41	10.56	3
14/06/2011 16:00	0.359	10.52	3
14/06/2011 17:00	0.347	10.45	2.99
14/06/2011 18:00	0.386	10.53	3
14/06/2011 19:00	0.444	10.59	3
14/06/2011 20:00	0.513	10.52	3
14/06/2011 21:00	0.578	10.53	3
14/06/2011 22:00	0.627	10.57	3
14/06/2011 23:00	0.648	10.55	3
15/06/2011 00:00	0.642	10.54	3
15/06/2011 01:00	0.588	10.5	3
15/06/2011 02:00	0.514	10.47	2.99
15/06/2011 03:00	0.436	10.56	3
15/06/2011 04:00	0.371	10.51	3
15/06/2011 05:00	0.333	10.57	3
15/06/2011 06:00	0.348	10.55	3
15/06/2011 07:00	0.397	10.57	3
15/06/2011 08:00	0.447	10.49	3
15/06/2011 09:00	0.507	10.57	3
15/06/2011 10:00	0.565	10.54	3
15/06/2011 11:00	0.603	10.52	3
15/06/2011 12:00	0.615	10.52	3
15/06/2011 13:00	0.576	10.44	2.99
15/06/2011 14:00	0.511	10.51	3
15/06/2011 15:00	0.439	10.5	3
15/06/2011 16:00	0.37	10.51	3
15/06/2011 17:00	0.316	10.54	3
15/06/2011 18:00	0.309	10.48	2.99
15/06/2011 19:00	0.367	10.59	3
15/06/2011 20:00	0.428	10.51	3
15/06/2011 21:00	0.498	10.5	3
15/06/2011 22:00	0.573	10.52	3
15/06/2011 23:00	0.637	10.52	3
16/06/2011 00:00	0.662	10.57	3
16/06/2011 01:00	0.656	10.56	3
16/06/2011 02:00	0.59	10.53	3
16/06/2011 03:00	0.521	10.48	2.99
16/06/2011 04:00	0.444	10.46	2.99
16/06/2011 05:00	0.383	10.52	3
16/06/2011 06:00	0.362	10.48	2.99
16/06/2011 07:00	0.403	10.5	3
16/06/2011 08:00	0.446	10.55	3
16/06/2011 09:00	0.501	10.58	3
16/06/2011 10:00	0.577	10.53	3
16/06/2011 11:00	0.638	10.56	3
16/06/2011 12:00	0.669	10.51	3
16/06/2011 13:00	0.681	10.52	3
16/06/2011 14:00	0.633	10.45	2.99
16/06/2011 15:00	0.561	10.54	3
16/06/2011 16:00	0.473	10.56	3
16/06/2011 17:00	0.395	10.52	3
16/06/2011 18:00	0.336	10.56	3

16/06/2011 19:00	0.357	10.52	3
16/06/2011 20:00	0.411	10.53	3
16/06/2011 21:00	0.473	10.54	3
16/06/2011 22:00	0.538	10.56	3
16/06/2011 23:00	0.612	10.47	2.99
17/06/2011 00:00	0.668	10.6	3
17/06/2011 01:00	0.698	10.57	3
17/06/2011 02:00	0.665	10.53	3
17/06/2011 03:00	0.592	10.54	3
17/06/2011 04:00	0.518	10.57	3
17/06/2011 05:00	0.446	10.56	3
17/06/2011 06:00	0.389	10.58	3
17/06/2011 07:00	0.374	10.55	3
17/06/2011 08:00	0.417	10.53	3
17/06/2011 09:00	0.473	10.56	3
17/06/2011 10:00	0.547	10.6	3
17/06/2011 11:00	0.617	10.49	3
17/06/2011 12:00	0.672	10.5	3
17/06/2011 13:00	0.677	10.52	3
17/06/2011 14:00	0.671	10.49	3
17/06/2011 15:00	0.613	10.5	3
17/06/2011 16:00	0.537	10.56	3
17/06/2011 17:00	0.461	10.52	3
17/06/2011 18:00	0.388	10.55	3
17/06/2011 19:00	0.335	10.49	3
17/06/2011 20:00	0.352	10.53	3
17/06/2011 21:00	0.402	10.53	3
17/06/2011 22:00	0.47	10.55	3
17/06/2011 23:00	0.556	10.57	3
18/06/2011 00:00	0.636	10.49	3
18/06/2011 01:00	0.702	10.52	3
18/06/2011 02:00	0.728	10.52	3
18/06/2011 03:00	0.679	10.52	3
18/06/2011 04:00	0.602	10.51	3
18/06/2011 05:00	0.532	10.52	3
18/06/2011 06:00	0.466	10.57	3
18/06/2011 07:00	0.414	10.49	3
18/06/2011 08:00	0.435	10.57	3
18/06/2011 09:00	0.48	10.52	3
18/06/2011 10:00	0.536	10.54	3
18/06/2011 11:00	0.598	10.53	3
18/06/2011 12:00	0.677	10.56	3
18/06/2011 13:00	0.727	10.55	3
18/06/2011 14:00	0.723	10.53	3
18/06/2011 15:00	0.684	10.5	3
18/06/2011 16:00	0.607	10.49	3
18/06/2011 17:00	0.526	10.54	3
18/06/2011 18:00	0.457	10.55	3
18/06/2011 19:00	0.392	10.56	3
18/06/2011 20:00	0.36	10.59	3
18/06/2011 21:00	0.394	10.54	3
18/06/2011 22:00	0.448	10.57	3
18/06/2011 23:00	0.515	10.59	3
19/06/2011 00:00	0.584	10.5	3
19/06/2011 01:00	0.661	10.58	3
19/06/2011 02:00	0.723	10.54	3
19/06/2011 03:00	0.73	10.54	3
19/06/2011 04:00	0.67	10.49	3
19/06/2011 05:00	0.61	10.58	3

19/06/2011 06:00	0.545	10.47	2.99
19/06/2011 07:00	0.482	10.54	3
19/06/2011 08:00	0.458	10.53	3
19/06/2011 09:00	0.493	10.54	3
19/06/2011 10:00	0.545	10.52	3
19/06/2011 11:00	0.603	10.56	3
19/06/2011 12:00	0.675	10.57	3
19/06/2011 13:00	0.73	10.58	3
19/06/2011 14:00	0.745	10.53	3
19/06/2011 15:00	0.739	10.5	3
19/06/2011 16:00	0.683	10.56	3
19/06/2011 17:00	0.614	10.58	3
19/06/2011 18:00	0.526	10.54	3
19/06/2011 19:00	0.446	10.5	3
19/06/2011 20:00	0.384	10.48	2.99
19/06/2011 21:00	0.364	10.51	3
19/06/2011 22:00	0.398	10.58	3
19/06/2011 23:00	0.449	10.54	3
20/06/2011 00:00	0.509	10.54	3
20/06/2011 01:00	0.583	10.53	3
20/06/2011 02:00	0.64	10.61	3
20/06/2011 03:00	0.686	10.52	3
20/06/2011 04:00	0.676	10.55	3
20/06/2011 05:00	0.612	10.59	3
20/06/2011 06:00	0.546	10.55	3
20/06/2011 07:00	0.476	10.62	3
20/06/2011 08:00	0.419	10.55	3
20/06/2011 09:00	0.412	10.51	3
20/06/2011 10:00	0.461	10.53	3
20/06/2011 11:00	0.517	10.59	3
20/06/2011 12:00	0.576	10.51	3
20/06/2011 13:00	0.649	10.53	3
20/06/2011 14:00	0.703	10.55	3
20/06/2011 15:00	0.706	10.59	3
20/06/2011 16:00	0.696	10.59	3
20/06/2011 17:00	0.642	10.54	3
20/06/2011 18:00	0.568	10.55	3
20/06/2011 19:00	0.492	10.57	3
20/06/2011 20:00	0.415	10.56	3
20/06/2011 21:00	0.365	10.55	3
20/06/2011 22:00	0.356	10.51	3
20/06/2011 23:00	0.39	10.53	3
21/06/2011 00:00	0.438	10.51	3
21/06/2011 01:00	0.502	10.56	3
21/06/2011 02:00	0.573	10.54	3
21/06/2011 03:00	0.634	10.52	3
21/06/2011 04:00	0.674	10.6	3
21/06/2011 05:00	0.644	10.57	3
21/06/2011 06:00	0.583	10.53	3
21/06/2011 07:00	0.523	10.55	3
21/06/2011 08:00	0.464	10.51	3
21/06/2011 09:00	0.424	10.57	3
21/06/2011 10:00	0.428	10.61	3
21/06/2011 11:00	0.474	10.57	3
21/06/2011 12:00	0.524	10.62	3
21/06/2011 13:00	0.585	10.61	3
21/06/2011 14:00	0.65	10.59	3
21/06/2011 15:00	0.686	10.63	3
21/06/2011 16:00	0.689	10.6	3

21/06/2011 17:00	0.657	10.63	3
21/06/2011 18:00	0.594	10.55	3
21/06/2011 19:00	0.52	10.56	3
21/06/2011 20:00	0.449	10.61	3
21/06/2011 21:00	0.387	10.64	3.01
21/06/2011 22:00	0.355	10.57	3
21/06/2011 23:00	0.359	10.6	3
22/06/2011 00:00	0.391	10.62	3
22/06/2011 01:00	0.447	10.61	3
22/06/2011 02:00	0.507	10.58	3
22/06/2011 03:00	0.573	10.53	3
22/06/2011 04:00	0.627	10.64	3.01
22/06/2011 05:00	0.648	10.61	3
22/06/2011 06:00	0.604	10.58	3
22/06/2011 07:00	0.547	10.62	3
22/06/2011 08:00	0.491	10.62	3
22/06/2011 09:00	0.446	10.62	3
22/06/2011 10:00	0.418	10.58	3
22/06/2011 11:00	0.443	10.57	3
22/06/2011 12:00	0.49	10.58	3
22/06/2011 13:00	0.537	10.56	3
22/06/2011 14:00	0.59	10.57	3
22/06/2011 15:00	0.65	10.58	3
22/06/2011 16:00	0.682	10.55	3
22/06/2011 17:00	0.681	10.63	3
22/06/2011 18:00	0.636	10.59	3
22/06/2011 19:00	0.576	10.58	3
22/06/2011 20:00	0.51	10.56	3
22/06/2011 21:00	0.451	10.57	3
22/06/2011 22:00	0.402	10.56	3
22/06/2011 23:00	0.386	10.53	3
23/06/2011 00:00	0.399	10.6	3
23/06/2011 01:00	0.438	10.6	3
23/06/2011 02:00	0.492	10.59	3
23/06/2011 03:00	0.555	10.58	3
23/06/2011 04:00	0.613	10.61	3
23/06/2011 05:00	0.66	10.63	3
23/06/2011 06:00	0.653	10.56	3
23/06/2011 07:00	0.612	10.6	3
23/06/2011 08:00	0.559	10.51	3
23/06/2011 09:00	0.515	10.58	3
23/06/2011 10:00	0.466	10.59	3
23/06/2011 11:00	0.452	10.6	3
23/06/2011 12:00	0.483	10.61	3
23/06/2011 13:00	0.519	10.61	3
23/06/2011 14:00	0.58	10.61	3
23/06/2011 15:00	0.629	10.58	3
23/06/2011 16:00	0.666	10.6	3
23/06/2011 17:00	0.681	10.64	3.01
23/06/2011 18:00	0.68	10.57	3
23/06/2011 19:00	0.639	10.57	3
23/06/2011 20:00	0.577	10.55	3
23/06/2011 21:00	0.513	10.6	3
23/06/2011 22:00	0.451	10.59	3
23/06/2011 23:00	0.409	10.55	3
24/06/2011 00:00	0.392	10.55	3
24/06/2011 01:00	0.398	10.64	3.01
24/06/2011 02:00	0.429	10.58	3
24/06/2011 03:00	0.481	10.64	3.01

24/06/2011 04:00	0.535	10.61	3
24/06/2011 05:00	0.583	10.61	3
24/06/2011 06:00	0.626	10.6	3
24/06/2011 07:00	0.619	10.6	3
24/06/2011 08:00	0.578	10.55	3
24/06/2011 09:00	0.529	10.57	3
24/06/2011 10:00	0.483	10.63	3.01
24/06/2011 11:00	0.45	10.6	3
24/06/2011 12:00	0.439	10.58	3

END OF DATA FILE OF DATALOGGER FOR WINDOWS

_3_K4990_110715104350.CSV

Data file for DataLogger.

=====

COMPANY : <Company name>

COMP.STATUS: Done

DATE : 15/07/2011

TIME : 10:44:25

FILENAME : C:\Documents and Settings\All Users\Application Data\DiverOffice\Sizewell\CSV\pz2009_

CREATED BY : SWS Diver-Office 4.0.76.0

===== BEGINNING OF DATA =====

[Logger settings]

Instrument type =CTD-Diver=17

Status =Started =0

Serial number =.00-K5000 317.

Instrument number =
=0

Location =pz2009_4

Sample period =M60

Sample method =T

Number of channels =3

[Channel 1]

Identification =WATER HEAD

Reference level =4.000 m

Range =17.500 m

Master level =1750 CMH2O

Altitude =0 m

[Channel 2]

Identification =TEMPERATURE

Reference level =-20.00 °C

Range =100.00 °C

[Channel 3]

Identification =1: CONDUCTIVITY

Reference level =0.00 mS/cm

Range =120.00 mS/cm

[Series settings]

Serial number =.00-K5000 317.

Instrument number =

Location =pz2009_4

Sample period =00 00:60:00 0

Sample method =T

Start date / time =00:00:06 09/04/11

End date / time =00:00:16 23/06/11

[Channel 1 from data header]

Identification =WATER HEAD

Reference level =4.000 m

Range =17.500 m

Master level =1750 CMH2O

Altitude =0 m

[Channel 2 from data header]

Identification =TEMPERATURE

Reference level =-20.00 °C

Range =100.00 °C

[Channel 3 from data header]

Identification =1: CONDUCTIVITY

Reference level =0.00 mS/cm
Range =120.00 mS/cm

[Data]

1811

Date/time	Water head[m]	Temperature[°C]	1:Conductivity[mS/cm]
09/04/2011 06:00	0.625	10.51	1.56
09/04/2011 07:00	0.561	10.5	1.56
09/04/2011 08:00	0.502	10.47	1.56
09/04/2011 09:00	0.465	10.46	1.56
09/04/2011 10:00	0.466	10.47	1.56
09/04/2011 11:00	0.498	10.47	1.57
09/04/2011 12:00	0.532	10.58	1.58
09/04/2011 13:00	0.576	10.48	1.57
09/04/2011 14:00	0.625	10.46	1.57
09/04/2011 15:00	0.659	10.54	1.58
09/04/2011 16:00	0.669	10.48	1.57
09/04/2011 17:00	0.655	10.54	1.57
09/04/2011 18:00	0.608	10.47	1.57
09/04/2011 19:00	0.548	10.39	1.57
09/04/2011 20:00	0.492	10.43	1.57
09/04/2011 21:00	0.447	10.46	1.57
09/04/2011 22:00	0.435	10.51	1.57
09/04/2011 23:00	0.464	10.48	1.57
10/04/2011 00:00	0.496	10.45	1.57
10/04/2011 01:00	0.539	10.47	1.58
10/04/2011 02:00	0.593	10.47	1.58
10/04/2011 03:00	0.636	10.46	1.58
10/04/2011 04:00	0.668	10.56	1.58
10/04/2011 05:00	0.664	10.44	1.58
10/04/2011 06:00	0.626	10.52	1.58
10/04/2011 07:00	0.57	10.5	1.58
10/04/2011 08:00	0.516	10.47	1.58
10/04/2011 09:00	0.465	10.5	1.58
10/04/2011 10:00	0.441	10.52	1.58
10/04/2011 11:00	0.456	10.42	1.58
10/04/2011 12:00	0.485	10.49	1.58
10/04/2011 13:00	0.525	10.47	1.58
10/04/2011 14:00	0.568	10.49	1.58
10/04/2011 15:00	0.616	10.5	1.58
10/04/2011 16:00	0.647	10.49	1.58
10/04/2011 17:00	0.658	10.44	1.58
10/04/2011 18:00	0.636	10.56	1.58
10/04/2011 19:00	0.584	10.58	1.58
10/04/2011 20:00	0.535	10.43	1.57
10/04/2011 21:00	0.477	10.51	1.58
10/04/2011 22:00	0.441	10.45	1.57
10/04/2011 23:00	0.434	10.45	1.57
11/04/2011 00:00	0.455	10.46	1.58
11/04/2011 01:00	0.486	10.53	1.58
11/04/2011 02:00	0.531	10.4	1.57
11/04/2011 03:00	0.58	10.57	1.58
11/04/2011 04:00	0.623	10.46	1.58
11/04/2011 05:00	0.657	10.43	1.58
11/04/2011 06:00	0.649	10.44	1.58
11/04/2011 07:00	0.616	10.51	1.58
11/04/2011 08:00	0.564	10.42	1.58
11/04/2011 09:00	0.515	10.46	1.58

11/04/2011 10:00	0.48	10.45	1.58
11/04/2011 11:00	0.468	10.45	1.58
11/04/2011 12:00	0.324	10.43	1.58
11/04/2011 13:00	0.498	10.47	1.58
11/04/2011 14:00	0.542	10.45	1.58
11/04/2011 15:00	0.587	10.43	1.58
11/04/2011 16:00	0.631	10.46	1.58
11/04/2011 17:00	0.664	10.55	1.58
11/04/2011 18:00	0.667	10.45	1.57
11/04/2011 19:00	0.637	10.52	1.57
11/04/2011 20:00	0.594	10.47	1.57
11/04/2011 21:00	0.542	10.49	1.57
11/04/2011 22:00	0.497	10.54	1.57
11/04/2011 23:00	0.467	10.46	1.57
12/04/2011 00:00	0.463	10.48	1.57
12/04/2011 01:00	0.478	10.49	1.57
12/04/2011 02:00	0.508	10.5	1.57
12/04/2011 03:00	0.552	10.47	1.57
12/04/2011 04:00	0.608	10.47	1.57
12/04/2011 05:00	0.653	10.55	1.57
12/04/2011 06:00	0.69	10.46	1.57
12/04/2011 07:00	0.695	10.44	1.57
12/04/2011 08:00	0.665	10.48	1.57
12/04/2011 09:00	0.626	10.51	1.57
12/04/2011 10:00	0.478	10.44	1.57
12/04/2011 11:00	0.535	10.47	1.57
12/04/2011 12:00	0.524	10.47	1.57
12/04/2011 13:00	0.527	10.46	1.57
12/04/2011 14:00	0.477	10.46	1.57
12/04/2011 15:00	0.567	10.45	1.57
12/04/2011 16:00	0.61	10.42	1.56
12/04/2011 17:00	0.65	10.53	1.57
12/04/2011 18:00	0.674	10.5	1.56
12/04/2011 19:00	0.681	10.55	1.56
12/04/2011 20:00	0.66	10.49	1.56
12/04/2011 21:00	0.617	10.44	1.56
12/04/2011 22:00	0.562	10.5	1.56
12/04/2011 23:00	0.51	10.45	1.56
13/04/2011 00:00	0.467	10.48	1.56
13/04/2011 01:00	0.442	10.49	1.56
13/04/2011 02:00	0.445	10.44	1.56
13/04/2011 03:00	0.469	10.5	1.56
13/04/2011 04:00	0.507	10.51	1.56
13/04/2011 05:00	0.554	10.47	1.56
13/04/2011 06:00	0.605	10.45	1.56
13/04/2011 07:00	0.639	10.44	1.56
13/04/2011 08:00	0.647	10.48	1.56
13/04/2011 09:00	0.628	10.52	1.56
13/04/2011 10:00	0.592	10.47	1.56
13/04/2011 11:00	0.55	10.54	1.57
13/04/2011 12:00	0.498	10.44	1.56
13/04/2011 13:00	0.483	10.42	1.56
13/04/2011 14:00	0.471	10.51	1.57
13/04/2011 15:00	0.482	10.49	1.57
13/04/2011 16:00	0.494	10.54	1.57
13/04/2011 17:00	0.548	10.49	1.57
13/04/2011 18:00	0.592	10.52	1.57
13/04/2011 19:00	0.63	10.45	1.56
13/04/2011 20:00	0.647	10.46	1.56

13/04/2011 21:00	0.639	10.46	1.56
13/04/2011 22:00	0.603	10.45	1.56
13/04/2011 23:00	0.554	10.41	1.56
14/04/2011 00:00	0.505	10.51	1.56
14/04/2011 01:00	0.457	10.49	1.56
14/04/2011 02:00	0.427	10.45	1.56
14/04/2011 03:00	0.431	10.54	1.56
14/04/2011 04:00	0.461	10.51	1.56
14/04/2011 05:00	0.503	10.49	1.56
14/04/2011 06:00	0.559	10.47	1.56
14/04/2011 07:00	0.614	10.46	1.56
14/04/2011 08:00	0.664	10.51	1.56
14/04/2011 09:00	0.689	10.6	1.57
14/04/2011 10:00	0.652	10.45	1.56
14/04/2011 11:00	0.641	10.44	1.56
14/04/2011 12:00	0.598	10.47	1.56
14/04/2011 13:00	0.548	10.51	1.56
14/04/2011 14:00	0.509	10.44	1.56
14/04/2011 15:00	0.347	10.48	1.56
14/04/2011 16:00	0.419	10.43	1.56
14/04/2011 17:00	0.528	10.5	1.57
14/04/2011 18:00	0.583	10.43	1.57
14/04/2011 19:00	0.627	10.52	1.57
14/04/2011 20:00	0.659	10.54	1.57
14/04/2011 21:00	0.677	10.43	1.56
14/04/2011 22:00	0.672	10.52	1.56
14/04/2011 23:00	0.635	10.44	1.56
15/04/2011 00:00	0.582	10.46	1.56
15/04/2011 01:00	0.523	10.45	1.56
15/04/2011 02:00	0.463	10.4	1.56
15/04/2011 03:00	0.423	10.42	1.56
15/04/2011 04:00	0.419	10.39	1.56
15/04/2011 05:00	0.444	10.48	1.56
15/04/2011 06:00	0.491	10.5	1.56
15/04/2011 07:00	0.542	10.5	1.56
15/04/2011 08:00	0.597	10.47	1.56
15/04/2011 09:00	0.605	10.45	1.56
15/04/2011 10:00	0.665	10.51	1.57
15/04/2011 11:00	0.657	10.5	1.56
15/04/2011 12:00	0.611	10.44	1.56
15/04/2011 13:00	0.556	10.51	1.56
15/04/2011 14:00	0.5	10.47	1.56
15/04/2011 15:00	0.45	10.38	1.56
15/04/2011 16:00	0.428	10.54	1.56
15/04/2011 17:00	0.45	10.55	1.56
15/04/2011 18:00	0.493	10.44	1.56
15/04/2011 19:00	0.547	10.44	1.56
15/04/2011 20:00	0.597	10.5	1.56
15/04/2011 21:00	0.639	10.41	1.56
15/04/2011 22:00	0.657	10.49	1.56
15/04/2011 23:00	0.658	10.56	1.57
16/04/2011 00:00	0.621	10.5	1.56
16/04/2011 01:00	0.554	10.4	1.56
16/04/2011 02:00	0.489	10.44	1.56
16/04/2011 03:00	0.429	10.46	1.56
16/04/2011 04:00	0.387	10.39	1.56
16/04/2011 05:00	0.395	10.5	1.57
16/04/2011 06:00	0.439	10.42	1.56
16/04/2011 07:00	0.493	10.42	1.56

16/04/2011 08:00	0.55	10.41	1.56
16/04/2011 09:00	0.612	10.5	1.57
16/04/2011 10:00	0.658	10.51	1.57
16/04/2011 11:00	0.681	10.44	1.57
16/04/2011 12:00	0.67	10.55	1.58
16/04/2011 13:00	0.622	10.51	1.57
16/04/2011 14:00	0.561	10.47	1.57
16/04/2011 15:00	0.496	10.45	1.57
16/04/2011 16:00	0.443	10.44	1.57
16/04/2011 17:00	0.434	10.49	1.58
16/04/2011 18:00	0.473	10.41	1.57
16/04/2011 19:00	0.528	10.52	1.58
16/04/2011 20:00	0.586	10.48	1.57
16/04/2011 21:00	0.65	10.49	1.57
16/04/2011 22:00	0.687	10.59	1.58
16/04/2011 23:00	0.69	10.52	1.58
17/04/2011 00:00	0.686	10.47	1.57
17/04/2011 01:00	0.634	10.45	1.57
17/04/2011 02:00	0.562	10.46	1.57
17/04/2011 03:00	0.483	10.46	1.57
17/04/2011 04:00	0.413	10.45	1.57
17/04/2011 05:00	0.378	10.47	1.58
17/04/2011 06:00	0.394	10.43	1.58
17/04/2011 07:00	0.444	10.47	1.58
17/04/2011 08:00	0.5	10.46	1.58
17/04/2011 09:00	0.559	10.47	1.58
17/04/2011 10:00	0.625	10.56	1.58
17/04/2011 11:00	0.665	10.44	1.58
17/04/2011 12:00	0.69	10.53	1.58
17/04/2011 13:00	0.666	10.42	1.58
17/04/2011 14:00	0.603	10.55	1.58
17/04/2011 15:00	0.537	10.54	1.58
17/04/2011 16:00	0.47	10.41	1.58
17/04/2011 17:00	0.421	10.48	1.58
17/04/2011 18:00	0.435	10.43	1.58
17/04/2011 19:00	0.487	10.5	1.58
17/04/2011 20:00	0.547	10.49	1.58
17/04/2011 21:00	0.604	10.44	1.58
17/04/2011 22:00	0.666	10.47	1.58
17/04/2011 23:00	0.708	10.51	1.58
18/04/2011 00:00	0.71	10.53	1.58
18/04/2011 01:00	0.694	10.57	1.58
18/04/2011 02:00	0.629	10.51	1.58
18/04/2011 03:00	0.548	10.47	1.58
18/04/2011 04:00	0.47	10.5	1.58
18/04/2011 05:00	0.4	10.46	1.58
18/04/2011 06:00	0.367	10.51	1.58
18/04/2011 07:00	0.399	10.46	1.58
18/04/2011 08:00	0.455	10.52	1.59
18/04/2011 09:00	0.509	10.43	1.58
18/04/2011 10:00	0.578	10.49	1.59
18/04/2011 11:00	0.647	10.45	1.58
18/04/2011 12:00	0.664	10.49	1.59
18/04/2011 13:00	0.691	10.56	1.59
18/04/2011 14:00	0.645	10.52	1.56
18/04/2011 15:00	0.576	10.51	1.56
18/04/2011 16:00	0.512	10.46	1.55
18/04/2011 17:00	0.441	10.47	1.56
18/04/2011 18:00	0.405	10.47	1.56

18/04/2011 19:00	0.432	10.48	1.56
18/04/2011 20:00	0.491	10.43	1.56
18/04/2011 21:00	0.549	10.49	1.56
18/04/2011 22:00	0.618	10.44	1.56
18/04/2011 23:00	0.685	10.49	1.56
19/04/2011 00:00	0.712	10.51	1.56
19/04/2011 01:00	0.718	10.51	1.56
19/04/2011 02:00	0.691	10.51	1.56
19/04/2011 03:00	0.614	10.45	1.56
19/04/2011 04:00	0.534	10.49	1.56
19/04/2011 05:00	0.448	10.46	1.56
19/04/2011 06:00	0.382	10.48	1.56
19/04/2011 07:00	0.363	10.4	1.56
19/04/2011 08:00	0.407	10.44	1.56
19/04/2011 09:00	0.459	10.54	1.56
19/04/2011 10:00	0.516	10.5	1.56
19/04/2011 11:00	0.589	10.43	1.56
19/04/2011 12:00	0.652	10.45	1.56
19/04/2011 13:00	0.685	10.45	1.56
19/04/2011 14:00	0.687	10.43	1.57
19/04/2011 15:00	0.632	10.53	1.57
19/04/2011 16:00	0.557	10.47	1.57
19/04/2011 17:00	0.494	10.4	1.57
19/04/2011 18:00	0.43	10.43	1.57
19/04/2011 19:00	0.406	10.53	1.57
19/04/2011 20:00	0.456	10.49	1.57
19/04/2011 21:00	0.512	10.51	1.58
19/04/2011 22:00	0.579	10.44	1.57
19/04/2011 23:00	0.653	10.49	1.58
20/04/2011 00:00	0.713	10.47	1.57
20/04/2011 01:00	0.739	10.47	1.57
20/04/2011 02:00	0.743	10.47	1.57
20/04/2011 03:00	0.704	10.52	1.57
20/04/2011 04:00	0.623	10.48	1.57
20/04/2011 05:00	0.546	10.42	1.57
20/04/2011 06:00	0.466	10.5	1.58
20/04/2011 07:00	0.406	10.44	1.57
20/04/2011 08:00	0.403	10.42	1.57
20/04/2011 09:00	0.445	10.45	1.58
20/04/2011 10:00	0.501	10.51	1.58
20/04/2011 11:00	0.562	10.48	1.58
20/04/2011 12:00	0.645	10.55	1.58
20/04/2011 13:00	0.686	10.53	1.58
20/04/2011 14:00	0.699	10.45	1.58
20/04/2011 15:00	0.68	10.55	1.58
20/04/2011 16:00	0.621	10.54	1.58
20/04/2011 17:00	0.544	10.47	1.58
20/04/2011 18:00	0.471	10.52	1.58
20/04/2011 19:00	0.412	10.51	1.58
20/04/2011 20:00	0.394	10.47	1.58
20/04/2011 21:00	0.44	10.53	1.58
20/04/2011 22:00	0.497	10.42	1.58
20/04/2011 23:00	0.558	10.45	1.58
21/04/2011 00:00	0.634	10.43	1.58
21/04/2011 01:00	0.694	10.57	1.58
21/04/2011 02:00	0.718	10.46	1.58
21/04/2011 03:00	0.723	10.53	1.58
21/04/2011 04:00	0.672	10.46	1.58
21/04/2011 05:00	0.595	10.52	1.58

21/04/2011 06:00	0.52	10.39	1.58
21/04/2011 07:00	0.449	10.43	1.58
21/04/2011 08:00	0.409	10.45	1.58
21/04/2011 09:00	0.427	10.55	1.58
21/04/2011 10:00	0.478	10.5	1.58
21/04/2011 11:00	0.529	10.47	1.58
21/04/2011 12:00	0.59	10.53	1.58
21/04/2011 13:00	0.656	10.44	1.58
21/04/2011 14:00	0.686	10.45	1.58
21/04/2011 15:00	0.701	10.45	1.58
21/04/2011 16:00	0.67	10.52	1.58
21/04/2011 17:00	0.599	10.43	1.58
21/04/2011 18:00	0.534	10.44	1.58
21/04/2011 19:00	0.465	10.5	1.58
21/04/2011 20:00	0.412	10.47	1.58
21/04/2011 21:00	0.416	10.44	1.58
21/04/2011 22:00	0.466	10.54	1.58
21/04/2011 23:00	0.517	10.5	1.58
22/04/2011 00:00	0.581	10.46	1.58
22/04/2011 01:00	0.652	10.49	1.58
22/04/2011 02:00	0.703	10.49	1.58
22/04/2011 03:00	0.73	10.52	1.58
22/04/2011 04:00	0.723	10.51	1.58
22/04/2011 05:00	0.664	10.5	1.58
22/04/2011 06:00	0.596	10.45	1.57
22/04/2011 07:00	0.523	10.55	1.58
22/04/2011 08:00	0.458	10.52	1.58
22/04/2011 09:00	0.429	10.49	1.58
22/04/2011 10:00	0.453	10.49	1.58
22/04/2011 11:00	0.498	10.43	1.58
22/04/2011 12:00	0.547	10.52	1.58
22/04/2011 13:00	0.604	10.47	1.58
22/04/2011 14:00	0.655	10.52	1.58
22/04/2011 15:00	0.683	10.52	1.58
22/04/2011 16:00	0.687	10.47	1.58
22/04/2011 17:00	0.644	10.51	1.58
22/04/2011 18:00	0.58	10.49	1.58
22/04/2011 19:00	0.51	10.45	1.58
22/04/2011 20:00	0.449	10.43	1.57
22/04/2011 21:00	0.404	10.44	1.58
22/04/2011 22:00	0.411	10.51	1.58
22/04/2011 23:00	0.449	10.5	1.58
23/04/2011 00:00	0.498	10.48	1.58
23/04/2011 01:00	0.554	10.5	1.58
23/04/2011 02:00	0.624	10.54	1.58
23/04/2011 03:00	0.672	10.58	1.58
23/04/2011 04:00	0.698	10.5	1.58
23/04/2011 05:00	0.686	10.55	1.58
23/04/2011 06:00	0.631	10.48	1.57
23/04/2011 07:00	0.57	10.45	1.57
23/04/2011 08:00	0.503	10.53	1.58
23/04/2011 09:00	0.452	10.46	1.57
23/04/2011 10:00	0.44	10.48	1.57
23/04/2011 11:00	0.467	10.54	1.58
23/04/2011 12:00	0.512	10.52	1.58
23/04/2011 13:00	0.555	10.57	1.58
23/04/2011 14:00	0.613	10.57	1.58
23/04/2011 15:00	0.658	10.52	1.58
23/04/2011 16:00	0.673	10.47	1.57

23/04/2011 17:00	0.669	10.47	1.57
23/04/2011 18:00	0.624	10.46	1.57
23/04/2011 19:00	0.56	10.42	1.57
23/04/2011 20:00	0.495	10.45	1.57
23/04/2011 21:00	0.439	10.43	1.57
23/04/2011 22:00	0.407	10.44	1.57
23/04/2011 23:00	0.417	10.44	1.57
24/04/2011 00:00	0.452	10.51	1.58
24/04/2011 01:00	0.497	10.5	1.58
24/04/2011 02:00	0.554	10.44	1.58
24/04/2011 03:00	0.614	10.45	1.58
24/04/2011 04:00	0.668	10.44	1.58
24/04/2011 05:00	0.695	10.53	1.58
24/04/2011 06:00	0.68	10.46	1.57
24/04/2011 07:00	0.63	10.47	1.57
24/04/2011 08:00	0.576	10.45	1.57
24/04/2011 09:00	0.527	10.5	1.57
24/04/2011 10:00	0.49	10.53	1.57
24/04/2011 11:00	0.487	10.49	1.57
24/04/2011 12:00	0.517	10.59	1.58
24/04/2011 13:00	0.551	10.57	1.58
24/04/2011 14:00	0.594	10.53	1.57
24/04/2011 15:00	0.644	10.52	1.57
24/04/2011 16:00	0.675	10.47	1.57
24/04/2011 17:00	0.688	10.52	1.57
24/04/2011 18:00	0.671	10.51	1.57
24/04/2011 19:00	0.622	10.5	1.57
24/04/2011 20:00	0.563	10.54	1.57
24/04/2011 21:00	0.499	10.46	1.56
24/04/2011 22:00	0.448	10.5	1.57
24/04/2011 23:00	0.421	10.48	1.57
25/04/2011 00:00	0.424	10.54	1.57
25/04/2011 01:00	0.445	10.49	1.57
25/04/2011 02:00	0.487	10.43	1.56
25/04/2011 03:00	0.539	10.48	1.57
25/04/2011 04:00	0.594	10.56	1.57
25/04/2011 05:00	0.644	10.55	1.57
25/04/2011 06:00	0.676	10.45	1.56
25/04/2011 07:00	0.662	10.55	1.56
25/04/2011 08:00	0.627	10.55	1.56
25/04/2011 09:00	0.578	10.56	1.56
25/04/2011 10:00	0.534	10.44	1.56
25/04/2011 11:00	0.501	10.54	1.56
25/04/2011 12:00	0.491	10.51	1.56
25/04/2011 13:00	0.506	10.48	1.56
25/04/2011 14:00	0.532	10.47	1.56
25/04/2011 15:00	0.574	10.44	1.56
25/04/2011 16:00	0.61	10.45	1.56
25/04/2011 17:00	0.643	10.54	1.56
25/04/2011 18:00	0.654	10.54	1.56
25/04/2011 19:00	0.651	10.48	1.56
25/04/2011 20:00	0.608	10.52	1.56
25/04/2011 21:00	0.556	10.48	1.56
25/04/2011 22:00	0.505	10.5	1.56
25/04/2011 23:00	0.457	10.44	1.56
26/04/2011 00:00	0.433	10.49	1.56
26/04/2011 01:00	0.426	10.54	1.56
26/04/2011 02:00	0.447	10.52	1.56
26/04/2011 03:00	0.477	10.5	1.56

26/04/2011 04:00	0.527	10.51	1.56
26/04/2011 05:00	0.576	10.44	1.56
26/04/2011 06:00	0.618	10.45	1.56
26/04/2011 07:00	0.651	10.45	1.56
26/04/2011 08:00	0.654	10.46	1.56
26/04/2011 09:00	0.629	10.57	1.56
26/04/2011 10:00	0.587	10.5	1.56
26/04/2011 11:00	0.545	10.52	1.56
26/04/2011 12:00	0.514	10.51	1.56
26/04/2011 13:00	0.501	10.43	1.56
26/04/2011 14:00	0.511	10.52	1.56
26/04/2011 15:00	0.535	10.56	1.56
26/04/2011 16:00	0.571	10.54	1.56
26/04/2011 17:00	0.61	10.52	1.56
26/04/2011 18:00	0.642	10.44	1.56
26/04/2011 19:00	0.655	10.49	1.56
26/04/2011 20:00	0.644	10.5	1.56
26/04/2011 21:00	0.617	10.5	1.56
26/04/2011 22:00	0.571	10.53	1.56
26/04/2011 23:00	0.528	10.48	1.56
27/04/2011 00:00	0.482	10.5	1.56
27/04/2011 01:00	0.448	10.42	1.55
27/04/2011 02:00	0.429	10.48	1.56
27/04/2011 03:00	0.434	10.48	1.56
27/04/2011 04:00	0.469	10.46	1.56
27/04/2011 05:00	0.512	10.57	1.56
27/04/2011 06:00	0.56	10.58	1.56
27/04/2011 07:00	0.611	10.48	1.56
27/04/2011 08:00	0.653	10.46	1.56
27/04/2011 09:00	0.663	10.45	1.56
27/04/2011 10:00	0.641	10.5	1.56
27/04/2011 11:00	0.612	10.46	1.56
27/04/2011 12:00	0.57	10.41	1.55
27/04/2011 13:00	0.537	10.51	1.56
27/04/2011 14:00	0.512	10.49	1.56
27/04/2011 15:00	0.513	10.5	1.56
27/04/2011 16:00	0.542	10.52	1.56
27/04/2011 17:00	0.575	10.51	1.56
27/04/2011 18:00	0.619	10.56	1.56
27/04/2011 19:00	0.648	10.49	1.56
27/04/2011 20:00	0.67	10.51	1.56
27/04/2011 21:00	0.67	10.46	1.55
27/04/2011 22:00	0.641	10.48	1.55
27/04/2011 23:00	0.6	10.52	1.55
28/04/2011 00:00	0.547	10.54	1.55
28/04/2011 01:00	0.501	10.43	1.55
28/04/2011 02:00	0.461	10.48	1.55
28/04/2011 03:00	0.446	10.5	1.55
28/04/2011 04:00	0.455	10.5	1.56
28/04/2011 05:00	0.482	10.48	1.56
28/04/2011 06:00	0.528	10.5	1.56
28/04/2011 07:00	0.581	10.55	1.56
28/04/2011 08:00	0.627	10.54	1.56
28/04/2011 09:00	0.667	10.56	1.56
28/04/2011 10:00	0.684	10.46	1.55
28/04/2011 11:00	0.669	10.48	1.55
28/04/2011 12:00	0.633	10.51	1.55
28/04/2011 13:00	0.588	10.54	1.55
28/04/2011 14:00	0.544	10.53	1.55

28/04/2011 15:00	0.526	10.53	1.55
28/04/2011 16:00	0.534	10.46	1.55
28/04/2011 17:00	0.566	10.53	1.55
28/04/2011 18:00	0.603	10.49	1.55
28/04/2011 19:00	0.642	10.44	1.55
28/04/2011 20:00	0.677	10.55	1.55
28/04/2011 21:00	0.691	10.53	1.55
28/04/2011 22:00	0.696	10.51	1.55
28/04/2011 23:00	0.669	10.53	1.55
29/04/2011 00:00	0.62	10.5	1.55
29/04/2011 01:00	0.564	10.53	1.55
29/04/2011 02:00	0.511	10.45	1.55
29/04/2011 03:00	0.47	10.45	1.55
29/04/2011 04:00	0.453	10.5	1.55
29/04/2011 05:00	0.468	10.43	1.55
29/04/2011 06:00	0.498	10.54	1.55
29/04/2011 07:00	0.541	10.52	1.55
29/04/2011 08:00	0.59	10.59	1.56
29/04/2011 09:00	0.637	10.45	1.55
29/04/2011 10:00	0.668	10.57	1.56
29/04/2011 11:00	0.677	10.5	1.55
29/04/2011 12:00	0.653	10.52	1.55
29/04/2011 13:00	0.614	10.45	1.55
29/04/2011 14:00	0.564	10.49	1.55
29/04/2011 15:00	0.522	10.45	1.55
29/04/2011 16:00	0.504	10.54	1.55
29/04/2011 17:00	0.523	10.52	1.55
29/04/2011 18:00	0.558	10.53	1.55
29/04/2011 19:00	0.6	10.54	1.56
29/04/2011 20:00	0.646	10.51	1.55
29/04/2011 21:00	0.686	10.54	1.55
29/04/2011 22:00	0.707	10.46	1.55
29/04/2011 23:00	0.704	10.53	1.55
30/04/2011 00:00	0.67	10.53	1.55
30/04/2011 01:00	0.614	10.5	1.54
30/04/2011 02:00	0.561	10.47	1.54
30/04/2011 03:00	0.502	10.5	1.54
30/04/2011 04:00	0.47	10.46	1.54
30/04/2011 05:00	0.461	10.5	1.55
30/04/2011 06:00	0.48	10.53	1.55
30/04/2011 07:00	0.516	10.45	1.55
30/04/2011 08:00	0.565	10.58	1.56
30/04/2011 09:00	0.615	10.44	1.55
30/04/2011 10:00	0.659	10.49	1.55
30/04/2011 11:00	0.691	10.57	1.55
30/04/2011 12:00	0.685	10.53	1.54
30/04/2011 13:00	0.639	10.51	1.54
30/04/2011 14:00	0.593	10.56	1.54
30/04/2011 15:00	0.54	10.44	1.54
30/04/2011 16:00	0.506	10.44	1.54
30/04/2011 17:00	0.501	10.51	1.54
30/04/2011 18:00	0.527	10.56	1.55
30/04/2011 19:00	0.576	10.51	1.54
30/04/2011 20:00	0.621	10.48	1.54
30/04/2011 21:00	0.669	10.46	1.54
30/04/2011 22:00	0.699	10.45	1.54
30/04/2011 23:00	0.716	10.47	1.54
01/05/2011 00:00	0.707	10.48	1.54
01/05/2011 01:00	0.66	10.49	1.54

01/05/2011 02:00	0.598	10.47	1.54
01/05/2011 03:00	0.544	10.51	1.54
01/05/2011 04:00	0.494	10.49	1.54
01/05/2011 05:00	0.462	10.45	1.54
01/05/2011 06:00	0.47	10.54	1.54
01/05/2011 07:00	0.503	10.46	1.54
01/05/2011 08:00	0.543	10.48	1.54
01/05/2011 09:00	0.593	10.46	1.54
01/05/2011 10:00	0.645	10.42	1.54
01/05/2011 11:00	0.686	10.46	1.54
01/05/2011 12:00	0.698	10.5	1.54
01/05/2011 13:00	0.677	10.57	1.54
01/05/2011 14:00	0.625	10.48	1.54
01/05/2011 15:00	0.572	10.49	1.54
01/05/2011 16:00	0.52	10.52	1.54
01/05/2011 17:00	0.487	10.49	1.54
01/05/2011 18:00	0.502	10.46	1.54
01/05/2011 19:00	0.545	10.53	1.54
01/05/2011 20:00	0.59	10.54	1.55
01/05/2011 21:00	0.641	10.49	1.54
01/05/2011 22:00	0.689	10.53	1.54
01/05/2011 23:00	0.721	10.5	1.54
02/05/2011 00:00	0.727	10.5	1.54
02/05/2011 01:00	0.707	10.56	1.54
02/05/2011 02:00	0.649	10.51	1.54
02/05/2011 03:00	0.583	10.48	1.54
02/05/2011 04:00	0.527	10.49	1.54
02/05/2011 05:00	0.474	10.53	1.54
02/05/2011 06:00	0.456	10.45	1.54
02/05/2011 07:00	0.481	10.46	1.54
02/05/2011 08:00	0.52	10.43	1.54
02/05/2011 09:00	0.565	10.44	1.54
02/05/2011 10:00	0.618	10.47	1.55
02/05/2011 11:00	0.666	10.56	1.55
02/05/2011 12:00	0.691	10.55	1.55
02/05/2011 13:00	0.693	10.47	1.54
02/05/2011 14:00	0.65	10.48	1.54
02/05/2011 15:00	0.59	10.46	1.54
02/05/2011 16:00	0.533	10.56	1.54
02/05/2011 17:00	0.487	10.46	1.54
02/05/2011 18:00	0.472	10.47	1.54
02/05/2011 19:00	0.506	10.47	1.54
02/05/2011 20:00	0.558	10.57	1.54
02/05/2011 21:00	0.606	10.48	1.54
02/05/2011 22:00	0.657	10.5	1.54
02/05/2011 23:00	0.697	10.51	1.54
03/05/2011 00:00	0.713	10.53	1.54
03/05/2011 01:00	0.715	10.52	1.54
03/05/2011 02:00	0.675	10.56	1.54
03/05/2011 03:00	0.606	10.54	1.54
03/05/2011 04:00	0.539	10.55	1.54
03/05/2011 05:00	0.478	10.45	1.54
03/05/2011 06:00	0.441	10.56	1.54
03/05/2011 07:00	0.453	10.48	1.54
03/05/2011 08:00	0.496	10.55	1.54
03/05/2011 09:00	0.54	10.45	1.54
03/05/2011 10:00	0.592	10.55	1.54
03/05/2011 11:00	0.649	10.53	1.54
03/05/2011 12:00	0.683	10.61	1.55

03/05/2011 13:00	0.694	10.58	1.54
03/05/2011 14:00	0.672	10.49	1.54
03/05/2011 15:00	0.612	10.51	1.54
03/05/2011 16:00	0.546	10.54	1.54
03/05/2011 17:00	0.483	10.52	1.54
03/05/2011 18:00	0.44	10.5	1.54
03/05/2011 19:00	0.451	10.61	1.54
03/05/2011 20:00	0.498	10.57	1.54
03/05/2011 21:00	0.547	10.53	1.54
03/05/2011 22:00	0.606	10.54	1.54
03/05/2011 23:00	0.659	10.54	1.54
04/05/2011 00:00	0.697	10.58	1.54
04/05/2011 01:00	0.713	10.5	1.54
04/05/2011 02:00	0.701	10.49	1.54
04/05/2011 03:00	0.641	10.53	1.54
04/05/2011 04:00	0.574	10.49	1.54
04/05/2011 05:00	0.513	10.53	1.54
04/05/2011 06:00	0.458	10.5	1.54
04/05/2011 07:00	0.442	10.46	1.54
04/05/2011 08:00	0.473	10.53	1.54
04/05/2011 09:00	0.515	10.48	1.54
04/05/2011 10:00	0.566	10.55	1.54
04/05/2011 11:00	0.621	10.46	1.54
04/05/2011 12:00	0.671	10.6	1.54
04/05/2011 13:00	0.693	10.49	1.54
04/05/2011 14:00	0.693	10.58	1.54
04/05/2011 15:00	0.642	10.55	1.54
04/05/2011 16:00	0.58	10.52	1.54
04/05/2011 17:00	0.51	10.47	1.54
04/05/2011 18:00	0.452	10.43	1.53
04/05/2011 19:00	0.427	10.51	1.54
04/05/2011 20:00	0.45	10.48	1.54
04/05/2011 21:00	0.494	10.56	1.54
04/05/2011 22:00	0.543	10.52	1.54
04/05/2011 23:00	0.598	10.53	1.54
05/05/2011 00:00	0.648	10.51	1.54
05/05/2011 01:00	0.679	10.6	1.54
05/05/2011 02:00	0.686	10.56	1.54
05/05/2011 03:00	0.647	10.47	1.54
05/05/2011 04:00	0.582	10.5	1.54
05/05/2011 05:00	0.52	10.45	1.54
05/05/2011 06:00	0.456	10.45	1.54
05/05/2011 07:00	0.419	10.49	1.54
05/05/2011 08:00	0.431	10.52	1.54
05/05/2011 09:00	0.465	10.6	1.55
05/05/2011 10:00	0.508	10.54	1.55
05/05/2011 11:00	0.561	10.55	1.55
05/05/2011 12:00	0.616	10.52	1.55
05/05/2011 13:00	0.652	10.47	1.54
05/05/2011 14:00	0.665	10.56	1.55
05/05/2011 15:00	0.642	10.46	1.54
05/05/2011 16:00	0.586	10.48	1.54
05/05/2011 17:00	0.522	10.54	1.54
05/05/2011 18:00	0.456	10.48	1.54
05/05/2011 19:00	0.409	10.55	1.54
05/05/2011 20:00	0.403	10.54	1.54
05/05/2011 21:00	0.435	10.58	1.55
05/05/2011 22:00	0.479	10.52	1.55
05/05/2011 23:00	0.53	10.55	1.55

06/05/2011 00:00	0.584	10.52	1.55
06/05/2011 01:00	0.633	10.57	1.55
06/05/2011 02:00	0.661	10.49	1.55
06/05/2011 03:00	0.655	10.52	1.55
06/05/2011 04:00	0.599	10.47	1.54
06/05/2011 05:00	0.539	10.46	1.54
06/05/2011 06:00	0.48	10.51	1.54
06/05/2011 07:00	0.425	10.5	1.55
06/05/2011 08:00	0.408	10.54	1.55
06/05/2011 09:00	0.434	10.52	1.55
06/05/2011 10:00	0.479	10.47	1.55
06/05/2011 11:00	0.526	10.49	1.55
06/05/2011 12:00	0.58	10.49	1.55
06/05/2011 13:00	0.631	10.53	1.55
06/05/2011 14:00	0.65	10.57	1.56
06/05/2011 15:00	0.651	10.47	1.55
06/05/2011 16:00	0.613	10.46	1.55
06/05/2011 17:00	0.548	10.55	1.55
06/05/2011 18:00	0.481	10.48	1.55
06/05/2011 19:00	0.428	10.55	1.55
06/05/2011 20:00	0.395	10.53	1.55
06/05/2011 21:00	0.41	10.55	1.55
06/05/2011 22:00	0.45	10.5	1.55
06/05/2011 23:00	0.497	10.47	1.55
07/05/2011 00:00	0.55	10.52	1.56
07/05/2011 01:00	0.61	10.45	1.55
07/05/2011 02:00	0.653	10.48	1.56
07/05/2011 03:00	0.669	10.47	1.55
07/05/2011 04:00	0.642	10.47	1.55
07/05/2011 05:00	0.58	10.46	1.55
07/05/2011 06:00	0.524	10.52	1.55
07/05/2011 07:00	0.468	10.54	1.56
07/05/2011 08:00	0.429	10.55	1.56
07/05/2011 09:00	0.434	10.56	1.56
07/05/2011 10:00	0.474	10.51	1.56
07/05/2011 11:00	0.517	10.51	1.56
07/05/2011 12:00	0.574	10.56	1.56
07/05/2011 13:00	0.625	10.46	1.56
07/05/2011 14:00	0.657	10.48	1.56
07/05/2011 15:00	0.67	10.59	1.56
07/05/2011 16:00	0.656	10.5	1.55
07/05/2011 17:00	0.602	10.56	1.56
07/05/2011 18:00	0.54	10.54	1.55
07/05/2011 19:00	0.476	10.46	1.55
07/05/2011 20:00	0.421	10.54	1.55
07/05/2011 21:00	0.406	10.45	1.55
07/05/2011 22:00	0.435	10.49	1.56
07/05/2011 23:00	0.47	10.48	1.56
08/05/2011 00:00	0.519	10.58	1.56
08/05/2011 01:00	0.576	10.49	1.56
08/05/2011 02:00	0.633	10.51	1.56
08/05/2011 03:00	0.669	10.55	1.56
08/05/2011 04:00	0.674	10.56	1.56
08/05/2011 05:00	0.627	10.49	1.55
08/05/2011 06:00	0.565	10.47	1.55
08/05/2011 07:00	0.504	10.48	1.55
08/05/2011 08:00	0.457	10.5	1.55
08/05/2011 09:00	0.427	10.55	1.56
08/05/2011 10:00	0.436	10.56	1.56

08/05/2011 11:00	0.462	10.55	1.56
08/05/2011 12:00	0.506	10.54	1.56
08/05/2011 13:00	0.552	10.54	1.56
08/05/2011 14:00	0.594	10.59	1.56
08/05/2011 15:00	0.617	10.49	1.56
08/05/2011 16:00	0.622	10.5	1.56
08/05/2011 17:00	0.582	10.55	1.56
08/05/2011 18:00	0.527	10.5	1.55
08/05/2011 19:00	0.477	10.49	1.55
08/05/2011 20:00	0.411	10.55	1.55
08/05/2011 21:00	0.371	10.54	1.56
08/05/2011 22:00	0.366	10.56	1.56
08/05/2011 23:00	0.388	10.58	1.56
09/05/2011 00:00	0.426	10.51	1.56
09/05/2011 01:00	0.484	10.57	1.56
09/05/2011 02:00	0.541	10.5	1.56
09/05/2011 03:00	0.59	10.57	1.56
09/05/2011 04:00	0.629	10.5	1.56
09/05/2011 05:00	0.621	10.56	1.56
09/05/2011 06:00	0.582	10.48	1.55
09/05/2011 07:00	0.527	10.58	1.56
09/05/2011 08:00	0.475	10.58	1.56
09/05/2011 09:00	0.44	10.5	1.56
09/05/2011 10:00	0.437	10.45	1.55
09/05/2011 11:00	0.467	10.52	1.56
09/05/2011 12:00	0.506	10.54	1.56
09/05/2011 13:00	0.554	10.57	1.58
09/05/2011 14:00	0.608	10.49	1.57
09/05/2011 15:00	0.643	10.5	1.57
09/05/2011 16:00	0.659	10.51	1.57
09/05/2011 17:00	0.655	10.54	1.57
09/05/2011 18:00	0.62	10.55	1.57
09/05/2011 19:00	0.569	10.49	1.57
09/05/2011 20:00	0.505	10.58	1.57
09/05/2011 21:00	0.449	10.51	1.57
09/05/2011 22:00	0.409	10.62	1.58
09/05/2011 23:00	0.406	10.6	1.58
10/05/2011 00:00	0.429	10.5	1.57
10/05/2011 01:00	0.472	10.66	1.58
10/05/2011 02:00	0.527	10.51	1.58
10/05/2011 03:00	0.583	10.52	1.58
10/05/2011 04:00	0.629	10.5	1.57
10/05/2011 05:00	0.663	10.5	1.57
10/05/2011 06:00	0.652	10.56	1.58
10/05/2011 07:00	0.605	10.5	1.57
10/05/2011 08:00	0.544	10.53	1.57
10/05/2011 09:00	0.497	10.52	1.57
10/05/2011 10:00	0.461	10.49	1.57
10/05/2011 11:00	0.457	10.56	1.57
10/05/2011 12:00	0.475	10.52	1.57
10/05/2011 13:00	0.504	10.55	1.58
10/05/2011 14:00	0.542	10.56	1.58
10/05/2011 15:00	0.588	10.59	1.58
10/05/2011 16:00	0.62	10.52	1.58
10/05/2011 17:00	0.636	10.64	1.58
10/05/2011 18:00	0.629	10.54	1.57
10/05/2011 19:00	0.592	10.58	1.58
10/05/2011 20:00	0.535	10.53	1.57
10/05/2011 21:00	0.48	10.6	1.58

10/05/2011 22:00	0.422	10.51	1.57
10/05/2011 23:00	0.387	10.54	1.58
11/05/2011 00:00	0.378	10.54	1.58
11/05/2011 01:00	0.4	10.5	1.58
11/05/2011 02:00	0.437	10.61	1.58
11/05/2011 03:00	0.488	10.64	1.58
11/05/2011 04:00	0.545	10.64	1.58
11/05/2011 05:00	0.6	10.53	1.58
11/05/2011 06:00	0.636	10.52	1.58
11/05/2011 07:00	0.625	10.53	1.58
11/05/2011 08:00	0.59	10.54	1.58
11/05/2011 09:00	0.547	10.56	1.58
11/05/2011 10:00	0.504	10.52	1.58
11/05/2011 11:00	0.476	10.54	1.58
11/05/2011 12:00	0.48	10.6	1.58
11/05/2011 13:00	0.498	10.55	1.58
11/05/2011 14:00	0.53	10.63	1.58
11/05/2011 15:00	0.569	10.62	1.58
11/05/2011 16:00	0.618	10.56	1.58
11/05/2011 17:00	0.655	10.61	1.58
11/05/2011 18:00	0.662	10.5	1.58
11/05/2011 19:00	0.66	10.62	1.58
11/05/2011 20:00	0.626	10.5	1.58
11/05/2011 21:00	0.57	10.52	1.58
11/05/2011 22:00	0.512	10.52	1.58
11/05/2011 23:00	0.458	10.52	1.58
12/05/2011 00:00	0.416	10.56	1.58
12/05/2011 01:00	0.401	10.5	1.58
12/05/2011 02:00	0.412	10.63	1.58
12/05/2011 03:00	0.448	10.56	1.58
12/05/2011 04:00	0.499	10.52	1.58
12/05/2011 05:00	0.55	10.62	1.58
12/05/2011 06:00	0.604	10.63	1.58
12/05/2011 07:00	0.638	10.62	1.58
12/05/2011 08:00	0.631	10.51	1.58
12/05/2011 09:00	0.6	10.53	1.58
12/05/2011 10:00	0.557	10.54	1.58
12/05/2011 11:00	0.512	10.59	1.58
12/05/2011 12:00	0.477	10.61	1.58
12/05/2011 13:00	0.452	10.5	1.58
12/05/2011 14:00	0.463	10.58	1.58
12/05/2011 15:00	0.49	10.64	1.58
12/05/2011 16:00	0.537	10.63	1.58
12/05/2011 17:00	0.577	10.55	1.58
12/05/2011 18:00	0.618	10.53	1.58
12/05/2011 19:00	0.645	10.5	1.58
12/05/2011 20:00	0.644	10.59	1.58
12/05/2011 21:00	0.617	10.65	1.58
12/05/2011 22:00	0.564	10.51	1.58
12/05/2011 23:00	0.506	10.53	1.58
13/05/2011 00:00	0.445	10.6	1.58
13/05/2011 01:00	0.402	10.63	1.58
13/05/2011 02:00	0.38	10.52	1.58
13/05/2011 03:00	0.394	10.62	1.58
13/05/2011 04:00	0.432	10.57	1.58
13/05/2011 05:00	0.485	10.59	1.58
13/05/2011 06:00	0.543	10.52	1.58
13/05/2011 07:00	0.592	10.51	1.58
13/05/2011 08:00	0.628	10.63	1.58

13/05/2011 09:00	0.638	10.55	1.58
13/05/2011 10:00	0.619	10.63	1.58
13/05/2011 11:00	0.58	10.56	1.58
13/05/2011 12:00	0.535	10.53	1.58
13/05/2011 13:00	0.487	10.56	1.58
13/05/2011 14:00	0.453	10.56	1.58
13/05/2011 15:00	0.45	10.55	1.58
13/05/2011 16:00	0.477	10.49	1.58
13/05/2011 17:00	0.519	10.58	1.58
13/05/2011 18:00	0.57	10.63	1.58
13/05/2011 19:00	0.614	10.61	1.58
13/05/2011 20:00	0.637	10.51	1.58
13/05/2011 21:00	0.645	10.57	1.58
13/05/2011 22:00	0.62	10.53	1.58
13/05/2011 23:00	0.57	10.56	1.58
14/05/2011 00:00	0.508	10.6	1.58
14/05/2011 01:00	0.445	10.6	1.58
14/05/2011 02:00	0.395	10.59	1.58
14/05/2011 03:00	0.376	10.57	1.58
14/05/2011 04:00	0.39	10.54	1.58
14/05/2011 05:00	0.433	10.52	1.58
14/05/2011 06:00	0.481	10.54	1.58
14/05/2011 07:00	0.535	10.62	1.59
14/05/2011 08:00	0.585	10.62	1.59
14/05/2011 09:00	0.62	10.65	1.59
14/05/2011 10:00	0.639	10.59	1.58
14/05/2011 11:00	0.617	10.64	1.58
14/05/2011 12:00	0.572	10.51	1.58
14/05/2011 13:00	0.522	10.53	1.58
14/05/2011 14:00	0.474	10.5	1.58
14/05/2011 15:00	0.442	10.51	1.58
14/05/2011 16:00	0.454	10.53	1.58
14/05/2011 17:00	0.488	10.51	1.58
14/05/2011 18:00	0.54	10.62	1.59
14/05/2011 19:00	0.594	10.51	1.58
14/05/2011 20:00	0.645	10.54	1.58
14/05/2011 21:00	0.671	10.55	1.58
14/05/2011 22:00	0.673	10.53	1.58
14/05/2011 23:00	0.653	10.61	1.58
15/05/2011 00:00	0.59	10.54	1.58
15/05/2011 01:00	0.522	10.53	1.58
15/05/2011 02:00	0.456	10.58	1.58
15/05/2011 03:00	0.398	10.51	1.58
15/05/2011 04:00	0.372	10.53	1.58
15/05/2011 05:00	0.398	10.64	1.59
15/05/2011 06:00	0.448	10.63	1.59
15/05/2011 07:00	0.496	10.55	1.58
15/05/2011 08:00	0.555	10.63	1.59
15/05/2011 09:00	0.608	10.56	1.58
15/05/2011 10:00	0.645	10.53	1.58
15/05/2011 11:00	0.664	10.53	1.58
15/05/2011 12:00	0.637	10.54	1.58
15/05/2011 13:00	0.578	10.52	1.58
15/05/2011 14:00	0.519	10.6	1.58
15/05/2011 15:00	0.459	10.61	1.58
15/05/2011 16:00	0.417	10.63	1.58
15/05/2011 17:00	0.432	10.6	1.58
15/05/2011 18:00	0.48	10.51	1.58
15/05/2011 19:00	0.532	10.58	1.58

15/05/2011 20:00	0.591	10.64	1.59
15/05/2011 21:00	0.64	10.62	1.59
15/05/2011 22:00	0.661	10.54	1.58
15/05/2011 23:00	0.663	10.64	1.59
16/05/2011 00:00	0.634	10.51	1.58
16/05/2011 01:00	0.568	10.5	1.58
16/05/2011 02:00	0.495	10.56	1.58
16/05/2011 03:00	0.424	10.59	1.58
16/05/2011 04:00	0.364	10.59	1.58
16/05/2011 05:00	0.344	10.51	1.58
16/05/2011 06:00	0.381	10.55	1.58
16/05/2011 07:00	0.428	10.52	1.58
16/05/2011 08:00	0.48	10.58	1.59
16/05/2011 09:00	0.542	10.53	1.58
16/05/2011 10:00	0.603	10.54	1.58
16/05/2011 11:00	0.634	10.63	1.59
16/05/2011 12:00	0.638	10.54	1.58
16/05/2011 13:00	0.596	10.54	1.58
16/05/2011 14:00	0.53	10.59	1.59
16/05/2011 15:00	0.466	10.59	1.59
16/05/2011 16:00	0.408	10.52	1.58
16/05/2011 17:00	0.383	10.62	1.59
16/05/2011 18:00	0.416	10.54	1.59
16/05/2011 19:00	0.472	10.53	1.59
16/05/2011 20:00	0.53	10.58	1.59
16/05/2011 21:00	0.599	10.54	1.59
16/05/2011 22:00	0.654	10.63	1.59
16/05/2011 23:00	0.677	10.53	1.59
17/05/2011 00:00	0.69	10.52	1.59
17/05/2011 01:00	0.661	10.63	1.59
17/05/2011 02:00	0.586	10.61	1.59
17/05/2011 03:00	0.515	10.63	1.59
17/05/2011 04:00	0.443	10.52	1.58
17/05/2011 05:00	0.387	10.53	1.59
17/05/2011 06:00	0.386	10.61	1.59
17/05/2011 07:00	0.43	10.55	1.59
17/05/2011 08:00	0.479	10.64	1.59
17/05/2011 09:00	0.538	10.6	1.59
17/05/2011 10:00	0.608	10.66	1.59
17/05/2011 11:00	0.657	10.67	1.59
17/05/2011 12:00	0.68	10.64	1.59
17/05/2011 13:00	0.676	10.61	1.59
17/05/2011 14:00	0.624	10.53	1.58
17/05/2011 15:00	0.551	10.57	1.58
17/05/2011 16:00	0.485	10.56	1.58
17/05/2011 17:00	0.424	10.54	1.58
17/05/2011 18:00	0.398	10.54	1.58
17/05/2011 19:00	0.429	10.65	1.59
17/05/2011 20:00	0.483	10.56	1.59
17/05/2011 21:00	0.543	10.51	1.59
17/05/2011 22:00	0.611	10.53	1.59
17/05/2011 23:00	0.666	10.53	1.59
18/05/2011 00:00	0.69	10.59	1.59
18/05/2011 01:00	0.693	10.54	1.59
18/05/2011 02:00	0.648	10.58	1.59
18/05/2011 03:00	0.574	10.52	1.58
18/05/2011 04:00	0.496	10.53	1.59
18/05/2011 05:00	0.424	10.61	1.59
18/05/2011 06:00	0.37	10.55	1.59

18/05/2011 07:00	0.379	10.54	1.59
18/05/2011 08:00	0.421	10.54	1.59
18/05/2011 09:00	0.471	10.55	1.59
18/05/2011 10:00	0.529	10.63	1.59
18/05/2011 11:00	0.595	10.55	1.59
18/05/2011 12:00	0.636	10.56	1.59
18/05/2011 13:00	0.647	10.53	1.59
18/05/2011 14:00	0.628	10.54	1.59
18/05/2011 15:00	0.562	10.62	1.59
18/05/2011 16:00	0.494	10.52	1.59
18/05/2011 17:00	0.424	10.63	1.59
18/05/2011 18:00	0.374	10.53	1.59
18/05/2011 19:00	0.373	10.62	1.6
18/05/2011 20:00	0.428	10.54	1.59
18/05/2011 21:00	0.484	10.55	1.6
18/05/2011 22:00	0.551	10.55	1.6
18/05/2011 23:00	0.624	10.57	1.6
19/05/2011 00:00	0.682	10.56	1.6
19/05/2011 01:00	0.707	10.66	1.6
19/05/2011 02:00	0.717	10.66	1.6
19/05/2011 03:00	0.665	10.61	1.59
19/05/2011 04:00	0.592	10.64	1.6
19/05/2011 05:00	0.52	10.54	1.59
19/05/2011 06:00	0.454	10.56	1.59
19/05/2011 07:00	0.415	10.53	1.59
19/05/2011 08:00	0.435	10.6	1.59
19/05/2011 09:00	0.488	10.54	1.59
19/05/2011 10:00	0.551	10.59	1.59
19/05/2011 11:00	0.617	10.57	1.59
19/05/2011 12:00	0.681	10.54	1.59
19/05/2011 13:00	0.71	10.57	1.59
19/05/2011 14:00	0.711	10.57	1.59
19/05/2011 15:00	0.68	10.55	1.58
19/05/2011 16:00	0.61	10.65	1.59
19/05/2011 17:00	0.536	10.56	1.58
19/05/2011 18:00	0.464	10.66	1.59
19/05/2011 19:00	0.417	10.55	1.58
19/05/2011 20:00	0.418	10.53	1.58
19/05/2011 21:00	0.465	10.54	1.58
19/05/2011 22:00	0.521	10.58	1.59
19/05/2011 23:00	0.577	10.53	1.58
20/05/2011 00:00	0.645	10.55	1.58
20/05/2011 01:00	0.686	10.55	1.58
20/05/2011 02:00	0.708	10.61	1.59
20/05/2011 03:00	0.695	10.65	1.59
20/05/2011 04:00	0.63	10.64	1.58
20/05/2011 05:00	0.561	10.59	1.58
20/05/2011 06:00	0.49	10.58	1.58
20/05/2011 07:00	0.423	10.53	1.58
20/05/2011 08:00	0.39	10.53	1.58
20/05/2011 09:00	0.415	10.52	1.58
20/05/2011 10:00	0.461	10.64	1.58
20/05/2011 11:00	0.511	10.61	1.58
20/05/2011 12:00	0.57	10.56	1.58
20/05/2011 13:00	0.625	10.57	1.58
20/05/2011 14:00	0.644	10.55	1.58
20/05/2011 15:00	0.645	10.67	1.59
20/05/2011 16:00	0.603	10.58	1.58
20/05/2011 17:00	0.535	10.59	1.58

20/05/2011 18:00	0.466	10.55	1.58
20/05/2011 19:00	0.403	10.58	1.58
20/05/2011 20:00	0.367	10.52	1.58
20/05/2011 21:00	0.384	10.53	1.58
20/05/2011 22:00	0.436	10.52	1.58
20/05/2011 23:00	0.487	10.58	1.58
21/05/2011 00:00	0.55	10.64	1.59
21/05/2011 01:00	0.617	10.53	1.58
21/05/2011 02:00	0.668	10.63	1.59
21/05/2011 03:00	0.699	10.57	1.59
21/05/2011 04:00	0.679	10.56	1.58
21/05/2011 05:00	0.623	10.56	1.58
21/05/2011 06:00	0.555	10.64	1.59
21/05/2011 07:00	0.49	10.61	1.59
21/05/2011 08:00	0.435	10.64	1.59
21/05/2011 09:00	0.427	10.57	1.58
21/05/2011 10:00	0.472	10.62	1.59
21/05/2011 11:00	0.517	10.59	1.58
21/05/2011 12:00	0.569	10.57	1.58
21/05/2011 13:00	0.624	10.57	1.58
21/05/2011 14:00	0.658	10.61	1.58
21/05/2011 15:00	0.665	10.55	1.58
21/05/2011 16:00	0.651	10.56	1.58
21/05/2011 17:00	0.598	10.61	1.58
21/05/2011 18:00	0.527	10.65	1.58
21/05/2011 19:00	0.466	10.63	1.58
21/05/2011 20:00	0.408	10.57	1.58
21/05/2011 21:00	0.379	10.54	1.58
21/05/2011 22:00	0.392	10.56	1.58
21/05/2011 23:00	0.427	10.58	1.58
22/05/2011 00:00	0.476	10.59	1.58
22/05/2011 01:00	0.53	10.56	1.58
22/05/2011 02:00	0.589	10.54	1.58
22/05/2011 03:00	0.631	10.61	1.58
22/05/2011 04:00	0.649	10.58	1.58
22/05/2011 05:00	0.613	10.59	1.59
22/05/2011 06:00	0.552	10.53	1.58
22/05/2011 07:00	0.493	10.6	1.59
22/05/2011 08:00	0.438	10.56	1.59
22/05/2011 09:00	0.399	10.54	1.59
22/05/2011 10:00	0.397	10.57	1.59
22/05/2011 11:00	0.434	10.65	1.6
22/05/2011 12:00	0.481	10.57	1.59
22/05/2011 13:00	0.535	10.52	1.59
22/05/2011 14:00	0.584	10.68	1.6
22/05/2011 15:00	0.619	10.68	1.6
22/05/2011 16:00	0.624	10.67	1.6
22/05/2011 17:00	0.595	10.61	1.59
22/05/2011 18:00	0.535	10.59	1.59
22/05/2011 19:00	0.48	10.56	1.59
22/05/2011 20:00	0.421	10.57	1.59
22/05/2011 21:00	0.382	10.64	1.59
22/05/2011 22:00	0.368	10.64	1.59
22/05/2011 23:00	0.387	10.64	1.59
23/05/2011 00:00	0.434	10.56	1.59
23/05/2011 01:00	0.49	10.56	1.59
23/05/2011 02:00	0.551	10.57	1.59
23/05/2011 03:00	0.615	10.58	1.59
23/05/2011 04:00	0.655	10.58	1.59

23/05/2011 05:00	0.669	10.56	1.59
23/05/2011 06:00	0.635	10.66	1.59
23/05/2011 07:00	0.584	10.64	1.59
23/05/2011 08:00	0.521	10.57	1.59
23/05/2011 09:00	0.478	10.58	1.59
23/05/2011 10:00	0.455	10.62	1.59
23/05/2011 11:00	0.462	10.59	1.59
23/05/2011 12:00	0.492	10.62	1.59
23/05/2011 13:00	0.526	10.67	1.6
23/05/2011 14:00	0.561	10.66	1.6
23/05/2011 15:00	0.586	10.56	1.59
23/05/2011 16:00	0.594	10.55	1.59
23/05/2011 17:00	0.57	10.68	1.59
23/05/2011 18:00	0.522	10.56	1.59
23/05/2011 19:00	0.462	10.55	1.59
23/05/2011 20:00	0.4	10.6	1.59
23/05/2011 21:00	0.35	10.66	1.59
23/05/2011 22:00	0.303	10.54	1.58
23/05/2011 23:00	0.284	10.55	1.59
24/05/2011 00:00	0.284	10.59	1.59
24/05/2011 01:00	0.313	10.56	1.59
24/05/2011 02:00	0.35	10.54	1.59
24/05/2011 03:00	0.402	10.67	1.6
24/05/2011 04:00	0.46	10.67	1.6
24/05/2011 05:00	0.519	10.66	1.6
24/05/2011 06:00	0.542	10.67	1.6
24/05/2011 07:00	0.523	10.56	1.6
24/05/2011 08:00	0.495	10.68	1.6
24/05/2011 09:00	0.482	10.65	1.6
24/05/2011 10:00	0.483	10.63	1.6
24/05/2011 11:00	0.504	10.57	1.6
24/05/2011 12:00	0.555	10.56	1.6
24/05/2011 13:00	0.591	10.58	1.6
24/05/2011 14:00	0.643	10.57	1.6
24/05/2011 15:00	0.692	10.64	1.6
24/05/2011 16:00	0.725	10.6	1.6
24/05/2011 17:00	0.736	10.59	1.6
24/05/2011 18:00	0.723	10.59	1.6
24/05/2011 19:00	0.698	10.66	1.6
24/05/2011 20:00	0.639	10.57	1.6
24/05/2011 21:00	0.575	10.61	1.6
24/05/2011 22:00	0.509	10.66	1.6
24/05/2011 23:00	0.46	10.56	1.59
25/05/2011 00:00	0.429	10.63	1.6
25/05/2011 01:00	0.429	10.67	1.6
25/05/2011 02:00	0.452	10.61	1.59
25/05/2011 03:00	0.49	10.68	1.6
25/05/2011 04:00	0.539	10.59	1.59
25/05/2011 05:00	0.586	10.57	1.59
25/05/2011 06:00	0.621	10.58	1.59
25/05/2011 07:00	0.622	10.59	1.59
25/05/2011 08:00	0.587	10.67	1.59
25/05/2011 09:00	0.545	10.61	1.59
25/05/2011 10:00	0.505	10.61	1.59
25/05/2011 11:00	0.468	10.57	1.59
25/05/2011 12:00	0.454	10.57	1.59
25/05/2011 13:00	0.46	10.57	1.59
25/05/2011 14:00	0.484	10.68	1.59
25/05/2011 15:00	0.517	10.6	1.59

25/05/2011 16:00	0.559	10.68	1.6
25/05/2011 17:00	0.591	10.57	1.59
25/05/2011 18:00	0.608	10.62	1.59
25/05/2011 19:00	0.608	10.65	1.59
25/05/2011 20:00	0.576	10.64	1.59
25/05/2011 21:00	0.521	10.57	1.59
25/05/2011 22:00	0.465	10.59	1.59
25/05/2011 23:00	0.411	10.58	1.59
26/05/2011 00:00	0.374	10.65	1.59
26/05/2011 01:00	0.354	10.58	1.59
26/05/2011 02:00	0.359	10.56	1.59
26/05/2011 03:00	0.385	10.57	1.59
26/05/2011 04:00	0.432	10.55	1.59
26/05/2011 05:00	0.484	10.55	1.59
26/05/2011 06:00	0.538	10.63	1.6
26/05/2011 07:00	0.587	10.57	1.59
26/05/2011 08:00	0.599	10.57	1.59
26/05/2011 09:00	0.57	10.59	1.59
26/05/2011 10:00	0.537	10.58	1.59
26/05/2011 11:00	0.505	10.65	1.6
26/05/2011 12:00	0.479	10.66	1.6
26/05/2011 13:00	0.469	10.64	1.6
26/05/2011 14:00	0.479	10.64	1.6
26/05/2011 15:00	0.503	10.58	1.59
26/05/2011 16:00	0.555	10.57	1.59
26/05/2011 17:00	0.592	10.58	1.59
26/05/2011 18:00	0.62	10.59	1.59
26/05/2011 19:00	0.648	10.66	1.59
26/05/2011 20:00	0.65	10.56	1.58
26/05/2011 21:00	0.614	10.57	1.58
26/05/2011 22:00	0.57	10.58	1.58
26/05/2011 23:00	0.521	10.57	1.58
27/05/2011 00:00	0.469	10.56	1.58
27/05/2011 01:00	0.439	10.55	1.58
27/05/2011 02:00	0.422	10.65	1.59
27/05/2011 03:00	0.439	10.59	1.59
27/05/2011 04:00	0.478	10.59	1.59
27/05/2011 05:00	0.526	10.56	1.59
27/05/2011 06:00	0.573	10.57	1.59
27/05/2011 07:00	0.618	10.56	1.59
27/05/2011 08:00	0.652	10.58	1.59
27/05/2011 09:00	0.664	10.56	1.59
27/05/2011 10:00	0.64	10.64	1.59
27/05/2011 11:00	0.607	10.56	1.58
27/05/2011 12:00	0.565	10.58	1.58
27/05/2011 13:00	0.521	10.59	1.58
27/05/2011 14:00	0.489	10.57	1.58
27/05/2011 15:00	0.479	10.57	1.58
27/05/2011 16:00	0.5	10.57	1.58
27/05/2011 17:00	0.534	10.57	1.58
27/05/2011 18:00	0.568	10.58	1.58
27/05/2011 19:00	0.594	10.58	1.58
27/05/2011 20:00	0.617	10.57	1.58
27/05/2011 21:00	0.613	10.57	1.58
27/05/2011 22:00	0.583	10.6	1.58
27/05/2011 23:00	0.535	10.68	1.59
28/05/2011 00:00	0.483	10.58	1.58
28/05/2011 01:00	0.425	10.57	1.58
28/05/2011 02:00	0.385	10.59	1.58

28/05/2011 03:00	0.367	10.59	1.58
28/05/2011 04:00	0.365	10.59	1.58
28/05/2011 05:00	0.39	10.56	1.58
28/05/2011 06:00	0.429	10.57	1.58
28/05/2011 07:00	0.473	10.56	1.58
28/05/2011 08:00	0.517	10.56	1.59
28/05/2011 09:00	0.561	10.68	1.59
28/05/2011 10:00	0.561	10.57	1.59
28/05/2011 11:00	0.533	10.56	1.59
28/05/2011 12:00	0.493	10.68	1.59
28/05/2011 13:00	0.461	10.68	1.59
28/05/2011 14:00	0.427	10.57	1.59
28/05/2011 15:00	0.419	10.65	1.59
28/05/2011 16:00	0.437	10.67	1.59
28/05/2011 17:00	0.464	10.67	1.59
28/05/2011 18:00	0.507	10.66	1.59
28/05/2011 19:00	0.562	10.57	1.59
28/05/2011 20:00	0.612	10.59	1.59
28/05/2011 21:00	0.642	10.6	1.59
28/05/2011 22:00	0.654	10.67	1.59
28/05/2011 23:00	0.626	10.65	1.59
29/05/2011 00:00	0.583	10.58	1.58
29/05/2011 01:00	0.537	10.57	1.58
29/05/2011 02:00	0.487	10.56	1.58
29/05/2011 03:00	0.45	10.66	1.59
29/05/2011 04:00	0.43	10.67	1.59
29/05/2011 05:00	0.446	10.69	1.59
29/05/2011 06:00	0.474	10.7	1.59
29/05/2011 07:00	0.517	10.69	1.59
29/05/2011 08:00	0.558	10.68	1.59
29/05/2011 09:00	0.601	10.7	1.59
29/05/2011 10:00	0.631	10.6	1.59
29/05/2011 11:00	0.627	10.58	1.59
29/05/2011 12:00	0.594	10.58	1.59
29/05/2011 13:00	0.541	10.58	1.59
29/05/2011 14:00	0.494	10.57	1.58
29/05/2011 15:00	0.446	10.57	1.58
29/05/2011 16:00	0.433	10.56	1.58
29/05/2011 17:00	0.437	10.56	1.59
29/05/2011 18:00	0.462	10.57	1.59
29/05/2011 19:00	0.504	10.57	1.59
29/05/2011 20:00	0.55	10.59	1.59
29/05/2011 21:00	0.595	10.6	1.59
29/05/2011 22:00	0.62	10.62	1.59
29/05/2011 23:00	0.627	10.63	1.59
30/05/2011 00:00	0.589	10.56	1.59
30/05/2011 01:00	0.536	10.6	1.59
30/05/2011 02:00	0.485	10.61	1.59
30/05/2011 03:00	0.445	10.64	1.59
30/05/2011 04:00	0.417	10.6	1.59
30/05/2011 05:00	0.413	10.59	1.59
30/05/2011 06:00	0.446	10.67	1.6
30/05/2011 07:00	0.485	10.61	1.59
30/05/2011 08:00	0.538	10.59	1.59
30/05/2011 09:00	0.588	10.6	1.59
30/05/2011 10:00	0.638	10.59	1.59
30/05/2011 11:00	0.656	10.58	1.59
30/05/2011 12:00	0.65	10.68	1.59
30/05/2011 13:00	0.601	10.67	1.59

30/05/2011 14:00	0.551	10.59	1.59
30/05/2011 15:00	0.499	10.59	1.59
30/05/2011 16:00	0.456	10.65	1.59
30/05/2011 17:00	0.45	10.61	1.59
30/05/2011 18:00	0.473	10.71	1.6
30/05/2011 19:00	0.507	10.59	1.59
30/05/2011 20:00	0.555	10.59	1.59
30/05/2011 21:00	0.608	10.61	1.59
30/05/2011 22:00	0.649	10.64	1.59
30/05/2011 23:00	0.669	10.69	1.6
31/05/2011 00:00	0.665	10.7	1.59
31/05/2011 01:00	0.621	10.7	1.59
31/05/2011 02:00	0.558	10.6	1.59
31/05/2011 03:00	0.502	10.58	1.59
31/05/2011 04:00	0.453	10.59	1.59
31/05/2011 05:00	0.424	10.61	1.59
31/05/2011 06:00	0.435	10.56	1.59
31/05/2011 07:00	0.467	10.58	1.59
31/05/2011 08:00	0.509	10.6	1.59
31/05/2011 09:00	0.562	10.59	1.59
31/05/2011 10:00	0.611	10.6	1.59
31/05/2011 11:00	0.645	10.58	1.59
31/05/2011 12:00	0.657	10.64	1.59
31/05/2011 13:00	0.638	10.59	1.59
31/05/2011 14:00	0.592	10.6	1.59
31/05/2011 15:00	0.542	10.64	1.59
31/05/2011 16:00	0.484	10.56	1.58
31/05/2011 17:00	0.442	10.59	1.59
31/05/2011 18:00	0.449	10.56	1.58
31/05/2011 19:00	0.475	10.58	1.59
31/05/2011 20:00	0.517	10.58	1.59
31/05/2011 21:00	0.56	10.59	1.59
31/05/2011 22:00	0.606	10.6	1.59
31/05/2011 23:00	0.635	10.7	1.59
01/06/2011 00:00	0.65	10.66	1.59
01/06/2011 01:00	0.625	10.59	1.58
01/06/2011 02:00	0.565	10.65	1.59
01/06/2011 03:00	0.507	10.59	1.58
01/06/2011 04:00	0.448	10.62	1.58
01/06/2011 05:00	0.399	10.68	1.59
01/06/2011 06:00	0.38	10.71	1.59
01/06/2011 07:00	0.397	10.71	1.59
01/06/2011 08:00	0.433	10.7	1.59
01/06/2011 09:00	0.48	10.6	1.58
01/06/2011 10:00	0.537	10.61	1.58
01/06/2011 11:00	0.582	10.59	1.58
01/06/2011 12:00	0.609	10.59	1.58
01/06/2011 13:00	0.607	10.59	1.58
01/06/2011 14:00	0.56	10.63	1.58
01/06/2011 15:00	0.493	10.59	1.58
01/06/2011 16:00	0.433	10.61	1.58
01/06/2011 17:00	0.374	10.58	1.58
01/06/2011 18:00	0.345	10.59	1.58
01/06/2011 19:00	0.367	10.57	1.58
01/06/2011 20:00	0.41	10.68	1.59
01/06/2011 21:00	0.456	10.63	1.59
01/06/2011 22:00	0.514	10.7	1.59
01/06/2011 23:00	0.569	10.72	1.6
02/06/2011 00:00	0.61	10.58	1.59

02/06/2011 01:00	0.629	10.68	1.6
02/06/2011 02:00	0.602	10.61	1.59
02/06/2011 03:00	0.54	10.61	1.59
02/06/2011 04:00	0.485	10.59	1.59
02/06/2011 05:00	0.437	10.6	1.59
02/06/2011 06:00	0.403	10.59	1.59
02/06/2011 07:00	0.415	10.6	1.59
02/06/2011 08:00	0.446	10.6	1.59
02/06/2011 09:00	0.497	10.61	1.59
02/06/2011 10:00	0.554	10.65	1.59
02/06/2011 11:00	0.605	10.6	1.59
02/06/2011 12:00	0.639	10.67	1.59
02/06/2011 13:00	0.649	10.65	1.59
02/06/2011 14:00	0.624	10.63	1.59
02/06/2011 15:00	0.567	10.62	1.59
02/06/2011 16:00	0.497	10.6	1.59
02/06/2011 17:00	0.432	10.64	1.59
02/06/2011 18:00	0.383	10.59	1.59
02/06/2011 19:00	0.372	10.6	1.59
02/06/2011 20:00	0.41	10.59	1.59
02/06/2011 21:00	0.456	10.62	1.59
02/06/2011 22:00	0.506	10.6	1.59
02/06/2011 23:00	0.566	10.6	1.59
03/06/2011 00:00	0.612	10.64	1.59
03/06/2011 01:00	0.641	10.72	1.59
03/06/2011 02:00	0.638	10.67	1.59
03/06/2011 03:00	0.59	10.59	1.59
03/06/2011 04:00	0.529	10.58	1.58
03/06/2011 05:00	0.468	10.6	1.58
03/06/2011 06:00	0.412	10.61	1.58
03/06/2011 07:00	0.389	10.6	1.58
03/06/2011 08:00	0.419	10.7	1.59
03/06/2011 09:00	0.467	10.73	1.59
03/06/2011 10:00	0.511	10.61	1.58
03/06/2011 11:00	0.565	10.61	1.58
03/06/2011 12:00	0.604	10.64	1.59
03/06/2011 13:00	0.625	10.7	1.59
03/06/2011 14:00	0.627	10.61	1.58
03/06/2011 15:00	0.592	10.6	1.58
03/06/2011 16:00	0.528	10.62	1.58
03/06/2011 17:00	0.456	10.69	1.59
03/06/2011 18:00	0.395	10.64	1.59
03/06/2011 19:00	0.359	10.59	1.58
03/06/2011 20:00	0.367	10.58	1.58
03/06/2011 21:00	0.41	10.61	1.59
03/06/2011 22:00	0.457	10.62	1.59
03/06/2011 23:00	0.516	10.63	1.59
04/06/2011 00:00	0.568	10.61	1.59
04/06/2011 01:00	0.613	10.64	1.59
04/06/2011 02:00	0.637	10.59	1.59
04/06/2011 03:00	0.623	10.6	1.59
04/06/2011 04:00	0.568	10.62	1.59
04/06/2011 05:00	0.508	10.61	1.59
04/06/2011 06:00	0.451	10.61	1.59
04/06/2011 07:00	0.406	10.61	1.59
04/06/2011 08:00	0.414	10.6	1.59
04/06/2011 09:00	0.457	10.6	1.59
04/06/2011 10:00	0.505	10.71	1.6
04/06/2011 11:00	0.564	10.69	1.59

04/06/2011 12:00	0.629	10.61	1.59
04/06/2011 13:00	0.67	10.63	1.59
04/06/2011 14:00	0.69	10.6	1.59
04/06/2011 15:00	0.682	10.61	1.59
04/06/2011 16:00	0.637	10.6	1.59
04/06/2011 17:00	0.567	10.6	1.59
04/06/2011 18:00	0.504	10.61	1.59
04/06/2011 19:00	0.446	10.59	1.59
04/06/2011 20:00	0.417	10.58	1.59
04/06/2011 21:00	0.442	10.58	1.59
04/06/2011 22:00	0.484	10.61	1.59
04/06/2011 23:00	0.538	10.68	1.59
05/06/2011 00:00	0.591	10.71	1.59
05/06/2011 01:00	0.643	10.61	1.59
05/06/2011 02:00	0.678	10.62	1.59
05/06/2011 03:00	0.695	10.64	1.59
05/06/2011 04:00	0.66	10.6	1.59
05/06/2011 05:00	0.602	10.62	1.59
05/06/2011 06:00	0.536	10.63	1.59
05/06/2011 07:00	0.478	10.61	1.59
05/06/2011 08:00	0.446	10.6	1.59
05/06/2011 09:00	0.463	10.6	1.59
05/06/2011 10:00	0.516	10.61	1.59
05/06/2011 11:00	0.561	10.6	1.59
05/06/2011 12:00	0.615	10.6	1.59
05/06/2011 13:00	0.665	10.61	1.59
05/06/2011 14:00	0.692	10.6	1.59
05/06/2011 15:00	0.694	10.6	1.59
05/06/2011 16:00	0.67	10.62	1.59
05/06/2011 17:00	0.61	10.61	1.59
05/06/2011 18:00	0.544	10.61	1.58
05/06/2011 19:00	0.473	10.6	1.58
05/06/2011 20:00	0.427	10.58	1.58
05/06/2011 21:00	0.417	10.6	1.58
05/06/2011 22:00	0.448	10.59	1.58
05/06/2011 23:00	0.49	10.69	1.59
06/06/2011 00:00	0.546	10.69	1.59
06/06/2011 01:00	0.61	10.6	1.59
06/06/2011 02:00	0.659	10.59	1.59
06/06/2011 03:00	0.694	10.6	1.59
06/06/2011 04:00	0.689	10.6	1.59
06/06/2011 05:00	0.648	10.6	1.59
06/06/2011 06:00	0.587	10.59	1.59
06/06/2011 07:00	0.525	10.6	1.59
06/06/2011 08:00	0.48	10.6	1.59
06/06/2011 09:00	0.464	10.6	1.59
06/06/2011 10:00	0.493	10.61	1.59
06/06/2011 11:00	0.539	10.63	1.6
06/06/2011 12:00	0.59	10.61	1.6
06/06/2011 13:00	0.641	10.62	1.6
06/06/2011 14:00	0.69	10.63	1.6
06/06/2011 15:00	0.704	10.61	1.6
06/06/2011 16:00	0.702	10.7	1.6
06/06/2011 17:00	0.656	10.63	1.59
06/06/2011 18:00	0.584	10.62	1.59
06/06/2011 19:00	0.524	10.67	1.6
06/06/2011 20:00	0.465	10.6	1.59
06/06/2011 21:00	0.423	10.6	1.59
06/06/2011 22:00	0.421	10.6	1.59

06/06/2011 23:00	0.451	10.63	1.6
07/06/2011 00:00	0.501	10.68	1.6
07/06/2011 01:00	0.558	10.61	1.6
07/06/2011 02:00	0.62	10.64	1.6
07/06/2011 03:00	0.673	10.62	1.6
07/06/2011 04:00	0.705	10.61	1.6
07/06/2011 05:00	0.688	10.62	1.59
07/06/2011 06:00	0.636	10.63	1.59
07/06/2011 07:00	0.579	10.61	1.59
07/06/2011 08:00	0.526	10.59	1.59
07/06/2011 09:00	0.475	10.6	1.59
07/06/2011 10:00	0.469	10.59	1.59
07/06/2011 11:00	0.496	10.59	1.59
07/06/2011 12:00	0.539	10.6	1.59
07/06/2011 13:00	0.588	10.63	1.6
07/06/2011 14:00	0.642	10.64	1.6
07/06/2011 15:00	0.674	10.61	1.59
07/06/2011 16:00	0.688	10.6	1.59
07/06/2011 17:00	0.674	10.62	1.59
07/06/2011 18:00	0.622	10.62	1.59
07/06/2011 19:00	0.564	10.63	1.59
07/06/2011 20:00	0.501	10.7	1.6
07/06/2011 21:00	0.44	10.6	1.59
07/06/2011 22:00	0.404	10.6	1.59
07/06/2011 23:00	0.405	10.6	1.59
08/06/2011 00:00	0.437	10.6	1.59
08/06/2011 01:00	0.482	10.59	1.59
08/06/2011 02:00	0.539	10.61	1.6
08/06/2011 03:00	0.597	10.61	1.6
08/06/2011 04:00	0.651	10.64	1.6
08/06/2011 05:00	0.678	10.62	1.6
08/06/2011 06:00	0.648	10.63	1.6
08/06/2011 07:00	0.589	10.63	1.6
08/06/2011 08:00	0.527	10.64	1.59
08/06/2011 09:00	0.479	10.72	1.6
08/06/2011 10:00	0.446	10.69	1.6
08/06/2011 11:00	0.449	10.72	1.6
08/06/2011 12:00	0.481	10.62	1.59
08/06/2011 13:00	0.531	10.63	1.6
08/06/2011 14:00	0.573	10.61	1.59
08/06/2011 15:00	0.621	10.62	1.59
08/06/2011 16:00	0.65	10.64	1.6
08/06/2011 17:00	0.663	10.63	1.59
08/06/2011 18:00	0.635	10.62	1.59
08/06/2011 19:00	0.583	10.62	1.59
08/06/2011 20:00	0.523	10.61	1.59
08/06/2011 21:00	0.459	10.61	1.59
08/06/2011 22:00	0.401	10.6	1.59
08/06/2011 23:00	0.368	10.6	1.59
09/06/2011 00:00	0.37	10.6	1.59
09/06/2011 01:00	0.399	10.62	1.59
09/06/2011 02:00	0.448	10.6	1.59
09/06/2011 03:00	0.508	10.61	1.6
09/06/2011 04:00	0.568	10.63	1.6
09/06/2011 05:00	0.624	10.63	1.6
09/06/2011 06:00	0.643	10.61	1.6
09/06/2011 07:00	0.614	10.66	1.6
09/06/2011 08:00	0.559	10.65	1.6
09/06/2011 09:00	0.515	10.62	1.6

09/06/2011 10:00	0.47	10.68	1.6
09/06/2011 11:00	0.438	10.61	1.59
09/06/2011 12:00	0.44	10.64	1.6
09/06/2011 13:00	0.474	10.61	1.59
09/06/2011 14:00	0.514	10.63	1.59
09/06/2011 15:00	0.564	10.61	1.59
09/06/2011 16:00	0.612	10.61	1.59
09/06/2011 17:00	0.645	10.62	1.59
09/06/2011 18:00	0.649	10.62	1.59
09/06/2011 19:00	0.632	10.66	1.59
09/06/2011 20:00	0.577	10.64	1.59
09/06/2011 21:00	0.518	10.62	1.59
09/06/2011 22:00	0.454	10.65	1.59
09/06/2011 23:00	0.402	10.64	1.59
10/06/2011 00:00	0.37	10.62	1.59
10/06/2011 01:00	0.374	10.61	1.59
10/06/2011 02:00	0.405	10.6	1.59
10/06/2011 03:00	0.455	10.61	1.59
10/06/2011 04:00	0.507	10.62	1.59
10/06/2011 05:00	0.565	10.62	1.59
10/06/2011 06:00	0.621	10.61	1.59
10/06/2011 07:00	0.642	10.63	1.6
10/06/2011 08:00	0.616	10.62	1.6
10/06/2011 09:00	0.578	10.63	1.6
10/06/2011 10:00	0.531	10.63	1.6
10/06/2011 11:00	0.488	10.62	1.6
10/06/2011 12:00	0.458	10.64	1.6
10/06/2011 13:00	0.453	10.63	1.6
10/06/2011 14:00	0.474	10.62	1.6
10/06/2011 15:00	0.506	10.64	1.6
10/06/2011 16:00	0.555	10.63	1.6
10/06/2011 17:00	0.608	10.67	1.6
10/06/2011 18:00	0.641	10.64	1.6
10/06/2011 19:00	0.649	10.71	1.6
10/06/2011 20:00	0.637	10.62	1.59
10/06/2011 21:00	0.591	10.62	1.59
10/06/2011 22:00	0.536	10.63	1.6
10/06/2011 23:00	0.472	10.63	1.59
11/06/2011 00:00	0.421	10.63	1.59
11/06/2011 01:00	0.385	10.63	1.59
11/06/2011 02:00	0.379	10.63	1.59
11/06/2011 03:00	0.407	10.63	1.6
11/06/2011 04:00	0.455	10.62	1.6
11/06/2011 05:00	0.505	10.64	1.6
11/06/2011 06:00	0.565	10.62	1.6
11/06/2011 07:00	0.615	10.61	1.6
11/06/2011 08:00	0.64	10.63	1.6
11/06/2011 09:00	0.635	10.64	1.6
11/06/2011 10:00	0.59	10.65	1.6
11/06/2011 11:00	0.537	10.64	1.6
11/06/2011 12:00	0.49	10.62	1.6
11/06/2011 13:00	0.455	10.63	1.6
11/06/2011 14:00	0.445	10.64	1.6
11/06/2011 15:00	0.466	10.63	1.6
11/06/2011 16:00	0.497	10.62	1.59
11/06/2011 17:00	0.547	10.62	1.59
11/06/2011 18:00	0.602	10.63	1.59
11/06/2011 19:00	0.643	10.63	1.59
11/06/2011 20:00	0.654	10.65	1.59

11/06/2011 21:00	0.648	10.62	1.59
11/06/2011 22:00	0.603	10.63	1.59
11/06/2011 23:00	0.544	10.63	1.59
12/06/2011 00:00	0.483	10.63	1.59
12/06/2011 01:00	0.429	10.63	1.59
12/06/2011 02:00	0.389	10.64	1.59
12/06/2011 03:00	0.384	10.64	1.59
12/06/2011 04:00	0.411	10.62	1.59
12/06/2011 05:00	0.456	10.67	1.59
12/06/2011 06:00	0.507	10.67	1.59
12/06/2011 07:00	0.556	10.65	1.59
12/06/2011 08:00	0.599	10.63	1.59
12/06/2011 09:00	0.624	10.62	1.59
12/06/2011 10:00	0.618	10.64	1.59
12/06/2011 11:00	0.579	10.62	1.59
12/06/2011 12:00	0.531	10.64	1.59
12/06/2011 13:00	0.484	10.63	1.59
12/06/2011 14:00	0.443	10.64	1.59
12/06/2011 15:00	0.429	10.62	1.59
12/06/2011 16:00	0.451	10.65	1.59
12/06/2011 17:00	0.486	10.67	1.59
12/06/2011 18:00	0.541	10.63	1.59
12/06/2011 19:00	0.598	10.63	1.59
12/06/2011 20:00	0.637	10.64	1.59
12/06/2011 21:00	0.658	10.63	1.59
12/06/2011 22:00	0.652	10.64	1.59
12/06/2011 23:00	0.61	10.63	1.59
13/06/2011 00:00	0.544	10.65	1.59
13/06/2011 01:00	0.486	10.64	1.59
13/06/2011 02:00	0.422	10.66	1.6
13/06/2011 03:00	0.378	10.64	1.6
13/06/2011 04:00	0.366	10.65	1.6
13/06/2011 05:00	0.384	10.62	1.59
13/06/2011 06:00	0.422	10.62	1.59
13/06/2011 07:00	0.478	10.62	1.59
13/06/2011 08:00	0.541	10.66	1.6
13/06/2011 09:00	0.6	10.62	1.6
13/06/2011 10:00	0.631	10.64	1.6
13/06/2011 11:00	0.614	10.64	1.6
13/06/2011 12:00	0.563	10.64	1.6
13/06/2011 13:00	0.513	10.66	1.6
13/06/2011 14:00	0.455	10.64	1.6
13/06/2011 15:00	0.41	10.65	1.6
13/06/2011 16:00	0.396	10.64	1.6
13/06/2011 17:00	0.418	10.64	1.6
13/06/2011 18:00	0.46	10.66	1.6
13/06/2011 19:00	0.523	10.63	1.6
13/06/2011 20:00	0.591	10.67	1.6
13/06/2011 21:00	0.645	10.66	1.6
13/06/2011 22:00	0.675	10.65	1.6
13/06/2011 23:00	0.677	10.74	1.61
14/06/2011 00:00	0.635	10.67	1.6
14/06/2011 01:00	0.576	10.65	1.6
14/06/2011 02:00	0.516	10.66	1.6
14/06/2011 03:00	0.456	10.64	1.6
14/06/2011 04:00	0.413	10.64	1.6
14/06/2011 05:00	0.417	10.64	1.6
14/06/2011 06:00	0.45	10.63	1.6
14/06/2011 07:00	0.495	10.64	1.6

14/06/2011 08:00	0.545	10.65	1.6
14/06/2011 09:00	0.602	10.63	1.6
14/06/2011 10:00	0.648	10.66	1.6
14/06/2011 11:00	0.664	10.64	1.6
14/06/2011 12:00	0.656	10.66	1.6
14/06/2011 13:00	0.602	10.63	1.6
14/06/2011 14:00	0.539	10.65	1.6
14/06/2011 15:00	0.479	10.7	1.6
14/06/2011 16:00	0.427	10.64	1.6
14/06/2011 17:00	0.407	10.65	1.6
14/06/2011 18:00	0.432	10.65	1.6
14/06/2011 19:00	0.484	10.65	1.6
14/06/2011 20:00	0.545	10.64	1.6
14/06/2011 21:00	0.605	10.66	1.6
14/06/2011 22:00	0.654	10.66	1.6
14/06/2011 23:00	0.679	10.68	1.6
15/06/2011 00:00	0.682	10.66	1.6
15/06/2011 01:00	0.64	10.65	1.6
15/06/2011 02:00	0.572	10.64	1.6
15/06/2011 03:00	0.505	10.64	1.6
15/06/2011 04:00	0.444	10.66	1.6
15/06/2011 05:00	0.402	10.65	1.6
15/06/2011 06:00	0.404	10.64	1.6
15/06/2011 07:00	0.442	10.64	1.6
15/06/2011 08:00	0.489	10.66	1.6
15/06/2011 09:00	0.539	10.65	1.6
15/06/2011 10:00	0.594	10.66	1.6
15/06/2011 11:00	0.631	10.65	1.6
15/06/2011 12:00	0.651	10.64	1.6
15/06/2011 13:00	0.628	10.66	1.6
15/06/2011 14:00	0.569	10.68	1.6
15/06/2011 15:00	0.505	10.66	1.6
15/06/2011 16:00	0.442	10.63	1.6
15/06/2011 17:00	0.39	10.64	1.6
15/06/2011 18:00	0.374	10.65	1.6
15/06/2011 19:00	0.419	10.64	1.6
15/06/2011 20:00	0.471	10.67	1.6
15/06/2011 21:00	0.528	10.65	1.6
15/06/2011 22:00	0.595	10.64	1.6
15/06/2011 23:00	0.659	10.65	1.6
16/06/2011 00:00	0.689	10.69	1.6
16/06/2011 01:00	0.692	10.66	1.6
16/06/2011 02:00	0.647	10.64	1.6
16/06/2011 03:00	0.579	10.64	1.6
16/06/2011 04:00	0.514	10.64	1.6
16/06/2011 05:00	0.454	10.65	1.6
16/06/2011 06:00	0.426	10.66	1.6
16/06/2011 07:00	0.451	10.63	1.6
16/06/2011 08:00	0.487	10.67	1.6
16/06/2011 09:00	0.535	10.69	1.6
16/06/2011 10:00	0.602	10.64	1.6
16/06/2011 11:00	0.657	10.65	1.6
16/06/2011 12:00	0.696	10.66	1.6
16/06/2011 13:00	0.71	10.65	1.6
16/06/2011 14:00	0.685	10.66	1.6
16/06/2011 15:00	0.618	10.64	1.6
16/06/2011 16:00	0.542	10.64	1.6
16/06/2011 17:00	0.47	10.66	1.6
16/06/2011 18:00	0.408	10.65	1.6

16/06/2011 19:00	0.415	10.66	1.6
16/06/2011 20:00	0.459	10.65	1.6
16/06/2011 21:00	0.51	10.66	1.6
16/06/2011 22:00	0.566	10.65	1.6
16/06/2011 23:00	0.636	10.73	1.61
17/06/2011 00:00	0.688	10.66	1.6
17/06/2011 01:00	0.718	10.69	1.61
17/06/2011 02:00	0.706	10.66	1.6
17/06/2011 03:00	0.648	10.66	1.6
17/06/2011 04:00	0.581	10.65	1.6
17/06/2011 05:00	0.514	10.65	1.6
17/06/2011 06:00	0.457	10.65	1.6
17/06/2011 07:00	0.435	10.66	1.6
17/06/2011 08:00	0.463	10.66	1.6
17/06/2011 09:00	0.509	10.65	1.6
17/06/2011 10:00	0.572	10.67	1.6
17/06/2011 11:00	0.641	10.65	1.6
17/06/2011 12:00	0.692	10.68	1.6
17/06/2011 13:00	0.706	10.66	1.6
17/06/2011 14:00	0.706	10.67	1.6
17/06/2011 15:00	0.668	10.69	1.6
17/06/2011 16:00	0.601	10.67	1.6
17/06/2011 17:00	0.534	10.65	1.6
17/06/2011 18:00	0.466	10.66	1.6
17/06/2011 19:00	0.416	10.66	1.6
17/06/2011 20:00	0.414	10.67	1.6
17/06/2011 21:00	0.457	10.66	1.6
17/06/2011 22:00	0.516	10.64	1.6
17/06/2011 23:00	0.588	10.67	1.6
18/06/2011 00:00	0.657	10.67	1.61
18/06/2011 01:00	0.719	10.67	1.61
18/06/2011 02:00	0.754	10.69	1.61
18/06/2011 03:00	0.732	10.76	1.61
18/06/2011 04:00	0.665	10.75	1.61
18/06/2011 05:00	0.597	10.67	1.61
18/06/2011 06:00	0.535	10.66	1.61
18/06/2011 07:00	0.483	10.65	1.6
18/06/2011 08:00	0.486	10.68	1.61
18/06/2011 09:00	0.524	10.67	1.61
18/06/2011 10:00	0.572	10.66	1.61
18/06/2011 11:00	0.628	10.66	1.61
18/06/2011 12:00	0.697	10.7	1.61
18/06/2011 13:00	0.75	10.69	1.6
18/06/2011 14:00	0.753	10.69	1.6
18/06/2011 15:00	0.733	10.67	1.6
18/06/2011 16:00	0.67	10.65	1.6
18/06/2011 17:00	0.594	10.67	1.6
18/06/2011 18:00	0.529	10.65	1.6
18/06/2011 19:00	0.467	10.65	1.6
18/06/2011 20:00	0.433	10.65	1.6
18/06/2011 21:00	0.456	10.65	1.6
18/06/2011 22:00	0.499	10.66	1.6
18/06/2011 23:00	0.555	10.66	1.6
19/06/2011 00:00	0.621	10.66	1.6
19/06/2011 01:00	0.685	10.65	1.6
19/06/2011 02:00	0.744	10.69	1.6
19/06/2011 03:00	0.763	10.67	1.6
19/06/2011 04:00	0.725	10.66	1.6
19/06/2011 05:00	0.668	10.69	1.6

19/06/2011 06:00	0.608	10.67	1.6
19/06/2011 07:00	0.551	10.67	1.6
19/06/2011 08:00	0.517	10.68	1.6
19/06/2011 09:00	0.536	10.66	1.6
19/06/2011 10:00	0.579	10.67	1.6
19/06/2011 11:00	0.634	10.71	1.6
19/06/2011 12:00	0.696	10.67	1.6
19/06/2011 13:00	0.75	10.66	1.6
19/06/2011 14:00	0.775	10.67	1.6
19/06/2011 15:00	0.773	10.67	1.6
19/06/2011 16:00	0.736	10.66	1.6
19/06/2011 17:00	0.675	10.68	1.6
19/06/2011 18:00	0.596	10.68	1.6
19/06/2011 19:00	0.524	10.66	1.6
19/06/2011 20:00	0.464	10.66	1.6
19/06/2011 21:00	0.439	10.67	1.6
19/06/2011 22:00	0.463	10.66	1.6
19/06/2011 23:00	0.502	10.69	1.6
20/06/2011 00:00	0.556	10.67	1.6
20/06/2011 01:00	0.621	10.72	1.6
20/06/2011 02:00	0.675	10.67	1.6
20/06/2011 03:00	0.717	10.68	1.6
20/06/2011 04:00	0.722	10.67	1.6
20/06/2011 05:00	0.676	10.68	1.6
20/06/2011 06:00	0.613	10.67	1.6
20/06/2011 07:00	0.549	10.66	1.6
20/06/2011 08:00	0.492	10.66	1.6
20/06/2011 09:00	0.474	10.66	1.6
20/06/2011 10:00	0.508	10.67	1.6
20/06/2011 11:00	0.558	10.67	1.6
20/06/2011 12:00	0.616	10.65	1.6
20/06/2011 13:00	0.678	10.67	1.6
20/06/2011 14:00	0.727	10.66	1.6
20/06/2011 15:00	0.741	10.69	1.6
20/06/2011 16:00	0.739	10.7	1.6
20/06/2011 17:00	0.699	10.71	1.6
20/06/2011 18:00	0.631	10.76	1.6
20/06/2011 19:00	0.566	10.69	1.59
20/06/2011 20:00	0.497	10.66	1.59
20/06/2011 21:00	0.446	10.69	1.59
20/06/2011 22:00	0.43	10.67	1.59
20/06/2011 23:00	0.456	10.66	1.59
21/06/2011 00:00	0.494	10.66	1.59
21/06/2011 01:00	0.552	10.66	1.6
21/06/2011 02:00	0.611	10.65	1.6
21/06/2011 03:00	0.671	10.66	1.6
21/06/2011 04:00	0.71	10.67	1.6
21/06/2011 05:00	0.698	10.67	1.6
21/06/2011 06:00	0.647	10.77	1.6
21/06/2011 07:00	0.59	10.71	1.6
21/06/2011 08:00	0.534	10.67	1.6
21/06/2011 09:00	0.492	10.67	1.6
21/06/2011 10:00	0.487	10.7	1.6
21/06/2011 11:00	0.525	10.68	1.6
21/06/2011 12:00	0.565	10.72	1.6
21/06/2011 13:00	0.619	10.67	1.6
21/06/2011 14:00	0.678	10.69	1.6
21/06/2011 15:00	0.716	10.67	1.6
21/06/2011 16:00	0.726	10.68	1.6

21/06/2011 17:00	0.708	10.68	1.6
21/06/2011 18:00	0.657	10.67	1.6
21/06/2011 19:00	0.591	10.67	1.59
21/06/2011 20:00	0.527	10.67	1.59
21/06/2011 21:00	0.47	10.68	1.59
21/06/2011 22:00	0.433	10.66	1.59
21/06/2011 23:00	0.432	10.68	1.6
22/06/2011 00:00	0.458	10.68	1.6
22/06/2011 01:00	0.501	10.68	1.6
22/06/2011 02:00	0.551	10.67	1.6
22/06/2011 03:00	0.61	10.69	1.6
22/06/2011 04:00	0.662	10.68	1.6
22/06/2011 05:00	0.691	10.67	1.6
22/06/2011 06:00	0.664	10.67	1.6
22/06/2011 07:00	0.613	10.69	1.6
22/06/2011 08:00	0.557	10.67	1.6
22/06/2011 09:00	0.516	10.68	1.6
22/06/2011 10:00	0.484	10.67	1.6
22/06/2011 11:00	0.499	10.69	1.6
22/06/2011 12:00	0.537	10.67	1.6
22/06/2011 13:00	0.581	10.69	1.6
22/06/2011 14:00	0.625	10.69	1.6
22/06/2011 15:00	0.682	10.68	1.6
22/06/2011 16:00	0.716	10.68	1.6
22/06/2011 17:00	0.72	10.69	1.6
22/06/2011 18:00	0.691	10.68	1.6
22/06/2011 19:00	0.643	10.68	1.6
22/06/2011 20:00	0.582	10.68	1.6
22/06/2011 21:00	0.526	10.66	1.6
22/06/2011 22:00	0.484	10.68	1.6
22/06/2011 23:00	0.459	10.68	1.6
23/06/2011 00:00	0.465	10.69	1.6
23/06/2011 01:00	0.493	10.69	1.6
23/06/2011 02:00	0.544	10.68	1.6
23/06/2011 03:00	0.598	10.68	1.6
23/06/2011 04:00	0.647	10.69	1.6
23/06/2011 05:00	0.697	10.68	1.6
23/06/2011 06:00	0.703	10.68	1.6
23/06/2011 07:00	0.669	10.68	1.6
23/06/2011 08:00	0.624	10.67	1.6
23/06/2011 09:00	0.582	10.69	1.6
23/06/2011 10:00	0.535	10.69	1.6
23/06/2011 11:00	0.517	10.71	1.6
23/06/2011 12:00	0.535	10.68	1.59
23/06/2011 13:00	0.567	10.68	1.59
23/06/2011 14:00	0.621	10.69	1.59
23/06/2011 15:00	0.662	10.7	1.59
23/06/2011 16:00	0.699	10.69	1.59

END OF DATA FILE OF DATALOGGER FOR WINDOWS

4_K5000_110715104425.CSV

Data file for DataLogger.

=====

COMPANY : <Company name>

COMP.STATUS: Done

DATE : 15/07/2011

TIME : 10:44:47

FILENAME : C:\Documents and Settings\All Users\Application Data\DiverOffice\Sizewell\CSV\pz2009_

CREATED BY : SWS Diver-Office 4.0.76.0

===== BEGINNING OF DATA =====

[Logger settings]

Instrument type =CTD-Diver=17

Status =Started =0

Serial number =.00-K4997 317.

Instrument number =
=0

Location =pz2009_5

Sample period =M60

Sample method =T

Number of channels =3

[Channel 1]

Identification =WATER HEAD

Reference level =4.000 m

Range =17.500 m

Master level =1750 CMH2O

Altitude =0 m

[Channel 2]

Identification =TEMPERATURE

Reference level =-20.00 °C

Range =100.00 °C

[Channel 3]

Identification =1: CONDUCTIVITY

Reference level =0.00 mS/cm

Range =120.00 mS/cm

[Series settings]

Serial number =.00-K4997 317.

Instrument number =

Location =pz2009_5

Sample period =00 00:60:00 0

Sample method =T

Start date / time =00:00:06 09/04/11

End date / time =00:00:15 24/06/11

[Channel 1 from data header]

Identification =WATER HEAD

Reference level =4.000 m

Range =17.500 m

Master level =1750 CMH2O

Altitude =0 m

[Channel 2 from data header]

Identification =TEMPERATURE

Reference level =-20.00 °C

Range =100.00 °C

[Channel 3 from data header]

Identification =1: CONDUCTIVITY

Reference level =0.00 mS/cm
Range =120.00 mS/cm

[Data]

1834

Date/time	Water head[m]	Temperature[°C]	1:Conductivity[mS/cm]
09/04/2011 06:00	0.722	9.78	1.13
09/04/2011 07:00	0.663	9.66	1.13
09/04/2011 08:00	0.607	9.77	1.13
09/04/2011 09:00	0.567	9.59	1.12
09/04/2011 10:00	0.572	9.84	1.13
09/04/2011 11:00	0.597	9.71	1.13
09/04/2011 12:00	0.63	9.87	1.13
09/04/2011 13:00	0.673	9.9	1.13
09/04/2011 14:00	0.72	9.96	1.14
09/04/2011 15:00	0.75	9.84	1.13
09/04/2011 16:00	0.766	9.85	1.13
09/04/2011 17:00	0.75	9.81	1.13
09/04/2011 18:00	0.705	9.75	1.13
09/04/2011 19:00	0.651	9.74	1.13
09/04/2011 20:00	0.597	9.63	1.12
09/04/2011 21:00	0.554	9.75	1.13
09/04/2011 22:00	0.543	9.83	1.13
09/04/2011 23:00	0.568	9.84	1.13
10/04/2011 00:00	0.598	9.81	1.13
10/04/2011 01:00	0.639	9.84	1.13
10/04/2011 02:00	0.688	9.87	1.13
10/04/2011 03:00	0.729	9.87	1.13
10/04/2011 04:00	0.761	9.87	1.13
10/04/2011 05:00	0.761	9.87	1.13
10/04/2011 06:00	0.721	9.8	1.13
10/04/2011 07:00	0.671	9.78	1.13
10/04/2011 08:00	0.619	9.7	1.13
10/04/2011 09:00	0.569	9.73	1.13
10/04/2011 10:00	0.546	9.88	1.13
10/04/2011 11:00	0.559	9.79	1.13
10/04/2011 12:00	0.586	9.91	1.13
10/04/2011 13:00	0.626	9.75	1.13
10/04/2011 14:00	0.663	9.8	1.13
10/04/2011 15:00	0.712	9.85	1.13
10/04/2011 16:00	0.742	9.89	1.13
10/04/2011 17:00	0.75	9.83	1.13
10/04/2011 18:00	0.732	9.77	1.13
10/04/2011 19:00	0.685	9.78	1.13
10/04/2011 20:00	0.637	9.76	1.13
10/04/2011 21:00	0.584	9.87	1.13
10/04/2011 22:00	0.547	9.89	1.13
10/04/2011 23:00	0.541	9.74	1.12
11/04/2011 00:00	0.558	9.92	1.13
11/04/2011 01:00	0.589	9.91	1.13
11/04/2011 02:00	0.628	9.79	1.13
11/04/2011 03:00	0.675	9.76	1.13
11/04/2011 04:00	0.717	9.92	1.13
11/04/2011 05:00	0.747	9.85	1.13
11/04/2011 06:00	0.743	9.85	1.13
11/04/2011 07:00	0.709	9.84	1.13
11/04/2011 08:00	0.66	9.83	1.13
11/04/2011 09:00	0.619	9.81	1.13

11/04/2011 10:00	0.583	9.75	1.12
11/04/2011 11:00	0.568	9.86	1.13
11/04/2011 12:00	0.467	9.84	1.13
11/04/2011 13:00	0.6	9.83	1.13
11/04/2011 14:00	0.639	9.82	1.13
11/04/2011 15:00	0.683	9.83	1.13
11/04/2011 16:00	0.724	9.84	1.13
11/04/2011 17:00	0.754	9.8	1.13
11/04/2011 18:00	0.759	9.74	1.12
11/04/2011 19:00	0.733	9.76	1.12
11/04/2011 20:00	0.691	9.81	1.13
11/04/2011 21:00	0.646	9.78	1.12
11/04/2011 22:00	0.601	9.86	1.13
11/04/2011 23:00	0.571	9.85	1.13
12/04/2011 00:00	0.567	9.89	1.13
12/04/2011 01:00	0.581	9.82	1.13
12/04/2011 02:00	0.607	9.78	1.12
12/04/2011 03:00	0.648	9.86	1.13
12/04/2011 04:00	0.704	9.79	1.12
12/04/2011 05:00	0.747	9.89	1.13
12/04/2011 06:00	0.78	9.87	1.13
12/04/2011 07:00	0.785	9.79	1.12
12/04/2011 08:00	0.755	9.83	1.13
12/04/2011 09:00	0.719	9.88	1.13
12/04/2011 10:00	0.588	9.84	1.13
12/04/2011 11:00	0.639	9.89	1.13
12/04/2011 12:00	0.626	9.89	1.13
12/04/2011 13:00	0.628	9.84	1.13
12/04/2011 14:00	0.581	9.81	1.12
12/04/2011 15:00	0.667	9.87	1.13
12/04/2011 16:00	0.704	9.86	1.13
12/04/2011 17:00	0.742	9.8	1.12
12/04/2011 18:00	0.768	9.85	1.13
12/04/2011 19:00	0.773	9.82	1.13
12/04/2011 20:00	0.754	9.75	1.12
12/04/2011 21:00	0.714	9.88	1.13
12/04/2011 22:00	0.664	9.8	1.12
12/04/2011 23:00	0.612	9.91	1.13
13/04/2011 00:00	0.574	9.75	1.12
13/04/2011 01:00	0.547	9.86	1.13
13/04/2011 02:00	0.549	9.9	1.13
13/04/2011 03:00	0.574	9.84	1.13
13/04/2011 04:00	0.61	9.96	1.13
13/04/2011 05:00	0.652	9.87	1.13
13/04/2011 06:00	0.694	9.91	1.13
13/04/2011 07:00	0.73	9.93	1.13
13/04/2011 08:00	0.741	9.84	1.12
13/04/2011 09:00	0.725	9.87	1.13
13/04/2011 10:00	0.689	9.83	1.12
13/04/2011 11:00	0.65	9.9	1.13
13/04/2011 12:00	0.603	9.87	1.13
13/04/2011 13:00	0.586	9.82	1.12
13/04/2011 14:00	0.573	9.85	1.13
13/04/2011 15:00	0.584	9.86	1.13
13/04/2011 16:00	0.593	9.91	1.13
13/04/2011 17:00	0.644	9.93	1.13
13/04/2011 18:00	0.689	9.91	1.13
13/04/2011 19:00	0.722	9.83	1.12
13/04/2011 20:00	0.737	9.74	1.12

13/04/2011 21:00	0.733	9.89	1.13
13/04/2011 22:00	0.701	9.9	1.13
13/04/2011 23:00	0.655	9.85	1.13
14/04/2011 00:00	0.609	9.88	1.13
14/04/2011 01:00	0.565	9.88	1.13
14/04/2011 02:00	0.534	9.92	1.13
14/04/2011 03:00	0.536	9.75	1.12
14/04/2011 04:00	0.561	9.91	1.13
14/04/2011 05:00	0.601	9.82	1.12
14/04/2011 06:00	0.655	9.85	1.12
14/04/2011 07:00	0.704	9.93	1.13
14/04/2011 08:00	0.752	9.91	1.13
14/04/2011 09:00	0.777	9.9	1.13
14/04/2011 10:00	0.745	9.87	1.12
14/04/2011 11:00	0.731	9.9	1.13
14/04/2011 12:00	0.693	9.85	1.12
14/04/2011 13:00	0.646	9.82	1.12
14/04/2011 14:00	0.608	9.94	1.13
14/04/2011 15:00	0.489	9.92	1.13
14/04/2011 16:00	0.546	9.86	1.12
14/04/2011 17:00	0.63	9.91	1.13
14/04/2011 18:00	0.678	9.95	1.13
14/04/2011 19:00	0.719	9.84	1.13
14/04/2011 20:00	0.749	9.91	1.13
14/04/2011 21:00	0.769	9.9	1.13
14/04/2011 22:00	0.765	9.91	1.13
14/04/2011 23:00	0.733	9.9	1.13
15/04/2011 00:00	0.685	9.85	1.13
15/04/2011 01:00	0.628	9.77	1.12
15/04/2011 02:00	0.569	9.93	1.13
15/04/2011 03:00	0.532	9.8	1.12
15/04/2011 04:00	0.525	9.89	1.13
15/04/2011 05:00	0.549	9.97	1.13
15/04/2011 06:00	0.592	9.93	1.13
15/04/2011 07:00	0.639	9.95	1.13
15/04/2011 08:00	0.693	9.95	1.13
15/04/2011 09:00	0.699	9.8	1.12
15/04/2011 10:00	0.758	9.89	1.13
15/04/2011 11:00	0.754	9.91	1.13
15/04/2011 12:00	0.708	9.87	1.13
15/04/2011 13:00	0.657	9.89	1.13
15/04/2011 14:00	0.604	9.8	1.12
15/04/2011 15:00	0.556	9.87	1.13
15/04/2011 16:00	0.535	9.88	1.13
15/04/2011 17:00	0.554	9.89	1.13
15/04/2011 18:00	0.594	9.88	1.13
15/04/2011 19:00	0.642	9.9	1.13
15/04/2011 20:00	0.693	9.78	1.12
15/04/2011 21:00	0.735	9.79	1.12
15/04/2011 22:00	0.748	9.77	1.12
15/04/2011 23:00	0.751	9.96	1.13
16/04/2011 00:00	0.72	9.76	1.12
16/04/2011 01:00	0.657	9.92	1.13
16/04/2011 02:00	0.597	9.93	1.13
16/04/2011 03:00	0.535	9.86	1.13
16/04/2011 04:00	0.497	9.81	1.12
16/04/2011 05:00	0.505	9.9	1.13
16/04/2011 06:00	0.545	9.95	1.13
16/04/2011 07:00	0.595	9.94	1.13

16/04/2011 08:00	0.645	9.89	1.13
16/04/2011 09:00	0.71	9.98	1.13
16/04/2011 10:00	0.75	9.98	1.13
16/04/2011 11:00	0.773	9.92	1.13
16/04/2011 12:00	0.764	9.82	1.12
16/04/2011 13:00	0.718	9.91	1.13
16/04/2011 14:00	0.663	9.94	1.13
16/04/2011 15:00	0.6	9.94	1.13
16/04/2011 16:00	0.552	9.89	1.13
16/04/2011 17:00	0.543	9.95	1.13
16/04/2011 18:00	0.578	9.77	1.12
16/04/2011 19:00	0.63	9.96	1.13
16/04/2011 20:00	0.683	9.9	1.13
16/04/2011 21:00	0.742	9.96	1.13
16/04/2011 22:00	0.779	9.96	1.13
16/04/2011 23:00	0.784	9.9	1.13
17/04/2011 00:00	0.777	9.93	1.13
17/04/2011 01:00	0.73	9.97	1.13
17/04/2011 02:00	0.662	9.93	1.13
17/04/2011 03:00	0.589	9.93	1.13
17/04/2011 04:00	0.525	9.89	1.13
17/04/2011 05:00	0.488	9.74	1.12
17/04/2011 06:00	0.498	9.83	1.12
17/04/2011 07:00	0.55	9.93	1.13
17/04/2011 08:00	0.6	9.92	1.13
17/04/2011 09:00	0.656	9.97	1.13
17/04/2011 10:00	0.717	9.9	1.13
17/04/2011 11:00	0.758	9.81	1.12
17/04/2011 12:00	0.78	9.98	1.13
17/04/2011 13:00	0.759	9.92	1.13
17/04/2011 14:00	0.701	9.95	1.13
17/04/2011 15:00	0.634	9.95	1.13
17/04/2011 16:00	0.573	9.89	1.13
17/04/2011 17:00	0.529	9.92	1.13
17/04/2011 18:00	0.542	9.94	1.13
17/04/2011 19:00	0.586	9.96	1.13
17/04/2011 20:00	0.641	9.94	1.13
17/04/2011 21:00	0.7	10.01	1.13
17/04/2011 22:00	0.757	9.88	1.12
17/04/2011 23:00	0.796	9.82	1.12
18/04/2011 00:00	0.799	9.95	1.13
18/04/2011 01:00	0.783	10	1.13
18/04/2011 02:00	0.728	9.98	1.13
18/04/2011 03:00	0.651	9.93	1.13
18/04/2011 04:00	0.573	9.91	1.13
18/04/2011 05:00	0.509	9.83	1.12
18/04/2011 06:00	0.475	9.92	1.13
18/04/2011 07:00	0.507	9.89	1.12
18/04/2011 08:00	0.558	9.98	1.13
18/04/2011 09:00	0.608	10.01	1.13
18/04/2011 10:00	0.67	9.99	1.13
18/04/2011 11:00	0.736	9.96	1.13
18/04/2011 12:00	0.754	9.93	1.13
18/04/2011 13:00	0.78	9.96	1.13
18/04/2011 14:00	0.741	9.98	1.13
18/04/2011 15:00	0.678	9.92	1.13
18/04/2011 16:00	0.612	9.92	1.13
18/04/2011 17:00	0.547	9.95	1.13
18/04/2011 18:00	0.514	9.88	1.12

18/04/2011 19:00	0.539	9.98	1.13
18/04/2011 20:00	0.594	9.97	1.13
18/04/2011 21:00	0.647	9.99	1.13
18/04/2011 22:00	0.711	10.03	1.13
18/04/2011 23:00	0.772	9.94	1.13
19/04/2011 00:00	0.801	9.96	1.13
19/04/2011 01:00	0.806	10.01	1.13
19/04/2011 02:00	0.789	9.98	1.13
19/04/2011 03:00	0.712	9.94	1.13
19/04/2011 04:00	0.634	9.95	1.13
19/04/2011 05:00	0.557	9.93	1.13
19/04/2011 06:00	0.491	9.85	1.12
19/04/2011 07:00	0.468	9.84	1.12
19/04/2011 08:00	0.512	9.94	1.13
19/04/2011 09:00	0.558	9.85	1.12
19/04/2011 10:00	0.617	9.9	1.12
19/04/2011 11:00	0.681	9.94	1.13
19/04/2011 12:00	0.74	9.97	1.13
19/04/2011 13:00	0.771	9.97	1.13
19/04/2011 14:00	0.775	9.93	1.12
19/04/2011 15:00	0.727	9.96	1.13
19/04/2011 16:00	0.658	9.95	1.13
19/04/2011 17:00	0.599	9.98	1.13
19/04/2011 18:00	0.538	9.88	1.12
19/04/2011 19:00	0.512	9.96	1.13
19/04/2011 20:00	0.556	9.96	1.13
19/04/2011 21:00	0.61	9.99	1.13
19/04/2011 22:00	0.673	9.95	1.13
19/04/2011 23:00	0.743	9.96	1.13
20/04/2011 00:00	0.802	9.93	1.12
20/04/2011 01:00	0.827	9.99	1.13
20/04/2011 02:00	0.835	9.98	1.13
20/04/2011 03:00	0.796	10.01	1.13
20/04/2011 04:00	0.724	9.9	1.12
20/04/2011 05:00	0.646	9.94	1.12
20/04/2011 06:00	0.573	9.96	1.13
20/04/2011 07:00	0.517	9.95	1.12
20/04/2011 08:00	0.511	9.98	1.13
20/04/2011 09:00	0.548	9.84	1.12
20/04/2011 10:00	0.596	10	1.13
20/04/2011 11:00	0.652	10.08	1.15
20/04/2011 12:00	0.733	9.81	1.14
20/04/2011 13:00	0.773	9.97	1.14
20/04/2011 14:00	0.788	9.92	1.14
20/04/2011 15:00	0.773	9.96	1.14
20/04/2011 16:00	0.714	9.85	1.14
20/04/2011 17:00	0.644	9.89	1.14
20/04/2011 18:00	0.575	9.93	1.14
20/04/2011 19:00	0.518	9.91	1.14
20/04/2011 20:00	0.499	9.87	1.14
20/04/2011 21:00	0.546	9.93	1.14
20/04/2011 22:00	0.598	9.92	1.14
20/04/2011 23:00	0.656	9.99	1.14
21/04/2011 00:00	0.726	9.99	1.14
21/04/2011 01:00	0.783	9.93	1.14
21/04/2011 02:00	0.808	10.01	1.14
21/04/2011 03:00	0.816	9.99	1.14
21/04/2011 04:00	0.764	10	1.14
21/04/2011 05:00	0.695	9.92	1.14

21/04/2011 06:00	0.623	9.92	1.14
21/04/2011 07:00	0.558	9.92	1.14
21/04/2011 08:00	0.517	9.83	1.14
21/04/2011 09:00	0.533	9.94	1.14
21/04/2011 10:00	0.583	9.94	1.14
21/04/2011 11:00	0.625	9.77	1.14
21/04/2011 12:00	0.688	9.82	1.14
21/04/2011 13:00	0.748	9.85	1.14
21/04/2011 14:00	0.775	9.77	1.14
21/04/2011 15:00	0.792	9.82	1.14
21/04/2011 16:00	0.765	9.87	1.14
21/04/2011 17:00	0.7	9.95	1.14
21/04/2011 18:00	0.639	9.97	1.14
21/04/2011 19:00	0.574	9.99	1.14
21/04/2011 20:00	0.522	10	1.14
21/04/2011 21:00	0.525	9.78	1.14
21/04/2011 22:00	0.571	9.87	1.14
21/04/2011 23:00	0.619	9.82	1.14
22/04/2011 00:00	0.68	9.98	1.14
22/04/2011 01:00	0.745	9.99	1.14
22/04/2011 02:00	0.795	10.02	1.15
22/04/2011 03:00	0.82	10	1.15
22/04/2011 04:00	0.814	9.9	1.14
22/04/2011 05:00	0.761	9.94	1.14
22/04/2011 06:00	0.696	9.84	1.14
22/04/2011 07:00	0.627	9.94	1.14
22/04/2011 08:00	0.566	9.89	1.14
22/04/2011 09:00	0.539	9.94	1.15
22/04/2011 10:00	0.557	9.91	1.14
22/04/2011 11:00	0.599	10.03	1.15
22/04/2011 12:00	0.645	9.97	1.15
22/04/2011 13:00	0.701	10.02	1.15
22/04/2011 14:00	0.748	9.99	1.15
22/04/2011 15:00	0.775	10	1.15
22/04/2011 16:00	0.782	9.98	1.15
22/04/2011 17:00	0.737	9.9	1.15
22/04/2011 18:00	0.681	9.85	1.14
22/04/2011 19:00	0.615	9.96	1.15
22/04/2011 20:00	0.558	9.94	1.15
22/04/2011 21:00	0.516	9.84	1.14
22/04/2011 22:00	0.518	9.79	1.14
22/04/2011 23:00	0.555	9.79	1.14
23/04/2011 00:00	0.597	9.82	1.14
23/04/2011 01:00	0.652	9.93	1.15
23/04/2011 02:00	0.715	9.98	1.15
23/04/2011 03:00	0.759	10.04	1.15
23/04/2011 04:00	0.79	9.88	1.14
23/04/2011 05:00	0.778	9.95	1.15
23/04/2011 06:00	0.726	9.86	1.14
23/04/2011 07:00	0.67	9.99	1.15
23/04/2011 08:00	0.608	10.02	1.15
23/04/2011 09:00	0.558	9.95	1.15
23/04/2011 10:00	0.545	9.99	1.15
23/04/2011 11:00	0.573	10.02	1.15
23/04/2011 12:00	0.616	9.92	1.15
23/04/2011 13:00	0.658	9.96	1.15
23/04/2011 14:00	0.708	9.98	1.15
23/04/2011 15:00	0.75	9.9	1.15
23/04/2011 16:00	0.765	9.99	1.15

23/04/2011 17:00	0.763	9.97	1.15
23/04/2011 18:00	0.72	10	1.15
23/04/2011 19:00	0.663	9.94	1.15
23/04/2011 20:00	0.602	10	1.15
23/04/2011 21:00	0.546	10.03	1.15
23/04/2011 22:00	0.517	9.94	1.15
23/04/2011 23:00	0.523	9.88	1.14
24/04/2011 00:00	0.556	9.96	1.15
24/04/2011 01:00	0.598	10.03	1.15
24/04/2011 02:00	0.648	9.94	1.15
24/04/2011 03:00	0.707	9.9	1.15
24/04/2011 04:00	0.756	10.04	1.15
24/04/2011 05:00	0.785	9.96	1.15
24/04/2011 06:00	0.768	10.05	1.15
24/04/2011 07:00	0.726	9.95	1.15
24/04/2011 08:00	0.673	10.04	1.15
24/04/2011 09:00	0.629	10	1.15
24/04/2011 10:00	0.594	9.93	1.15
24/04/2011 11:00	0.587	10.01	1.15
24/04/2011 12:00	0.614	9.89	1.14
24/04/2011 13:00	0.65	10.01	1.15
24/04/2011 14:00	0.689	10	1.15
24/04/2011 15:00	0.736	9.87	1.14
24/04/2011 16:00	0.767	9.8	1.14
24/04/2011 17:00	0.778	9.99	1.15
24/04/2011 18:00	0.762	9.88	1.14
24/04/2011 19:00	0.722	9.84	1.14
24/04/2011 20:00	0.661	9.97	1.15
24/04/2011 21:00	0.603	9.98	1.15
24/04/2011 22:00	0.557	9.98	1.15
24/04/2011 23:00	0.527	9.87	1.14
25/04/2011 00:00	0.532	9.87	1.14
25/04/2011 01:00	0.55	10.01	1.15
25/04/2011 02:00	0.59	9.85	1.14
25/04/2011 03:00	0.639	9.94	1.15
25/04/2011 04:00	0.691	10.01	1.15
25/04/2011 05:00	0.739	9.94	1.15
25/04/2011 06:00	0.767	10.02	1.15
25/04/2011 07:00	0.756	9.99	1.15
25/04/2011 08:00	0.718	9.86	1.14
25/04/2011 09:00	0.676	9.93	1.15
25/04/2011 10:00	0.632	10.01	1.15
25/04/2011 11:00	0.6	9.9	1.15
25/04/2011 12:00	0.589	9.94	1.15
25/04/2011 13:00	0.606	9.97	1.15
25/04/2011 14:00	0.631	9.88	1.14
25/04/2011 15:00	0.667	10.06	1.15
25/04/2011 16:00	0.7	10	1.15
25/04/2011 17:00	0.734	9.93	1.15
25/04/2011 18:00	0.749	9.98	1.15
25/04/2011 19:00	0.745	9.89	1.14
25/04/2011 20:00	0.705	9.88	1.14
25/04/2011 21:00	0.655	10.04	1.15
25/04/2011 22:00	0.606	10.03	1.15
25/04/2011 23:00	0.563	9.96	1.15
26/04/2011 00:00	0.536	10.01	1.15
26/04/2011 01:00	0.53	10.03	1.15
26/04/2011 02:00	0.55	10.03	1.15
26/04/2011 03:00	0.576	10.03	1.15

26/04/2011 04:00	0.624	9.89	1.14
26/04/2011 05:00	0.672	9.97	1.15
26/04/2011 06:00	0.715	9.95	1.15
26/04/2011 07:00	0.746	10.03	1.15
26/04/2011 08:00	0.747	9.97	1.15
26/04/2011 09:00	0.723	10.01	1.15
26/04/2011 10:00	0.684	10.01	1.15
26/04/2011 11:00	0.648	9.92	1.14
26/04/2011 12:00	0.615	9.99	1.15
26/04/2011 13:00	0.601	10.04	1.15
26/04/2011 14:00	0.609	10.03	1.15
26/04/2011 15:00	0.633	10	1.15
26/04/2011 16:00	0.666	9.99	1.15
26/04/2011 17:00	0.706	10.03	1.15
26/04/2011 18:00	0.733	9.89	1.14
26/04/2011 19:00	0.746	9.99	1.15
26/04/2011 20:00	0.74	10.04	1.15
26/04/2011 21:00	0.715	9.84	1.14
26/04/2011 22:00	0.673	10.05	1.15
26/04/2011 23:00	0.628	10.04	1.15
27/04/2011 00:00	0.585	10.04	1.15
27/04/2011 01:00	0.551	9.94	1.15
27/04/2011 02:00	0.534	9.99	1.15
27/04/2011 03:00	0.539	10.02	1.15
27/04/2011 04:00	0.57	10	1.15
27/04/2011 05:00	0.61	9.98	1.15
27/04/2011 06:00	0.658	9.86	1.14
27/04/2011 07:00	0.704	9.98	1.15
27/04/2011 08:00	0.74	9.93	1.14
27/04/2011 09:00	0.753	10.07	1.15
27/04/2011 10:00	0.736	10.01	1.15
27/04/2011 11:00	0.706	10.02	1.15
27/04/2011 12:00	0.668	9.84	1.14
27/04/2011 13:00	0.633	9.95	1.15
27/04/2011 14:00	0.611	9.89	1.14
27/04/2011 15:00	0.617	10.06	1.15
27/04/2011 16:00	0.638	10.01	1.15
27/04/2011 17:00	0.67	10.03	1.15
27/04/2011 18:00	0.709	9.98	1.15
27/04/2011 19:00	0.744	10.05	1.15
27/04/2011 20:00	0.76	10.04	1.15
27/04/2011 21:00	0.761	10.02	1.15
27/04/2011 22:00	0.737	10.11	1.15
27/04/2011 23:00	0.701	10.03	1.15
28/04/2011 00:00	0.651	10.01	1.15
28/04/2011 01:00	0.606	9.98	1.15
28/04/2011 02:00	0.568	10.06	1.15
28/04/2011 03:00	0.552	10.05	1.15
28/04/2011 04:00	0.56	10.06	1.15
28/04/2011 05:00	0.586	10	1.15
28/04/2011 06:00	0.63	9.9	1.14
28/04/2011 07:00	0.677	10.1	1.15
28/04/2011 08:00	0.72	10.08	1.15
28/04/2011 09:00	0.758	9.94	1.14
28/04/2011 10:00	0.776	9.91	1.14
28/04/2011 11:00	0.762	9.9	1.14
28/04/2011 12:00	0.724	10.05	1.15
28/04/2011 13:00	0.686	10.05	1.15
28/04/2011 14:00	0.646	10.05	1.15

28/04/2011 15:00	0.626	10.02	1.15
28/04/2011 16:00	0.634	9.99	1.15
28/04/2011 17:00	0.661	10.06	1.15
28/04/2011 18:00	0.693	9.98	1.15
28/04/2011 19:00	0.732	9.85	1.14
28/04/2011 20:00	0.766	9.96	1.15
28/04/2011 21:00	0.783	10.03	1.15
28/04/2011 22:00	0.786	9.95	1.14
28/04/2011 23:00	0.762	10.04	1.15
29/04/2011 00:00	0.716	10.03	1.15
29/04/2011 01:00	0.666	10.05	1.15
29/04/2011 02:00	0.615	10.06	1.15
29/04/2011 03:00	0.575	10.05	1.15
29/04/2011 04:00	0.56	9.87	1.14
29/04/2011 05:00	0.571	9.94	1.14
29/04/2011 06:00	0.6	10.07	1.15
29/04/2011 07:00	0.64	9.92	1.14
29/04/2011 08:00	0.684	10.04	1.15
29/04/2011 09:00	0.729	9.98	1.15
29/04/2011 10:00	0.76	10.05	1.15
29/04/2011 11:00	0.77	10.05	1.15
29/04/2011 12:00	0.744	9.92	1.14
29/04/2011 13:00	0.708	9.95	1.14
29/04/2011 14:00	0.662	9.89	1.14
29/04/2011 15:00	0.624	10.01	1.15
29/04/2011 16:00	0.604	10.04	1.15
29/04/2011 17:00	0.621	10.04	1.15
29/04/2011 18:00	0.652	10.08	1.15
29/04/2011 19:00	0.696	10.04	1.15
29/04/2011 20:00	0.738	9.97	1.14
29/04/2011 21:00	0.774	10.09	1.15
29/04/2011 22:00	0.792	10.08	1.15
29/04/2011 23:00	0.795	10.1	1.15
30/04/2011 00:00	0.766	10.03	1.15
30/04/2011 01:00	0.713	10.01	1.15
30/04/2011 02:00	0.661	9.96	1.14
30/04/2011 03:00	0.608	10.07	1.15
30/04/2011 04:00	0.571	10.11	1.15
30/04/2011 05:00	0.562	10.09	1.15
30/04/2011 06:00	0.583	10.04	1.15
30/04/2011 07:00	0.615	9.98	1.14
30/04/2011 08:00	0.659	10.07	1.15
30/04/2011 09:00	0.705	10.01	1.15
30/04/2011 10:00	0.749	10.07	1.15
30/04/2011 11:00	0.78	9.89	1.14
30/04/2011 12:00	0.775	9.9	1.14
30/04/2011 13:00	0.736	9.93	1.14
30/04/2011 14:00	0.689	10.04	1.15
30/04/2011 15:00	0.641	10.1	1.15
30/04/2011 16:00	0.608	10.03	1.15
30/04/2011 17:00	0.603	9.94	1.14
30/04/2011 18:00	0.631	10.07	1.15
30/04/2011 19:00	0.671	10.07	1.15
30/04/2011 20:00	0.713	9.91	1.14
30/04/2011 21:00	0.759	9.97	1.14
30/04/2011 22:00	0.789	10.07	1.15
30/04/2011 23:00	0.805	10.13	1.15
01/05/2011 00:00	0.796	10.03	1.15
01/05/2011 01:00	0.753	10.07	1.15

01/05/2011 02:00	0.698	10.04	1.15
01/05/2011 03:00	0.644	10.04	1.15
01/05/2011 04:00	0.596	10.01	1.15
01/05/2011 05:00	0.569	10.11	1.15
01/05/2011 06:00	0.573	10.12	1.15
01/05/2011 07:00	0.605	10.1	1.15
01/05/2011 08:00	0.642	9.98	1.14
01/05/2011 09:00	0.688	9.96	1.14
01/05/2011 10:00	0.737	10.09	1.15
01/05/2011 11:00	0.773	10.07	1.15
01/05/2011 12:00	0.789	10.12	1.15
01/05/2011 13:00	0.768	10.09	1.15
01/05/2011 14:00	0.721	9.99	1.14
01/05/2011 15:00	0.669	10.08	1.15
01/05/2011 16:00	0.62	10.08	1.15
01/05/2011 17:00	0.59	9.99	1.15
01/05/2011 18:00	0.601	10.01	1.15
01/05/2011 19:00	0.644	9.92	1.14
01/05/2011 20:00	0.684	9.96	1.14
01/05/2011 21:00	0.736	10.09	1.15
01/05/2011 22:00	0.78	9.94	1.14
01/05/2011 23:00	0.81	9.95	1.14
02/05/2011 00:00	0.818	10.03	1.15
02/05/2011 01:00	0.799	9.97	1.14
02/05/2011 02:00	0.747	10.1	1.15
02/05/2011 03:00	0.688	9.96	1.14
02/05/2011 04:00	0.627	9.97	1.14
02/05/2011 05:00	0.581	10.13	1.15
02/05/2011 06:00	0.565	10.06	1.15
02/05/2011 07:00	0.582	10.11	1.15
02/05/2011 08:00	0.615	10.01	1.15
02/05/2011 09:00	0.662	10.1	1.15
02/05/2011 10:00	0.711	10.09	1.15
02/05/2011 11:00	0.755	10.11	1.15
02/05/2011 12:00	0.777	10.09	1.15
02/05/2011 13:00	0.784	10.03	1.15
02/05/2011 14:00	0.744	10.02	1.15
02/05/2011 15:00	0.686	9.94	1.14
02/05/2011 16:00	0.638	9.94	1.14
02/05/2011 17:00	0.589	9.95	1.14
02/05/2011 18:00	0.579	10.11	1.15
02/05/2011 19:00	0.611	10.08	1.15
02/05/2011 20:00	0.653	10.11	1.15
02/05/2011 21:00	0.705	10.12	1.15
02/05/2011 22:00	0.749	10.06	1.15
02/05/2011 23:00	0.789	9.99	1.14
03/05/2011 00:00	0.806	10.01	1.15
03/05/2011 01:00	0.804	10.12	1.15
03/05/2011 02:00	0.768	10.11	1.15
03/05/2011 03:00	0.704	10.11	1.15
03/05/2011 04:00	0.64	10.04	1.15
03/05/2011 05:00	0.583	9.97	1.14
03/05/2011 06:00	0.546	10.11	1.15
03/05/2011 07:00	0.559	9.94	1.14
03/05/2011 08:00	0.599	9.98	1.14
03/05/2011 09:00	0.64	10.03	1.15
03/05/2011 10:00	0.682	10	1.14
03/05/2011 11:00	0.739	10.07	1.15
03/05/2011 12:00	0.77	10.13	1.15

03/05/2011 13:00	0.782	10.06	1.15
03/05/2011 14:00	0.763	10.03	1.15
03/05/2011 15:00	0.708	10.11	1.15
03/05/2011 16:00	0.644	10.01	1.14
03/05/2011 17:00	0.587	10.1	1.15
03/05/2011 18:00	0.547	10.11	1.15
03/05/2011 19:00	0.557	10.12	1.15
03/05/2011 20:00	0.597	10.03	1.15
03/05/2011 21:00	0.647	10.17	1.15
03/05/2011 22:00	0.697	10.1	1.15
03/05/2011 23:00	0.75	10.01	1.14
04/05/2011 00:00	0.784	9.97	1.14
04/05/2011 01:00	0.802	10.07	1.15
04/05/2011 02:00	0.79	10.08	1.15
04/05/2011 03:00	0.738	10.07	1.15
04/05/2011 04:00	0.672	9.99	1.14
04/05/2011 05:00	0.616	9.97	1.14
04/05/2011 06:00	0.563	10.11	1.15
04/05/2011 07:00	0.546	10.08	1.15
04/05/2011 08:00	0.575	10.01	1.14
04/05/2011 09:00	0.614	10.09	1.15
04/05/2011 10:00	0.661	10.05	1.15
04/05/2011 11:00	0.717	10.05	1.15
04/05/2011 12:00	0.763	10.12	1.15
04/05/2011 13:00	0.783	10.16	1.15
04/05/2011 14:00	0.785	10.11	1.15
04/05/2011 15:00	0.739	10.02	1.14
04/05/2011 16:00	0.681	10.07	1.15
04/05/2011 17:00	0.616	10.1	1.15
04/05/2011 18:00	0.559	10.16	1.15
04/05/2011 19:00	0.535	10.08	1.15
04/05/2011 20:00	0.558	10.08	1.15
04/05/2011 21:00	0.594	10.02	1.14
04/05/2011 22:00	0.641	10.11	1.15
04/05/2011 23:00	0.695	10.16	1.15
05/05/2011 00:00	0.742	10.02	1.14
05/05/2011 01:00	0.774	10.12	1.15
05/05/2011 02:00	0.781	10.04	1.15
05/05/2011 03:00	0.744	10.13	1.15
05/05/2011 04:00	0.685	10.07	1.15
05/05/2011 05:00	0.622	10	1.14
05/05/2011 06:00	0.564	10.05	1.15
05/05/2011 07:00	0.525	9.98	1.14
05/05/2011 08:00	0.535	9.97	1.14
05/05/2011 09:00	0.565	10.05	1.15
05/05/2011 10:00	0.607	10.04	1.15
05/05/2011 11:00	0.656	10.16	1.15
05/05/2011 12:00	0.709	10.11	1.15
05/05/2011 13:00	0.742	10.19	1.15
05/05/2011 14:00	0.757	10.13	1.15
05/05/2011 15:00	0.74	10.15	1.15
05/05/2011 16:00	0.686	10.18	1.15
05/05/2011 17:00	0.626	10.15	1.15
05/05/2011 18:00	0.562	10.05	1.15
05/05/2011 19:00	0.519	10.16	1.15
05/05/2011 20:00	0.512	10.16	1.15
05/05/2011 21:00	0.538	10.14	1.15
05/05/2011 22:00	0.579	10.11	1.15
05/05/2011 23:00	0.629	10.15	1.15

06/05/2011 00:00	0.681	10.1	1.15
06/05/2011 01:00	0.727	10.05	1.15
06/05/2011 02:00	0.751	10	1.14
06/05/2011 03:00	0.749	10.04	1.14
06/05/2011 04:00	0.699	10.04	1.14
06/05/2011 05:00	0.64	10.17	1.15
06/05/2011 06:00	0.584	10.14	1.15
06/05/2011 07:00	0.534	10.07	1.15
06/05/2011 08:00	0.515	10.11	1.15
06/05/2011 09:00	0.537	10.07	1.15
06/05/2011 10:00	0.58	10.03	1.14
06/05/2011 11:00	0.623	10.07	1.15
06/05/2011 12:00	0.675	10.05	1.15
06/05/2011 13:00	0.725	10.01	1.14
06/05/2011 14:00	0.744	10.09	1.15
06/05/2011 15:00	0.746	10.01	1.14
06/05/2011 16:00	0.708	10.13	1.15
06/05/2011 17:00	0.648	9.98	1.14
06/05/2011 18:00	0.587	10.04	1.14
06/05/2011 19:00	0.537	10.01	1.14
06/05/2011 20:00	0.504	10.03	1.14
06/05/2011 21:00	0.516	10.03	1.14
06/05/2011 22:00	0.55	10.02	1.14
06/05/2011 23:00	0.596	10.05	1.15
07/05/2011 00:00	0.65	10.1	1.15
07/05/2011 01:00	0.703	10.05	1.15
07/05/2011 02:00	0.743	10.11	1.15
07/05/2011 03:00	0.762	10.09	1.15
07/05/2011 04:00	0.736	10.02	1.14
07/05/2011 05:00	0.682	10.07	1.15
07/05/2011 06:00	0.627	10.13	1.15
07/05/2011 07:00	0.575	10.13	1.15
07/05/2011 08:00	0.535	10.1	1.15
07/05/2011 09:00	0.539	10.12	1.15
07/05/2011 10:00	0.576	10.11	1.15
07/05/2011 11:00	0.616	10.14	1.15
07/05/2011 12:00	0.671	10.15	1.15
07/05/2011 13:00	0.718	10.19	1.15
07/05/2011 14:00	0.748	10.05	1.15
07/05/2011 15:00	0.765	10.06	1.15
07/05/2011 16:00	0.748	10.13	1.15
07/05/2011 17:00	0.702	10.07	1.15
07/05/2011 18:00	0.641	10.13	1.15
07/05/2011 19:00	0.581	10.16	1.15
07/05/2011 20:00	0.529	10	1.14
07/05/2011 21:00	0.516	10.08	1.15
07/05/2011 22:00	0.539	10.08	1.15
07/05/2011 23:00	0.573	10.04	1.14
08/05/2011 00:00	0.619	10.07	1.15
08/05/2011 01:00	0.674	10.15	1.15
08/05/2011 02:00	0.725	10.08	1.15
08/05/2011 03:00	0.761	10.06	1.15
08/05/2011 04:00	0.769	10.04	1.14
08/05/2011 05:00	0.722	10.06	1.15
08/05/2011 06:00	0.665	10.14	1.15
08/05/2011 07:00	0.61	10.06	1.15
08/05/2011 08:00	0.562	10.06	1.14
08/05/2011 09:00	0.535	10.17	1.15
08/05/2011 10:00	0.54	10.14	1.15

08/05/2011 11:00	0.563	10.08	1.15
08/05/2011 12:00	0.606	10.1	1.15
08/05/2011 13:00	0.645	10.08	1.15
08/05/2011 14:00	0.687	10.14	1.15
08/05/2011 15:00	0.71	10.08	1.15
08/05/2011 16:00	0.717	10.14	1.15
08/05/2011 17:00	0.679	10.11	1.15
08/05/2011 18:00	0.629	10.1	1.15
08/05/2011 19:00	0.581	10.17	1.15
08/05/2011 20:00	0.523	10.15	1.15
08/05/2011 21:00	0.481	10.19	1.15
08/05/2011 22:00	0.475	10.16	1.15
08/05/2011 23:00	0.497	10.21	1.15
09/05/2011 00:00	0.529	10.12	1.15
09/05/2011 01:00	0.581	10.03	1.14
09/05/2011 02:00	0.635	10.14	1.15
09/05/2011 03:00	0.685	10.07	1.15
09/05/2011 04:00	0.721	10.08	1.15
09/05/2011 05:00	0.718	10.08	1.15
09/05/2011 06:00	0.68	10.09	1.15
09/05/2011 07:00	0.629	10.14	1.15
09/05/2011 08:00	0.579	10.09	1.15
09/05/2011 09:00	0.546	10.03	1.14
09/05/2011 10:00	0.543	10.13	1.15
09/05/2011 11:00	0.568	10.08	1.15
09/05/2011 12:00	0.605	10.22	1.15
09/05/2011 13:00	0.648	10.22	1.14
09/05/2011 14:00	0.7	10.18	1.14
09/05/2011 15:00	0.738	10.12	1.14
09/05/2011 16:00	0.75	10.12	1.14
09/05/2011 17:00	0.747	10.1	1.14
09/05/2011 18:00	0.715	10.11	1.14
09/05/2011 19:00	0.667	10.11	1.14
09/05/2011 20:00	0.609	10.11	1.14
09/05/2011 21:00	0.554	10.11	1.14
09/05/2011 22:00	0.517	10.14	1.14
09/05/2011 23:00	0.513	10.23	1.14
10/05/2011 00:00	0.534	10.13	1.14
10/05/2011 01:00	0.576	10.19	1.14
10/05/2011 02:00	0.626	10.14	1.14
10/05/2011 03:00	0.676	10.12	1.14
10/05/2011 04:00	0.722	10.19	1.14
10/05/2011 05:00	0.754	10.1	1.14
10/05/2011 06:00	0.746	10.19	1.14
10/05/2011 07:00	0.701	10.16	1.14
10/05/2011 08:00	0.645	10.13	1.14
10/05/2011 09:00	0.599	10.21	1.14
10/05/2011 10:00	0.564	10.07	1.14
10/05/2011 11:00	0.562	10.1	1.14
10/05/2011 12:00	0.579	10.13	1.14
10/05/2011 13:00	0.606	10.13	1.14
10/05/2011 14:00	0.642	10.15	1.14
10/05/2011 15:00	0.685	10.11	1.14
10/05/2011 16:00	0.716	10.11	1.14
10/05/2011 17:00	0.73	10.12	1.14
10/05/2011 18:00	0.726	10.13	1.14
10/05/2011 19:00	0.692	10.18	1.14
10/05/2011 20:00	0.638	10.17	1.14
10/05/2011 21:00	0.581	10.15	1.14

10/05/2011 22:00	0.532	10.12	1.14
10/05/2011 23:00	0.5	10.1	1.14
11/05/2011 00:00	0.488	10.16	1.14
11/05/2011 01:00	0.506	10.12	1.14
11/05/2011 02:00	0.54	10.19	1.14
11/05/2011 03:00	0.592	10.1	1.14
11/05/2011 04:00	0.646	10.15	1.14
11/05/2011 05:00	0.693	10.1	1.14
11/05/2011 06:00	0.729	10.13	1.14
11/05/2011 07:00	0.718	10.12	1.14
11/05/2011 08:00	0.685	10.22	1.14
11/05/2011 09:00	0.646	10.14	1.14
11/05/2011 10:00	0.606	10.2	1.14
11/05/2011 11:00	0.577	10.24	1.14
11/05/2011 12:00	0.583	10.13	1.14
11/05/2011 13:00	0.598	10.14	1.14
11/05/2011 14:00	0.629	10.21	1.14
11/05/2011 15:00	0.667	10.18	1.14
11/05/2011 16:00	0.709	10.12	1.14
11/05/2011 17:00	0.747	10.17	1.14
11/05/2011 18:00	0.753	10.23	1.14
11/05/2011 19:00	0.752	10.15	1.14
11/05/2011 20:00	0.722	10.13	1.14
11/05/2011 21:00	0.671	10.13	1.14
11/05/2011 22:00	0.615	10.12	1.14
11/05/2011 23:00	0.563	10.13	1.14
12/05/2011 00:00	0.523	10.09	1.14
12/05/2011 01:00	0.508	10.19	1.14
12/05/2011 02:00	0.517	10.14	1.14
12/05/2011 03:00	0.553	10.2	1.14
12/05/2011 04:00	0.598	10.16	1.14
12/05/2011 05:00	0.649	10.13	1.14
12/05/2011 06:00	0.697	10.18	1.14
12/05/2011 07:00	0.73	10.15	1.14
12/05/2011 08:00	0.724	10.16	1.14
12/05/2011 09:00	0.694	10.23	1.14
12/05/2011 10:00	0.659	10.15	1.14
12/05/2011 11:00	0.615	10.16	1.14
12/05/2011 12:00	0.579	10.2	1.14
12/05/2011 13:00	0.558	10.19	1.14
12/05/2011 14:00	0.566	10.14	1.14
12/05/2011 15:00	0.591	10.14	1.14
12/05/2011 16:00	0.636	10.15	1.14
12/05/2011 17:00	0.673	10.12	1.14
12/05/2011 18:00	0.711	10.22	1.14
12/05/2011 19:00	0.74	10.15	1.14
12/05/2011 20:00	0.738	10.18	1.14
12/05/2011 21:00	0.715	10.14	1.14
12/05/2011 22:00	0.663	10.14	1.14
12/05/2011 23:00	0.611	10.15	1.14
13/05/2011 00:00	0.552	10.13	1.14
13/05/2011 01:00	0.509	10.15	1.14
13/05/2011 02:00	0.491	10.16	1.14
13/05/2011 03:00	0.503	10.16	1.14
13/05/2011 04:00	0.534	10.25	1.14
13/05/2011 05:00	0.587	10.13	1.14
13/05/2011 06:00	0.641	10.18	1.14
13/05/2011 07:00	0.688	10.16	1.14
13/05/2011 08:00	0.72	10.17	1.14

13/05/2011 09:00	0.736	10.16	1.14
13/05/2011 10:00	0.715	10.18	1.14
13/05/2011 11:00	0.677	10.19	1.14
13/05/2011 12:00	0.635	10.14	1.14
13/05/2011 13:00	0.591	10.14	1.14
13/05/2011 14:00	0.557	10.19	1.14
13/05/2011 15:00	0.556	10.16	1.14
13/05/2011 16:00	0.582	10.18	1.14
13/05/2011 17:00	0.62	10.15	1.14
13/05/2011 18:00	0.664	10.23	1.14
13/05/2011 19:00	0.709	10.16	1.14
13/05/2011 20:00	0.731	10.22	1.14
13/05/2011 21:00	0.74	10.19	1.14
13/05/2011 22:00	0.717	10.12	1.14
13/05/2011 23:00	0.668	10.22	1.14
14/05/2011 00:00	0.609	10.18	1.14
14/05/2011 01:00	0.552	10.16	1.14
14/05/2011 02:00	0.504	10.18	1.14
14/05/2011 03:00	0.483	10.17	1.14
14/05/2011 04:00	0.497	10.15	1.14
14/05/2011 05:00	0.535	10.25	1.14
14/05/2011 06:00	0.581	10.16	1.14
14/05/2011 07:00	0.629	10.19	1.14
14/05/2011 08:00	0.676	10.17	1.14
14/05/2011 09:00	0.713	10.21	1.14
14/05/2011 10:00	0.731	10.19	1.14
14/05/2011 11:00	0.709	10.15	1.14
14/05/2011 12:00	0.673	10.23	1.14
14/05/2011 13:00	0.622	10.2	1.14
14/05/2011 14:00	0.578	10.16	1.14
14/05/2011 15:00	0.543	10.2	1.14
14/05/2011 16:00	0.557	10.16	1.14
14/05/2011 17:00	0.589	10.21	1.14
14/05/2011 18:00	0.637	10.18	1.14
14/05/2011 19:00	0.688	10.2	1.14
14/05/2011 20:00	0.734	10.25	1.14
14/05/2011 21:00	0.76	10.17	1.14
14/05/2011 22:00	0.764	10.19	1.14
14/05/2011 23:00	0.743	10.19	1.14
15/05/2011 00:00	0.687	10.19	1.14
15/05/2011 01:00	0.623	10.17	1.14
15/05/2011 02:00	0.559	10.19	1.14
15/05/2011 03:00	0.504	10.2	1.14
15/05/2011 04:00	0.48	10.19	1.14
15/05/2011 05:00	0.503	10.19	1.14
15/05/2011 06:00	0.547	10.17	1.14
15/05/2011 07:00	0.592	10.19	1.14
15/05/2011 08:00	0.642	10.18	1.14
15/05/2011 09:00	0.696	10.22	1.14
15/05/2011 10:00	0.733	10.21	1.14
15/05/2011 11:00	0.751	10.21	1.14
15/05/2011 12:00	0.726	10.2	1.14
15/05/2011 13:00	0.676	10.18	1.14
15/05/2011 14:00	0.619	10.23	1.14
15/05/2011 15:00	0.561	10.21	1.14
15/05/2011 16:00	0.523	10.18	1.14
15/05/2011 17:00	0.537	10.19	1.14
15/05/2011 18:00	0.579	10.27	1.14
15/05/2011 19:00	0.628	10.2	1.14

15/05/2011 20:00	0.684	10.18	1.14
15/05/2011 21:00	0.73	10.26	1.14
15/05/2011 22:00	0.752	10.25	1.14
15/05/2011 23:00	0.757	10.24	1.14
16/05/2011 00:00	0.727	10.23	1.14
16/05/2011 01:00	0.667	10.2	1.14
16/05/2011 02:00	0.599	10.18	1.14
16/05/2011 03:00	0.527	10.19	1.14
16/05/2011 04:00	0.474	10.18	1.14
16/05/2011 05:00	0.456	10.18	1.14
16/05/2011 06:00	0.484	10.27	1.14
16/05/2011 07:00	0.531	10.26	1.14
16/05/2011 08:00	0.576	10.22	1.14
16/05/2011 09:00	0.638	10.2	1.14
16/05/2011 10:00	0.69	10.26	1.14
16/05/2011 11:00	0.722	10.23	1.14
16/05/2011 12:00	0.727	10.2	1.14
16/05/2011 13:00	0.692	10.24	1.14
16/05/2011 14:00	0.627	10.17	1.14
16/05/2011 15:00	0.572	10.26	1.14
16/05/2011 16:00	0.516	10.2	1.14
16/05/2011 17:00	0.493	10.24	1.14
16/05/2011 18:00	0.52	10.2	1.14
16/05/2011 19:00	0.57	10.23	1.14
16/05/2011 20:00	0.627	10.2	1.14
16/05/2011 21:00	0.69	10.28	1.14
16/05/2011 22:00	0.742	10.23	1.14
16/05/2011 23:00	0.77	10.24	1.14
17/05/2011 00:00	0.779	10.24	1.14
17/05/2011 01:00	0.751	10.24	1.14
17/05/2011 02:00	0.684	10.2	1.14
17/05/2011 03:00	0.613	10.21	1.14
17/05/2011 04:00	0.548	10.18	1.14
17/05/2011 05:00	0.495	10.24	1.14
17/05/2011 06:00	0.491	10.22	1.14
17/05/2011 07:00	0.531	10.27	1.14
17/05/2011 08:00	0.582	10.23	1.14
17/05/2011 09:00	0.633	10.2	1.14
17/05/2011 10:00	0.698	10.22	1.14
17/05/2011 11:00	0.747	10.25	1.14
17/05/2011 12:00	0.765	10.22	1.14
17/05/2011 13:00	0.765	10.26	1.14
17/05/2011 14:00	0.717	10.22	1.14
17/05/2011 15:00	0.65	10.24	1.14
17/05/2011 16:00	0.585	10.22	1.14
17/05/2011 17:00	0.531	10.27	1.14
17/05/2011 18:00	0.505	10.21	1.14
17/05/2011 19:00	0.53	10.22	1.14
17/05/2011 20:00	0.583	10.23	1.14
17/05/2011 21:00	0.635	10.22	1.14
17/05/2011 22:00	0.702	10.23	1.14
17/05/2011 23:00	0.757	10.26	1.14
18/05/2011 00:00	0.778	10.24	1.14
18/05/2011 01:00	0.782	10.22	1.14
18/05/2011 02:00	0.742	10.28	1.14
18/05/2011 03:00	0.673	10.22	1.14
18/05/2011 04:00	0.602	10.25	1.14
18/05/2011 05:00	0.531	10.24	1.14
18/05/2011 06:00	0.478	10.26	1.14

18/05/2011 07:00	0.484	10.23	1.14
18/05/2011 08:00	0.522	10.24	1.14
18/05/2011 09:00	0.57	10.25	1.14
18/05/2011 10:00	0.624	10.22	1.14
18/05/2011 11:00	0.689	10.21	1.14
18/05/2011 12:00	0.727	10.25	1.14
18/05/2011 13:00	0.738	10.28	1.14
18/05/2011 14:00	0.723	10.23	1.14
18/05/2011 15:00	0.66	10.24	1.14
18/05/2011 16:00	0.595	10.22	1.14
18/05/2011 17:00	0.528	10.22	1.14
18/05/2011 18:00	0.482	10.26	1.14
18/05/2011 19:00	0.477	10.23	1.14
18/05/2011 20:00	0.531	10.24	1.14
18/05/2011 21:00	0.581	10.23	1.14
18/05/2011 22:00	0.644	10.25	1.14
18/05/2011 23:00	0.715	10.28	1.14
19/05/2011 00:00	0.767	10.25	1.14
19/05/2011 01:00	0.795	10.27	1.14
19/05/2011 02:00	0.803	10.27	1.14
19/05/2011 03:00	0.758	10.24	1.14
19/05/2011 04:00	0.69	10.26	1.14
19/05/2011 05:00	0.619	10.26	1.14
19/05/2011 06:00	0.556	10.23	1.14
19/05/2011 07:00	0.52	10.22	1.14
19/05/2011 08:00	0.538	10.28	1.14
19/05/2011 09:00	0.587	10.26	1.14
19/05/2011 10:00	0.646	10.26	1.14
19/05/2011 11:00	0.708	10.24	1.14
19/05/2011 12:00	0.772	10.24	1.14
19/05/2011 13:00	0.799	10.25	1.14
19/05/2011 14:00	0.801	10.26	1.14
19/05/2011 15:00	0.77	10.26	1.14
19/05/2011 16:00	0.708	10.24	1.14
19/05/2011 17:00	0.635	10.24	1.14
19/05/2011 18:00	0.566	10.25	1.14
19/05/2011 19:00	0.525	10.26	1.14
19/05/2011 20:00	0.522	10.27	1.14
19/05/2011 21:00	0.565	10.27	1.14
19/05/2011 22:00	0.617	10.24	1.14
19/05/2011 23:00	0.671	10.28	1.14
20/05/2011 00:00	0.734	10.28	1.14
20/05/2011 01:00	0.777	10.27	1.14
20/05/2011 02:00	0.795	10.26	1.14
20/05/2011 03:00	0.783	10.28	1.14
20/05/2011 04:00	0.726	10.25	1.14
20/05/2011 05:00	0.661	10.25	1.14
20/05/2011 06:00	0.592	10.26	1.14
20/05/2011 07:00	0.529	10.26	1.14
20/05/2011 08:00	0.495	10.29	1.14
20/05/2011 09:00	0.516	10.26	1.14
20/05/2011 10:00	0.559	10.25	1.14
20/05/2011 11:00	0.606	10.27	1.14
20/05/2011 12:00	0.662	10.26	1.14
20/05/2011 13:00	0.714	10.27	1.14
20/05/2011 14:00	0.732	10.28	1.14
20/05/2011 15:00	0.738	10.27	1.14
20/05/2011 16:00	0.696	10.27	1.14
20/05/2011 17:00	0.635	10.29	1.14

20/05/2011 18:00	0.569	10.29	1.14
20/05/2011 19:00	0.508	10.27	1.14
20/05/2011 20:00	0.471	10.27	1.14
20/05/2011 21:00	0.489	10.26	1.14
20/05/2011 22:00	0.535	10.31	1.14
20/05/2011 23:00	0.584	10.25	1.14
21/05/2011 00:00	0.648	10.28	1.14
21/05/2011 01:00	0.708	10.29	1.14
21/05/2011 02:00	0.756	10.27	1.14
21/05/2011 03:00	0.784	10.29	1.14
21/05/2011 04:00	0.77	10.26	1.14
21/05/2011 05:00	0.714	10.3	1.14
21/05/2011 06:00	0.654	10.28	1.14
21/05/2011 07:00	0.589	10.27	1.14
21/05/2011 08:00	0.538	10.25	1.14
21/05/2011 09:00	0.528	10.28	1.14
21/05/2011 10:00	0.567	10.26	1.14
21/05/2011 11:00	0.612	10.29	1.14
21/05/2011 12:00	0.659	10.27	1.14
21/05/2011 13:00	0.715	10.29	1.14
21/05/2011 14:00	0.747	10.31	1.14
21/05/2011 15:00	0.752	10.28	1.14
21/05/2011 16:00	0.744	10.29	1.14
21/05/2011 17:00	0.692	10.31	1.14
21/05/2011 18:00	0.629	10.28	1.14
21/05/2011 19:00	0.571	10.26	1.14
21/05/2011 20:00	0.513	10.27	1.14
21/05/2011 21:00	0.482	10.29	1.14
21/05/2011 22:00	0.495	10.29	1.14
21/05/2011 23:00	0.529	10.29	1.14
22/05/2011 00:00	0.573	10.27	1.14
22/05/2011 01:00	0.625	10.31	1.14
22/05/2011 02:00	0.682	10.32	1.14
22/05/2011 03:00	0.723	10.3	1.14
22/05/2011 04:00	0.742	10.3	1.14
22/05/2011 05:00	0.707	10.29	1.14
22/05/2011 06:00	0.65	10.28	1.14
22/05/2011 07:00	0.593	10.29	1.14
22/05/2011 08:00	0.541	10.29	1.14
22/05/2011 09:00	0.504	10.27	1.14
22/05/2011 10:00	0.501	10.31	1.14
22/05/2011 11:00	0.534	10.28	1.14
22/05/2011 12:00	0.579	10.29	1.14
22/05/2011 13:00	0.629	10.27	1.14
22/05/2011 14:00	0.677	10.3	1.14
22/05/2011 15:00	0.708	10.3	1.14
22/05/2011 16:00	0.714	10.3	1.14
22/05/2011 17:00	0.687	10.3	1.14
22/05/2011 18:00	0.629	10.28	1.14
22/05/2011 19:00	0.583	10.28	1.14
22/05/2011 20:00	0.526	10.31	1.14
22/05/2011 21:00	0.489	10.3	1.14
22/05/2011 22:00	0.475	10.29	1.14
22/05/2011 23:00	0.489	10.29	1.14
23/05/2011 00:00	0.531	10.29	1.14
23/05/2011 01:00	0.586	10.29	1.14
23/05/2011 02:00	0.642	10.31	1.14
23/05/2011 03:00	0.703	10.32	1.14
23/05/2011 04:00	0.739	10.3	1.14

23/05/2011 05:00	0.754	10.31	1.14
23/05/2011 06:00	0.726	10.3	1.14
23/05/2011 07:00	0.677	10.33	1.14
23/05/2011 08:00	0.619	10.31	1.14
23/05/2011 09:00	0.578	10.29	1.14
23/05/2011 10:00	0.555	10.33	1.14
23/05/2011 11:00	0.559	10.32	1.14
23/05/2011 12:00	0.589	10.28	1.14
23/05/2011 13:00	0.622	10.28	1.14
23/05/2011 14:00	0.65	10.31	1.14
23/05/2011 15:00	0.673	10.31	1.14
23/05/2011 16:00	0.683	10.32	1.14
23/05/2011 17:00	0.662	10.32	1.14
23/05/2011 18:00	0.621	10.3	1.14
23/05/2011 19:00	0.562	10.29	1.14
23/05/2011 20:00	0.507	10.3	1.14
23/05/2011 21:00	0.455	10.31	1.14
23/05/2011 22:00	0.411	10.31	1.14
23/05/2011 23:00	0.388	10.32	1.14
24/05/2011 00:00	0.388	10.31	1.14
24/05/2011 01:00	0.42	10.29	1.14
24/05/2011 02:00	0.454	10.31	1.14
24/05/2011 03:00	0.502	10.31	1.14
24/05/2011 04:00	0.558	10.32	1.14
24/05/2011 05:00	0.61	10.32	1.14
24/05/2011 06:00	0.632	10.32	1.14
24/05/2011 07:00	0.621	10.3	1.14
24/05/2011 08:00	0.588	10.34	1.14
24/05/2011 09:00	0.575	10.3	1.14
24/05/2011 10:00	0.575	10.31	1.14
24/05/2011 11:00	0.599	10.31	1.14
24/05/2011 12:00	0.643	10.31	1.14
24/05/2011 13:00	0.68	10.31	1.14
24/05/2011 14:00	0.728	10.31	1.14
24/05/2011 15:00	0.779	10.33	1.14
24/05/2011 16:00	0.808	10.32	1.14
24/05/2011 17:00	0.822	10.33	1.14
24/05/2011 18:00	0.809	10.3	1.14
24/05/2011 19:00	0.785	10.32	1.14
24/05/2011 20:00	0.73	10.32	1.14
24/05/2011 21:00	0.668	10.32	1.14
24/05/2011 22:00	0.606	10.29	1.14
24/05/2011 23:00	0.559	10.3	1.14
25/05/2011 00:00	0.533	10.29	1.14
25/05/2011 01:00	0.53	10.32	1.14
25/05/2011 02:00	0.551	10.3	1.14
25/05/2011 03:00	0.589	10.32	1.14
25/05/2011 04:00	0.633	10.33	1.14
25/05/2011 05:00	0.675	10.32	1.14
25/05/2011 06:00	0.71	10.34	1.14
25/05/2011 07:00	0.713	10.32	1.14
25/05/2011 08:00	0.683	10.32	1.14
25/05/2011 09:00	0.642	10.33	1.14
25/05/2011 10:00	0.602	10.32	1.14
25/05/2011 11:00	0.569	10.34	1.14
25/05/2011 12:00	0.554	10.31	1.14
25/05/2011 13:00	0.557	10.34	1.14
25/05/2011 14:00	0.579	10.32	1.14
25/05/2011 15:00	0.612	10.34	1.14

25/05/2011 16:00	0.65	10.33	1.14
25/05/2011 17:00	0.683	10.36	1.14
25/05/2011 18:00	0.698	10.32	1.14
25/05/2011 19:00	0.702	10.33	1.14
25/05/2011 20:00	0.673	10.35	1.14
25/05/2011 21:00	0.619	10.33	1.14
25/05/2011 22:00	0.568	10.33	1.14
25/05/2011 23:00	0.518	10.33	1.14
26/05/2011 00:00	0.478	10.32	1.14
26/05/2011 01:00	0.461	10.34	1.14
26/05/2011 02:00	0.466	10.33	1.14
26/05/2011 03:00	0.492	10.33	1.14
26/05/2011 04:00	0.53	10.31	1.14
26/05/2011 05:00	0.58	10.34	1.14
26/05/2011 06:00	0.633	10.33	1.14
26/05/2011 07:00	0.675	10.33	1.14
26/05/2011 08:00	0.691	10.34	1.14
26/05/2011 09:00	0.663	10.32	1.14
26/05/2011 10:00	0.632	10.34	1.14
26/05/2011 11:00	0.599	10.34	1.14
26/05/2011 12:00	0.574	10.34	1.14
26/05/2011 13:00	0.567	10.32	1.14
26/05/2011 14:00	0.576	10.34	1.14
26/05/2011 15:00	0.597	10.31	1.14
26/05/2011 16:00	0.645	10.32	1.14
26/05/2011 17:00	0.684	10.35	1.14
26/05/2011 18:00	0.705	10.45	1.13
26/05/2011 19:00	0.731	10.4	1.13
26/05/2011 20:00	0.735	10.39	1.13
26/05/2011 21:00	0.706	10.38	1.13
26/05/2011 22:00	0.66	10.39	1.13
26/05/2011 23:00	0.616	10.37	1.13
27/05/2011 00:00	0.57	10.38	1.13
27/05/2011 01:00	0.543	10.38	1.13
27/05/2011 02:00	0.524	10.35	1.13
27/05/2011 03:00	0.535	10.36	1.13
27/05/2011 04:00	0.574	10.34	1.13
27/05/2011 05:00	0.618	10.34	1.13
27/05/2011 06:00	0.665	10.36	1.13
27/05/2011 07:00	0.707	10.36	1.13
27/05/2011 08:00	0.738	10.33	1.13
27/05/2011 09:00	0.753	10.35	1.13
27/05/2011 10:00	0.728	10.37	1.13
27/05/2011 11:00	0.696	10.36	1.13
27/05/2011 12:00	0.657	10.35	1.13
27/05/2011 13:00	0.616	10.35	1.13
27/05/2011 14:00	0.589	10.35	1.13
27/05/2011 15:00	0.579	10.36	1.13
27/05/2011 16:00	0.596	10.36	1.13
27/05/2011 17:00	0.627	10.36	1.13
27/05/2011 18:00	0.663	10.36	1.13
27/05/2011 19:00	0.685	10.34	1.13
27/05/2011 20:00	0.707	10.35	1.13
27/05/2011 21:00	0.705	10.35	1.13
27/05/2011 22:00	0.678	10.36	1.13
27/05/2011 23:00	0.631	10.35	1.13
28/05/2011 00:00	0.579	10.35	1.13
28/05/2011 01:00	0.527	10.34	1.13
28/05/2011 02:00	0.487	10.37	1.13

28/05/2011 03:00	0.469	10.36	1.13
28/05/2011 04:00	0.466	10.36	1.13
28/05/2011 05:00	0.489	10.36	1.13
28/05/2011 06:00	0.524	10.36	1.13
28/05/2011 07:00	0.567	10.36	1.13
28/05/2011 08:00	0.61	10.36	1.13
28/05/2011 09:00	0.648	10.36	1.14
28/05/2011 10:00	0.652	10.36	1.14
28/05/2011 11:00	0.625	10.35	1.14
28/05/2011 12:00	0.591	10.36	1.14
28/05/2011 13:00	0.558	10.35	1.14
28/05/2011 14:00	0.528	10.37	1.14
28/05/2011 15:00	0.521	10.39	1.14
28/05/2011 16:00	0.534	10.4	1.14
28/05/2011 17:00	0.565	10.38	1.14
28/05/2011 18:00	0.601	10.37	1.14
28/05/2011 19:00	0.652	10.36	1.14
28/05/2011 20:00	0.696	10.37	1.14
28/05/2011 21:00	0.729	10.37	1.14
28/05/2011 22:00	0.74	10.35	1.14
28/05/2011 23:00	0.717	10.36	1.14
29/05/2011 00:00	0.671	10.37	1.14
29/05/2011 01:00	0.629	10.34	1.14
29/05/2011 02:00	0.583	10.37	1.14
29/05/2011 03:00	0.545	10.36	1.14
29/05/2011 04:00	0.531	10.37	1.14
29/05/2011 05:00	0.545	10.38	1.14
29/05/2011 06:00	0.568	10.38	1.14
29/05/2011 07:00	0.608	10.37	1.14
29/05/2011 08:00	0.65	10.38	1.14
29/05/2011 09:00	0.689	10.36	1.14
29/05/2011 10:00	0.72	10.38	1.14
29/05/2011 11:00	0.712	10.37	1.14
29/05/2011 12:00	0.685	10.38	1.14
29/05/2011 13:00	0.635	10.37	1.14
29/05/2011 14:00	0.595	10.39	1.14
29/05/2011 15:00	0.547	10.36	1.14
29/05/2011 16:00	0.528	10.37	1.14
29/05/2011 17:00	0.536	10.38	1.14
29/05/2011 18:00	0.559	10.35	1.14
29/05/2011 19:00	0.601	10.38	1.14
29/05/2011 20:00	0.641	10.37	1.14
29/05/2011 21:00	0.685	10.36	1.14
29/05/2011 22:00	0.707	10.37	1.14
29/05/2011 23:00	0.713	10.36	1.14
30/05/2011 00:00	0.681	10.36	1.13
30/05/2011 01:00	0.629	10.36	1.13
30/05/2011 02:00	0.581	10.4	1.14
30/05/2011 03:00	0.545	10.36	1.13
30/05/2011 04:00	0.514	10.39	1.14
30/05/2011 05:00	0.511	10.38	1.14
30/05/2011 06:00	0.543	10.39	1.14
30/05/2011 07:00	0.579	10.36	1.13
30/05/2011 08:00	0.627	10.37	1.13
30/05/2011 09:00	0.675	10.39	1.14
30/05/2011 10:00	0.721	10.37	1.13
30/05/2011 11:00	0.739	10.37	1.13
30/05/2011 12:00	0.735	10.37	1.13
30/05/2011 13:00	0.691	10.37	1.13

30/05/2011 14:00	0.643	10.38	1.14
30/05/2011 15:00	0.595	10.36	1.13
30/05/2011 16:00	0.557	10.38	1.13
30/05/2011 17:00	0.549	10.39	1.13
30/05/2011 18:00	0.568	10.37	1.13
30/05/2011 19:00	0.603	10.38	1.13
30/05/2011 20:00	0.647	10.38	1.13
30/05/2011 21:00	0.695	10.39	1.13
30/05/2011 22:00	0.732	10.4	1.13
30/05/2011 23:00	0.755	10.38	1.13
31/05/2011 00:00	0.75	10.39	1.13
31/05/2011 01:00	0.712	10.38	1.13
31/05/2011 02:00	0.652	10.37	1.13
31/05/2011 03:00	0.6	10.38	1.13
31/05/2011 04:00	0.554	10.37	1.13
31/05/2011 05:00	0.523	10.37	1.13
31/05/2011 06:00	0.531	10.39	1.13
31/05/2011 07:00	0.564	10.38	1.13
31/05/2011 08:00	0.602	10.38	1.13
31/05/2011 09:00	0.652	10.39	1.13
31/05/2011 10:00	0.698	10.38	1.13
31/05/2011 11:00	0.73	10.4	1.14
31/05/2011 12:00	0.745	10.39	1.13
31/05/2011 13:00	0.728	10.38	1.13
31/05/2011 14:00	0.683	10.38	1.13
31/05/2011 15:00	0.635	10.39	1.13
31/05/2011 16:00	0.581	10.39	1.13
31/05/2011 17:00	0.542	10.39	1.13
31/05/2011 18:00	0.544	10.38	1.13
31/05/2011 19:00	0.569	10.4	1.13
31/05/2011 20:00	0.605	10.39	1.13
31/05/2011 21:00	0.649	10.43	1.14
31/05/2011 22:00	0.695	10.39	1.13
31/05/2011 23:00	0.723	10.4	1.13
01/06/2011 00:00	0.737	10.41	1.13
01/06/2011 01:00	0.713	10.39	1.13
01/06/2011 02:00	0.663	10.39	1.13
01/06/2011 03:00	0.606	10.39	1.13
01/06/2011 04:00	0.547	10.39	1.13
01/06/2011 05:00	0.499	10.39	1.13
01/06/2011 06:00	0.483	10.4	1.13
01/06/2011 07:00	0.496	10.39	1.13
01/06/2011 08:00	0.532	10.4	1.13
01/06/2011 09:00	0.573	10.4	1.13
01/06/2011 10:00	0.625	10.4	1.14
01/06/2011 11:00	0.669	10.39	1.14
01/06/2011 12:00	0.697	10.4	1.13
01/06/2011 13:00	0.695	10.4	1.13
01/06/2011 14:00	0.65	10.4	1.13
01/06/2011 15:00	0.591	10.39	1.13
01/06/2011 16:00	0.535	10.4	1.13
01/06/2011 17:00	0.476	10.38	1.13
01/06/2011 18:00	0.447	10.39	1.13
01/06/2011 19:00	0.469	10.4	1.13
01/06/2011 20:00	0.507	10.4	1.13
01/06/2011 21:00	0.553	10.4	1.13
01/06/2011 22:00	0.609	10.41	1.14
01/06/2011 23:00	0.661	10.41	1.14
02/06/2011 00:00	0.698	10.41	1.14

02/06/2011 01:00	0.718	10.4	1.13
02/06/2011 02:00	0.692	10.41	1.14
02/06/2011 03:00	0.635	10.41	1.14
02/06/2011 04:00	0.583	10.41	1.14
02/06/2011 05:00	0.536	10.41	1.14
02/06/2011 06:00	0.504	10.39	1.13
02/06/2011 07:00	0.515	10.39	1.14
02/06/2011 08:00	0.54	10.4	1.14
02/06/2011 09:00	0.587	10.4	1.14
02/06/2011 10:00	0.646	10.41	1.14
02/06/2011 11:00	0.693	10.4	1.14
02/06/2011 12:00	0.724	10.41	1.14
02/06/2011 13:00	0.737	10.41	1.14
02/06/2011 14:00	0.714	10.4	1.14
02/06/2011 15:00	0.661	10.41	1.14
02/06/2011 16:00	0.594	10.4	1.14
02/06/2011 17:00	0.534	10.41	1.14
02/06/2011 18:00	0.487	10.4	1.14
02/06/2011 19:00	0.477	10.41	1.14
02/06/2011 20:00	0.505	10.42	1.14
02/06/2011 21:00	0.55	10.41	1.14
02/06/2011 22:00	0.601	10.42	1.14
02/06/2011 23:00	0.655	10.41	1.14
03/06/2011 00:00	0.7	10.41	1.14
03/06/2011 01:00	0.728	10.41	1.14
03/06/2011 02:00	0.727	10.42	1.14
03/06/2011 03:00	0.685	10.42	1.14
03/06/2011 04:00	0.624	10.41	1.14
03/06/2011 05:00	0.564	10.4	1.14
03/06/2011 06:00	0.515	10.41	1.14
03/06/2011 07:00	0.49	10.43	1.14
03/06/2011 08:00	0.515	10.42	1.14
03/06/2011 09:00	0.562	10.43	1.14
03/06/2011 10:00	0.603	10.41	1.14
03/06/2011 11:00	0.654	10.42	1.14
03/06/2011 12:00	0.694	10.41	1.14
03/06/2011 13:00	0.714	10.41	1.14
03/06/2011 14:00	0.716	10.42	1.14
03/06/2011 15:00	0.678	10.43	1.14
03/06/2011 16:00	0.624	10.41	1.14
03/06/2011 17:00	0.558	10.43	1.14
03/06/2011 18:00	0.501	10.41	1.14
03/06/2011 19:00	0.462	10.42	1.14
03/06/2011 20:00	0.472	10.42	1.14
03/06/2011 21:00	0.511	10.44	1.14
03/06/2011 22:00	0.553	10.42	1.14
03/06/2011 23:00	0.607	10.43	1.14
04/06/2011 00:00	0.657	10.43	1.14
04/06/2011 01:00	0.7	10.43	1.14
04/06/2011 02:00	0.723	10.42	1.14
04/06/2011 03:00	0.713	10.42	1.14
04/06/2011 04:00	0.666	10.42	1.14
04/06/2011 05:00	0.605	10.41	1.14
04/06/2011 06:00	0.552	10.44	1.14
04/06/2011 07:00	0.503	10.43	1.14
04/06/2011 08:00	0.514	10.42	1.14
04/06/2011 09:00	0.551	10.43	1.14
04/06/2011 10:00	0.594	10.43	1.14
04/06/2011 11:00	0.654	10.44	1.14

04/06/2011 12:00	0.713	10.41	1.14
04/06/2011 13:00	0.752	10.43	1.14
04/06/2011 14:00	0.772	10.42	1.14
04/06/2011 15:00	0.766	10.43	1.14
04/06/2011 16:00	0.725	10.42	1.14
04/06/2011 17:00	0.66	10.42	1.14
04/06/2011 18:00	0.6	10.42	1.14
04/06/2011 19:00	0.546	10.42	1.14
04/06/2011 20:00	0.518	10.42	1.14
04/06/2011 21:00	0.537	10.43	1.14
04/06/2011 22:00	0.579	10.43	1.14
04/06/2011 23:00	0.632	10.45	1.14
05/06/2011 00:00	0.682	10.44	1.14
05/06/2011 01:00	0.728	10.43	1.14
05/06/2011 02:00	0.759	10.43	1.14
05/06/2011 03:00	0.78	10.44	1.14
05/06/2011 04:00	0.749	10.44	1.14
05/06/2011 05:00	0.694	10.44	1.14
05/06/2011 06:00	0.636	10.45	1.14
05/06/2011 07:00	0.577	10.43	1.14
05/06/2011 08:00	0.543	10.43	1.14
05/06/2011 09:00	0.562	10.45	1.14
05/06/2011 10:00	0.605	10.43	1.14
05/06/2011 11:00	0.652	10.44	1.14
05/06/2011 12:00	0.702	10.43	1.14
05/06/2011 13:00	0.746	10.43	1.14
05/06/2011 14:00	0.769	10.44	1.14
05/06/2011 15:00	0.773	10.46	1.14
05/06/2011 16:00	0.756	10.44	1.14
05/06/2011 17:00	0.702	10.44	1.14
05/06/2011 18:00	0.637	10.44	1.14
05/06/2011 19:00	0.574	10.44	1.14
05/06/2011 20:00	0.528	10.44	1.14
05/06/2011 21:00	0.516	10.43	1.14
05/06/2011 22:00	0.545	10.44	1.14
05/06/2011 23:00	0.585	10.44	1.14
06/06/2011 00:00	0.639	10.45	1.14
06/06/2011 01:00	0.693	10.45	1.14
06/06/2011 02:00	0.742	10.44	1.14
06/06/2011 03:00	0.781	10.44	1.14
06/06/2011 04:00	0.777	10.46	1.14
06/06/2011 05:00	0.739	10.44	1.14
06/06/2011 06:00	0.679	10.45	1.14
06/06/2011 07:00	0.622	10.44	1.14
06/06/2011 08:00	0.574	10.44	1.14
06/06/2011 09:00	0.563	10.44	1.14
06/06/2011 10:00	0.585	10.45	1.14
06/06/2011 11:00	0.628	10.46	1.14
06/06/2011 12:00	0.675	10.45	1.14
06/06/2011 13:00	0.725	10.45	1.14
06/06/2011 14:00	0.773	10.44	1.14
06/06/2011 15:00	0.783	10.46	1.14
06/06/2011 16:00	0.785	10.45	1.14
06/06/2011 17:00	0.74	10.46	1.14
06/06/2011 18:00	0.677	10.45	1.14
06/06/2011 19:00	0.621	10.44	1.14
06/06/2011 20:00	0.563	10.44	1.14
06/06/2011 21:00	0.524	10.45	1.14
06/06/2011 22:00	0.52	10.45	1.14

06/06/2011 23:00	0.549	10.44	1.14
07/06/2011 00:00	0.592	10.46	1.14
07/06/2011 01:00	0.646	10.46	1.14
07/06/2011 02:00	0.706	10.46	1.14
07/06/2011 03:00	0.754	10.46	1.14
07/06/2011 04:00	0.784	10.46	1.14
07/06/2011 05:00	0.773	10.45	1.14
07/06/2011 06:00	0.725	10.47	1.14
07/06/2011 07:00	0.666	10.45	1.14
07/06/2011 08:00	0.615	10.45	1.14
07/06/2011 09:00	0.57	10.46	1.14
07/06/2011 10:00	0.566	10.44	1.14
07/06/2011 11:00	0.589	10.45	1.14
07/06/2011 12:00	0.63	10.45	1.14
07/06/2011 13:00	0.672	10.46	1.14
07/06/2011 14:00	0.724	10.45	1.14
07/06/2011 15:00	0.756	10.46	1.14
07/06/2011 16:00	0.773	10.47	1.14
07/06/2011 17:00	0.76	10.47	1.14
07/06/2011 18:00	0.712	10.46	1.14
07/06/2011 19:00	0.657	10.46	1.14
07/06/2011 20:00	0.595	10.46	1.14
07/06/2011 21:00	0.542	10.45	1.14
07/06/2011 22:00	0.503	10.45	1.14
07/06/2011 23:00	0.505	10.45	1.14
08/06/2011 00:00	0.534	10.46	1.14
08/06/2011 01:00	0.576	10.46	1.14
08/06/2011 02:00	0.631	10.46	1.14
08/06/2011 03:00	0.681	10.46	1.14
08/06/2011 04:00	0.735	10.49	1.14
08/06/2011 05:00	0.761	10.46	1.14
08/06/2011 06:00	0.737	10.47	1.14
08/06/2011 07:00	0.679	10.46	1.14
08/06/2011 08:00	0.624	10.46	1.14
08/06/2011 09:00	0.574	10.46	1.14
08/06/2011 10:00	0.546	10.47	1.14
08/06/2011 11:00	0.546	10.47	1.14
08/06/2011 12:00	0.574	10.46	1.14
08/06/2011 13:00	0.622	10.47	1.14
08/06/2011 14:00	0.663	10.47	1.14
08/06/2011 15:00	0.708	10.47	1.14
08/06/2011 16:00	0.736	10.47	1.14
08/06/2011 17:00	0.751	10.47	1.14
08/06/2011 18:00	0.725	10.46	1.14
08/06/2011 19:00	0.676	10.47	1.14
08/06/2011 20:00	0.617	10.47	1.14
08/06/2011 21:00	0.561	10.47	1.14
08/06/2011 22:00	0.505	10.46	1.14
08/06/2011 23:00	0.472	10.47	1.14
09/06/2011 00:00	0.476	10.47	1.14
09/06/2011 01:00	0.499	10.46	1.14
09/06/2011 02:00	0.545	10.48	1.14
09/06/2011 03:00	0.602	10.47	1.14
09/06/2011 04:00	0.658	10.47	1.14
09/06/2011 05:00	0.711	10.47	1.14
09/06/2011 06:00	0.726	10.48	1.14
09/06/2011 07:00	0.702	10.48	1.14
09/06/2011 08:00	0.65	10.48	1.14
09/06/2011 09:00	0.608	10.47	1.14

09/06/2011 10:00	0.565	10.47	1.14
09/06/2011 11:00	0.536	10.48	1.14
09/06/2011 12:00	0.533	10.49	1.14
09/06/2011 13:00	0.566	10.49	1.14
09/06/2011 14:00	0.603	10.49	1.14
09/06/2011 15:00	0.654	10.47	1.14
09/06/2011 16:00	0.696	10.49	1.14
09/06/2011 17:00	0.725	10.48	1.14
09/06/2011 18:00	0.732	10.48	1.14
09/06/2011 19:00	0.719	10.47	1.14
09/06/2011 20:00	0.667	10.49	1.14
09/06/2011 21:00	0.61	10.48	1.14
09/06/2011 22:00	0.556	10.48	1.14
09/06/2011 23:00	0.504	10.48	1.14
10/06/2011 00:00	0.472	10.48	1.14
10/06/2011 01:00	0.474	10.47	1.14
10/06/2011 02:00	0.501	10.48	1.14
10/06/2011 03:00	0.548	10.48	1.14
10/06/2011 04:00	0.598	10.49	1.14
10/06/2011 05:00	0.654	10.48	1.14
10/06/2011 06:00	0.703	10.49	1.14
10/06/2011 07:00	0.726	10.48	1.14
10/06/2011 08:00	0.7	10.48	1.14
10/06/2011 09:00	0.664	10.48	1.14
10/06/2011 10:00	0.624	10.48	1.14
10/06/2011 11:00	0.583	10.48	1.14
10/06/2011 12:00	0.554	10.5	1.14
10/06/2011 13:00	0.547	10.48	1.14
10/06/2011 14:00	0.569	10.49	1.14
10/06/2011 15:00	0.599	10.49	1.14
10/06/2011 16:00	0.645	10.48	1.14
10/06/2011 17:00	0.692	10.48	1.14
10/06/2011 18:00	0.725	10.49	1.14
10/06/2011 19:00	0.736	10.49	1.14
10/06/2011 20:00	0.725	10.5	1.14
10/06/2011 21:00	0.682	10.5	1.14
10/06/2011 22:00	0.627	10.48	1.14
10/06/2011 23:00	0.569	10.48	1.14
11/06/2011 00:00	0.521	10.48	1.14
11/06/2011 01:00	0.485	10.48	1.14
11/06/2011 02:00	0.483	10.5	1.14
11/06/2011 03:00	0.506	10.49	1.14
11/06/2011 04:00	0.548	10.49	1.14
11/06/2011 05:00	0.6	10.5	1.14
11/06/2011 06:00	0.65	10.48	1.14
11/06/2011 07:00	0.701	10.49	1.14
11/06/2011 08:00	0.728	10.49	1.14
11/06/2011 09:00	0.722	10.52	1.14
11/06/2011 10:00	0.679	10.5	1.14
11/06/2011 11:00	0.628	10.49	1.14
11/06/2011 12:00	0.581	10.49	1.14
11/06/2011 13:00	0.545	10.49	1.14
11/06/2011 14:00	0.541	10.5	1.14
11/06/2011 15:00	0.561	10.5	1.14
11/06/2011 16:00	0.591	10.49	1.14
11/06/2011 17:00	0.633	10.49	1.14
11/06/2011 18:00	0.688	10.49	1.14
11/06/2011 19:00	0.729	10.5	1.14
11/06/2011 20:00	0.743	10.5	1.14

11/06/2011 21:00	0.736	10.5	1.14
11/06/2011 22:00	0.695	10.5	1.14
11/06/2011 23:00	0.637	10.5	1.14
12/06/2011 00:00	0.577	10.49	1.14
12/06/2011 01:00	0.527	10.48	1.14
12/06/2011 02:00	0.489	10.49	1.14
12/06/2011 03:00	0.484	10.5	1.14
12/06/2011 04:00	0.508	10.5	1.14
12/06/2011 05:00	0.55	10.5	1.14
12/06/2011 06:00	0.599	10.51	1.14
12/06/2011 07:00	0.642	10.49	1.14
12/06/2011 08:00	0.685	10.52	1.14
12/06/2011 09:00	0.71	10.51	1.14
12/06/2011 10:00	0.706	10.5	1.14
12/06/2011 11:00	0.669	10.5	1.14
12/06/2011 12:00	0.623	10.51	1.14
12/06/2011 13:00	0.582	10.5	1.14
12/06/2011 14:00	0.54	10.5	1.14
12/06/2011 15:00	0.526	10.49	1.14
12/06/2011 16:00	0.545	10.49	1.14
12/06/2011 17:00	0.585	10.5	1.14
12/06/2011 18:00	0.632	10.5	1.14
12/06/2011 19:00	0.682	10.51	1.14
12/06/2011 20:00	0.722	10.51	1.14
12/06/2011 21:00	0.745	10.5	1.14
12/06/2011 22:00	0.743	10.5	1.14
12/06/2011 23:00	0.702	10.5	1.14
13/06/2011 00:00	0.64	10.51	1.14
13/06/2011 01:00	0.586	10.51	1.14
13/06/2011 02:00	0.52	10.51	1.14
13/06/2011 03:00	0.48	10.51	1.14
13/06/2011 04:00	0.469	10.51	1.14
13/06/2011 05:00	0.488	10.5	1.14
13/06/2011 06:00	0.522	10.51	1.14
13/06/2011 07:00	0.574	10.52	1.14
13/06/2011 08:00	0.635	10.51	1.14
13/06/2011 09:00	0.685	10.51	1.14
13/06/2011 10:00	0.717	10.52	1.14
13/06/2011 11:00	0.704	10.51	1.14
13/06/2011 12:00	0.66	10.5	1.14
13/06/2011 13:00	0.608	10.51	1.14
13/06/2011 14:00	0.553	10.51	1.14
13/06/2011 15:00	0.511	10.52	1.14
13/06/2011 16:00	0.497	10.5	1.14
13/06/2011 17:00	0.513	10.51	1.14
13/06/2011 18:00	0.553	10.5	1.14
13/06/2011 19:00	0.615	10.51	1.14
13/06/2011 20:00	0.679	10.51	1.14
13/06/2011 21:00	0.729	10.51	1.14
13/06/2011 22:00	0.759	10.52	1.14
13/06/2011 23:00	0.763	10.52	1.14
14/06/2011 00:00	0.725	10.53	1.14
14/06/2011 01:00	0.67	10.52	1.14
14/06/2011 02:00	0.611	10.52	1.14
14/06/2011 03:00	0.557	10.51	1.14
14/06/2011 04:00	0.514	10.52	1.14
14/06/2011 05:00	0.514	10.52	1.14
14/06/2011 06:00	0.548	10.53	1.14
14/06/2011 07:00	0.585	10.52	1.14

14/06/2011 08:00	0.631	10.52	1.14
14/06/2011 09:00	0.688	10.51	1.14
14/06/2011 10:00	0.732	10.52	1.14
14/06/2011 11:00	0.751	10.53	1.14
14/06/2011 12:00	0.74	10.52	1.14
14/06/2011 13:00	0.694	10.51	1.14
14/06/2011 14:00	0.632	10.52	1.14
14/06/2011 15:00	0.576	10.52	1.14
14/06/2011 16:00	0.526	10.5	1.14
14/06/2011 17:00	0.503	10.52	1.14
14/06/2011 18:00	0.528	10.52	1.14
14/06/2011 19:00	0.577	10.51	1.14
14/06/2011 20:00	0.637	10.54	1.14
14/06/2011 21:00	0.691	10.53	1.14
14/06/2011 22:00	0.738	10.53	1.14
14/06/2011 23:00	0.764	10.53	1.14
15/06/2011 00:00	0.765	10.52	1.14
15/06/2011 01:00	0.73	10.54	1.14
15/06/2011 02:00	0.667	10.53	1.14
15/06/2011 03:00	0.606	10.53	1.14
15/06/2011 04:00	0.543	10.52	1.14
15/06/2011 05:00	0.504	10.52	1.14
15/06/2011 06:00	0.504	10.52	1.14
15/06/2011 07:00	0.539	10.52	1.14
15/06/2011 08:00	0.578	10.52	1.14
15/06/2011 09:00	0.629	10.52	1.14
15/06/2011 10:00	0.681	10.53	1.14
15/06/2011 11:00	0.721	10.53	1.14
15/06/2011 12:00	0.735	10.53	1.14
15/06/2011 13:00	0.715	10.54	1.14
15/06/2011 14:00	0.664	10.53	1.14
15/06/2011 15:00	0.601	10.54	1.14
15/06/2011 16:00	0.541	10.53	1.14
15/06/2011 17:00	0.493	10.53	1.14
15/06/2011 18:00	0.474	10.52	1.14
15/06/2011 19:00	0.518	10.53	1.14
15/06/2011 20:00	0.567	10.53	1.14
15/06/2011 21:00	0.624	10.53	1.14
15/06/2011 22:00	0.683	10.54	1.14
15/06/2011 23:00	0.742	10.55	1.14
16/06/2011 00:00	0.773	10.54	1.14
16/06/2011 01:00	0.778	10.53	1.14
16/06/2011 02:00	0.736	10.53	1.14
16/06/2011 03:00	0.671	10.54	1.14
16/06/2011 04:00	0.612	10.53	1.14
16/06/2011 05:00	0.555	10.53	1.14
16/06/2011 06:00	0.526	10.53	1.14
16/06/2011 07:00	0.549	10.53	1.14
16/06/2011 08:00	0.583	10.53	1.14
16/06/2011 09:00	0.626	10.53	1.14
16/06/2011 10:00	0.687	10.54	1.14
16/06/2011 11:00	0.743	10.54	1.14
16/06/2011 12:00	0.779	10.54	1.14
16/06/2011 13:00	0.792	10.55	1.14
16/06/2011 14:00	0.768	10.54	1.14
16/06/2011 15:00	0.708	10.54	1.14
16/06/2011 16:00	0.635	10.54	1.14
16/06/2011 17:00	0.57	10.53	1.14
16/06/2011 18:00	0.51	10.54	1.14

16/06/2011 19:00	0.515	10.54	1.14
16/06/2011 20:00	0.553	10.55	1.14
16/06/2011 21:00	0.603	10.55	1.14
16/06/2011 22:00	0.658	10.54	1.14
16/06/2011 23:00	0.721	10.56	1.14
17/06/2011 00:00	0.769	10.55	1.14
17/06/2011 01:00	0.801	10.54	1.14
17/06/2011 02:00	0.789	10.55	1.14
17/06/2011 03:00	0.739	10.54	1.14
17/06/2011 04:00	0.673	10.54	1.14
17/06/2011 05:00	0.614	10.54	1.14
17/06/2011 06:00	0.556	10.54	1.14
17/06/2011 07:00	0.535	10.54	1.14
17/06/2011 08:00	0.56	10.53	1.14
17/06/2011 09:00	0.603	10.54	1.14
17/06/2011 10:00	0.662	10.55	1.14
17/06/2011 11:00	0.727	10.56	1.14
17/06/2011 12:00	0.776	10.56	1.14
17/06/2011 13:00	0.788	10.54	1.14
17/06/2011 14:00	0.792	10.54	1.14
17/06/2011 15:00	0.753	10.55	1.14
17/06/2011 16:00	0.694	10.54	1.14
17/06/2011 17:00	0.626	10.55	1.14
17/06/2011 18:00	0.565	10.56	1.14
17/06/2011 19:00	0.515	10.55	1.14
17/06/2011 20:00	0.515	10.55	1.14
17/06/2011 21:00	0.553	10.55	1.14
17/06/2011 22:00	0.609	10.55	1.14
17/06/2011 23:00	0.68	10.56	1.14
18/06/2011 00:00	0.747	10.55	1.14
18/06/2011 01:00	0.802	10.55	1.14
18/06/2011 02:00	0.833	10.55	1.14
18/06/2011 03:00	0.817	10.56	1.14
18/06/2011 04:00	0.751	10.55	1.14
18/06/2011 05:00	0.691	10.55	1.14
18/06/2011 06:00	0.632	10.55	1.14
18/06/2011 07:00	0.584	10.55	1.14
18/06/2011 08:00	0.584	10.55	1.14
18/06/2011 09:00	0.62	10.56	1.14
18/06/2011 10:00	0.66	10.55	1.14
18/06/2011 11:00	0.712	10.55	1.14
18/06/2011 12:00	0.779	10.55	1.14
18/06/2011 13:00	0.829	10.55	1.14
18/06/2011 14:00	0.835	10.56	1.14
18/06/2011 15:00	0.814	10.55	1.14
18/06/2011 16:00	0.756	10.55	1.14
18/06/2011 17:00	0.685	10.55	1.14
18/06/2011 18:00	0.628	10.55	1.14
18/06/2011 19:00	0.568	10.55	1.14
18/06/2011 20:00	0.534	10.55	1.14
18/06/2011 21:00	0.555	10.55	1.14
18/06/2011 22:00	0.597	10.55	1.14
18/06/2011 23:00	0.649	10.56	1.14
19/06/2011 00:00	0.706	10.55	1.14
19/06/2011 01:00	0.771	10.55	1.14
19/06/2011 02:00	0.825	10.56	1.14
19/06/2011 03:00	0.845	10.56	1.14
19/06/2011 04:00	0.811	10.56	1.14
19/06/2011 05:00	0.754	10.55	1.14

19/06/2011 06:00	0.699	10.55	1.14
19/06/2011 07:00	0.65	10.56	1.14
19/06/2011 08:00	0.614	10.56	1.14
19/06/2011 09:00	0.631	10.56	1.14
19/06/2011 10:00	0.668	10.55	1.14
19/06/2011 11:00	0.723	10.56	1.14
19/06/2011 12:00	0.781	10.56	1.14
19/06/2011 13:00	0.832	10.56	1.15
19/06/2011 14:00	0.857	10.56	1.14
19/06/2011 15:00	0.857	10.56	1.14
19/06/2011 16:00	0.822	10.56	1.14
19/06/2011 17:00	0.762	10.57	1.14
19/06/2011 18:00	0.691	10.56	1.14
19/06/2011 19:00	0.62	10.56	1.14
19/06/2011 20:00	0.564	10.55	1.14
19/06/2011 21:00	0.543	10.56	1.14
19/06/2011 22:00	0.564	10.56	1.14
19/06/2011 23:00	0.598	10.56	1.14
20/06/2011 00:00	0.65	10.56	1.14
20/06/2011 01:00	0.711	10.57	1.14
20/06/2011 02:00	0.757	10.57	1.14
20/06/2011 03:00	0.801	10.56	1.14
20/06/2011 04:00	0.811	10.57	1.14
20/06/2011 05:00	0.766	10.56	1.14
20/06/2011 06:00	0.709	10.57	1.14
20/06/2011 07:00	0.644	10.57	1.14
20/06/2011 08:00	0.593	10.57	1.14
20/06/2011 09:00	0.574	10.58	1.15
20/06/2011 10:00	0.601	10.57	1.15
20/06/2011 11:00	0.65	10.58	1.15
20/06/2011 12:00	0.7	10.58	1.15
20/06/2011 13:00	0.758	10.58	1.15
20/06/2011 14:00	0.811	10.57	1.15
20/06/2011 15:00	0.822	10.57	1.15
20/06/2011 16:00	0.821	10.57	1.15
20/06/2011 17:00	0.788	10.57	1.15
20/06/2011 18:00	0.722	10.58	1.15
20/06/2011 19:00	0.664	10.57	1.15
20/06/2011 20:00	0.598	10.56	1.15
20/06/2011 21:00	0.549	10.56	1.14
20/06/2011 22:00	0.532	10.57	1.15
20/06/2011 23:00	0.556	10.57	1.15
21/06/2011 00:00	0.591	10.57	1.15
21/06/2011 01:00	0.643	10.58	1.15
21/06/2011 02:00	0.7	10.57	1.15
21/06/2011 03:00	0.758	10.57	1.15
21/06/2011 04:00	0.794	10.57	1.15
21/06/2011 05:00	0.786	10.57	1.15
21/06/2011 06:00	0.738	10.57	1.15
21/06/2011 07:00	0.685	10.57	1.15
21/06/2011 08:00	0.632	10.57	1.15
21/06/2011 09:00	0.591	10.57	1.15
21/06/2011 10:00	0.581	10.57	1.15
21/06/2011 11:00	0.616	10.58	1.15
21/06/2011 12:00	0.66	10.59	1.17
21/06/2011 13:00	0.71	10.58	1.17
21/06/2011 14:00	0.764	10.59	1.17
21/06/2011 15:00	0.802	10.6	1.17
21/06/2011 16:00	0.81	10.59	1.17

21/06/2011 17:00	0.796	10.58	1.17
21/06/2011 18:00	0.746	10.58	1.17
21/06/2011 19:00	0.685	10.58	1.17
21/06/2011 20:00	0.626	10.58	1.17
21/06/2011 21:00	0.57	10.58	1.17
21/06/2011 22:00	0.536	10.59	1.17
21/06/2011 23:00	0.532	10.58	1.17
22/06/2011 00:00	0.557	10.59	1.17
22/06/2011 01:00	0.598	10.59	1.17
22/06/2011 02:00	0.648	10.6	1.17
22/06/2011 03:00	0.703	10.59	1.17
22/06/2011 04:00	0.752	10.59	1.17
22/06/2011 05:00	0.78	10.59	1.17
22/06/2011 06:00	0.757	10.59	1.17
22/06/2011 07:00	0.706	10.58	1.17
22/06/2011 08:00	0.656	10.59	1.17
22/06/2011 09:00	0.614	10.59	1.17
22/06/2011 10:00	0.584	10.59	1.17
22/06/2011 11:00	0.596	10.59	1.17
22/06/2011 12:00	0.634	10.6	1.17
22/06/2011 13:00	0.674	10.59	1.17
22/06/2011 14:00	0.714	10.6	1.17
22/06/2011 15:00	0.768	10.6	1.17
22/06/2011 16:00	0.802	10.6	1.17
22/06/2011 17:00	0.806	10.59	1.17
22/06/2011 18:00	0.779	10.59	1.17
22/06/2011 19:00	0.733	10.59	1.17
22/06/2011 20:00	0.678	10.59	1.17
22/06/2011 21:00	0.625	10.6	1.17
22/06/2011 22:00	0.583	10.61	1.17
22/06/2011 23:00	0.56	10.6	1.17
23/06/2011 00:00	0.566	10.59	1.17
23/06/2011 01:00	0.593	10.6	1.17
23/06/2011 02:00	0.635	10.6	1.17
23/06/2011 03:00	0.69	10.6	1.17
23/06/2011 04:00	0.736	10.61	1.17
23/06/2011 05:00	0.781	10.6	1.17
23/06/2011 06:00	0.789	10.6	1.17
23/06/2011 07:00	0.761	10.59	1.17
23/06/2011 08:00	0.717	10.6	1.17
23/06/2011 09:00	0.677	10.59	1.17
23/06/2011 10:00	0.633	10.59	1.17
23/06/2011 11:00	0.616	10.6	1.17
23/06/2011 12:00	0.632	10.6	1.17
23/06/2011 13:00	0.658	10.6	1.17
23/06/2011 14:00	0.71	10.6	1.17
23/06/2011 15:00	0.747	10.61	1.17
23/06/2011 16:00	0.782	10.61	1.17
23/06/2011 17:00	0.801	10.6	1.17
23/06/2011 18:00	0.805	10.6	1.17
23/06/2011 19:00	0.778	10.61	1.17
23/06/2011 20:00	0.734	10.6	1.17
23/06/2011 21:00	0.678	10.6	1.17
23/06/2011 22:00	0.627	10.6	1.17
23/06/2011 23:00	0.586	10.6	1.17
24/06/2011 00:00	0.567	10.6	1.17
24/06/2011 01:00	0.564	10.6	1.17
24/06/2011 02:00	0.589	10.61	1.17
24/06/2011 03:00	0.626	10.61	1.17

24/06/2011 04:00	0.672	10.61	1.17
24/06/2011 05:00	0.717	10.62	1.17
24/06/2011 06:00	0.754	10.61	1.17
24/06/2011 07:00	0.757	10.61	1.17
24/06/2011 08:00	0.733	10.61	1.17
24/06/2011 09:00	0.688	10.61	1.17
24/06/2011 10:00	0.648	10.6	1.17
24/06/2011 11:00	0.616	10.6	1.17
24/06/2011 12:00	0.602	10.6	1.17
24/06/2011 13:00	0.612	10.6	1.17
24/06/2011 14:00	0.642	10.6	1.17
24/06/2011 15:00	0.677	10.61	1.17

END OF DATA FILE OF DATALOGGER FOR WINDOWS

.5_K4997_110715104447.CSV

Data file for DataLogger.

=====

COMPANY : <Company name>
COMP.STATUS: Done
DATE : 15/07/2011
TIME : 10:45:18
FILENAME : C:\Documents and Settings\All Users\Application Data\DiverOffice\Sizewell\CSV\pz2009_6
CREATED BY : SWS Diver-Office 4.0.76.0

===== BEGINNING OF DATA =====

[Logger settings]

Instrument type =CTD-Diver=17
Status =Started =0
Serial number =.00-K4958 317.
Instrument number =
=0

Location =pz2009_6
Sample period =M60
Sample method =T
Number of channels =3

[Channel 1]

Identification =WATER HEAD
Reference level =4.000 m
Range =17.500 m
Master level =1750 CMH2O
Altitude =0 m

[Channel 2]

Identification =TEMPERATURE
Reference level =-20.00 °C
Range =100.00 °C

[Channel 3]

Identification =1: CONDUCTIVITY
Reference level =0.00 mS/cm
Range =120.00 mS/cm

[Series settings]

Serial number =.00-K4958 317.
Instrument number =
Location =pz2009_6
Sample period =00 00:60:00 0
Sample method =T
Start date / time =00:00:06 09/04/11
End date / time =00:00:10 30/06/11

[Channel 1 from data header]

Identification =WATER HEAD
Reference level =4.000 m
Range =17.500 m
Master level =1750 CMH2O
Altitude =0 m

[Channel 2 from data header]

Identification =TEMPERATURE
Reference level =-20.00 °C
Range =100.00 °C

[Channel 3 from data header]

Identification =1: CONDUCTIVITY

Reference level =0.00 mS/cm
Range =120.00 mS/cm

[Data]

1973

Date/time	Water head[m]	Temperature[°C]	1:Conductivity[mS/cm]
09/04/2011 06:00	0.643	9.54	0.81
09/04/2011 07:00	0.596	9.59	0.81
09/04/2011 08:00	0.547	9.45	0.8
09/04/2011 09:00	0.514	9.41	0.8
09/04/2011 10:00	0.515	9.39	0.8
09/04/2011 11:00	0.535	9.58	0.81
09/04/2011 12:00	0.561	9.49	0.8
09/04/2011 13:00	0.592	9.61	0.81
09/04/2011 14:00	0.63	9.51	0.81
09/04/2011 15:00	0.659	9.56	0.81
09/04/2011 16:00	0.668	9.54	0.81
09/04/2011 17:00	0.658	9.56	0.81
09/04/2011 18:00	0.627	9.5	0.81
09/04/2011 19:00	0.586	9.56	0.81
09/04/2011 20:00	0.54	9.55	0.81
09/04/2011 21:00	0.506	9.54	0.81
09/04/2011 22:00	0.494	9.6	0.81
09/04/2011 23:00	0.513	9.49	0.81
10/04/2011 00:00	0.538	9.58	0.81
10/04/2011 01:00	0.569	9.39	0.8
10/04/2011 02:00	0.607	9.54	0.81
10/04/2011 03:00	0.643	9.51	0.81
10/04/2011 04:00	0.668	9.51	0.81
10/04/2011 05:00	0.669	9.39	0.8
10/04/2011 06:00	0.643	9.57	0.81
10/04/2011 07:00	0.6	9.49	0.81
10/04/2011 08:00	0.554	9.35	0.8
10/04/2011 09:00	0.517	9.49	0.81
10/04/2011 10:00	0.494	9.56	0.81
10/04/2011 11:00	0.504	9.4	0.8
10/04/2011 12:00	0.525	9.58	0.81
10/04/2011 13:00	0.555	9.43	0.8
10/04/2011 14:00	0.585	9.5	0.81
10/04/2011 15:00	0.626	9.52	0.81
10/04/2011 16:00	0.649	9.48	0.81
10/04/2011 17:00	0.66	9.5	0.81
10/04/2011 18:00	0.646	9.46	0.81
10/04/2011 19:00	0.611	9.47	0.81
10/04/2011 20:00	0.57	9.48	0.81
10/04/2011 21:00	0.53	9.5	0.81
10/04/2011 22:00	0.5	9.5	0.81
10/04/2011 23:00	0.493	9.58	0.81
11/04/2011 00:00	0.504	9.51	0.81
11/04/2011 01:00	0.531	9.56	0.81
11/04/2011 02:00	0.561	9.58	0.81
11/04/2011 03:00	0.598	9.52	0.81
11/04/2011 04:00	0.63	9.57	0.81
11/04/2011 05:00	0.656	9.57	0.81
11/04/2011 06:00	0.654	9.52	0.81
11/04/2011 07:00	0.629	9.54	0.81
11/04/2011 08:00	0.59	9.6	0.81
11/04/2011 09:00	0.555	9.47	0.81

11/04/2011 10:00	0.523	9.5	0.81
11/04/2011 11:00	0.51	9.4	0.8
11/04/2011 12:00	0.479	9.43	0.81
11/04/2011 13:00	0.533	9.54	0.81
11/04/2011 14:00	0.565	9.46	0.81
11/04/2011 15:00	0.603	9.65	0.81
11/04/2011 16:00	0.636	9.45	0.81
11/04/2011 17:00	0.663	9.52	0.81
11/04/2011 18:00	0.668	9.6	0.81
11/04/2011 19:00	0.647	9.58	0.81
11/04/2011 20:00	0.616	9.63	0.81
11/04/2011 21:00	0.58	9.59	0.81
11/04/2011 22:00	0.543	9.63	0.81
11/04/2011 23:00	0.516	9.54	0.81
12/04/2011 00:00	0.512	9.54	0.81
12/04/2011 01:00	0.521	9.41	0.8
12/04/2011 02:00	0.542	9.51	0.81
12/04/2011 03:00	0.576	9.53	0.81
12/04/2011 04:00	0.618	9.46	0.81
12/04/2011 05:00	0.654	9.44	0.81
12/04/2011 06:00	0.68	9.61	0.81
12/04/2011 07:00	0.689	9.47	0.81
12/04/2011 08:00	0.665	9.56	0.81
12/04/2011 09:00	0.635	9.54	0.81
12/04/2011 10:00	0.548	9.58	0.81
12/04/2011 11:00	0.571	9.61	0.81
12/04/2011 12:00	0.559	9.6	0.81
12/04/2011 13:00	0.558	9.51	0.81
12/04/2011 14:00	0.534	9.61	0.81
12/04/2011 15:00	0.589	9.65	0.81
12/04/2011 16:00	0.622	9.57	0.81
12/04/2011 17:00	0.653	9.51	0.81
12/04/2011 18:00	0.674	9.46	0.81
12/04/2011 19:00	0.68	9.49	0.81
12/04/2011 20:00	0.667	9.61	0.81
12/04/2011 21:00	0.634	9.54	0.81
12/04/2011 22:00	0.594	9.56	0.81
12/04/2011 23:00	0.554	9.56	0.81
13/04/2011 00:00	0.522	9.57	0.81
13/04/2011 01:00	0.501	9.54	0.81
13/04/2011 02:00	0.497	9.6	0.81
13/04/2011 03:00	0.516	9.43	0.81
13/04/2011 04:00	0.545	9.64	0.81
13/04/2011 05:00	0.58	9.6	0.81
13/04/2011 06:00	0.615	9.41	0.81
13/04/2011 07:00	0.641	9.57	0.81
13/04/2011 08:00	0.651	9.46	0.81
13/04/2011 09:00	0.634	9.48	0.81
13/04/2011 10:00	0.611	9.52	0.81
13/04/2011 11:00	0.579	9.59	0.81
13/04/2011 12:00	0.542	9.49	0.81
13/04/2011 13:00	0.526	9.58	0.81
13/04/2011 14:00	0.518	9.59	0.81
13/04/2011 15:00	0.524	9.64	0.81
13/04/2011 16:00	0.533	9.53	0.81
13/04/2011 17:00	0.571	9.54	0.81
13/04/2011 18:00	0.608	9.56	0.81
13/04/2011 19:00	0.634	9.57	0.81
13/04/2011 20:00	0.651	9.51	0.81

13/04/2011 21:00	0.647	9.53	0.81
13/04/2011 22:00	0.621	9.6	0.81
13/04/2011 23:00	0.584	9.54	0.81
14/04/2011 00:00	0.546	9.6	0.81
14/04/2011 01:00	0.507	9.61	0.81
14/04/2011 02:00	0.486	9.57	0.81
14/04/2011 03:00	0.485	9.54	0.81
14/04/2011 04:00	0.507	9.61	0.81
14/04/2011 05:00	0.539	9.44	0.81
14/04/2011 06:00	0.581	9.48	0.81
14/04/2011 07:00	0.621	9.55	0.81
14/04/2011 08:00	0.66	9.53	0.81
14/04/2011 09:00	0.676	9.57	0.81
14/04/2011 10:00	0.658	9.46	0.81
14/04/2011 11:00	0.647	9.58	0.81
14/04/2011 12:00	0.616	9.64	0.81
14/04/2011 13:00	0.578	9.49	0.81
14/04/2011 14:00	0.548	9.62	0.81
14/04/2011 15:00	0.501	9.61	0.81
14/04/2011 16:00	0.525	9.53	0.81
14/04/2011 17:00	0.56	9.6	0.81
14/04/2011 18:00	0.601	9.63	0.81
14/04/2011 19:00	0.633	9.51	0.81
14/04/2011 20:00	0.659	9.66	0.81
14/04/2011 21:00	0.675	9.65	0.81
14/04/2011 22:00	0.673	9.54	0.81
14/04/2011 23:00	0.647	9.51	0.81
15/04/2011 00:00	0.607	9.61	0.81
15/04/2011 01:00	0.564	9.6	0.81
15/04/2011 02:00	0.517	9.6	0.81
15/04/2011 03:00	0.485	9.57	0.81
15/04/2011 04:00	0.477	9.49	0.81
15/04/2011 05:00	0.495	9.65	0.81
15/04/2011 06:00	0.529	9.65	0.81
15/04/2011 07:00	0.566	9.53	0.81
15/04/2011 08:00	0.61	9.53	0.81
15/04/2011 09:00	0.624	9.61	0.81
15/04/2011 10:00	0.665	9.59	0.81
15/04/2011 11:00	0.661	9.58	0.81
15/04/2011 12:00	0.624	9.61	0.81
15/04/2011 13:00	0.585	9.61	0.81
15/04/2011 14:00	0.542	9.65	0.82
15/04/2011 15:00	0.504	9.57	0.81
15/04/2011 16:00	0.486	9.58	0.81
15/04/2011 17:00	0.497	9.57	0.81
15/04/2011 18:00	0.531	9.65	0.82
15/04/2011 19:00	0.57	9.69	0.82
15/04/2011 20:00	0.608	9.61	0.81
15/04/2011 21:00	0.64	9.61	0.81
15/04/2011 22:00	0.658	9.63	0.81
15/04/2011 23:00	0.659	9.62	0.81
16/04/2011 00:00	0.634	9.44	0.81
16/04/2011 01:00	0.588	9.43	0.81
16/04/2011 02:00	0.535	9.5	0.81
16/04/2011 03:00	0.487	9.5	0.81
16/04/2011 04:00	0.453	9.55	0.81
16/04/2011 05:00	0.46	9.47	0.81
16/04/2011 06:00	0.487	9.63	0.82
16/04/2011 07:00	0.529	9.63	0.82

16/04/2011 08:00	0.569	9.68	0.82
16/04/2011 09:00	0.617	9.57	0.81
16/04/2011 10:00	0.652	9.51	0.81
16/04/2011 11:00	0.672	9.65	0.82
16/04/2011 12:00	0.668	9.65	0.82
16/04/2011 13:00	0.633	9.55	0.81
16/04/2011 14:00	0.587	9.62	0.82
16/04/2011 15:00	0.54	9.51	0.81
16/04/2011 16:00	0.499	9.62	0.82
16/04/2011 17:00	0.487	9.57	0.82
16/04/2011 18:00	0.512	9.51	0.81
16/04/2011 19:00	0.559	9.54	0.81
16/04/2011 20:00	0.601	9.62	0.82
16/04/2011 21:00	0.65	9.64	0.82
16/04/2011 22:00	0.68	9.49	0.81
16/04/2011 23:00	0.682	9.61	0.82
17/04/2011 00:00	0.68	9.58	0.82
17/04/2011 01:00	0.646	9.58	0.82
17/04/2011 02:00	0.589	9.54	0.81
17/04/2011 03:00	0.532	9.64	0.82
17/04/2011 04:00	0.479	9.56	0.81
17/04/2011 05:00	0.452	9.57	0.82
17/04/2011 06:00	0.455	9.51	0.81
17/04/2011 07:00	0.495	9.55	0.81
17/04/2011 08:00	0.534	9.53	0.81
17/04/2011 09:00	0.574	9.66	0.82
17/04/2011 10:00	0.623	9.56	0.82
17/04/2011 11:00	0.657	9.62	0.82
17/04/2011 12:00	0.676	9.56	0.82
17/04/2011 13:00	0.661	9.66	0.82
17/04/2011 14:00	0.616	9.57	0.82
17/04/2011 15:00	0.564	9.62	0.82
17/04/2011 16:00	0.514	9.65	0.82
17/04/2011 17:00	0.477	9.61	0.82
17/04/2011 18:00	0.487	9.61	0.82
17/04/2011 19:00	0.524	9.55	0.82
17/04/2011 20:00	0.567	9.65	0.82
17/04/2011 21:00	0.611	9.52	0.81
17/04/2011 22:00	0.657	9.59	0.82
17/04/2011 23:00	0.691	9.53	0.82
18/04/2011 00:00	0.699	9.51	0.81
18/04/2011 01:00	0.687	9.61	0.82
18/04/2011 02:00	0.643	9.58	0.82
18/04/2011 03:00	0.583	9.54	0.82
18/04/2011 04:00	0.522	9.48	0.81
18/04/2011 05:00	0.468	9.62	0.82
18/04/2011 06:00	0.437	9.62	0.82
18/04/2011 07:00	0.46	9.62	0.82
18/04/2011 08:00	0.5	9.58	0.82
18/04/2011 09:00	0.539	9.58	0.82
18/04/2011 10:00	0.587	9.57	0.82
18/04/2011 11:00	0.639	9.59	0.82
18/04/2011 12:00	0.653	9.69	0.82
18/04/2011 13:00	0.678	9.56	0.82
18/04/2011 14:00	0.65	9.67	0.82
18/04/2011 15:00	0.597	9.62	0.82
18/04/2011 16:00	0.549	9.61	0.82
18/04/2011 17:00	0.497	9.61	0.82
18/04/2011 18:00	0.469	9.65	0.82

18/04/2011 19:00	0.487	9.6	0.82
18/04/2011 20:00	0.527	9.67	0.82
18/04/2011 21:00	0.571	9.67	0.82
18/04/2011 22:00	0.624	9.64	0.82
18/04/2011 23:00	0.674	9.57	0.82
19/04/2011 00:00	0.699	9.56	0.82
19/04/2011 01:00	0.703	9.52	0.82
19/04/2011 02:00	0.688	9.53	0.82
19/04/2011 03:00	0.631	9.65	0.82
19/04/2011 04:00	0.569	9.48	0.82
19/04/2011 05:00	0.506	9.62	0.82
19/04/2011 06:00	0.452	9.61	0.82
19/04/2011 07:00	0.434	9.49	0.82
19/04/2011 08:00	0.463	9.49	0.82
19/04/2011 09:00	0.5	9.46	0.82
19/04/2011 10:00	0.542	9.5	0.82
19/04/2011 11:00	0.594	9.48	0.82
19/04/2011 12:00	0.642	9.48	0.82
19/04/2011 13:00	0.672	9.49	0.82
19/04/2011 14:00	0.674	9.55	0.82
19/04/2011 15:00	0.638	9.65	0.82
19/04/2011 16:00	0.585	9.66	0.83
19/04/2011 17:00	0.539	9.54	0.82
19/04/2011 18:00	0.492	9.54	0.82
19/04/2011 19:00	0.469	9.51	0.82
19/04/2011 20:00	0.502	9.56	0.82
19/04/2011 21:00	0.546	9.55	0.82
19/04/2011 22:00	0.594	9.53	0.82
19/04/2011 23:00	0.65	9.49	0.82
20/04/2011 00:00	0.697	9.73	0.83
20/04/2011 01:00	0.723	9.65	0.82
20/04/2011 02:00	0.729	9.65	0.82
20/04/2011 03:00	0.699	9.6	0.82
20/04/2011 04:00	0.644	9.63	0.82
20/04/2011 05:00	0.583	9.62	0.82
20/04/2011 06:00	0.524	9.66	0.82
20/04/2011 07:00	0.474	9.54	0.82
20/04/2011 08:00	0.467	9.49	0.82
20/04/2011 09:00	0.493	9.63	0.82
20/04/2011 10:00	0.532	9.61	0.82
20/04/2011 11:00	0.582	9.68	0.83
20/04/2011 12:00	0.642	9.72	0.83
20/04/2011 13:00	0.676	9.68	0.83
20/04/2011 14:00	0.689	9.62	0.82
20/04/2011 15:00	0.677	9.65	0.82
20/04/2011 16:00	0.635	9.6	0.82
20/04/2011 17:00	0.58	9.64	0.83
20/04/2011 18:00	0.522	9.64	0.82
20/04/2011 19:00	0.475	9.68	0.83
20/04/2011 20:00	0.459	9.58	0.82
20/04/2011 21:00	0.49	9.65	0.83
20/04/2011 22:00	0.532	9.57	0.82
20/04/2011 23:00	0.578	9.6	0.82
21/04/2011 00:00	0.636	9.47	0.82
21/04/2011 01:00	0.683	9.69	0.83
21/04/2011 02:00	0.703	9.71	0.83
21/04/2011 03:00	0.711	9.58	0.82
21/04/2011 04:00	0.674	9.66	0.83
21/04/2011 05:00	0.616	9.63	0.83

21/04/2011 06:00	0.561	9.52	0.82
21/04/2011 07:00	0.505	9.59	0.82
21/04/2011 08:00	0.472	9.58	0.83
21/04/2011 09:00	0.479	9.48	0.82
21/04/2011 10:00	0.518	9.59	0.83
21/04/2011 11:00	0.55	9.58	0.83
21/04/2011 12:00	0.599	9.53	0.82
21/04/2011 13:00	0.649	9.61	0.83
21/04/2011 14:00	0.672	9.58	0.83
21/04/2011 15:00	0.688	9.69	0.83
21/04/2011 16:00	0.668	9.65	0.83
21/04/2011 17:00	0.619	9.7	0.83
21/04/2011 18:00	0.573	9.58	0.83
21/04/2011 19:00	0.52	9.55	0.83
21/04/2011 20:00	0.475	9.57	0.83
21/04/2011 21:00	0.47	9.67	0.83
21/04/2011 22:00	0.511	9.74	0.83
21/04/2011 23:00	0.55	9.7	0.83
22/04/2011 00:00	0.596	9.73	0.83
22/04/2011 01:00	0.649	9.59	0.83
22/04/2011 02:00	0.688	9.67	0.83
22/04/2011 03:00	0.712	9.54	0.83
22/04/2011 04:00	0.708	9.58	0.83
22/04/2011 05:00	0.668	9.59	0.83
22/04/2011 06:00	0.615	9.61	0.83
22/04/2011 07:00	0.562	9.66	0.83
22/04/2011 08:00	0.511	9.62	0.83
22/04/2011 09:00	0.487	9.71	0.83
22/04/2011 10:00	0.495	9.59	0.83
22/04/2011 11:00	0.533	9.7	0.83
22/04/2011 12:00	0.565	9.6	0.83
22/04/2011 13:00	0.612	9.66	0.83
22/04/2011 14:00	0.65	9.57	0.83
22/04/2011 15:00	0.673	9.64	0.83
22/04/2011 16:00	0.679	9.62	0.83
22/04/2011 17:00	0.645	9.65	0.83
22/04/2011 18:00	0.601	9.69	0.83
22/04/2011 19:00	0.55	9.71	0.83
22/04/2011 20:00	0.505	9.73	0.83
22/04/2011 21:00	0.469	9.52	0.83
22/04/2011 22:00	0.469	9.57	0.83
22/04/2011 23:00	0.497	9.72	0.83
23/04/2011 00:00	0.529	9.75	0.83
23/04/2011 01:00	0.576	9.47	0.83
23/04/2011 02:00	0.627	9.6	0.83
23/04/2011 03:00	0.661	9.67	0.83
23/04/2011 04:00	0.688	9.71	0.83
23/04/2011 05:00	0.677	9.67	0.83
23/04/2011 06:00	0.642	9.66	0.83
23/04/2011 07:00	0.596	9.66	0.83
23/04/2011 08:00	0.544	9.65	0.83
23/04/2011 09:00	0.5	9.58	0.83
23/04/2011 10:00	0.485	9.66	0.83
23/04/2011 11:00	0.506	9.74	0.83
23/04/2011 12:00	0.54	9.6	0.83
23/04/2011 13:00	0.573	9.57	0.83
23/04/2011 14:00	0.617	9.72	0.83
23/04/2011 15:00	0.651	9.59	0.83
23/04/2011 16:00	0.666	9.73	0.84

23/04/2011 17:00	0.666	9.68	0.83
23/04/2011 18:00	0.636	9.69	0.83
23/04/2011 19:00	0.59	9.66	0.83
23/04/2011 20:00	0.537	9.77	0.84
23/04/2011 21:00	0.494	9.7	0.83
23/04/2011 22:00	0.47	9.73	0.84
23/04/2011 23:00	0.474	9.67	0.83
24/04/2011 00:00	0.498	9.61	0.83
24/04/2011 01:00	0.531	9.76	0.84
24/04/2011 02:00	0.574	9.76	0.84
24/04/2011 03:00	0.618	9.71	0.84
24/04/2011 04:00	0.66	9.72	0.84
24/04/2011 05:00	0.682	9.63	0.83
24/04/2011 06:00	0.672	9.68	0.83
24/04/2011 07:00	0.64	9.74	0.84
24/04/2011 08:00	0.596	9.71	0.84
24/04/2011 09:00	0.557	9.6	0.83
24/04/2011 10:00	0.529	9.69	0.84
24/04/2011 11:00	0.523	9.58	0.83
24/04/2011 12:00	0.545	9.69	0.84
24/04/2011 13:00	0.568	9.65	0.83
24/04/2011 14:00	0.601	9.55	0.83
24/04/2011 15:00	0.639	9.62	0.83
24/04/2011 16:00	0.668	9.71	0.84
24/04/2011 17:00	0.676	9.55	0.83
24/04/2011 18:00	0.667	9.65	0.84
24/04/2011 19:00	0.635	9.69	0.84
24/04/2011 20:00	0.59	9.74	0.84
24/04/2011 21:00	0.541	9.62	0.83
24/04/2011 22:00	0.501	9.65	0.84
24/04/2011 23:00	0.48	9.71	0.84
25/04/2011 00:00	0.48	9.57	0.83
25/04/2011 01:00	0.494	9.73	0.84
25/04/2011 02:00	0.523	9.75	0.84
25/04/2011 03:00	0.562	9.74	0.84
25/04/2011 04:00	0.602	9.64	0.84
25/04/2011 05:00	0.644	9.72	0.84
25/04/2011 06:00	0.667	9.76	0.84
25/04/2011 07:00	0.661	9.76	0.84
25/04/2011 08:00	0.634	9.72	0.84
25/04/2011 09:00	0.597	9.72	0.84
25/04/2011 10:00	0.56	9.57	0.83
25/04/2011 11:00	0.535	9.65	0.84
25/04/2011 12:00	0.523	9.71	0.84
25/04/2011 13:00	0.535	9.73	0.84
25/04/2011 14:00	0.556	9.69	0.84
25/04/2011 15:00	0.584	9.68	0.84
25/04/2011 16:00	0.614	9.72	0.84
25/04/2011 17:00	0.636	9.68	0.84
25/04/2011 18:00	0.651	9.62	0.84
25/04/2011 19:00	0.653	9.76	0.84
25/04/2011 20:00	0.621	9.66	0.84
25/04/2011 21:00	0.585	9.7	0.84
25/04/2011 22:00	0.544	9.65	0.84
25/04/2011 23:00	0.507	9.81	0.84
26/04/2011 00:00	0.485	9.65	0.84
26/04/2011 01:00	0.479	9.77	0.84
26/04/2011 02:00	0.493	9.76	0.84
26/04/2011 03:00	0.514	9.75	0.84

26/04/2011 04:00	0.551	9.76	0.84
26/04/2011 05:00	0.59	9.65	0.84
26/04/2011 06:00	0.623	9.76	0.84
26/04/2011 07:00	0.65	9.74	0.84
26/04/2011 08:00	0.652	9.74	0.84
26/04/2011 09:00	0.634	9.65	0.84
26/04/2011 10:00	0.604	9.62	0.84
26/04/2011 11:00	0.573	9.67	0.84
26/04/2011 12:00	0.545	9.57	0.84
26/04/2011 13:00	0.533	9.63	0.84
26/04/2011 14:00	0.541	9.65	0.84
26/04/2011 15:00	0.559	9.69	0.84
26/04/2011 16:00	0.586	9.76	0.84
26/04/2011 17:00	0.617	9.77	0.84
26/04/2011 18:00	0.641	9.8	0.84
26/04/2011 19:00	0.653	9.66	0.84
26/04/2011 20:00	0.648	9.76	0.84
26/04/2011 21:00	0.629	9.67	0.84
26/04/2011 22:00	0.597	9.71	0.84
26/04/2011 23:00	0.562	9.58	0.84
27/04/2011 00:00	0.526	9.6	0.84
27/04/2011 01:00	0.497	9.75	0.84
27/04/2011 02:00	0.483	9.6	0.84
27/04/2011 03:00	0.485	9.74	0.84
27/04/2011 04:00	0.51	9.58	0.84
27/04/2011 05:00	0.541	9.71	0.84
27/04/2011 06:00	0.578	9.75	0.84
27/04/2011 07:00	0.615	9.78	0.84
27/04/2011 08:00	0.648	9.81	0.84
27/04/2011 09:00	0.654	9.65	0.84
27/04/2011 10:00	0.637	9.77	0.84
27/04/2011 11:00	0.616	9.73	0.84
27/04/2011 12:00	0.588	9.77	0.84
27/04/2011 13:00	0.563	9.64	0.84
27/04/2011 14:00	0.541	9.72	0.84
27/04/2011 15:00	0.542	9.66	0.84
27/04/2011 16:00	0.564	9.77	0.84
27/04/2011 17:00	0.588	9.71	0.84
27/04/2011 18:00	0.621	9.7	0.84
27/04/2011 19:00	0.644	9.8	0.84
27/04/2011 20:00	0.662	9.74	0.84
27/04/2011 21:00	0.662	9.74	0.84
27/04/2011 22:00	0.645	9.69	0.84
27/04/2011 23:00	0.616	9.7	0.84
28/04/2011 00:00	0.578	9.75	0.84
28/04/2011 01:00	0.539	9.68	0.84
28/04/2011 02:00	0.508	9.64	0.84
28/04/2011 03:00	0.496	9.76	0.84
28/04/2011 04:00	0.502	9.74	0.84
28/04/2011 05:00	0.519	9.67	0.84
28/04/2011 06:00	0.553	9.7	0.84
28/04/2011 07:00	0.59	9.63	0.84
28/04/2011 08:00	0.625	9.82	0.84
28/04/2011 09:00	0.659	9.74	0.84
28/04/2011 10:00	0.673	9.74	0.84
28/04/2011 11:00	0.661	9.79	0.84
28/04/2011 12:00	0.635	9.75	0.84
28/04/2011 13:00	0.602	9.75	0.84
28/04/2011 14:00	0.569	9.7	0.84

28/04/2011 15:00	0.552	9.6	0.84
28/04/2011 16:00	0.56	9.76	0.84
28/04/2011 17:00	0.581	9.83	0.84
28/04/2011 18:00	0.607	9.8	0.84
28/04/2011 19:00	0.639	9.67	0.84
28/04/2011 20:00	0.669	9.71	0.84
28/04/2011 21:00	0.681	9.73	0.84
28/04/2011 22:00	0.681	9.8	0.84
28/04/2011 23:00	0.664	9.82	0.84
29/04/2011 00:00	0.63	9.78	0.84
29/04/2011 01:00	0.591	9.82	0.84
29/04/2011 02:00	0.549	9.72	0.84
29/04/2011 03:00	0.519	9.82	0.84
29/04/2011 04:00	0.5	9.72	0.84
29/04/2011 05:00	0.508	9.74	0.84
29/04/2011 06:00	0.533	9.74	0.84
29/04/2011 07:00	0.562	9.56	0.84
29/04/2011 08:00	0.598	9.75	0.84
29/04/2011 09:00	0.633	9.67	0.84
29/04/2011 10:00	0.657	9.67	0.84
29/04/2011 11:00	0.662	9.68	0.84
29/04/2011 12:00	0.648	9.64	0.84
29/04/2011 13:00	0.619	9.61	0.84
29/04/2011 14:00	0.584	9.71	0.84
29/04/2011 15:00	0.552	9.76	0.85
29/04/2011 16:00	0.537	9.78	0.85
29/04/2011 17:00	0.549	9.67	0.84
29/04/2011 18:00	0.573	9.63	0.84
29/04/2011 19:00	0.61	9.74	0.85
29/04/2011 20:00	0.641	9.79	0.85
29/04/2011 21:00	0.671	9.78	0.85
29/04/2011 22:00	0.687	9.84	0.85
29/04/2011 23:00	0.689	9.8	0.85
30/04/2011 00:00	0.667	9.75	0.85
30/04/2011 01:00	0.628	9.8	0.85
30/04/2011 02:00	0.586	9.83	0.85
30/04/2011 03:00	0.541	9.73	0.85
30/04/2011 04:00	0.514	9.74	0.85
30/04/2011 05:00	0.503	9.8	0.85
30/04/2011 06:00	0.52	9.74	0.85
30/04/2011 07:00	0.546	9.82	0.85
30/04/2011 08:00	0.578	9.75	0.85
30/04/2011 09:00	0.614	9.86	0.85
30/04/2011 10:00	0.648	9.78	0.85
30/04/2011 11:00	0.674	9.81	0.85
30/04/2011 12:00	0.672	9.78	0.85
30/04/2011 13:00	0.64	9.79	0.85
30/04/2011 14:00	0.605	9.67	0.84
30/04/2011 15:00	0.565	9.78	0.85
30/04/2011 16:00	0.539	9.85	0.85
30/04/2011 17:00	0.535	9.69	0.85
30/04/2011 18:00	0.555	9.79	0.85
30/04/2011 19:00	0.588	9.73	0.85
30/04/2011 20:00	0.623	9.84	0.85
30/04/2011 21:00	0.66	9.83	0.85
30/04/2011 22:00	0.682	9.88	0.85
30/04/2011 23:00	0.697	9.81	0.85
01/05/2011 00:00	0.692	9.82	0.85
01/05/2011 01:00	0.658	9.77	0.85

01/05/2011 02:00	0.616	9.83	0.85
01/05/2011 03:00	0.57	9.83	0.85
01/05/2011 04:00	0.532	9.8	0.85
01/05/2011 05:00	0.507	9.82	0.85
01/05/2011 06:00	0.507	9.64	0.84
01/05/2011 07:00	0.536	9.81	0.85
01/05/2011 08:00	0.561	9.81	0.85
01/05/2011 09:00	0.597	9.79	0.85
01/05/2011 10:00	0.635	9.84	0.85
01/05/2011 11:00	0.668	9.7	0.84
01/05/2011 12:00	0.681	9.84	0.85
01/05/2011 13:00	0.665	9.84	0.85
01/05/2011 14:00	0.63	9.85	0.85
01/05/2011 15:00	0.587	9.78	0.85
01/05/2011 16:00	0.552	9.81	0.85
01/05/2011 17:00	0.522	9.74	0.85
01/05/2011 18:00	0.532	9.84	0.85
01/05/2011 19:00	0.564	9.79	0.85
01/05/2011 20:00	0.6	9.79	0.85
01/05/2011 21:00	0.636	9.75	0.85
01/05/2011 22:00	0.677	9.85	0.85
01/05/2011 23:00	0.701	9.8	0.85
02/05/2011 00:00	0.707	9.81	0.85
02/05/2011 01:00	0.692	9.79	0.85
02/05/2011 02:00	0.652	9.85	0.85
02/05/2011 03:00	0.606	9.84	0.85
02/05/2011 04:00	0.557	9.86	0.85
02/05/2011 05:00	0.516	9.73	0.85
02/05/2011 06:00	0.504	9.77	0.85
02/05/2011 07:00	0.515	9.72	0.85
02/05/2011 08:00	0.543	9.88	0.85
02/05/2011 09:00	0.578	9.82	0.85
02/05/2011 10:00	0.617	9.86	0.85
02/05/2011 11:00	0.652	9.86	0.85
02/05/2011 12:00	0.673	9.85	0.85
02/05/2011 13:00	0.675	9.88	0.85
02/05/2011 14:00	0.647	9.77	0.85
02/05/2011 15:00	0.601	9.82	0.85
02/05/2011 16:00	0.561	9.8	0.85
02/05/2011 17:00	0.524	9.88	0.85
02/05/2011 18:00	0.512	9.73	0.85
02/05/2011 19:00	0.537	9.83	0.85
02/05/2011 20:00	0.572	9.77	0.85
02/05/2011 21:00	0.608	9.8	0.85
02/05/2011 22:00	0.648	9.8	0.85
02/05/2011 23:00	0.683	9.83	0.85
03/05/2011 00:00	0.693	9.81	0.85
03/05/2011 01:00	0.695	9.69	0.84
03/05/2011 02:00	0.668	9.82	0.85
03/05/2011 03:00	0.619	9.79	0.85
03/05/2011 04:00	0.568	9.73	0.85
03/05/2011 05:00	0.522	9.74	0.85
03/05/2011 06:00	0.49	9.83	0.85
03/05/2011 07:00	0.497	9.86	0.85
03/05/2011 08:00	0.524	9.82	0.85
03/05/2011 09:00	0.557	9.85	0.85
03/05/2011 10:00	0.594	9.84	0.85
03/05/2011 11:00	0.638	9.84	0.85
03/05/2011 12:00	0.663	9.8	0.85

03/05/2011 13:00	0.676	9.91	0.85
03/05/2011 14:00	0.66	9.87	0.85
03/05/2011 15:00	0.621	9.86	0.85
03/05/2011 16:00	0.573	9.81	0.85
03/05/2011 17:00	0.526	9.88	0.85
03/05/2011 18:00	0.492	9.84	0.85
03/05/2011 19:00	0.499	9.83	0.85
03/05/2011 20:00	0.529	9.89	0.85
03/05/2011 21:00	0.568	9.85	0.85
03/05/2011 22:00	0.61	9.85	0.85
03/05/2011 23:00	0.653	9.88	0.85
04/05/2011 00:00	0.681	9.87	0.85
04/05/2011 01:00	0.697	9.89	0.85
04/05/2011 02:00	0.689	9.85	0.85
04/05/2011 03:00	0.647	9.77	0.85
04/05/2011 04:00	0.596	9.74	0.85
04/05/2011 05:00	0.551	9.85	0.85
04/05/2011 06:00	0.508	9.84	0.85
04/05/2011 07:00	0.493	9.83	0.85
04/05/2011 08:00	0.512	9.86	0.85
04/05/2011 09:00	0.541	9.75	0.85
04/05/2011 10:00	0.58	9.85	0.85
04/05/2011 11:00	0.618	9.84	0.85
04/05/2011 12:00	0.659	9.87	0.85
04/05/2011 13:00	0.677	9.88	0.85
04/05/2011 14:00	0.677	9.9	0.85
04/05/2011 15:00	0.643	9.76	0.85
04/05/2011 16:00	0.6	9.78	0.85
04/05/2011 17:00	0.547	9.84	0.85
04/05/2011 18:00	0.5	9.84	0.85
04/05/2011 19:00	0.481	9.86	0.85
04/05/2011 20:00	0.498	9.73	0.85
04/05/2011 21:00	0.527	9.87	0.85
04/05/2011 22:00	0.563	9.82	0.85
04/05/2011 23:00	0.606	9.89	0.85
05/05/2011 00:00	0.641	9.86	0.85
05/05/2011 01:00	0.669	9.88	0.85
05/05/2011 02:00	0.675	9.86	0.85
05/05/2011 03:00	0.649	9.84	0.85
05/05/2011 04:00	0.604	9.88	0.85
05/05/2011 05:00	0.555	9.8	0.85
05/05/2011 06:00	0.507	9.83	0.85
05/05/2011 07:00	0.476	9.81	0.85
05/05/2011 08:00	0.48	9.78	0.85
05/05/2011 09:00	0.5	9.85	0.85
05/05/2011 10:00	0.532	9.85	0.85
05/05/2011 11:00	0.574	9.74	0.85
05/05/2011 12:00	0.614	9.81	0.85
05/05/2011 13:00	0.643	9.83	0.85
05/05/2011 14:00	0.653	9.86	0.85
05/05/2011 15:00	0.641	9.82	0.85
05/05/2011 16:00	0.599	9.86	0.85
05/05/2011 17:00	0.553	9.85	0.85
05/05/2011 18:00	0.504	9.75	0.85
05/05/2011 19:00	0.468	9.81	0.85
05/05/2011 20:00	0.46	9.77	0.85
05/05/2011 21:00	0.479	9.86	0.85
05/05/2011 22:00	0.514	9.86	0.85
05/05/2011 23:00	0.551	9.87	0.85

06/05/2011 00:00	0.592	9.86	0.85
06/05/2011 01:00	0.629	9.91	0.86
06/05/2011 02:00	0.651	9.88	0.85
06/05/2011 03:00	0.651	9.88	0.85
06/05/2011 04:00	0.613	9.89	0.85
06/05/2011 05:00	0.567	9.87	0.85
06/05/2011 06:00	0.519	9.78	0.85
06/05/2011 07:00	0.477	9.91	0.86
06/05/2011 08:00	0.459	9.81	0.85
06/05/2011 09:00	0.477	9.86	0.85
06/05/2011 10:00	0.508	9.89	0.85
06/05/2011 11:00	0.54	9.8	0.85
06/05/2011 12:00	0.583	9.87	0.85
06/05/2011 13:00	0.624	9.79	0.85
06/05/2011 14:00	0.64	9.89	0.85
06/05/2011 15:00	0.644	9.84	0.85
06/05/2011 16:00	0.616	9.85	0.85
06/05/2011 17:00	0.569	9.86	0.85
06/05/2011 18:00	0.522	9.84	0.85
06/05/2011 19:00	0.48	9.78	0.85
06/05/2011 20:00	0.454	9.86	0.85
06/05/2011 21:00	0.462	9.9	0.86
06/05/2011 22:00	0.487	9.91	0.86
06/05/2011 23:00	0.524	9.86	0.85
07/05/2011 00:00	0.567	9.88	0.85
07/05/2011 01:00	0.609	9.9	0.86
07/05/2011 02:00	0.644	9.86	0.85
07/05/2011 03:00	0.661	9.85	0.85
07/05/2011 04:00	0.642	9.86	0.85
07/05/2011 05:00	0.598	9.92	0.86
07/05/2011 06:00	0.555	9.83	0.85
07/05/2011 07:00	0.512	9.88	0.85
07/05/2011 08:00	0.478	9.82	0.85
07/05/2011 09:00	0.475	9.89	0.86
07/05/2011 10:00	0.505	9.8	0.85
07/05/2011 11:00	0.535	9.83	0.85
07/05/2011 12:00	0.579	9.87	0.85
07/05/2011 13:00	0.617	9.86	0.85
07/05/2011 14:00	0.644	9.91	0.86
07/05/2011 15:00	0.658	9.88	0.86
07/05/2011 16:00	0.648	9.87	0.85
07/05/2011 17:00	0.611	9.89	0.86
07/05/2011 18:00	0.564	9.87	0.85
07/05/2011 19:00	0.519	9.78	0.85
07/05/2011 20:00	0.472	9.78	0.85
07/05/2011 21:00	0.46	9.8	0.85
07/05/2011 22:00	0.48	9.93	0.86
07/05/2011 23:00	0.503	9.91	0.86
08/05/2011 00:00	0.541	9.89	0.86
08/05/2011 01:00	0.585	9.91	0.86
08/05/2011 02:00	0.627	9.92	0.86
08/05/2011 03:00	0.657	9.86	0.85
08/05/2011 04:00	0.663	9.91	0.86
08/05/2011 05:00	0.631	9.91	0.86
08/05/2011 06:00	0.584	9.82	0.85
08/05/2011 07:00	0.539	9.92	0.86
08/05/2011 08:00	0.501	9.93	0.86
08/05/2011 09:00	0.476	9.91	0.86
08/05/2011 10:00	0.477	9.85	0.85

08/05/2011 11:00	0.493	9.89	0.86
08/05/2011 12:00	0.528	9.76	0.85
08/05/2011 13:00	0.558	9.78	0.85
08/05/2011 14:00	0.59	9.93	0.86
08/05/2011 15:00	0.61	9.96	0.86
08/05/2011 16:00	0.617	9.9	0.86
08/05/2011 17:00	0.592	9.83	0.85
08/05/2011 18:00	0.548	9.9	0.86
08/05/2011 19:00	0.515	9.83	0.85
08/05/2011 20:00	0.466	9.84	0.85
08/05/2011 21:00	0.434	9.84	0.85
08/05/2011 22:00	0.428	9.9	0.86
08/05/2011 23:00	0.443	9.92	0.86
09/05/2011 00:00	0.471	9.88	0.86
09/05/2011 01:00	0.513	9.93	0.86
09/05/2011 02:00	0.554	9.94	0.86
09/05/2011 03:00	0.59	9.96	0.86
09/05/2011 04:00	0.623	9.93	0.86
09/05/2011 05:00	0.622	9.96	0.86
09/05/2011 06:00	0.594	9.94	0.86
09/05/2011 07:00	0.553	9.88	0.86
09/05/2011 08:00	0.509	9.79	0.85
09/05/2011 09:00	0.481	9.81	0.85
09/05/2011 10:00	0.479	9.96	0.86
09/05/2011 11:00	0.494	9.86	0.85
09/05/2011 12:00	0.524	9.94	0.86
09/05/2011 13:00	0.561	9.87	0.86
09/05/2011 14:00	0.602	9.95	0.86
09/05/2011 15:00	0.631	9.94	0.86
09/05/2011 16:00	0.645	9.86	0.86
09/05/2011 17:00	0.641	9.92	0.86
09/05/2011 18:00	0.625	9.95	0.86
09/05/2011 19:00	0.588	9.88	0.85
09/05/2011 20:00	0.54	9.92	0.86
09/05/2011 21:00	0.497	9.94	0.86
09/05/2011 22:00	0.465	9.94	0.86
09/05/2011 23:00	0.464	9.96	0.86
10/05/2011 00:00	0.476	9.95	0.86
10/05/2011 01:00	0.51	9.86	0.86
10/05/2011 02:00	0.548	9.92	0.86
10/05/2011 03:00	0.589	9.98	0.86
10/05/2011 04:00	0.627	9.97	0.86
10/05/2011 05:00	0.653	9.92	0.86
10/05/2011 06:00	0.648	9.9	0.86
10/05/2011 07:00	0.615	9.88	0.86
10/05/2011 08:00	0.566	9.94	0.86
10/05/2011 09:00	0.529	9.97	0.86
10/05/2011 10:00	0.502	9.98	0.86
10/05/2011 11:00	0.499	9.83	0.86
10/05/2011 12:00	0.512	9.94	0.86
10/05/2011 13:00	0.529	9.88	0.86
10/05/2011 14:00	0.557	9.85	0.86
10/05/2011 15:00	0.595	9.93	0.86
10/05/2011 16:00	0.619	9.84	0.86
10/05/2011 17:00	0.631	9.92	0.86
10/05/2011 18:00	0.631	9.87	0.86
10/05/2011 19:00	0.605	9.94	0.86
10/05/2011 20:00	0.562	9.93	0.86
10/05/2011 21:00	0.517	9.92	0.86

10/05/2011 22:00	0.477	9.95	0.86
10/05/2011 23:00	0.451	9.91	0.86
11/05/2011 00:00	0.437	9.95	0.86
11/05/2011 01:00	0.453	9.96	0.86
11/05/2011 02:00	0.478	9.95	0.86
11/05/2011 03:00	0.517	9.99	0.86
11/05/2011 04:00	0.56	9.99	0.86
11/05/2011 05:00	0.602	9.95	0.86
11/05/2011 06:00	0.63	9.95	0.86
11/05/2011 07:00	0.624	9.94	0.86
11/05/2011 08:00	0.597	9.93	0.86
11/05/2011 09:00	0.567	9.95	0.86
11/05/2011 10:00	0.535	9.92	0.86
11/05/2011 11:00	0.507	9.9	0.86
11/05/2011 12:00	0.515	9.98	0.86
11/05/2011 13:00	0.528	9.93	0.86
11/05/2011 14:00	0.55	9.96	0.86
11/05/2011 15:00	0.581	9.95	0.86
11/05/2011 16:00	0.618	9.92	0.86
11/05/2011 17:00	0.648	10.01	0.86
11/05/2011 18:00	0.654	9.88	0.86
11/05/2011 19:00	0.655	9.99	0.86
11/05/2011 20:00	0.63	9.95	0.86
11/05/2011 21:00	0.589	9.98	0.86
11/05/2011 22:00	0.547	9.99	0.86
11/05/2011 23:00	0.505	9.98	0.86
12/05/2011 00:00	0.474	9.86	0.86
12/05/2011 01:00	0.458	9.95	0.86
12/05/2011 02:00	0.463	9.93	0.86
12/05/2011 03:00	0.49	9.94	0.86
12/05/2011 04:00	0.526	9.94	0.86
12/05/2011 05:00	0.566	9.81	0.86
12/05/2011 06:00	0.605	9.8	0.86
12/05/2011 07:00	0.63	9.91	0.86
12/05/2011 08:00	0.628	9.99	0.86
12/05/2011 09:00	0.605	10.01	0.86
12/05/2011 10:00	0.576	9.91	0.86
12/05/2011 11:00	0.541	9.96	0.86
12/05/2011 12:00	0.515	9.97	0.86
12/05/2011 13:00	0.494	9.89	0.86
12/05/2011 14:00	0.5	9.91	0.86
12/05/2011 15:00	0.518	9.89	0.86
12/05/2011 16:00	0.553	9.82	0.86
12/05/2011 17:00	0.585	9.95	0.86
12/05/2011 18:00	0.616	9.99	0.86
12/05/2011 19:00	0.638	9.88	0.86
12/05/2011 20:00	0.641	9.86	0.86
12/05/2011 21:00	0.621	10.01	0.86
12/05/2011 22:00	0.581	10.01	0.86
12/05/2011 23:00	0.541	9.92	0.86
13/05/2011 00:00	0.493	10.03	0.86
13/05/2011 01:00	0.456	9.95	0.86
13/05/2011 02:00	0.442	9.95	0.86
13/05/2011 03:00	0.449	10.01	0.86
13/05/2011 04:00	0.475	9.98	0.86
13/05/2011 05:00	0.516	9.89	0.86
13/05/2011 06:00	0.558	10.01	0.86
13/05/2011 07:00	0.593	9.97	0.86
13/05/2011 08:00	0.619	10.02	0.86

13/05/2011 09:00	0.633	9.93	0.86
13/05/2011 10:00	0.619	9.97	0.86
13/05/2011 11:00	0.593	9.93	0.86
13/05/2011 12:00	0.558	9.97	0.86
13/05/2011 13:00	0.522	10	0.86
13/05/2011 14:00	0.495	9.99	0.86
13/05/2011 15:00	0.49	9.98	0.86
13/05/2011 16:00	0.508	9.98	0.86
13/05/2011 17:00	0.539	10.02	0.86
13/05/2011 18:00	0.578	9.96	0.86
13/05/2011 19:00	0.613	10.02	0.86
13/05/2011 20:00	0.633	10.01	0.86
13/05/2011 21:00	0.64	10.01	0.86
13/05/2011 22:00	0.623	10.01	0.86
13/05/2011 23:00	0.586	9.99	0.86
14/05/2011 00:00	0.538	10.01	0.86
14/05/2011 01:00	0.493	9.92	0.86
14/05/2011 02:00	0.453	9.95	0.86
14/05/2011 03:00	0.437	9.86	0.86
14/05/2011 04:00	0.444	9.92	0.86
14/05/2011 05:00	0.474	9.93	0.86
14/05/2011 06:00	0.51	10.03	0.86
14/05/2011 07:00	0.546	9.97	0.86
14/05/2011 08:00	0.584	10	0.86
14/05/2011 09:00	0.614	10.03	0.86
14/05/2011 10:00	0.63	10.01	0.86
14/05/2011 11:00	0.615	10.05	0.86
14/05/2011 12:00	0.588	10.03	0.86
14/05/2011 13:00	0.548	10.03	0.86
14/05/2011 14:00	0.511	10	0.86
14/05/2011 15:00	0.484	10.02	0.86
14/05/2011 16:00	0.492	9.98	0.86
14/05/2011 17:00	0.519	9.96	0.86
14/05/2011 18:00	0.554	9.94	0.86
14/05/2011 19:00	0.595	9.97	0.86
14/05/2011 20:00	0.633	10.04	0.86
14/05/2011 21:00	0.657	9.99	0.86
14/05/2011 22:00	0.661	9.89	0.86
14/05/2011 23:00	0.647	9.98	0.86
15/05/2011 00:00	0.6	9.98	0.86
15/05/2011 01:00	0.549	10	0.86
15/05/2011 02:00	0.499	9.95	0.86
15/05/2011 03:00	0.456	9.92	0.86
15/05/2011 04:00	0.434	9.89	0.86
15/05/2011 05:00	0.45	9.93	0.86
15/05/2011 06:00	0.485	10.01	0.86
15/05/2011 07:00	0.516	10.03	0.86
15/05/2011 08:00	0.56	9.93	0.86
15/05/2011 09:00	0.6	10.06	0.86
15/05/2011 10:00	0.633	10.04	0.86
15/05/2011 11:00	0.644	10	0.86
15/05/2011 12:00	0.63	10.02	0.86
15/05/2011 13:00	0.588	10.02	0.86
15/05/2011 14:00	0.547	9.96	0.86
15/05/2011 15:00	0.5	9.99	0.86
15/05/2011 16:00	0.468	10	0.86
15/05/2011 17:00	0.478	9.95	0.86
15/05/2011 18:00	0.51	10.02	0.86
15/05/2011 19:00	0.549	10	0.86

15/05/2011 20:00	0.593	10.05	0.86
15/05/2011 21:00	0.632	10.06	0.86
15/05/2011 22:00	0.65	10.03	0.86
15/05/2011 23:00	0.655	10.02	0.86
16/05/2011 00:00	0.632	10.01	0.86
16/05/2011 01:00	0.585	10.01	0.86
16/05/2011 02:00	0.529	10	0.86
16/05/2011 03:00	0.474	10.01	0.86
16/05/2011 04:00	0.429	10.02	0.86
16/05/2011 05:00	0.414	10.01	0.86
16/05/2011 06:00	0.434	10	0.86
16/05/2011 07:00	0.47	10.03	0.86
16/05/2011 08:00	0.507	10.05	0.86
16/05/2011 09:00	0.555	10.03	0.86
16/05/2011 10:00	0.599	10.05	0.86
16/05/2011 11:00	0.624	10.05	0.86
16/05/2011 12:00	0.629	10.01	0.86
16/05/2011 13:00	0.599	9.93	0.86
16/05/2011 14:00	0.551	9.86	0.86
16/05/2011 15:00	0.501	10.02	0.86
16/05/2011 16:00	0.46	10	0.86
16/05/2011 17:00	0.439	10.03	0.86
16/05/2011 18:00	0.458	9.93	0.86
16/05/2011 19:00	0.5	10.05	0.86
16/05/2011 20:00	0.547	10.01	0.86
16/05/2011 21:00	0.596	10.01	0.86
16/05/2011 22:00	0.641	10.06	0.86
16/05/2011 23:00	0.663	10.02	0.86
17/05/2011 00:00	0.673	10.06	0.86
17/05/2011 01:00	0.653	9.87	0.86
17/05/2011 02:00	0.601	9.9	0.86
17/05/2011 03:00	0.544	10.03	0.86
17/05/2011 04:00	0.489	9.99	0.86
17/05/2011 05:00	0.447	10.03	0.86
17/05/2011 06:00	0.442	10	0.86
17/05/2011 07:00	0.469	9.99	0.86
17/05/2011 08:00	0.507	9.96	0.86
17/05/2011 09:00	0.551	9.95	0.86
17/05/2011 10:00	0.601	10.04	0.86
17/05/2011 11:00	0.64	10.05	0.86
17/05/2011 12:00	0.658	10.05	0.86
17/05/2011 13:00	0.658	10.05	0.86
17/05/2011 14:00	0.625	10.04	0.86
17/05/2011 15:00	0.569	10.1	0.86
17/05/2011 16:00	0.52	10.02	0.86
17/05/2011 17:00	0.475	9.95	0.86
17/05/2011 18:00	0.452	10.06	0.86
17/05/2011 19:00	0.47	10.06	0.86
17/05/2011 20:00	0.508	10	0.86
17/05/2011 21:00	0.553	9.99	0.86
17/05/2011 22:00	0.606	10.06	0.86
17/05/2011 23:00	0.649	10.01	0.86
18/05/2011 00:00	0.667	10.03	0.86
18/05/2011 01:00	0.674	10.05	0.86
18/05/2011 02:00	0.644	10.03	0.86
18/05/2011 03:00	0.589	10.05	0.86
18/05/2011 04:00	0.532	10.04	0.86
18/05/2011 05:00	0.476	9.96	0.86
18/05/2011 06:00	0.435	10.01	0.86

18/05/2011 07:00	0.437	10.04	0.86
18/05/2011 08:00	0.461	10.05	0.86
18/05/2011 09:00	0.5	10.05	0.86
18/05/2011 10:00	0.542	10.08	0.86
18/05/2011 11:00	0.593	10.08	0.86
18/05/2011 12:00	0.624	10.07	0.86
18/05/2011 13:00	0.634	10.09	0.86
18/05/2011 14:00	0.624	9.96	0.86
18/05/2011 15:00	0.579	10.07	0.86
18/05/2011 16:00	0.524	10.05	0.86
18/05/2011 17:00	0.471	9.97	0.86
18/05/2011 18:00	0.435	10.07	0.86
18/05/2011 19:00	0.429	10.01	0.86
18/05/2011 20:00	0.468	9.99	0.86
18/05/2011 21:00	0.512	9.97	0.86
18/05/2011 22:00	0.558	10.06	0.86
18/05/2011 23:00	0.62	10.07	0.86
19/05/2011 00:00	0.662	10.05	0.86
19/05/2011 01:00	0.683	10.05	0.86
19/05/2011 02:00	0.692	9.91	0.86
19/05/2011 03:00	0.657	9.96	0.86
19/05/2011 04:00	0.605	10	0.86
19/05/2011 05:00	0.549	10.05	0.86
19/05/2011 06:00	0.498	10.05	0.86
19/05/2011 07:00	0.465	10.03	0.86
19/05/2011 08:00	0.475	10.07	0.86
19/05/2011 09:00	0.512	10.05	0.86
19/05/2011 10:00	0.557	9.98	0.86
19/05/2011 11:00	0.607	10.07	0.86
19/05/2011 12:00	0.658	10.03	0.86
19/05/2011 13:00	0.682	10.1	0.86
19/05/2011 14:00	0.686	10.09	0.86
19/05/2011 15:00	0.663	9.96	0.86
19/05/2011 16:00	0.615	10.03	0.86
19/05/2011 17:00	0.559	10.04	0.86
19/05/2011 18:00	0.502	10.04	0.86
19/05/2011 19:00	0.469	10.05	0.86
19/05/2011 20:00	0.466	10.07	0.86
19/05/2011 21:00	0.497	10.06	0.86
19/05/2011 22:00	0.54	10.09	0.86
19/05/2011 23:00	0.584	10.08	0.86
20/05/2011 00:00	0.635	9.94	0.86
20/05/2011 01:00	0.666	10.07	0.86
20/05/2011 02:00	0.684	10.04	0.86
20/05/2011 03:00	0.678	10.03	0.86
20/05/2011 04:00	0.635	9.96	0.86
20/05/2011 05:00	0.583	9.96	0.86
20/05/2011 06:00	0.526	9.97	0.86
20/05/2011 07:00	0.475	10	0.86
20/05/2011 08:00	0.444	10.05	0.86
20/05/2011 09:00	0.457	9.96	0.86
20/05/2011 10:00	0.489	10.06	0.86
20/05/2011 11:00	0.528	10.19	0.86
20/05/2011 12:00	0.577	10.14	0.85
20/05/2011 13:00	0.621	10.09	0.85
20/05/2011 14:00	0.636	9.97	0.85
20/05/2011 15:00	0.64	9.98	0.85
20/05/2011 16:00	0.611	10.01	0.85
20/05/2011 17:00	0.565	9.98	0.85

20/05/2011 18:00	0.513	9.98	0.85
20/05/2011 19:00	0.459	10	0.85
20/05/2011 20:00	0.433	10.07	0.85
20/05/2011 21:00	0.444	10.07	0.85
20/05/2011 22:00	0.481	10.05	0.85
20/05/2011 23:00	0.519	10.08	0.86
21/05/2011 00:00	0.567	9.98	0.85
21/05/2011 01:00	0.617	10.08	0.86
21/05/2011 02:00	0.655	10.07	0.86
21/05/2011 03:00	0.677	10.04	0.86
21/05/2011 04:00	0.671	10.07	0.86
21/05/2011 05:00	0.629	10.03	0.86
21/05/2011 06:00	0.578	10.08	0.86
21/05/2011 07:00	0.527	10.08	0.86
21/05/2011 08:00	0.482	10.06	0.86
21/05/2011 09:00	0.473	10.07	0.86
21/05/2011 10:00	0.505	10.02	0.86
21/05/2011 11:00	0.538	10.09	0.86
21/05/2011 12:00	0.579	10.07	0.86
21/05/2011 13:00	0.621	10.1	0.86
21/05/2011 14:00	0.649	9.96	0.86
21/05/2011 15:00	0.656	9.95	0.86
21/05/2011 16:00	0.65	9.95	0.86
21/05/2011 17:00	0.61	10.05	0.86
21/05/2011 18:00	0.56	10.07	0.86
21/05/2011 19:00	0.513	10.08	0.86
21/05/2011 20:00	0.469	10.08	0.86
21/05/2011 21:00	0.443	10.05	0.86
21/05/2011 22:00	0.45	9.97	0.86
21/05/2011 23:00	0.475	10.03	0.86
22/05/2011 00:00	0.51	10.06	0.86
22/05/2011 01:00	0.553	9.96	0.86
22/05/2011 02:00	0.597	9.96	0.86
22/05/2011 03:00	0.63	9.96	0.86
22/05/2011 04:00	0.645	9.95	0.86
22/05/2011 05:00	0.623	9.94	0.86
22/05/2011 06:00	0.576	9.96	0.86
22/05/2011 07:00	0.531	9.96	0.86
22/05/2011 08:00	0.491	9.96	0.86
22/05/2011 09:00	0.456	9.94	0.86
22/05/2011 10:00	0.451	10	0.86
22/05/2011 11:00	0.475	10	0.86
22/05/2011 12:00	0.51	10.05	0.86
22/05/2011 13:00	0.55	10.04	0.86
22/05/2011 14:00	0.586	10.07	0.86
22/05/2011 15:00	0.615	10.09	0.86
22/05/2011 16:00	0.625	9.95	0.86
22/05/2011 17:00	0.6	9.93	0.86
22/05/2011 18:00	0.558	10.03	0.86
22/05/2011 19:00	0.521	9.95	0.86
22/05/2011 20:00	0.474	10.05	0.86
22/05/2011 21:00	0.443	10.07	0.86
22/05/2011 22:00	0.432	10.01	0.86
22/05/2011 23:00	0.443	9.98	0.86
23/05/2011 00:00	0.478	10.08	0.86
23/05/2011 01:00	0.516	10.06	0.86
23/05/2011 02:00	0.565	10.06	0.86
23/05/2011 03:00	0.614	10.09	0.87
23/05/2011 04:00	0.644	10.06	0.86

23/05/2011 05:00	0.657	10.08	0.87
23/05/2011 06:00	0.634	9.98	0.86
23/05/2011 07:00	0.595	9.95	0.86
23/05/2011 08:00	0.546	10.04	0.86
23/05/2011 09:00	0.512	9.97	0.86
23/05/2011 10:00	0.493	9.95	0.86
23/05/2011 11:00	0.497	9.97	0.86
23/05/2011 12:00	0.521	9.99	0.86
23/05/2011 13:00	0.544	10	0.86
23/05/2011 14:00	0.571	10	0.86
23/05/2011 15:00	0.588	10.08	0.87
23/05/2011 16:00	0.596	10.02	0.86
23/05/2011 17:00	0.577	9.98	0.86
23/05/2011 18:00	0.546	9.96	0.86
23/05/2011 19:00	0.503	9.95	0.86
23/05/2011 20:00	0.458	9.98	0.86
23/05/2011 21:00	0.416	10.05	0.87
23/05/2011 22:00	0.379	9.99	0.86
23/05/2011 23:00	0.361	9.95	0.86
24/05/2011 00:00	0.363	9.99	0.86
24/05/2011 01:00	0.383	10.03	0.87
24/05/2011 02:00	0.408	10.09	0.87
24/05/2011 03:00	0.448	10.05	0.87
24/05/2011 04:00	0.493	10.1	0.87
24/05/2011 05:00	0.534	10.01	0.86
24/05/2011 06:00	0.553	9.99	0.86
24/05/2011 07:00	0.542	10.05	0.87
24/05/2011 08:00	0.52	10.03	0.87
24/05/2011 09:00	0.505	9.98	0.86
24/05/2011 10:00	0.505	10.05	0.87
24/05/2011 11:00	0.524	9.97	0.86
24/05/2011 12:00	0.561	10.01	0.86
24/05/2011 13:00	0.59	10.02	0.87
24/05/2011 14:00	0.628	10.1	0.87
24/05/2011 15:00	0.671	9.98	0.86
24/05/2011 16:00	0.693	10	0.86
24/05/2011 17:00	0.706	9.99	0.86
24/05/2011 18:00	0.696	10.01	0.87
24/05/2011 19:00	0.681	9.97	0.86
24/05/2011 20:00	0.638	10.02	0.87
24/05/2011 21:00	0.59	10	0.87
24/05/2011 22:00	0.54	9.99	0.87
24/05/2011 23:00	0.501	10	0.87
25/05/2011 00:00	0.477	9.99	0.87
25/05/2011 01:00	0.475	10.1	0.87
25/05/2011 02:00	0.489	9.98	0.87
25/05/2011 03:00	0.52	10.01	0.87
25/05/2011 04:00	0.554	10.1	0.87
25/05/2011 05:00	0.589	10.09	0.87
25/05/2011 06:00	0.617	10	0.87
25/05/2011 07:00	0.617	9.97	0.86
25/05/2011 08:00	0.592	9.99	0.87
25/05/2011 09:00	0.561	9.99	0.87
25/05/2011 10:00	0.53	10.03	0.87
25/05/2011 11:00	0.498	10.01	0.87
25/05/2011 12:00	0.488	10.1	0.87
25/05/2011 13:00	0.49	9.98	0.87
25/05/2011 14:00	0.507	10.02	0.87
25/05/2011 15:00	0.531	9.98	0.87

25/05/2011 16:00	0.564	10.07	0.87
25/05/2011 17:00	0.589	10	0.87
25/05/2011 18:00	0.606	10	0.87
25/05/2011 19:00	0.61	10.06	0.87
25/05/2011 20:00	0.587	10.09	0.87
25/05/2011 21:00	0.546	10.07	0.87
25/05/2011 22:00	0.502	10	0.87
25/05/2011 23:00	0.461	9.98	0.87
26/05/2011 00:00	0.432	9.99	0.87
26/05/2011 01:00	0.416	9.99	0.87
26/05/2011 02:00	0.419	10.08	0.87
26/05/2011 03:00	0.439	10.02	0.87
26/05/2011 04:00	0.47	10.09	0.87
26/05/2011 05:00	0.506	10.02	0.87
26/05/2011 06:00	0.549	10.1	0.87
26/05/2011 07:00	0.586	10.01	0.87
26/05/2011 08:00	0.6	10.1	0.87
26/05/2011 09:00	0.577	10.08	0.87
26/05/2011 10:00	0.552	10.06	0.87
26/05/2011 11:00	0.526	10	0.87
26/05/2011 12:00	0.504	10	0.87
26/05/2011 13:00	0.498	10.08	0.87
26/05/2011 14:00	0.506	10.09	0.87
26/05/2011 15:00	0.524	10.03	0.87
26/05/2011 16:00	0.563	9.98	0.87
26/05/2011 17:00	0.589	10.04	0.87
26/05/2011 18:00	0.611	10.05	0.87
26/05/2011 19:00	0.634	10.11	0.87
26/05/2011 20:00	0.638	10.11	0.87
26/05/2011 21:00	0.615	10.01	0.87
26/05/2011 22:00	0.58	10.11	0.87
26/05/2011 23:00	0.544	10.12	0.87
27/05/2011 00:00	0.503	10.1	0.87
27/05/2011 01:00	0.481	10.02	0.87
27/05/2011 02:00	0.466	10.12	0.87
27/05/2011 03:00	0.475	10	0.87
27/05/2011 04:00	0.507	10.01	0.87
27/05/2011 05:00	0.541	10.06	0.87
27/05/2011 06:00	0.576	9.99	0.87
27/05/2011 07:00	0.61	10.01	0.87
27/05/2011 08:00	0.633	10.03	0.87
27/05/2011 09:00	0.648	10.01	0.87
27/05/2011 10:00	0.629	10.03	0.87
27/05/2011 11:00	0.605	10	0.87
27/05/2011 12:00	0.574	10.12	0.87
27/05/2011 13:00	0.543	10.02	0.87
27/05/2011 14:00	0.519	10.06	0.87
27/05/2011 15:00	0.508	10.03	0.87
27/05/2011 16:00	0.523	10.05	0.87
27/05/2011 17:00	0.548	10.1	0.87
27/05/2011 18:00	0.574	10.09	0.87
27/05/2011 19:00	0.595	10.08	0.87
27/05/2011 20:00	0.615	10.08	0.87
27/05/2011 21:00	0.613	10.02	0.87
27/05/2011 22:00	0.591	9.99	0.87
27/05/2011 23:00	0.558	10.03	0.87
28/05/2011 00:00	0.514	10.02	0.87
28/05/2011 01:00	0.471	10.1	0.87
28/05/2011 02:00	0.439	10.08	0.87

28/05/2011 03:00	0.425	10.05	0.87
28/05/2011 04:00	0.419	10.11	0.87
28/05/2011 05:00	0.435	10.03	0.87
28/05/2011 06:00	0.463	10.04	0.87
28/05/2011 07:00	0.496	10.04	0.87
28/05/2011 08:00	0.53	10.11	0.87
28/05/2011 09:00	0.563	9.99	0.87
28/05/2011 10:00	0.567	10.03	0.87
28/05/2011 11:00	0.546	10.1	0.87
28/05/2011 12:00	0.516	10.11	0.87
28/05/2011 13:00	0.494	10.02	0.87
28/05/2011 14:00	0.47	10.06	0.87
28/05/2011 15:00	0.462	10.04	0.87
28/05/2011 16:00	0.474	10.07	0.87
28/05/2011 17:00	0.494	10.05	0.87
28/05/2011 18:00	0.521	10.04	0.87
28/05/2011 19:00	0.566	10.02	0.87
28/05/2011 20:00	0.6	10.12	0.87
28/05/2011 21:00	0.631	10.08	0.87
28/05/2011 22:00	0.635	10.03	0.87
28/05/2011 23:00	0.618	10.07	0.87
29/05/2011 00:00	0.588	10.05	0.87
29/05/2011 01:00	0.556	10.04	0.87
29/05/2011 02:00	0.517	10.1	0.87
29/05/2011 03:00	0.487	10.16	0.87
29/05/2011 04:00	0.471	10.03	0.87
29/05/2011 05:00	0.483	10.04	0.87
29/05/2011 06:00	0.499	10.09	0.87
29/05/2011 07:00	0.531	10.15	0.87
29/05/2011 08:00	0.565	10.16	0.87
29/05/2011 09:00	0.594	10.14	0.87
29/05/2011 10:00	0.618	10.11	0.87
29/05/2011 11:00	0.616	10.15	0.87
29/05/2011 12:00	0.594	10.15	0.87
29/05/2011 13:00	0.556	10.1	0.87
29/05/2011 14:00	0.521	10.04	0.87
29/05/2011 15:00	0.483	10.04	0.87
29/05/2011 16:00	0.471	10.05	0.87
29/05/2011 17:00	0.472	10.07	0.87
29/05/2011 18:00	0.49	10.07	0.87
29/05/2011 19:00	0.525	10.04	0.87
29/05/2011 20:00	0.559	10.09	0.87
29/05/2011 21:00	0.593	10.06	0.87
29/05/2011 22:00	0.61	10.06	0.87
29/05/2011 23:00	0.618	10.05	0.87
30/05/2011 00:00	0.594	10.06	0.87
30/05/2011 01:00	0.557	10.07	0.87
30/05/2011 02:00	0.515	10.06	0.87
30/05/2011 03:00	0.482	10.05	0.87
30/05/2011 04:00	0.462	10.06	0.87
30/05/2011 05:00	0.456	10.06	0.87
30/05/2011 06:00	0.479	10.06	0.87
30/05/2011 07:00	0.507	10.1	0.87
30/05/2011 08:00	0.547	10.17	0.87
30/05/2011 09:00	0.584	10.15	0.87
30/05/2011 10:00	0.62	10.15	0.87
30/05/2011 11:00	0.636	10.15	0.87
30/05/2011 12:00	0.634	10.15	0.87
30/05/2011 13:00	0.601	10.11	0.87

30/05/2011 14:00	0.561	10.12	0.87
30/05/2011 15:00	0.521	10.15	0.87
30/05/2011 16:00	0.495	10.13	0.87
30/05/2011 17:00	0.487	10.07	0.87
30/05/2011 18:00	0.501	10.16	0.87
30/05/2011 19:00	0.525	10.13	0.87
30/05/2011 20:00	0.566	10.08	0.87
30/05/2011 21:00	0.6	10.08	0.87
30/05/2011 22:00	0.633	10.14	0.87
30/05/2011 23:00	0.651	10.17	0.88
31/05/2011 00:00	0.649	10.15	0.87
31/05/2011 01:00	0.621	10.16	0.87
31/05/2011 02:00	0.571	10.07	0.87
31/05/2011 03:00	0.529	10.07	0.87
31/05/2011 04:00	0.493	10.12	0.87
31/05/2011 05:00	0.468	10.13	0.87
31/05/2011 06:00	0.474	10.13	0.87
31/05/2011 07:00	0.496	10.16	0.87
31/05/2011 08:00	0.525	10.15	0.87
31/05/2011 09:00	0.563	10.15	0.88
31/05/2011 10:00	0.6	10.14	0.87
31/05/2011 11:00	0.628	10.12	0.87
31/05/2011 12:00	0.639	10.08	0.87
31/05/2011 13:00	0.626	10.06	0.87
31/05/2011 14:00	0.597	10.08	0.87
31/05/2011 15:00	0.561	10.08	0.87
31/05/2011 16:00	0.516	10.18	0.88
31/05/2011 17:00	0.484	10.18	0.88
31/05/2011 18:00	0.486	10.08	0.87
31/05/2011 19:00	0.502	10.11	0.87
31/05/2011 20:00	0.532	10.09	0.87
31/05/2011 21:00	0.568	10.09	0.87
31/05/2011 22:00	0.605	10.08	0.87
31/05/2011 23:00	0.625	10.09	0.87
01/06/2011 00:00	0.638	10.09	0.87
01/06/2011 01:00	0.624	10.11	0.87
01/06/2011 02:00	0.579	10.08	0.87
01/06/2011 03:00	0.535	10.07	0.87
01/06/2011 04:00	0.491	10.09	0.87
01/06/2011 05:00	0.451	10.09	0.87
01/06/2011 06:00	0.437	10.1	0.87
01/06/2011 07:00	0.443	10.18	0.88
01/06/2011 08:00	0.47	10.15	0.88
01/06/2011 09:00	0.503	10.09	0.87
01/06/2011 10:00	0.545	10.09	0.87
01/06/2011 11:00	0.581	10.08	0.87
01/06/2011 12:00	0.605	10.11	0.87
01/06/2011 13:00	0.607	10.07	0.87
01/06/2011 14:00	0.572	10.11	0.87
01/06/2011 15:00	0.525	10.11	0.87
01/06/2011 16:00	0.477	10.13	0.88
01/06/2011 17:00	0.432	10.08	0.87
01/06/2011 18:00	0.405	10.05	0.87
01/06/2011 19:00	0.423	10.07	0.87
01/06/2011 20:00	0.454	10.08	0.87
01/06/2011 21:00	0.485	10.07	0.87
01/06/2011 22:00	0.532	10.09	0.87
01/06/2011 23:00	0.571	10.09	0.87
02/06/2011 00:00	0.607	10.14	0.87

02/06/2011 01:00	0.624	10.07	0.87
02/06/2011 02:00	0.605	10.12	0.87
02/06/2011 03:00	0.56	10.1	0.87
02/06/2011 04:00	0.519	10.11	0.87
02/06/2011 05:00	0.479	10.16	0.88
02/06/2011 06:00	0.452	10.12	0.87
02/06/2011 07:00	0.463	10.09	0.87
02/06/2011 08:00	0.478	10.09	0.87
02/06/2011 09:00	0.515	10.1	0.87
02/06/2011 10:00	0.557	10.1	0.87
02/06/2011 11:00	0.597	10.11	0.87
02/06/2011 12:00	0.624	10.11	0.87
02/06/2011 13:00	0.631	10.12	0.88
02/06/2011 14:00	0.616	10.1	0.87
02/06/2011 15:00	0.574	10.13	0.88
02/06/2011 16:00	0.524	10.07	0.87
02/06/2011 17:00	0.474	10.08	0.87
02/06/2011 18:00	0.437	10.1	0.87
02/06/2011 19:00	0.43	10.16	0.88
02/06/2011 20:00	0.453	10.12	0.88
02/06/2011 21:00	0.486	10.1	0.87
02/06/2011 22:00	0.529	10.09	0.87
02/06/2011 23:00	0.569	10.07	0.87
03/06/2011 00:00	0.604	10.09	0.87
03/06/2011 01:00	0.627	10.08	0.87
03/06/2011 02:00	0.63	10.13	0.88
03/06/2011 03:00	0.597	10.1	0.87
03/06/2011 04:00	0.55	10.13	0.88
03/06/2011 05:00	0.504	10.13	0.88
03/06/2011 06:00	0.46	10.07	0.87
03/06/2011 07:00	0.44	10.13	0.88
03/06/2011 08:00	0.461	10.11	0.87
03/06/2011 09:00	0.495	10.11	0.87
03/06/2011 10:00	0.525	10.1	0.87
03/06/2011 11:00	0.566	10.14	0.88
03/06/2011 12:00	0.596	10.08	0.87
03/06/2011 13:00	0.614	10.1	0.88
03/06/2011 14:00	0.62	10.08	0.88
03/06/2011 15:00	0.592	10.1	0.88
03/06/2011 16:00	0.549	10.12	0.88
03/06/2011 17:00	0.497	10.16	0.88
03/06/2011 18:00	0.45	10.09	0.88
03/06/2011 19:00	0.421	10.11	0.88
03/06/2011 20:00	0.425	10.09	0.88
03/06/2011 21:00	0.456	10.12	0.88
03/06/2011 22:00	0.49	10.17	0.88
03/06/2011 23:00	0.533	10.15	0.88
04/06/2011 00:00	0.576	10.09	0.88
04/06/2011 01:00	0.609	10.11	0.88
04/06/2011 02:00	0.629	10.11	0.88
04/06/2011 03:00	0.619	10.11	0.88
04/06/2011 04:00	0.583	10.13	0.88
04/06/2011 05:00	0.539	10.09	0.88
04/06/2011 06:00	0.491	10.11	0.88
04/06/2011 07:00	0.454	10.09	0.88
04/06/2011 08:00	0.458	10.11	0.88
04/06/2011 09:00	0.487	10.1	0.88
04/06/2011 10:00	0.521	10.12	0.88
04/06/2011 11:00	0.568	10.11	0.88

04/06/2011 12:00	0.614	10.12	0.88
04/06/2011 13:00	0.65	10.11	0.88
04/06/2011 14:00	0.665	10.1	0.88
04/06/2011 15:00	0.664	10.17	0.88
04/06/2011 16:00	0.631	10.12	0.88
04/06/2011 17:00	0.581	10.11	0.88
04/06/2011 18:00	0.532	10.1	0.88
04/06/2011 19:00	0.489	10.11	0.88
04/06/2011 20:00	0.466	10.12	0.88
04/06/2011 21:00	0.48	10.1	0.88
04/06/2011 22:00	0.511	10.1	0.88
04/06/2011 23:00	0.55	10.12	0.88
05/06/2011 00:00	0.592	10.12	0.88
05/06/2011 01:00	0.631	10.14	0.88
05/06/2011 02:00	0.658	10.11	0.88
05/06/2011 03:00	0.676	10.13	0.88
05/06/2011 04:00	0.652	10.13	0.88
05/06/2011 05:00	0.612	10.12	0.88
05/06/2011 06:00	0.559	10.12	0.88
05/06/2011 07:00	0.514	10.12	0.88
05/06/2011 08:00	0.485	10.11	0.88
05/06/2011 09:00	0.496	10.11	0.88
05/06/2011 10:00	0.532	10.12	0.88
05/06/2011 11:00	0.566	10.15	0.88
05/06/2011 12:00	0.607	10.12	0.88
05/06/2011 13:00	0.644	10.11	0.88
05/06/2011 14:00	0.667	10.13	0.88
05/06/2011 15:00	0.666	10.12	0.88
05/06/2011 16:00	0.652	10.12	0.88
05/06/2011 17:00	0.612	10.15	0.88
05/06/2011 18:00	0.566	10.18	0.88
05/06/2011 19:00	0.512	10.12	0.88
05/06/2011 20:00	0.473	10.14	0.88
05/06/2011 21:00	0.463	10.12	0.88
05/06/2011 22:00	0.484	10.1	0.88
05/06/2011 23:00	0.516	10.11	0.88
06/06/2011 00:00	0.559	10.13	0.88
06/06/2011 01:00	0.603	10.15	0.88
06/06/2011 02:00	0.644	10.12	0.88
06/06/2011 03:00	0.673	10.13	0.88
06/06/2011 04:00	0.673	10.13	0.88
06/06/2011 05:00	0.644	10.13	0.88
06/06/2011 06:00	0.596	10.13	0.88
06/06/2011 07:00	0.55	10.13	0.88
06/06/2011 08:00	0.514	10.14	0.88
06/06/2011 09:00	0.505	10.12	0.88
06/06/2011 10:00	0.519	10.13	0.88
06/06/2011 11:00	0.551	10.13	0.88
06/06/2011 12:00	0.591	10.15	0.88
06/06/2011 13:00	0.628	10.14	0.88
06/06/2011 14:00	0.667	10.13	0.88
06/06/2011 15:00	0.68	10.15	0.88
06/06/2011 16:00	0.678	10.14	0.88
06/06/2011 17:00	0.644	10.17	0.88
06/06/2011 18:00	0.595	10.16	0.88
06/06/2011 19:00	0.549	10.13	0.88
06/06/2011 20:00	0.504	10.14	0.88
06/06/2011 21:00	0.47	10.12	0.88
06/06/2011 22:00	0.468	10.14	0.88

06/06/2011 23:00	0.488	10.15	0.88
07/06/2011 00:00	0.525	10.15	0.88
07/06/2011 01:00	0.567	10.14	0.88
07/06/2011 02:00	0.616	10.16	0.88
07/06/2011 03:00	0.656	10.13	0.88
07/06/2011 04:00	0.679	10.15	0.88
07/06/2011 05:00	0.673	10.16	0.88
07/06/2011 06:00	0.634	10.17	0.88
07/06/2011 07:00	0.59	10.13	0.88
07/06/2011 08:00	0.551	10.14	0.88
07/06/2011 09:00	0.508	10.15	0.88
07/06/2011 10:00	0.502	10.15	0.88
07/06/2011 11:00	0.518	10.13	0.88
07/06/2011 12:00	0.55	10.14	0.88
07/06/2011 13:00	0.588	10.16	0.88
07/06/2011 14:00	0.628	10.15	0.88
07/06/2011 15:00	0.654	10.16	0.88
07/06/2011 16:00	0.669	10.18	0.88
07/06/2011 17:00	0.654	10.16	0.88
07/06/2011 18:00	0.622	10.16	0.88
07/06/2011 19:00	0.582	10.15	0.88
07/06/2011 20:00	0.533	10.14	0.88
07/06/2011 21:00	0.488	10.16	0.88
07/06/2011 22:00	0.456	10.14	0.88
07/06/2011 23:00	0.455	10.14	0.88
08/06/2011 00:00	0.476	10.12	0.88
08/06/2011 01:00	0.509	10.13	0.88
08/06/2011 02:00	0.552	10.14	0.88
08/06/2011 03:00	0.594	10.15	0.88
08/06/2011 04:00	0.638	10.15	0.88
08/06/2011 05:00	0.659	10.14	0.88
08/06/2011 06:00	0.642	10.15	0.88
08/06/2011 07:00	0.599	10.14	0.88
08/06/2011 08:00	0.55	10.16	0.88
08/06/2011 09:00	0.51	10.14	0.88
08/06/2011 10:00	0.488	10.14	0.88
08/06/2011 11:00	0.485	10.15	0.88
08/06/2011 12:00	0.509	10.16	0.88
08/06/2011 13:00	0.547	10.16	0.88
08/06/2011 14:00	0.579	10.19	0.88
08/06/2011 15:00	0.612	10.16	0.88
08/06/2011 16:00	0.634	10.18	0.88
08/06/2011 17:00	0.648	10.18	0.88
08/06/2011 18:00	0.631	10.16	0.88
08/06/2011 19:00	0.593	10.17	0.88
08/06/2011 20:00	0.548	10.16	0.88
08/06/2011 21:00	0.499	10.16	0.88
08/06/2011 22:00	0.455	10.16	0.88
08/06/2011 23:00	0.428	10.14	0.88
09/06/2011 00:00	0.429	10.16	0.88
09/06/2011 01:00	0.451	10.15	0.88
09/06/2011 02:00	0.483	10.16	0.88
09/06/2011 03:00	0.526	10.16	0.88
09/06/2011 04:00	0.57	10.16	0.88
09/06/2011 05:00	0.615	10.18	0.88
09/06/2011 06:00	0.629	10.17	0.88
09/06/2011 07:00	0.61	10.15	0.88
09/06/2011 08:00	0.567	10.17	0.88
09/06/2011 09:00	0.534	10.16	0.88

09/06/2011 10:00	0.5	10.17	0.88
09/06/2011 11:00	0.475	10.17	0.88
09/06/2011 12:00	0.474	10.15	0.88
09/06/2011 13:00	0.5	10.18	0.88
09/06/2011 14:00	0.53	10.17	0.88
09/06/2011 15:00	0.568	10.17	0.88
09/06/2011 16:00	0.608	10.16	0.88
09/06/2011 17:00	0.632	10.17	0.88
09/06/2011 18:00	0.64	10.17	0.88
09/06/2011 19:00	0.625	10.16	0.88
09/06/2011 20:00	0.589	10.19	0.88
09/06/2011 21:00	0.545	10.17	0.88
09/06/2011 22:00	0.496	10.18	0.88
09/06/2011 23:00	0.456	10.17	0.88
10/06/2011 00:00	0.43	10.17	0.88
10/06/2011 01:00	0.43	10.18	0.88
10/06/2011 02:00	0.449	10.17	0.88
10/06/2011 03:00	0.487	10.17	0.88
10/06/2011 04:00	0.527	10.16	0.88
10/06/2011 05:00	0.571	10.17	0.88
10/06/2011 06:00	0.612	10.18	0.88
10/06/2011 07:00	0.627	10.17	0.88
10/06/2011 08:00	0.609	10.17	0.88
10/06/2011 09:00	0.58	10.17	0.88
10/06/2011 10:00	0.548	10.17	0.88
10/06/2011 11:00	0.516	10.16	0.88
10/06/2011 12:00	0.494	10.17	0.88
10/06/2011 13:00	0.487	10.16	0.88
10/06/2011 14:00	0.502	10.17	0.88
10/06/2011 15:00	0.526	10.16	0.88
10/06/2011 16:00	0.559	10.16	0.88
10/06/2011 17:00	0.602	10.18	0.88
10/06/2011 18:00	0.627	10.2	0.89
10/06/2011 19:00	0.636	10.16	0.88
10/06/2011 20:00	0.629	10.17	0.88
10/06/2011 21:00	0.599	10.17	0.88
10/06/2011 22:00	0.557	10.21	0.89
10/06/2011 23:00	0.509	10.18	0.88
11/06/2011 00:00	0.467	10.19	0.88
11/06/2011 01:00	0.441	10.19	0.89
11/06/2011 02:00	0.434	10.17	0.88
11/06/2011 03:00	0.454	10.19	0.89
11/06/2011 04:00	0.484	10.18	0.88
11/06/2011 05:00	0.525	10.18	0.88
11/06/2011 06:00	0.567	10.2	0.89
11/06/2011 07:00	0.608	10.19	0.89
11/06/2011 08:00	0.63	10.2	0.89
11/06/2011 09:00	0.629	10.19	0.89
11/06/2011 10:00	0.592	10.19	0.89
11/06/2011 11:00	0.554	10.18	0.88
11/06/2011 12:00	0.517	10.18	0.88
11/06/2011 13:00	0.489	10.17	0.88
11/06/2011 14:00	0.479	10.2	0.89
11/06/2011 15:00	0.495	10.17	0.88
11/06/2011 16:00	0.518	10.18	0.88
11/06/2011 17:00	0.552	10.18	0.89
11/06/2011 18:00	0.595	10.17	0.88
11/06/2011 19:00	0.631	10.17	0.88
11/06/2011 20:00	0.641	10.17	0.88

11/06/2011 21:00	0.641	10.18	0.89
11/06/2011 22:00	0.61	10.18	0.88
11/06/2011 23:00	0.564	10.19	0.89
12/06/2011 00:00	0.516	10.18	0.88
12/06/2011 01:00	0.476	10.19	0.89
12/06/2011 02:00	0.447	10.17	0.88
12/06/2011 03:00	0.437	10.17	0.88
12/06/2011 04:00	0.459	10.19	0.89
12/06/2011 05:00	0.493	10.19	0.89
12/06/2011 06:00	0.528	10.18	0.89
12/06/2011 07:00	0.563	10.18	0.89
12/06/2011 08:00	0.593	10.2	0.89
12/06/2011 09:00	0.616	10.2	0.89
12/06/2011 10:00	0.614	10.19	0.89
12/06/2011 11:00	0.588	10.21	0.89
12/06/2011 12:00	0.551	10.18	0.89
12/06/2011 13:00	0.518	10.17	0.89
12/06/2011 14:00	0.483	10.18	0.89
12/06/2011 15:00	0.471	10.2	0.89
12/06/2011 16:00	0.487	10.19	0.89
12/06/2011 17:00	0.516	10.17	0.89
12/06/2011 18:00	0.555	10.18	0.89
12/06/2011 19:00	0.6	10.2	0.89
12/06/2011 20:00	0.629	10.18	0.89
12/06/2011 21:00	0.647	10.2	0.89
12/06/2011 22:00	0.646	10.18	0.89
12/06/2011 23:00	0.617	10.2	0.89
13/06/2011 00:00	0.564	10.2	0.89
13/06/2011 01:00	0.521	10.18	0.89
13/06/2011 02:00	0.469	10.19	0.89
13/06/2011 03:00	0.436	10.24	0.89
13/06/2011 04:00	0.426	10.19	0.89
13/06/2011 05:00	0.439	10.18	0.89
13/06/2011 06:00	0.465	10.19	0.89
13/06/2011 07:00	0.51	10.18	0.89
13/06/2011 08:00	0.553	10.18	0.89
13/06/2011 09:00	0.596	10.17	0.89
13/06/2011 10:00	0.623	10.21	0.89
13/06/2011 11:00	0.613	10.2	0.89
13/06/2011 12:00	0.575	10.18	0.89
13/06/2011 13:00	0.538	10.19	0.89
13/06/2011 14:00	0.494	10.2	0.89
13/06/2011 15:00	0.457	10.21	0.89
13/06/2011 16:00	0.441	10.22	0.89
13/06/2011 17:00	0.459	10.21	0.89
13/06/2011 18:00	0.488	10.19	0.89
13/06/2011 19:00	0.538	10.2	0.89
13/06/2011 20:00	0.591	10.21	0.89
13/06/2011 21:00	0.631	10.2	0.89
13/06/2011 22:00	0.66	10.19	0.89
13/06/2011 23:00	0.662	10.2	0.89
14/06/2011 00:00	0.635	10.21	0.89
14/06/2011 01:00	0.591	10.21	0.89
14/06/2011 02:00	0.546	10.21	0.89
14/06/2011 03:00	0.5	10.21	0.89
14/06/2011 04:00	0.467	10.21	0.89
14/06/2011 05:00	0.466	10.19	0.89
14/06/2011 06:00	0.491	10.2	0.89
14/06/2011 07:00	0.519	10.2	0.89

14/06/2011 08:00	0.555	10.2	0.89
14/06/2011 09:00	0.6	10.21	0.89
14/06/2011 10:00	0.632	10.2	0.89
14/06/2011 11:00	0.647	10.19	0.89
14/06/2011 12:00	0.644	10.19	0.89
14/06/2011 13:00	0.606	10.21	0.89
14/06/2011 14:00	0.559	10.2	0.89
14/06/2011 15:00	0.514	10.2	0.89
14/06/2011 16:00	0.473	10.22	0.89
14/06/2011 17:00	0.455	10.2	0.89
14/06/2011 18:00	0.472	10.21	0.89
14/06/2011 19:00	0.512	10.22	0.89
14/06/2011 20:00	0.559	10.2	0.89
14/06/2011 21:00	0.603	10.21	0.89
14/06/2011 22:00	0.643	10.22	0.89
14/06/2011 23:00	0.664	10.2	0.89
15/06/2011 00:00	0.665	10.19	0.89
15/06/2011 01:00	0.64	10.21	0.89
15/06/2011 02:00	0.591	10.2	0.89
15/06/2011 03:00	0.538	10.21	0.89
15/06/2011 04:00	0.492	10.24	0.89
15/06/2011 05:00	0.457	10.22	0.89
15/06/2011 06:00	0.453	10.19	0.89
15/06/2011 07:00	0.481	10.22	0.89
15/06/2011 08:00	0.513	10.22	0.89
15/06/2011 09:00	0.55	10.2	0.89
15/06/2011 10:00	0.59	10.22	0.89
15/06/2011 11:00	0.619	10.19	0.89
15/06/2011 12:00	0.634	10.19	0.89
15/06/2011 13:00	0.621	10.2	0.89
15/06/2011 14:00	0.582	10.19	0.89
15/06/2011 15:00	0.532	10.21	0.89
15/06/2011 16:00	0.484	10.2	0.89
15/06/2011 17:00	0.447	10.19	0.89
15/06/2011 18:00	0.429	10.22	0.89
15/06/2011 19:00	0.462	10.19	0.89
15/06/2011 20:00	0.502	10.2	0.89
15/06/2011 21:00	0.546	10.2	0.89
15/06/2011 22:00	0.598	10.21	0.89
15/06/2011 23:00	0.646	10.19	0.89
16/06/2011 00:00	0.671	10.21	0.89
16/06/2011 01:00	0.675	10.21	0.89
16/06/2011 02:00	0.644	10.21	0.89
16/06/2011 03:00	0.595	10.19	0.89
16/06/2011 04:00	0.548	10.2	0.89
16/06/2011 05:00	0.497	10.19	0.89
16/06/2011 06:00	0.473	10.23	0.89
16/06/2011 07:00	0.489	10.22	0.89
16/06/2011 08:00	0.513	10.21	0.89
16/06/2011 09:00	0.546	10.21	0.89
16/06/2011 10:00	0.598	10.21	0.89
16/06/2011 11:00	0.64	10.22	0.89
16/06/2011 12:00	0.673	10.2	0.89
16/06/2011 13:00	0.688	10.21	0.89
16/06/2011 14:00	0.67	10.23	0.89
16/06/2011 15:00	0.625	10.2	0.89
16/06/2011 16:00	0.566	10.22	0.89
16/06/2011 17:00	0.511	10.22	0.89
16/06/2011 18:00	0.459	10.2	0.89

16/06/2011 19:00	0.462	10.22	0.89
16/06/2011 20:00	0.495	10.21	0.89
16/06/2011 21:00	0.535	10.23	0.89
16/06/2011 22:00	0.576	10.23	0.89
16/06/2011 23:00	0.627	10.24	0.89
17/06/2011 00:00	0.669	10.22	0.89
17/06/2011 01:00	0.693	10.23	0.89
17/06/2011 02:00	0.686	10.22	0.89
17/06/2011 03:00	0.648	10.23	0.89
17/06/2011 04:00	0.594	10.25	0.89
17/06/2011 05:00	0.545	10.22	0.89
17/06/2011 06:00	0.502	10.23	0.89
17/06/2011 07:00	0.478	10.25	0.89
17/06/2011 08:00	0.499	10.24	0.89
17/06/2011 09:00	0.532	10.23	0.89
17/06/2011 10:00	0.577	10.22	0.89
17/06/2011 11:00	0.628	10.23	0.89
17/06/2011 12:00	0.67	10.23	0.89
17/06/2011 13:00	0.679	10.25	0.89
17/06/2011 14:00	0.686	10.24	0.89
17/06/2011 15:00	0.658	10.24	0.89
17/06/2011 16:00	0.614	10.25	0.89
17/06/2011 17:00	0.559	10.24	0.89
17/06/2011 18:00	0.511	10.25	0.89
17/06/2011 19:00	0.47	10.23	0.89
17/06/2011 20:00	0.467	10.23	0.89
17/06/2011 21:00	0.496	10.25	0.89
17/06/2011 22:00	0.538	10.22	0.89
17/06/2011 23:00	0.595	10.24	0.89
18/06/2011 00:00	0.65	10.25	0.89
18/06/2011 01:00	0.698	10.23	0.89
18/06/2011 02:00	0.722	10.23	0.89
18/06/2011 03:00	0.712	10.25	0.89
18/06/2011 04:00	0.663	10.23	0.89
18/06/2011 05:00	0.614	10.23	0.89
18/06/2011 06:00	0.568	10.25	0.89
18/06/2011 07:00	0.529	10.24	0.89
18/06/2011 08:00	0.523	10.25	0.89
18/06/2011 09:00	0.551	10.25	0.89
18/06/2011 10:00	0.583	10.23	0.89
18/06/2011 11:00	0.626	10.24	0.89
18/06/2011 12:00	0.679	10.25	0.89
18/06/2011 13:00	0.723	10.24	0.89
18/06/2011 14:00	0.724	10.23	0.89
18/06/2011 15:00	0.71	10.24	0.89
18/06/2011 16:00	0.665	10.24	0.89
18/06/2011 17:00	0.611	10.24	0.89
18/06/2011 18:00	0.566	10.22	0.89
18/06/2011 19:00	0.516	10.23	0.89
18/06/2011 20:00	0.492	10.23	0.89
18/06/2011 21:00	0.502	10.22	0.89
18/06/2011 22:00	0.534	10.24	0.89
18/06/2011 23:00	0.574	10.23	0.89
19/06/2011 00:00	0.623	10.23	0.89
19/06/2011 01:00	0.676	10.23	0.89
19/06/2011 02:00	0.718	10.24	0.89
19/06/2011 03:00	0.735	10.24	0.89
19/06/2011 04:00	0.712	10.25	0.89
19/06/2011 05:00	0.669	10.23	0.89

19/06/2011 06:00	0.626	10.24	0.89
19/06/2011 07:00	0.584	10.23	0.89
19/06/2011 08:00	0.555	10.26	0.89
19/06/2011 09:00	0.564	10.26	0.89
19/06/2011 10:00	0.592	10.26	0.89
19/06/2011 11:00	0.632	10.25	0.89
19/06/2011 12:00	0.68	10.24	0.89
19/06/2011 13:00	0.719	10.24	0.89
19/06/2011 14:00	0.743	10.26	0.89
19/06/2011 15:00	0.745	10.24	0.89
19/06/2011 16:00	0.716	10.27	0.89
19/06/2011 17:00	0.675	10.26	0.89
19/06/2011 18:00	0.615	10.24	0.89
19/06/2011 19:00	0.558	10.24	0.89
19/06/2011 20:00	0.514	10.25	0.89
19/06/2011 21:00	0.494	10.25	0.89
19/06/2011 22:00	0.511	10.25	0.89
19/06/2011 23:00	0.537	10.24	0.89
20/06/2011 00:00	0.578	10.24	0.89
20/06/2011 01:00	0.626	10.28	0.89
20/06/2011 02:00	0.667	10.25	0.89
20/06/2011 03:00	0.702	10.26	0.89
20/06/2011 04:00	0.71	10.24	0.89
20/06/2011 05:00	0.677	10.27	0.89
20/06/2011 06:00	0.63	10.24	0.89
20/06/2011 07:00	0.58	10.24	0.89
20/06/2011 08:00	0.534	10.26	0.89
20/06/2011 09:00	0.516	10.27	0.89
20/06/2011 10:00	0.538	10.27	0.89
20/06/2011 11:00	0.577	10.25	0.89
20/06/2011 12:00	0.617	10.27	0.89
20/06/2011 13:00	0.664	10.25	0.89
20/06/2011 14:00	0.704	10.25	0.89
20/06/2011 15:00	0.718	10.27	0.89
20/06/2011 16:00	0.717	10.25	0.89
20/06/2011 17:00	0.694	10.27	0.89
20/06/2011 18:00	0.644	10.27	0.89
20/06/2011 19:00	0.597	10.27	0.89
20/06/2011 20:00	0.544	10.26	0.89
20/06/2011 21:00	0.503	10.26	0.89
20/06/2011 22:00	0.49	10.27	0.89
20/06/2011 23:00	0.505	10.26	0.89
21/06/2011 00:00	0.532	10.26	0.89
21/06/2011 01:00	0.574	10.25	0.89
21/06/2011 02:00	0.62	10.27	0.89
21/06/2011 03:00	0.666	10.24	0.89
21/06/2011 04:00	0.696	10.25	0.89
21/06/2011 05:00	0.692	10.27	0.89
21/06/2011 06:00	0.656	10.25	0.89
21/06/2011 07:00	0.611	10.25	0.89
21/06/2011 08:00	0.57	10.25	0.89
21/06/2011 09:00	0.535	10.26	0.89
21/06/2011 10:00	0.523	10.25	0.89
21/06/2011 11:00	0.549	10.24	0.89
21/06/2011 12:00	0.582	10.24	0.89
21/06/2011 13:00	0.626	10.25	0.89
21/06/2011 14:00	0.668	10.26	0.89
21/06/2011 15:00	0.701	10.27	0.89
21/06/2011 16:00	0.71	10.27	0.89

21/06/2011 17:00	0.695	10.26	0.89
21/06/2011 18:00	0.661	10.26	0.89
21/06/2011 19:00	0.616	10.25	0.89
21/06/2011 20:00	0.564	10.27	0.89
21/06/2011 21:00	0.52	10.27	0.89
21/06/2011 22:00	0.493	10.26	0.89
21/06/2011 23:00	0.489	10.26	0.89
22/06/2011 00:00	0.507	10.25	0.89
22/06/2011 01:00	0.538	10.26	0.89
22/06/2011 02:00	0.579	10.26	0.89
22/06/2011 03:00	0.621	10.25	0.89
22/06/2011 04:00	0.661	10.26	0.89
22/06/2011 05:00	0.686	10.27	0.89
22/06/2011 06:00	0.667	10.27	0.89
22/06/2011 07:00	0.629	10.24	0.89
22/06/2011 08:00	0.582	10.23	0.89
22/06/2011 09:00	0.55	10.25	0.89
22/06/2011 10:00	0.525	10.26	0.89
22/06/2011 11:00	0.536	10.25	0.89
22/06/2011 12:00	0.564	10.26	0.89
22/06/2011 13:00	0.595	10.25	0.89
22/06/2011 14:00	0.629	10.28	0.89
22/06/2011 15:00	0.673	10.27	0.89
22/06/2011 16:00	0.703	10.28	0.89
22/06/2011 17:00	0.705	10.27	0.89
22/06/2011 18:00	0.682	10.28	0.89
22/06/2011 19:00	0.647	10.27	0.89
22/06/2011 20:00	0.604	10.27	0.89
22/06/2011 21:00	0.563	10.27	0.89
22/06/2011 22:00	0.53	10.25	0.89
22/06/2011 23:00	0.509	10.28	0.89
23/06/2011 00:00	0.513	10.26	0.89
23/06/2011 01:00	0.536	10.29	0.89
23/06/2011 02:00	0.57	10.26	0.89
23/06/2011 03:00	0.611	10.25	0.89
23/06/2011 04:00	0.649	10.26	0.89
23/06/2011 05:00	0.687	10.27	0.89
23/06/2011 06:00	0.694	10.28	0.89
23/06/2011 07:00	0.671	10.28	0.89
23/06/2011 08:00	0.636	10.25	0.89
23/06/2011 09:00	0.603	10.27	0.89
23/06/2011 10:00	0.569	10.28	0.89
23/06/2011 11:00	0.55	10.28	0.89
23/06/2011 12:00	0.566	10.27	0.89
23/06/2011 13:00	0.587	10.25	0.89
23/06/2011 14:00	0.631	10.27	0.89
23/06/2011 15:00	0.661	10.26	0.89
23/06/2011 16:00	0.688	10.26	0.89
23/06/2011 17:00	0.702	10.26	0.89
23/06/2011 18:00	0.708	10.26	0.89
23/06/2011 19:00	0.69	10.27	0.89
23/06/2011 20:00	0.656	10.25	0.89
23/06/2011 21:00	0.613	10.25	0.89
23/06/2011 22:00	0.572	10.26	0.89
23/06/2011 23:00	0.538	10.25	0.89
24/06/2011 00:00	0.522	10.26	0.89
24/06/2011 01:00	0.517	10.26	0.89
24/06/2011 02:00	0.536	10.25	0.89
24/06/2011 03:00	0.564	10.28	0.89

24/06/2011 04:00	0.598	10.28	0.89
24/06/2011 05:00	0.638	10.27	0.89
24/06/2011 06:00	0.667	10.26	0.89
24/06/2011 07:00	0.673	10.27	0.89
24/06/2011 08:00	0.651	10.27	0.89
24/06/2011 09:00	0.613	10.26	0.89
24/06/2011 10:00	0.58	10.28	0.89
24/06/2011 11:00	0.558	10.26	0.89
24/06/2011 12:00	0.544	10.26	0.89
24/06/2011 13:00	0.551	10.27	0.89
24/06/2011 14:00	0.576	10.25	0.89
24/06/2011 15:00	0.605	10.29	0.89
24/06/2011 16:00	0.63	10.24	0.89
24/06/2011 17:00	0.672	10.26	0.89
24/06/2011 18:00	0.692	10.27	0.89
24/06/2011 19:00	0.696	10.26	0.89
24/06/2011 20:00	0.678	10.25	0.89
24/06/2011 21:00	0.642	10.26	0.89
24/06/2011 22:00	0.601	10.3	0.89
24/06/2011 23:00	0.557	10.27	0.89
25/06/2011 00:00	0.526	10.26	0.89
25/06/2011 01:00	0.508	10.26	0.89
25/06/2011 02:00	0.506	10.26	0.89
25/06/2011 03:00	0.526	10.26	0.89
25/06/2011 04:00	0.553	10.27	0.89
25/06/2011 05:00	0.592	10.29	0.89
25/06/2011 06:00	0.629	10.25	0.89
25/06/2011 07:00	0.657	10.27	0.89
25/06/2011 08:00	0.66	10.28	0.89
25/06/2011 09:00	0.639	10.26	0.89
25/06/2011 10:00	0.609	10.28	0.89
25/06/2011 11:00	0.574	10.28	0.89
25/06/2011 12:00	0.541	10.28	0.89
25/06/2011 13:00	0.524	10.3	0.89
25/06/2011 14:00	0.524	10.29	0.89
25/06/2011 15:00	0.538	10.29	0.89
25/06/2011 16:00	0.568	10.26	0.89
25/06/2011 17:00	0.603	10.29	0.89
25/06/2011 18:00	0.635	10.28	0.89
25/06/2011 19:00	0.658	10.28	0.89
25/06/2011 20:00	0.664	10.28	0.89
25/06/2011 21:00	0.645	10.29	0.89
25/06/2011 22:00	0.618	10.28	0.89
25/06/2011 23:00	0.579	10.28	0.89
26/06/2011 00:00	0.549	10.29	0.89
26/06/2011 01:00	0.52	10.28	0.89
26/06/2011 02:00	0.506	10.29	0.89
26/06/2011 03:00	0.511	10.29	0.89
26/06/2011 04:00	0.536	10.28	0.89
26/06/2011 05:00	0.569	10.28	0.89
26/06/2011 06:00	0.606	10.28	0.89
26/06/2011 07:00	0.635	10.27	0.89
26/06/2011 08:00	0.656	10.26	0.89
26/06/2011 09:00	0.665	10.27	0.89
26/06/2011 10:00	0.653	10.27	0.89
26/06/2011 11:00	0.629	10.27	0.89
26/06/2011 12:00	0.599	10.27	0.89
26/06/2011 13:00	0.574	10.28	0.89
26/06/2011 14:00	0.554	10.28	0.89

26/06/2011 15:00	0.547	10.29	0.89
26/06/2011 16:00	0.565	10.28	0.89
26/06/2011 17:00	0.593	10.3	0.9
26/06/2011 18:00	0.629	10.26	0.89
26/06/2011 19:00	0.656	10.27	0.89
26/06/2011 20:00	0.675	10.26	0.89
26/06/2011 21:00	0.674	10.28	0.89
26/06/2011 22:00	0.661	10.28	0.89
26/06/2011 23:00	0.626	10.31	0.9
27/06/2011 00:00	0.594	10.28	0.89
27/06/2011 01:00	0.554	10.28	0.89
27/06/2011 02:00	0.529	10.28	0.89
27/06/2011 03:00	0.511	10.28	0.89
27/06/2011 04:00	0.51	10.28	0.89
27/06/2011 05:00	0.53	10.28	0.89
27/06/2011 06:00	0.563	10.28	0.89
27/06/2011 07:00	0.593	10.28	0.89
27/06/2011 08:00	0.622	10.27	0.89
27/06/2011 09:00	0.651	10.27	0.89
27/06/2011 10:00	0.665	10.3	0.9
27/06/2011 11:00	0.652	10.28	0.89
27/06/2011 12:00	0.623	10.28	0.89
27/06/2011 13:00	0.594	10.3	0.9
27/06/2011 14:00	0.564	10.29	0.9
27/06/2011 15:00	0.542	10.27	0.89
27/06/2011 16:00	0.546	10.28	0.89
27/06/2011 17:00	0.56	10.28	0.89
27/06/2011 18:00	0.591	10.29	0.9
27/06/2011 19:00	0.625	10.29	0.9
27/06/2011 20:00	0.66	10.3	0.9
27/06/2011 21:00	0.686	10.3	0.9
27/06/2011 22:00	0.695	10.29	0.9
27/06/2011 23:00	0.684	10.3	0.9
28/06/2011 00:00	0.654	10.27	0.89
28/06/2011 01:00	0.621	10.29	0.9
28/06/2011 02:00	0.585	10.29	0.9
28/06/2011 03:00	0.554	10.29	0.9
28/06/2011 04:00	0.541	10.28	0.89
28/06/2011 05:00	0.546	10.3	0.9
28/06/2011 06:00	0.567	10.3	0.9
28/06/2011 07:00	0.597	10.29	0.9
28/06/2011 08:00	0.625	10.29	0.9
28/06/2011 09:00	0.66	10.31	0.9
28/06/2011 10:00	0.684	10.3	0.9
28/06/2011 11:00	0.694	10.29	0.9
28/06/2011 12:00	0.674	10.31	0.9
28/06/2011 13:00	0.631	10.29	0.9
28/06/2011 14:00	0.599	10.3	0.9
28/06/2011 15:00	0.564	10.3	0.9
28/06/2011 16:00	0.55	10.29	0.9
28/06/2011 17:00	0.546	10.3	0.9
28/06/2011 18:00	0.577	10.31	0.9
28/06/2011 19:00	0.608	10.3	0.9
28/06/2011 20:00	0.642	10.31	0.9
28/06/2011 21:00	0.677	10.31	0.9
28/06/2011 22:00	0.705	10.3	0.9
28/06/2011 23:00	0.714	10.3	0.9
29/06/2011 00:00	0.7	10.31	0.9
29/06/2011 01:00	0.662	10.29	0.9

29/06/2011 02:00	0.627	10.3	0.9
29/06/2011 03:00	0.587	10.29	0.9
29/06/2011 04:00	0.558	10.3	0.9
29/06/2011 05:00	0.55	10.3	0.9
29/06/2011 06:00	0.56	10.3	0.9
29/06/2011 07:00	0.586	10.29	0.9
29/06/2011 08:00	0.609	10.31	0.9
29/06/2011 09:00	0.647	10.3	0.9
29/06/2011 10:00	0.679	10.32	0.9
29/06/2011 11:00	0.694	10.31	0.9
29/06/2011 12:00	0.695	10.3	0.9
29/06/2011 13:00	0.67	10.31	0.9
29/06/2011 14:00	0.631	10.29	0.9
29/06/2011 15:00	0.592	10.3	0.9
29/06/2011 16:00	0.556	10.3	0.9
29/06/2011 17:00	0.536	10.31	0.9
29/06/2011 18:00	0.542	10.28	0.9
29/06/2011 19:00	0.566	10.31	0.9
29/06/2011 20:00	0.598	10.31	0.9
29/06/2011 21:00	0.639	10.3	0.9
29/06/2011 22:00	0.672	10.32	0.9
29/06/2011 23:00	0.692	10.32	0.9
30/06/2011 00:00	0.698	10.31	0.9
30/06/2011 01:00	0.675	10.3	0.9
30/06/2011 02:00	0.634	10.32	0.9
30/06/2011 03:00	0.595	10.32	0.9
30/06/2011 04:00	0.55	10.32	0.9
30/06/2011 05:00	0.527	10.3	0.9
30/06/2011 06:00	0.525	10.32	0.9
30/06/2011 07:00	0.542	10.32	0.9
30/06/2011 08:00	0.57	10.3	0.9
30/06/2011 09:00	0.602	10.3	0.9
30/06/2011 10:00	0.645	10.29	0.9

END OF DATA FILE OF DATALOGGER FOR WINDOWS

:

9_6_K4958_110715104518.CSV

Data file for DataLogger.

=====

COMPANY : <Company name>

COMP.STATUS: Done

DATE : 15/07/2011

TIME : 10:45:42

FILENAME : C:\Documents and Settings\All Users\Application Data\DiverOffice\Sizewell\CSV\pz2009_ :

CREATED BY : SWS Diver-Office 4.0.76.0

===== BEGINNING OF DATA =====

[Logger settings]

Instrument type =CTD-Diver=17

Status =Started =0

Serial number =.00-K4991 317.

Instrument number =

=0

Location =pz2009_7

Sample period =M60

Sample method =T

Number of channels =3

[Channel 1]

Identification =WATER HEAD

Reference level =4.000 m

Range =17.500 m

Master level =1750 CMH2O

Altitude =0 m

[Channel 2]

Identification =TEMPERATURE

Reference level =-20.00 °C

Range =100.00 °C

[Channel 3]

Identification =1: CONDUCTIVITY

Reference level =0.00 mS/cm

Range =120.00 mS/cm

[Series settings]

Serial number =.00-K4991 317.

Instrument number =

Location =pz2009_7

Sample period =00 00:60:00 0

Sample method =T

Start date / time =00:00:06 09/04/11

End date / time =00:00:10 24/06/11

[Channel 1 from data header]

Identification =WATER HEAD

Reference level =4.000 m

Range =17.500 m

Master level =1750 CMH2O

Altitude =0 m

[Channel 2 from data header]

Identification =TEMPERATURE

Reference level =-20.00 °C

Range =100.00 °C

[Channel 3 from data header]

Identification =1: CONDUCTIVITY

Reference level =0.00 mS/cm
Range =120.00 mS/cm

[Data]

1829

Date/time	Water head[m]	Temperature[°C]	1:Conductivity[mS/cm]
09/04/2011 06:00	0.587	9.96	1.08
09/04/2011 07:00	0.563	9.91	1.08
09/04/2011 08:00	0.539	10.03	1.08
09/04/2011 09:00	0.518	10.04	1.08
09/04/2011 10:00	0.515	10.05	1.08
09/04/2011 11:00	0.52	10.04	1.08
09/04/2011 12:00	0.531	10.05	1.08
09/04/2011 13:00	0.546	10.03	1.08
09/04/2011 14:00	0.565	10.14	1.08
09/04/2011 15:00	0.577	10.01	1.08
09/04/2011 16:00	0.583	10.06	1.08
09/04/2011 17:00	0.586	10.01	1.08
09/04/2011 18:00	0.577	9.91	1.08
09/04/2011 19:00	0.559	10.02	1.08
09/04/2011 20:00	0.537	10.07	1.08
09/04/2011 21:00	0.516	9.93	1.08
09/04/2011 22:00	0.509	9.96	1.08
09/04/2011 23:00	0.517	9.94	1.08
10/04/2011 00:00	0.523	10	1.08
10/04/2011 01:00	0.539	10.08	1.08
10/04/2011 02:00	0.558	9.98	1.08
10/04/2011 03:00	0.573	9.97	1.08
10/04/2011 04:00	0.586	10.1	1.08
10/04/2011 05:00	0.587	10.03	1.08
10/04/2011 06:00	0.579	9.99	1.08
10/04/2011 07:00	0.559	10.06	1.08
10/04/2011 08:00	0.535	10.02	1.08
10/04/2011 09:00	0.513	9.97	1.08
10/04/2011 10:00	0.502	10.03	1.08
10/04/2011 11:00	0.502	9.96	1.08
10/04/2011 12:00	0.509	10.02	1.08
10/04/2011 13:00	0.525	10.12	1.08
10/04/2011 14:00	0.537	10.04	1.08
10/04/2011 15:00	0.557	10.09	1.08
10/04/2011 16:00	0.573	10.07	1.08
10/04/2011 17:00	0.578	10.06	1.08
10/04/2011 18:00	0.577	10.13	1.08
10/04/2011 19:00	0.561	10.01	1.08
10/04/2011 20:00	0.55	10.11	1.08
10/04/2011 21:00	0.527	10.1	1.08
10/04/2011 22:00	0.513	10.05	1.08
10/04/2011 23:00	0.508	9.98	1.08
11/04/2011 00:00	0.508	9.85	1.08
11/04/2011 01:00	0.519	10.05	1.08
11/04/2011 02:00	0.533	10.07	1.08
11/04/2011 03:00	0.549	10.04	1.08
11/04/2011 04:00	0.565	10.07	1.08
11/04/2011 05:00	0.58	10.02	1.08
11/04/2011 06:00	0.581	10	1.08
11/04/2011 07:00	0.57	10.06	1.08
11/04/2011 08:00	0.553	9.88	1.08
11/04/2011 09:00	0.535	9.98	1.08

11/04/2011 10:00	0.518	10.11	1.08
11/04/2011 11:00	0.51	10.04	1.08
11/04/2011 12:00	0.512	10.01	1.08
11/04/2011 13:00	0.514	10.04	1.08
11/04/2011 14:00	0.531	10.04	1.08
11/04/2011 15:00	0.546	10.05	1.08
11/04/2011 16:00	0.563	10.09	1.08
11/04/2011 17:00	0.582	10.11	1.08
11/04/2011 18:00	0.587	10	1.08
11/04/2011 19:00	0.58	9.97	1.08
11/04/2011 20:00	0.567	10.05	1.08
11/04/2011 21:00	0.549	10.06	1.08
11/04/2011 22:00	0.535	10.1	1.08
11/04/2011 23:00	0.518	10.11	1.08
12/04/2011 00:00	0.512	10.07	1.08
12/04/2011 01:00	0.517	9.96	1.08
12/04/2011 02:00	0.522	9.99	1.08
12/04/2011 03:00	0.539	10.03	1.08
12/04/2011 04:00	0.559	10.05	1.08
12/04/2011 05:00	0.575	9.91	1.08
12/04/2011 06:00	0.588	10.09	1.08
12/04/2011 07:00	0.595	9.98	1.08
12/04/2011 08:00	0.584	10.02	1.08
12/04/2011 09:00	0.57	10.02	1.08
12/04/2011 10:00	0.544	9.93	1.08
12/04/2011 11:00	0.541	10.05	1.08
12/04/2011 12:00	0.533	10.02	1.08
12/04/2011 13:00	0.532	10.05	1.08
12/04/2011 14:00	0.525	10.1	1.08
12/04/2011 15:00	0.543	10.04	1.08
12/04/2011 16:00	0.558	10.09	1.08
12/04/2011 17:00	0.573	9.83	1.08
12/04/2011 18:00	0.587	9.94	1.08
12/04/2011 19:00	0.594	9.96	1.08
12/04/2011 20:00	0.59	10.08	1.08
12/04/2011 21:00	0.577	9.97	1.08
12/04/2011 22:00	0.557	9.97	1.08
12/04/2011 23:00	0.538	10.09	1.08
13/04/2011 00:00	0.524	9.92	1.08
13/04/2011 01:00	0.511	9.95	1.08
13/04/2011 02:00	0.507	10.03	1.08
13/04/2011 03:00	0.512	10.1	1.08
13/04/2011 04:00	0.524	10.05	1.08
13/04/2011 05:00	0.537	10.03	1.08
13/04/2011 06:00	0.551	10	1.08
13/04/2011 07:00	0.569	10.07	1.08
13/04/2011 08:00	0.572	10.08	1.08
13/04/2011 09:00	0.569	9.97	1.08
13/04/2011 10:00	0.556	9.96	1.08
13/04/2011 11:00	0.543	10.08	1.08
13/04/2011 12:00	0.529	10.02	1.08
13/04/2011 13:00	0.521	10.03	1.08
13/04/2011 14:00	0.516	9.93	1.08
13/04/2011 15:00	0.514	10.03	1.08
13/04/2011 16:00	0.518	10.07	1.08
13/04/2011 17:00	0.534	10.01	1.08
13/04/2011 18:00	0.554	10.06	1.08
13/04/2011 19:00	0.566	10.07	1.08
13/04/2011 20:00	0.573	10.11	1.08

13/04/2011 21:00	0.575	10.05	1.08
13/04/2011 22:00	0.567	10.09	1.08
13/04/2011 23:00	0.552	10.12	1.08
14/04/2011 00:00	0.534	9.95	1.08
14/04/2011 01:00	0.517	10.06	1.08
14/04/2011 02:00	0.505	10.04	1.08
14/04/2011 03:00	0.503	10.09	1.08
14/04/2011 04:00	0.508	10.03	1.08
14/04/2011 05:00	0.519	10.12	1.08
14/04/2011 06:00	0.538	10.01	1.08
14/04/2011 07:00	0.558	10.02	1.08
14/04/2011 08:00	0.573	9.96	1.08
14/04/2011 09:00	0.584	9.96	1.08
14/04/2011 10:00	0.577	10.1	1.08
14/04/2011 11:00	0.57	10.07	1.08
14/04/2011 12:00	0.556	10.01	1.08
14/04/2011 13:00	0.54	10.07	1.08
14/04/2011 14:00	0.524	9.86	1.08
14/04/2011 15:00	0.519	9.93	1.08
14/04/2011 16:00	0.516	9.79	1.08
14/04/2011 17:00	0.53	10.05	1.08
14/04/2011 18:00	0.549	10.08	1.08
14/04/2011 19:00	0.566	10.04	1.08
14/04/2011 20:00	0.577	10.04	1.08
14/04/2011 21:00	0.586	10.02	1.08
14/04/2011 22:00	0.588	9.99	1.08
14/04/2011 23:00	0.577	9.82	1.08
15/04/2011 00:00	0.558	10	1.08
15/04/2011 01:00	0.543	9.9	1.08
15/04/2011 02:00	0.519	9.75	1.08
15/04/2011 03:00	0.505	9.83	1.08
15/04/2011 04:00	0.496	9.98	1.08
15/04/2011 05:00	0.5	9.98	1.08
15/04/2011 06:00	0.515	9.82	1.08
15/04/2011 07:00	0.531	10.03	1.08
15/04/2011 08:00	0.549	9.92	1.08
15/04/2011 09:00	0.563	10.01	1.08
15/04/2011 10:00	0.575	9.94	1.08
15/04/2011 11:00	0.576	9.98	1.08
15/04/2011 12:00	0.563	9.99	1.08
15/04/2011 13:00	0.544	9.95	1.08
15/04/2011 14:00	0.526	10.01	1.08
15/04/2011 15:00	0.503	9.95	1.08
15/04/2011 16:00	0.493	9.98	1.08
15/04/2011 17:00	0.498	9.84	1.08
15/04/2011 18:00	0.514	10.06	1.08
15/04/2011 19:00	0.53	9.99	1.08
15/04/2011 20:00	0.552	9.98	1.08
15/04/2011 21:00	0.566	9.93	1.08
15/04/2011 22:00	0.576	9.8	1.08
15/04/2011 23:00	0.578	9.87	1.08
16/04/2011 00:00	0.574	9.82	1.08
16/04/2011 01:00	0.552	10.04	1.08
16/04/2011 02:00	0.528	9.99	1.08
16/04/2011 03:00	0.501	9.92	1.08
16/04/2011 04:00	0.484	9.91	1.08
16/04/2011 05:00	0.481	9.97	1.08
16/04/2011 06:00	0.491	9.76	1.08
16/04/2011 07:00	0.511	9.94	1.08

16/04/2011 08:00	0.525	9.96	1.08
16/04/2011 09:00	0.548	9.99	1.08
16/04/2011 10:00	0.565	9.83	1.08
16/04/2011 11:00	0.577	10.07	1.08
16/04/2011 12:00	0.576	9.93	1.08
16/04/2011 13:00	0.563	10.02	1.08
16/04/2011 14:00	0.545	9.93	1.08
16/04/2011 15:00	0.522	9.99	1.08
16/04/2011 16:00	0.5	9.95	1.08
16/04/2011 17:00	0.494	10.04	1.08
16/04/2011 18:00	0.501	9.82	1.08
16/04/2011 19:00	0.525	9.95	1.08
16/04/2011 20:00	0.544	9.97	1.08
16/04/2011 21:00	0.57	10.06	1.08
16/04/2011 22:00	0.585	9.74	1.08
16/04/2011 23:00	0.587	9.94	1.08
17/04/2011 00:00	0.589	9.92	1.08
17/04/2011 01:00	0.577	9.85	1.08
17/04/2011 02:00	0.555	9.97	1.08
17/04/2011 03:00	0.528	10.04	1.08
17/04/2011 04:00	0.499	9.85	1.08
17/04/2011 05:00	0.486	9.87	1.08
17/04/2011 06:00	0.485	10.07	1.08
17/04/2011 07:00	0.496	10.04	1.08
17/04/2011 08:00	0.512	9.96	1.08
17/04/2011 09:00	0.525	9.9	1.08
17/04/2011 10:00	0.548	9.92	1.08
17/04/2011 11:00	0.561	9.93	1.08
17/04/2011 12:00	0.575	10.04	1.08
17/04/2011 13:00	0.572	10	1.08
17/04/2011 14:00	0.557	10.05	1.08
17/04/2011 15:00	0.532	10.03	1.08
17/04/2011 16:00	0.509	9.99	1.08
17/04/2011 17:00	0.493	10.04	1.08
17/04/2011 18:00	0.499	9.82	1.08
17/04/2011 19:00	0.511	9.96	1.08
17/04/2011 20:00	0.532	9.96	1.08
17/04/2011 21:00	0.549	10.02	1.08
17/04/2011 22:00	0.568	9.95	1.08
17/04/2011 23:00	0.592	10.1	1.08
18/04/2011 00:00	0.595	10.11	1.08
18/04/2011 01:00	0.588	9.97	1.08
18/04/2011 02:00	0.577	10.06	1.08
18/04/2011 03:00	0.551	9.91	1.08
18/04/2011 04:00	0.522	9.93	1.08
18/04/2011 05:00	0.498	9.79	1.08
18/04/2011 06:00	0.477	10.07	1.08
18/04/2011 07:00	0.48	9.82	1.08
18/04/2011 08:00	0.493	9.92	1.08
18/04/2011 09:00	0.511	9.85	1.08
18/04/2011 10:00	0.527	9.92	1.08
18/04/2011 11:00	0.556	10.07	1.08
18/04/2011 12:00	0.565	9.93	1.08
18/04/2011 13:00	0.577	9.94	1.08
18/04/2011 14:00	0.569	9.88	1.08
18/04/2011 15:00	0.547	10.01	1.08
18/04/2011 16:00	0.529	9.97	1.08
18/04/2011 17:00	0.505	10.02	1.08
18/04/2011 18:00	0.49	9.9	1.08

18/04/2011 19:00	0.496	10.06	1.08
18/04/2011 20:00	0.514	9.92	1.08
18/04/2011 21:00	0.529	9.88	1.08
18/04/2011 22:00	0.552	10.1	1.08
18/04/2011 23:00	0.575	10.05	1.08
19/04/2011 00:00	0.593	10.02	1.08
19/04/2011 01:00	0.6	10.07	1.08
19/04/2011 02:00	0.595	9.72	1.08
19/04/2011 03:00	0.571	9.94	1.08
19/04/2011 04:00	0.545	9.99	1.08
19/04/2011 05:00	0.513	10.08	1.08
19/04/2011 06:00	0.485	10.09	1.08
19/04/2011 07:00	0.472	10.06	1.08
19/04/2011 08:00	0.479	9.85	1.08
19/04/2011 09:00	0.492	10.03	1.08
19/04/2011 10:00	0.511	9.87	1.08
19/04/2011 11:00	0.531	9.83	1.08
19/04/2011 12:00	0.556	9.86	1.08
19/04/2011 13:00	0.571	10.01	1.08
19/04/2011 14:00	0.575	10.03	1.08
19/04/2011 15:00	0.564	10.1	1.08
19/04/2011 16:00	0.545	9.84	1.08
19/04/2011 17:00	0.53	9.81	1.08
19/04/2011 18:00	0.504	9.85	1.08
19/04/2011 19:00	0.493	9.99	1.08
19/04/2011 20:00	0.504	10.05	1.08
19/04/2011 21:00	0.52	10.05	1.08
19/04/2011 22:00	0.542	10.1	1.08
19/04/2011 23:00	0.567	10.02	1.08
20/04/2011 00:00	0.592	10.1	1.08
20/04/2011 01:00	0.606	10.06	1.08
20/04/2011 02:00	0.612	10.02	1.08
20/04/2011 03:00	0.602	10.06	1.08
20/04/2011 04:00	0.578	9.94	1.08
20/04/2011 05:00	0.552	9.9	1.08
20/04/2011 06:00	0.524	10.02	1.08
20/04/2011 07:00	0.498	9.93	1.08
20/04/2011 08:00	0.488	9.95	1.08
20/04/2011 09:00	0.492	10.03	1.08
20/04/2011 10:00	0.508	9.88	1.08
20/04/2011 11:00	0.528	10.04	1.08
20/04/2011 12:00	0.562	10.07	1.08
20/04/2011 13:00	0.579	9.95	1.08
20/04/2011 14:00	0.588	10.02	1.08
20/04/2011 15:00	0.583	9.94	1.08
20/04/2011 16:00	0.571	9.93	1.08
20/04/2011 17:00	0.547	9.96	1.08
20/04/2011 18:00	0.52	10.04	1.08
20/04/2011 19:00	0.498	9.96	1.08
20/04/2011 20:00	0.487	9.91	1.08
20/04/2011 21:00	0.494	9.97	1.08
20/04/2011 22:00	0.511	10.04	1.08
20/04/2011 23:00	0.534	9.91	1.08
21/04/2011 00:00	0.559	10.02	1.08
21/04/2011 01:00	0.583	9.91	1.08
21/04/2011 02:00	0.598	9.85	1.08
21/04/2011 03:00	0.604	9.99	1.08
21/04/2011 04:00	0.591	9.92	1.08
21/04/2011 05:00	0.566	9.99	1.08

21/04/2011 06:00	0.541	9.86	1.08
21/04/2011 07:00	0.513	9.99	1.08
21/04/2011 08:00	0.492	10	1.08
21/04/2011 09:00	0.49	9.97	1.08
21/04/2011 10:00	0.502	10.08	1.08
21/04/2011 11:00	0.514	10.02	1.08
21/04/2011 12:00	0.535	10.11	1.08
21/04/2011 13:00	0.562	9.97	1.08
21/04/2011 14:00	0.577	9.93	1.08
21/04/2011 15:00	0.585	9.96	1.08
21/04/2011 16:00	0.584	9.86	1.08
21/04/2011 17:00	0.561	10.04	1.08
21/04/2011 18:00	0.546	9.92	1.08
21/04/2011 19:00	0.523	9.99	1.08
21/04/2011 20:00	0.499	10.03	1.08
21/04/2011 21:00	0.494	10.04	1.08
21/04/2011 22:00	0.504	10	1.08
21/04/2011 23:00	0.521	10.09	1.08
22/04/2011 00:00	0.541	10.11	1.08
22/04/2011 01:00	0.568	10.02	1.08
22/04/2011 02:00	0.587	9.92	1.08
22/04/2011 03:00	0.602	9.95	1.08
22/04/2011 04:00	0.602	10.06	1.08
22/04/2011 05:00	0.589	9.88	1.08
22/04/2011 06:00	0.568	10.02	1.08
22/04/2011 07:00	0.542	9.93	1.08
22/04/2011 08:00	0.514	10.01	1.08
22/04/2011 09:00	0.499	9.91	1.08
22/04/2011 10:00	0.494	10.06	1.08
22/04/2011 11:00	0.509	10.11	1.08
22/04/2011 12:00	0.524	9.96	1.08
22/04/2011 13:00	0.545	10.09	1.08
22/04/2011 14:00	0.561	9.98	1.08
22/04/2011 15:00	0.578	9.93	1.08
22/04/2011 16:00	0.586	10.06	1.08
22/04/2011 17:00	0.574	9.86	1.08
22/04/2011 18:00	0.556	10.08	1.08
22/04/2011 19:00	0.531	9.89	1.08
22/04/2011 20:00	0.513	10.03	1.08
22/04/2011 21:00	0.494	10.12	1.08
22/04/2011 22:00	0.49	10.08	1.08
22/04/2011 23:00	0.499	9.9	1.08
23/04/2011 00:00	0.513	9.94	1.08
23/04/2011 01:00	0.531	10.01	1.08
23/04/2011 02:00	0.555	9.84	1.08
23/04/2011 03:00	0.572	10.05	1.08
23/04/2011 04:00	0.587	10.02	1.08
23/04/2011 05:00	0.587	9.92	1.08
23/04/2011 06:00	0.574	9.8	1.08
23/04/2011 07:00	0.554	9.98	1.08
23/04/2011 08:00	0.525	9.99	1.08
23/04/2011 09:00	0.502	10	1.08
23/04/2011 10:00	0.491	9.99	1.08
23/04/2011 11:00	0.498	10.03	1.08
23/04/2011 12:00	0.512	9.98	1.08
23/04/2011 13:00	0.527	10.02	1.08
23/04/2011 14:00	0.549	10.04	1.08
23/04/2011 15:00	0.568	9.91	1.08
23/04/2011 16:00	0.575	10.09	1.08

23/04/2011 17:00	0.578	9.99	1.08
23/04/2011 18:00	0.57	10.04	1.08
23/04/2011 19:00	0.552	9.96	1.08
23/04/2011 20:00	0.527	9.98	1.08
23/04/2011 21:00	0.502	9.93	1.08
23/04/2011 22:00	0.49	10.09	1.08
23/04/2011 23:00	0.488	9.95	1.08
24/04/2011 00:00	0.497	9.9	1.08
24/04/2011 01:00	0.511	10.02	1.08
24/04/2011 02:00	0.529	10	1.08
24/04/2011 03:00	0.55	10.03	1.08
24/04/2011 04:00	0.57	10.07	1.08
24/04/2011 05:00	0.582	10.05	1.08
24/04/2011 06:00	0.58	10.06	1.08
24/04/2011 07:00	0.566	10.07	1.08
24/04/2011 08:00	0.542	10.02	1.08
24/04/2011 09:00	0.524	9.93	1.08
24/04/2011 10:00	0.51	9.93	1.08
24/04/2011 11:00	0.501	10.08	1.08
24/04/2011 12:00	0.51	10	1.08
24/04/2011 13:00	0.523	9.87	1.08
24/04/2011 14:00	0.533	10.02	1.08
24/04/2011 15:00	0.557	10.05	1.08
24/04/2011 16:00	0.572	9.96	1.08
24/04/2011 17:00	0.582	10.03	1.08
24/04/2011 18:00	0.579	10.07	1.08
24/04/2011 19:00	0.571	10.12	1.08
24/04/2011 20:00	0.547	10.03	1.08
24/04/2011 21:00	0.523	9.93	1.08
24/04/2011 22:00	0.507	9.93	1.08
24/04/2011 23:00	0.494	10.09	1.08
25/04/2011 00:00	0.492	9.91	1.08
25/04/2011 01:00	0.496	10.02	1.08
25/04/2011 02:00	0.507	9.91	1.08
25/04/2011 03:00	0.522	9.94	1.08
25/04/2011 04:00	0.541	10.1	1.08
25/04/2011 05:00	0.559	9.93	1.08
25/04/2011 06:00	0.574	10.09	1.08
25/04/2011 07:00	0.57	9.98	1.08
25/04/2011 08:00	0.561	9.99	1.08
25/04/2011 09:00	0.541	10	1.08
25/04/2011 10:00	0.525	9.89	1.08
25/04/2011 11:00	0.515	10.02	1.08
25/04/2011 12:00	0.507	10.03	1.08
25/04/2011 13:00	0.511	9.98	1.08
25/04/2011 14:00	0.517	9.99	1.08
25/04/2011 15:00	0.528	10	1.08
25/04/2011 16:00	0.541	10.13	1.08
25/04/2011 17:00	0.556	9.99	1.08
25/04/2011 18:00	0.566	9.97	1.08
25/04/2011 19:00	0.573	9.89	1.08
25/04/2011 20:00	0.561	10.06	1.08
25/04/2011 21:00	0.541	9.88	1.08
25/04/2011 22:00	0.524	10.05	1.08
25/04/2011 23:00	0.505	10	1.08
26/04/2011 00:00	0.491	9.97	1.08
26/04/2011 01:00	0.489	10.09	1.08
26/04/2011 02:00	0.494	10.05	1.08
26/04/2011 03:00	0.497	10.07	1.08

26/04/2011 04:00	0.517	10.03	1.08
26/04/2011 05:00	0.536	10.12	1.08
26/04/2011 06:00	0.549	10	1.08
26/04/2011 07:00	0.562	10.07	1.08
26/04/2011 08:00	0.563	9.95	1.08
26/04/2011 09:00	0.558	10.12	1.08
26/04/2011 10:00	0.542	9.92	1.08
26/04/2011 11:00	0.527	10.05	1.08
26/04/2011 12:00	0.515	10.03	1.08
26/04/2011 13:00	0.507	10.07	1.08
26/04/2011 14:00	0.512	10.03	1.08
26/04/2011 15:00	0.518	10.04	1.08
26/04/2011 16:00	0.529	10.09	1.08
26/04/2011 17:00	0.546	10.14	1.08
26/04/2011 18:00	0.559	10.08	1.08
26/04/2011 19:00	0.568	9.98	1.08
26/04/2011 20:00	0.564	9.96	1.08
26/04/2011 21:00	0.56	9.93	1.08
26/04/2011 22:00	0.545	10.08	1.08
26/04/2011 23:00	0.53	10.12	1.08
27/04/2011 00:00	0.514	9.88	1.08
27/04/2011 01:00	0.498	9.91	1.08
27/04/2011 02:00	0.489	9.98	1.08
27/04/2011 03:00	0.483	9.93	1.08
27/04/2011 04:00	0.496	10.12	1.08
27/04/2011 05:00	0.508	9.92	1.08
27/04/2011 06:00	0.525	10.11	1.08
27/04/2011 07:00	0.541	9.82	1.08
27/04/2011 08:00	0.556	10.07	1.08
27/04/2011 09:00	0.563	10.1	1.08
27/04/2011 10:00	0.553	10.1	1.08
27/04/2011 11:00	0.547	10.05	1.08
27/04/2011 12:00	0.534	9.91	1.08
27/04/2011 13:00	0.523	10.06	1.08
27/04/2011 14:00	0.51	10.05	1.08
27/04/2011 15:00	0.509	9.94	1.08
27/04/2011 16:00	0.516	10	1.08
27/04/2011 17:00	0.525	10.05	1.08
27/04/2011 18:00	0.544	10.11	1.08
27/04/2011 19:00	0.56	10.08	1.08
27/04/2011 20:00	0.571	10.11	1.08
27/04/2011 21:00	0.572	10.14	1.08
27/04/2011 22:00	0.566	9.96	1.08
27/04/2011 23:00	0.554	10.09	1.08
28/04/2011 00:00	0.533	10.06	1.08
28/04/2011 01:00	0.518	10.02	1.08
28/04/2011 02:00	0.504	10.04	1.08
28/04/2011 03:00	0.496	10.06	1.08
28/04/2011 04:00	0.495	10.06	1.08
28/04/2011 05:00	0.498	10.04	1.08
28/04/2011 06:00	0.515	10.12	1.08
28/04/2011 07:00	0.535	10.11	1.08
28/04/2011 08:00	0.547	10.15	1.08
28/04/2011 09:00	0.562	9.95	1.08
28/04/2011 10:00	0.571	10.11	1.08
28/04/2011 11:00	0.566	10.08	1.08
28/04/2011 12:00	0.558	10.07	1.08
28/04/2011 13:00	0.544	9.99	1.08
28/04/2011 14:00	0.526	10.03	1.08

28/04/2011 15:00	0.517	9.99	1.08
28/04/2011 16:00	0.523	10.04	1.08
28/04/2011 17:00	0.529	10.12	1.08
28/04/2011 18:00	0.544	9.98	1.08
28/04/2011 19:00	0.558	9.9	1.08
28/04/2011 20:00	0.572	9.85	1.08
28/04/2011 21:00	0.579	9.91	1.08
28/04/2011 22:00	0.582	9.96	1.08
28/04/2011 23:00	0.576	10.16	1.08
29/04/2011 00:00	0.563	9.98	1.08
29/04/2011 01:00	0.546	10.03	1.08
29/04/2011 02:00	0.526	10.11	1.08
29/04/2011 03:00	0.509	9.99	1.08
29/04/2011 04:00	0.498	9.84	1.08
29/04/2011 05:00	0.498	10.05	1.08
29/04/2011 06:00	0.51	10.14	1.08
29/04/2011 07:00	0.522	10.06	1.08
29/04/2011 08:00	0.535	10.03	1.08
29/04/2011 09:00	0.551	10.1	1.08
29/04/2011 10:00	0.559	10.1	1.08
29/04/2011 11:00	0.562	9.99	1.08
29/04/2011 12:00	0.56	10.08	1.08
29/04/2011 13:00	0.551	10.02	1.08
29/04/2011 14:00	0.536	10.06	1.08
29/04/2011 15:00	0.523	9.89	1.08
29/04/2011 16:00	0.515	10.08	1.08
29/04/2011 17:00	0.516	10.12	1.08
29/04/2011 18:00	0.527	9.97	1.08
29/04/2011 19:00	0.544	9.97	1.08
29/04/2011 20:00	0.559	9.95	1.08
29/04/2011 21:00	0.573	9.89	1.08
29/04/2011 22:00	0.583	10.02	1.08
29/04/2011 23:00	0.585	10.07	1.08
30/04/2011 00:00	0.579	10.03	1.08
30/04/2011 01:00	0.563	9.96	1.08
30/04/2011 02:00	0.544	9.85	1.08
30/04/2011 03:00	0.524	10.06	1.08
30/04/2011 04:00	0.509	9.91	1.08
30/04/2011 05:00	0.5	10.07	1.08
30/04/2011 06:00	0.504	10.08	1.08
30/04/2011 07:00	0.513	10.04	1.08
30/04/2011 08:00	0.528	10	1.08
30/04/2011 09:00	0.539	9.91	1.08
30/04/2011 10:00	0.555	9.99	1.08
30/04/2011 11:00	0.568	10	1.08
30/04/2011 12:00	0.57	9.91	1.08
30/04/2011 13:00	0.56	10.09	1.08
30/04/2011 14:00	0.544	10.06	1.08
30/04/2011 15:00	0.525	10.13	1.08
30/04/2011 16:00	0.514	9.95	1.08
30/04/2011 17:00	0.511	10.08	1.08
30/04/2011 18:00	0.518	10.01	1.08
30/04/2011 19:00	0.533	10.12	1.08
30/04/2011 20:00	0.55	9.96	1.08
30/04/2011 21:00	0.568	9.97	1.08
30/04/2011 22:00	0.577	10.06	1.08
30/04/2011 23:00	0.587	9.91	1.08
01/05/2011 00:00	0.587	9.92	1.08
01/05/2011 01:00	0.574	10.13	1.08

01/05/2011 02:00	0.555	10.04	1.08
01/05/2011 03:00	0.538	10.17	1.08
01/05/2011 04:00	0.519	10.05	1.08
01/05/2011 05:00	0.506	10.01	1.08
01/05/2011 06:00	0.5	10.04	1.08
01/05/2011 07:00	0.509	10.03	1.08
01/05/2011 08:00	0.52	10.16	1.08
01/05/2011 09:00	0.534	10.1	1.08
01/05/2011 10:00	0.549	10.1	1.08
01/05/2011 11:00	0.566	10.1	1.08
01/05/2011 12:00	0.571	10.05	1.08
01/05/2011 13:00	0.569	10.09	1.08
01/05/2011 14:00	0.556	10.02	1.08
01/05/2011 15:00	0.536	10.1	1.08
01/05/2011 16:00	0.521	10.07	1.08
01/05/2011 17:00	0.504	10.01	1.08
01/05/2011 18:00	0.508	9.94	1.08
01/05/2011 19:00	0.523	10.08	1.08
01/05/2011 20:00	0.536	10.04	1.08
01/05/2011 21:00	0.558	9.99	1.08
01/05/2011 22:00	0.575	10.1	1.08
01/05/2011 23:00	0.588	10.04	1.08
02/05/2011 00:00	0.594	10.07	1.08
02/05/2011 01:00	0.59	10.1	1.08
02/05/2011 02:00	0.571	10.07	1.08
02/05/2011 03:00	0.552	10.06	1.08
02/05/2011 04:00	0.533	10.03	1.08
02/05/2011 05:00	0.511	10.06	1.08
02/05/2011 06:00	0.5	9.98	1.08
02/05/2011 07:00	0.501	10.01	1.08
02/05/2011 08:00	0.509	10.08	1.08
02/05/2011 09:00	0.523	9.89	1.08
02/05/2011 10:00	0.539	10.09	1.08
02/05/2011 11:00	0.558	10.01	1.08
02/05/2011 12:00	0.569	9.97	1.08
02/05/2011 13:00	0.571	9.99	1.08
02/05/2011 14:00	0.563	10.07	1.08
02/05/2011 15:00	0.541	10.13	1.08
02/05/2011 16:00	0.528	10.12	1.08
02/05/2011 17:00	0.509	10.06	1.08
02/05/2011 18:00	0.5	10.07	1.08
02/05/2011 19:00	0.509	10.09	1.08
02/05/2011 20:00	0.524	10.09	1.08
02/05/2011 21:00	0.54	10.11	1.08
02/05/2011 22:00	0.558	10.09	1.08
02/05/2011 23:00	0.574	10.06	1.08
03/05/2011 00:00	0.583	10.1	1.08
03/05/2011 01:00	0.585	10.02	1.08
03/05/2011 02:00	0.578	9.98	1.08
03/05/2011 03:00	0.559	10.02	1.08
03/05/2011 04:00	0.533	10.03	1.08
03/05/2011 05:00	0.512	10.02	1.08
03/05/2011 06:00	0.491	10.03	1.08
03/05/2011 07:00	0.489	10.2	1.09
03/05/2011 08:00	0.498	10.12	1.08
03/05/2011 09:00	0.51	9.96	1.08
03/05/2011 10:00	0.525	9.93	1.08
03/05/2011 11:00	0.545	10.14	1.08
03/05/2011 12:00	0.56	10.14	1.08

03/05/2011 13:00	0.566	10.04	1.08
03/05/2011 14:00	0.561	10.08	1.08
03/05/2011 15:00	0.547	10.19	1.09
03/05/2011 16:00	0.525	9.88	1.08
03/05/2011 17:00	0.501	9.94	1.08
03/05/2011 18:00	0.486	10.08	1.08
03/05/2011 19:00	0.49	10.14	1.08
03/05/2011 20:00	0.498	10.09	1.08
03/05/2011 21:00	0.516	10.06	1.08
03/05/2011 22:00	0.533	10.09	1.08
03/05/2011 23:00	0.554	10.17	1.08
04/05/2011 00:00	0.57	10.08	1.08
04/05/2011 01:00	0.58	10.1	1.08
04/05/2011 02:00	0.578	10.09	1.08
04/05/2011 03:00	0.561	10.05	1.08
04/05/2011 04:00	0.539	10.02	1.08
04/05/2011 05:00	0.52	10.13	1.08
04/05/2011 06:00	0.498	9.95	1.08
04/05/2011 07:00	0.486	10	1.08
04/05/2011 08:00	0.49	10.02	1.08
04/05/2011 09:00	0.495	10.2	1.09
04/05/2011 10:00	0.509	9.94	1.08
04/05/2011 11:00	0.529	10.06	1.08
04/05/2011 12:00	0.551	10.08	1.08
04/05/2011 13:00	0.563	10.06	1.08
04/05/2011 14:00	0.566	10.04	1.08
04/05/2011 15:00	0.553	10.06	1.08
04/05/2011 16:00	0.538	10.14	1.08
04/05/2011 17:00	0.515	10.07	1.08
04/05/2011 18:00	0.493	9.97	1.08
04/05/2011 19:00	0.484	9.96	1.08
04/05/2011 20:00	0.488	10.15	1.08
04/05/2011 21:00	0.5	10.21	1.09
04/05/2011 22:00	0.517	10.08	1.08
04/05/2011 23:00	0.533	10.09	1.08
05/05/2011 00:00	0.551	10.17	1.09
05/05/2011 01:00	0.566	10.18	1.09
05/05/2011 02:00	0.572	10.09	1.08
05/05/2011 03:00	0.562	9.93	1.08
05/05/2011 04:00	0.544	10.13	1.08
05/05/2011 05:00	0.523	10.11	1.08
05/05/2011 06:00	0.498	10.09	1.08
05/05/2011 07:00	0.477	10.1	1.08
05/05/2011 08:00	0.475	10.02	1.08
05/05/2011 09:00	0.477	9.97	1.08
05/05/2011 10:00	0.489	10.18	1.09
05/05/2011 11:00	0.509	10.13	1.08
05/05/2011 12:00	0.53	10.11	1.08
05/05/2011 13:00	0.545	10.16	1.09
05/05/2011 14:00	0.551	9.96	1.08
05/05/2011 15:00	0.549	10.04	1.08
05/05/2011 16:00	0.535	9.9	1.08
05/05/2011 17:00	0.521	10.12	1.08
05/05/2011 18:00	0.496	10.1	1.08
05/05/2011 19:00	0.478	10.05	1.08
05/05/2011 20:00	0.474	10.09	1.08
05/05/2011 21:00	0.477	10.13	1.08
05/05/2011 22:00	0.491	10.06	1.08
05/05/2011 23:00	0.506	10.12	1.08

06/05/2011 00:00	0.524	10.1	1.08
06/05/2011 01:00	0.543	10.13	1.08
06/05/2011 02:00	0.555	9.96	1.08
06/05/2011 03:00	0.557	10.1	1.08
06/05/2011 04:00	0.546	10.08	1.08
06/05/2011 05:00	0.526	10.04	1.08
06/05/2011 06:00	0.504	9.93	1.08
06/05/2011 07:00	0.48	10.1	1.08
06/05/2011 08:00	0.467	10.09	1.08
06/05/2011 09:00	0.467	10.06	1.08
06/05/2011 10:00	0.481	10.03	1.08
06/05/2011 11:00	0.494	10.17	1.09
06/05/2011 12:00	0.51	10.11	1.08
06/05/2011 13:00	0.528	10.05	1.08
06/05/2011 14:00	0.54	10.09	1.08
06/05/2011 15:00	0.547	10.11	1.08
06/05/2011 16:00	0.539	10.02	1.08
06/05/2011 17:00	0.518	10.04	1.08
06/05/2011 18:00	0.5	10.14	1.08
06/05/2011 19:00	0.483	10.03	1.08
06/05/2011 20:00	0.471	10.08	1.08
06/05/2011 21:00	0.469	10.01	1.08
06/05/2011 22:00	0.479	10.09	1.08
06/05/2011 23:00	0.492	10.16	1.09
07/05/2011 00:00	0.513	10.04	1.08
07/05/2011 01:00	0.533	10.03	1.08
07/05/2011 02:00	0.55	10	1.08
07/05/2011 03:00	0.558	10.05	1.08
07/05/2011 04:00	0.554	10.01	1.08
07/05/2011 05:00	0.535	10.12	1.08
07/05/2011 06:00	0.517	9.95	1.08
07/05/2011 07:00	0.495	10.18	1.09
07/05/2011 08:00	0.478	10.05	1.08
07/05/2011 09:00	0.468	9.94	1.08
07/05/2011 10:00	0.479	10.19	1.09
07/05/2011 11:00	0.49	10.13	1.08
07/05/2011 12:00	0.51	10.18	1.09
07/05/2011 13:00	0.527	10.02	1.08
07/05/2011 14:00	0.541	10.06	1.08
07/05/2011 15:00	0.551	10.06	1.08
07/05/2011 16:00	0.553	10.19	1.09
07/05/2011 17:00	0.54	9.96	1.08
07/05/2011 18:00	0.522	10.15	1.09
07/05/2011 19:00	0.502	10.19	1.09
07/05/2011 20:00	0.478	10.12	1.08
07/05/2011 21:00	0.469	10.04	1.08
07/05/2011 22:00	0.477	10.13	1.08
07/05/2011 23:00	0.482	10.13	1.08
08/05/2011 00:00	0.499	10.13	1.08
08/05/2011 01:00	0.516	10.12	1.08
08/05/2011 02:00	0.538	9.96	1.08
08/05/2011 03:00	0.554	10.19	1.09
08/05/2011 04:00	0.563	10.18	1.09
08/05/2011 05:00	0.549	10.2	1.09
08/05/2011 06:00	0.529	10.14	1.08
08/05/2011 07:00	0.508	9.99	1.08
08/05/2011 08:00	0.488	10.07	1.08
08/05/2011 09:00	0.471	10.17	1.09
08/05/2011 10:00	0.466	10.16	1.09

08/05/2011 11:00	0.467	10.13	1.08
08/05/2011 12:00	0.485	10.08	1.08
08/05/2011 13:00	0.496	10.21	1.09
08/05/2011 14:00	0.515	10.08	1.08
08/05/2011 15:00	0.524	10.12	1.08
08/05/2011 16:00	0.53	10.03	1.08
08/05/2011 17:00	0.523	10	1.08
08/05/2011 18:00	0.509	10.09	1.08
08/05/2011 19:00	0.496	10.12	1.08
08/05/2011 20:00	0.473	10	1.08
08/05/2011 21:00	0.456	10.05	1.08
08/05/2011 22:00	0.447	10.13	1.08
08/05/2011 23:00	0.451	10.07	1.08
09/05/2011 00:00	0.466	10.07	1.08
09/05/2011 01:00	0.482	10.12	1.08
09/05/2011 02:00	0.498	10.18	1.09
09/05/2011 03:00	0.518	10.05	1.08
09/05/2011 04:00	0.535	10.18	1.09
09/05/2011 05:00	0.538	10.12	1.08
09/05/2011 06:00	0.528	10.15	1.09
09/05/2011 07:00	0.509	10.02	1.08
09/05/2011 08:00	0.484	10.22	1.09
09/05/2011 09:00	0.468	10.08	1.08
09/05/2011 10:00	0.463	10.1	1.08
09/05/2011 11:00	0.47	9.95	1.08
09/05/2011 12:00	0.481	10.07	1.08
09/05/2011 13:00	0.499	9.97	1.08
09/05/2011 14:00	0.521	10.01	1.08
09/05/2011 15:00	0.537	10.1	1.08
09/05/2011 16:00	0.54	10.05	1.08
09/05/2011 17:00	0.543	10.15	1.08
09/05/2011 18:00	0.538	10.05	1.08
09/05/2011 19:00	0.525	10.06	1.08
09/05/2011 20:00	0.505	9.97	1.08
09/05/2011 21:00	0.485	10.11	1.08
09/05/2011 22:00	0.464	10.12	1.08
09/05/2011 23:00	0.463	10.16	1.08
10/05/2011 00:00	0.467	10.12	1.08
10/05/2011 01:00	0.48	10.16	1.08
10/05/2011 02:00	0.496	10.12	1.08
10/05/2011 03:00	0.518	10.13	1.08
10/05/2011 04:00	0.533	10.07	1.08
10/05/2011 05:00	0.546	10.12	1.08
10/05/2011 06:00	0.549	10.15	1.08
10/05/2011 07:00	0.533	10.04	1.08
10/05/2011 08:00	0.504	10.11	1.08
10/05/2011 09:00	0.487	10.11	1.08
10/05/2011 10:00	0.475	10.13	1.08
10/05/2011 11:00	0.472	10.07	1.08
10/05/2011 12:00	0.48	10.07	1.08
10/05/2011 13:00	0.486	10.04	1.08
10/05/2011 14:00	0.495	10.13	1.08
10/05/2011 15:00	0.513	10.16	1.08
10/05/2011 16:00	0.527	10.15	1.08
10/05/2011 17:00	0.531	10.16	1.08
10/05/2011 18:00	0.537	10.08	1.08
10/05/2011 19:00	0.53	9.99	1.08
10/05/2011 20:00	0.512	10.05	1.08
10/05/2011 21:00	0.492	10.12	1.08

10/05/2011 22:00	0.471	10.07	1.08
10/05/2011 23:00	0.46	10.02	1.08
11/05/2011 00:00	0.45	9.99	1.08
11/05/2011 01:00	0.454	10.09	1.08
11/05/2011 02:00	0.463	10.11	1.08
11/05/2011 03:00	0.479	10.15	1.08
11/05/2011 04:00	0.499	10.11	1.08
11/05/2011 05:00	0.516	10.13	1.08
11/05/2011 06:00	0.532	10.13	1.08
11/05/2011 07:00	0.53	10.17	1.08
11/05/2011 08:00	0.517	10.18	1.08
11/05/2011 09:00	0.503	10.03	1.08
11/05/2011 10:00	0.488	10.15	1.08
11/05/2011 11:00	0.477	10.16	1.08
11/05/2011 12:00	0.481	10.1	1.08
11/05/2011 13:00	0.489	10.11	1.08
11/05/2011 14:00	0.498	10.18	1.08
11/05/2011 15:00	0.507	10.21	1.08
11/05/2011 16:00	0.526	10.15	1.08
11/05/2011 17:00	0.547	10.12	1.08
11/05/2011 18:00	0.548	10.04	1.08
11/05/2011 19:00	0.552	10.14	1.08
11/05/2011 20:00	0.541	10.15	1.08
11/05/2011 21:00	0.526	10.06	1.08
11/05/2011 22:00	0.506	10.13	1.08
11/05/2011 23:00	0.487	10.1	1.08
12/05/2011 00:00	0.467	10.06	1.08
12/05/2011 01:00	0.459	10.14	1.08
12/05/2011 02:00	0.457	10.04	1.08
12/05/2011 03:00	0.466	10.16	1.08
12/05/2011 04:00	0.483	10.17	1.08
12/05/2011 05:00	0.5	10.06	1.08
12/05/2011 06:00	0.517	10.1	1.08
12/05/2011 07:00	0.531	10.05	1.08
12/05/2011 08:00	0.525	10.12	1.08
12/05/2011 09:00	0.518	10.16	1.08
12/05/2011 10:00	0.508	10.12	1.08
12/05/2011 11:00	0.491	10.15	1.08
12/05/2011 12:00	0.48	10.15	1.08
12/05/2011 13:00	0.467	10.18	1.08
12/05/2011 14:00	0.471	10.05	1.08
12/05/2011 15:00	0.48	10.15	1.08
12/05/2011 16:00	0.497	10.12	1.08
12/05/2011 17:00	0.509	10.16	1.08
12/05/2011 18:00	0.524	10.05	1.08
12/05/2011 19:00	0.54	10.14	1.08
12/05/2011 20:00	0.541	10.11	1.08
12/05/2011 21:00	0.537	10.12	1.08
12/05/2011 22:00	0.521	10.05	1.08
12/05/2011 23:00	0.505	10.11	1.08
13/05/2011 00:00	0.48	10.21	1.08
13/05/2011 01:00	0.462	10.15	1.08
13/05/2011 02:00	0.453	10.13	1.08
13/05/2011 03:00	0.454	10.09	1.08
13/05/2011 04:00	0.463	10.07	1.08
13/05/2011 05:00	0.481	10.04	1.08
13/05/2011 06:00	0.499	10.07	1.08
13/05/2011 07:00	0.511	10.02	1.08
13/05/2011 08:00	0.522	10.03	1.08

13/05/2011 09:00	0.53	10.03	1.08
13/05/2011 10:00	0.528	10.16	1.08
13/05/2011 11:00	0.519	10.05	1.08
13/05/2011 12:00	0.506	10.14	1.08
13/05/2011 13:00	0.489	10.06	1.08
13/05/2011 14:00	0.473	10.12	1.08
13/05/2011 15:00	0.467	10.14	1.08
13/05/2011 16:00	0.477	10.07	1.08
13/05/2011 17:00	0.488	10.09	1.08
13/05/2011 18:00	0.506	10.11	1.08
13/05/2011 19:00	0.527	10.11	1.08
13/05/2011 20:00	0.534	10.04	1.08
13/05/2011 21:00	0.544	10.16	1.08
13/05/2011 22:00	0.537	10.08	1.08
13/05/2011 23:00	0.521	10	1.08
14/05/2011 00:00	0.501	10.08	1.08
14/05/2011 01:00	0.483	10.09	1.08
14/05/2011 02:00	0.459	10.14	1.08
14/05/2011 03:00	0.451	10.03	1.08
14/05/2011 04:00	0.447	10.08	1.08
14/05/2011 05:00	0.461	10.18	1.08
14/05/2011 06:00	0.473	10.05	1.08
14/05/2011 07:00	0.488	10.05	1.08
14/05/2011 08:00	0.503	10.15	1.08
14/05/2011 09:00	0.514	10.16	1.08
14/05/2011 10:00	0.525	10.11	1.08
14/05/2011 11:00	0.521	10.09	1.08
14/05/2011 12:00	0.514	10.11	1.08
14/05/2011 13:00	0.498	10.18	1.08
14/05/2011 14:00	0.483	10.03	1.08
14/05/2011 15:00	0.467	10.15	1.08
14/05/2011 16:00	0.47	10.13	1.08
14/05/2011 17:00	0.478	10.11	1.08
14/05/2011 18:00	0.494	10.06	1.08
14/05/2011 19:00	0.512	10.12	1.08
14/05/2011 20:00	0.532	10.18	1.08
14/05/2011 21:00	0.545	10.17	1.08
14/05/2011 22:00	0.549	10.17	1.08
14/05/2011 23:00	0.547	10.14	1.08
15/05/2011 00:00	0.526	10.14	1.08
15/05/2011 01:00	0.506	10.09	1.08
15/05/2011 02:00	0.481	10.09	1.08
15/05/2011 03:00	0.457	10.16	1.08
15/05/2011 04:00	0.442	10.07	1.08
15/05/2011 05:00	0.447	10.08	1.08
15/05/2011 06:00	0.461	10.15	1.08
15/05/2011 07:00	0.471	10.15	1.08
15/05/2011 08:00	0.482	10.11	1.08
15/05/2011 09:00	0.505	10.1	1.08
15/05/2011 10:00	0.523	10.09	1.08
15/05/2011 11:00	0.534	10.11	1.08
15/05/2011 12:00	0.528	10.09	1.08
15/05/2011 13:00	0.511	10.13	1.08
15/05/2011 14:00	0.496	10.03	1.08
15/05/2011 15:00	0.475	10.18	1.08
15/05/2011 16:00	0.455	10.11	1.08
15/05/2011 17:00	0.458	10.14	1.08
15/05/2011 18:00	0.469	10.12	1.08
15/05/2011 19:00	0.49	10.18	1.08

15/05/2011 20:00	0.511	10.14	1.08
15/05/2011 21:00	0.529	10.11	1.08
15/05/2011 22:00	0.54	10.12	1.08
15/05/2011 23:00	0.545	10.08	1.08
16/05/2011 00:00	0.539	10.2	1.08
16/05/2011 01:00	0.522	10.22	1.08
16/05/2011 02:00	0.496	10.17	1.08
16/05/2011 03:00	0.471	10.2	1.08
16/05/2011 04:00	0.45	10.11	1.08
16/05/2011 05:00	0.437	10.15	1.08
16/05/2011 06:00	0.443	10.13	1.08
16/05/2011 07:00	0.454	10.21	1.08
16/05/2011 08:00	0.465	10.09	1.08
16/05/2011 09:00	0.487	10.16	1.08
16/05/2011 10:00	0.507	10.12	1.08
16/05/2011 11:00	0.518	10.19	1.08
16/05/2011 12:00	0.522	10.19	1.08
16/05/2011 13:00	0.513	10.1	1.08
16/05/2011 14:00	0.495	10.22	1.08
16/05/2011 15:00	0.471	10.13	1.08
16/05/2011 16:00	0.453	10.04	1.08
16/05/2011 17:00	0.441	10.17	1.08
16/05/2011 18:00	0.443	10.16	1.08
16/05/2011 19:00	0.464	10.18	1.08
16/05/2011 20:00	0.484	10.17	1.08
16/05/2011 21:00	0.508	10.08	1.08
16/05/2011 22:00	0.532	10.16	1.08
16/05/2011 23:00	0.544	10.08	1.08
17/05/2011 00:00	0.551	10.16	1.08
17/05/2011 01:00	0.554	10.15	1.08
17/05/2011 02:00	0.528	10.1	1.08
17/05/2011 03:00	0.502	10.06	1.08
17/05/2011 04:00	0.476	10.08	1.08
17/05/2011 05:00	0.455	10.07	1.08
17/05/2011 06:00	0.447	10.2	1.08
17/05/2011 07:00	0.457	10.13	1.08
17/05/2011 08:00	0.468	10.08	1.08
17/05/2011 09:00	0.482	10.19	1.08
17/05/2011 10:00	0.506	10.11	1.08
17/05/2011 11:00	0.526	10.11	1.08
17/05/2011 12:00	0.536	10.05	1.08
17/05/2011 13:00	0.54	10.16	1.08
17/05/2011 14:00	0.531	10.16	1.08
17/05/2011 15:00	0.507	10.17	1.08
17/05/2011 16:00	0.488	10.07	1.08
17/05/2011 17:00	0.465	10.1	1.08
17/05/2011 18:00	0.455	10.08	1.08
17/05/2011 19:00	0.455	10.13	1.08
17/05/2011 20:00	0.47	10.13	1.08
17/05/2011 21:00	0.49	10.23	1.08
17/05/2011 22:00	0.516	10.16	1.08
17/05/2011 23:00	0.539	10.2	1.08
18/05/2011 00:00	0.548	10.1	1.08
18/05/2011 01:00	0.554	10.12	1.08
18/05/2011 02:00	0.545	10.09	1.08
18/05/2011 03:00	0.524	10.1	1.08
18/05/2011 04:00	0.496	10.1	1.08
18/05/2011 05:00	0.47	10.15	1.08
18/05/2011 06:00	0.445	10.11	1.08

18/05/2011 07:00	0.442	10.1	1.08
18/05/2011 08:00	0.449	10.22	1.08
18/05/2011 09:00	0.468	10.18	1.08
18/05/2011 10:00	0.48	10.09	1.08
18/05/2011 11:00	0.506	10.13	1.08
18/05/2011 12:00	0.52	10.13	1.08
18/05/2011 13:00	0.524	10.12	1.08
18/05/2011 14:00	0.526	10.08	1.08
18/05/2011 15:00	0.506	10.1	1.08
18/05/2011 16:00	0.484	10.1	1.08
18/05/2011 17:00	0.458	10.11	1.08
18/05/2011 18:00	0.442	10.11	1.08
18/05/2011 19:00	0.439	10.08	1.08
18/05/2011 20:00	0.453	10.15	1.08
18/05/2011 21:00	0.472	10.21	1.08
18/05/2011 22:00	0.493	10.13	1.08
18/05/2011 23:00	0.521	10.21	1.08
19/05/2011 00:00	0.539	10.16	1.08
19/05/2011 01:00	0.555	10.19	1.08
19/05/2011 02:00	0.563	10.22	1.08
19/05/2011 03:00	0.551	10.16	1.08
19/05/2011 04:00	0.53	10.06	1.08
19/05/2011 05:00	0.501	10.09	1.08
19/05/2011 06:00	0.478	10.09	1.08
19/05/2011 07:00	0.454	10.2	1.08
19/05/2011 08:00	0.45	10.09	1.08
19/05/2011 09:00	0.464	10.06	1.08
19/05/2011 10:00	0.486	10.1	1.08
19/05/2011 11:00	0.509	10.11	1.08
19/05/2011 12:00	0.535	10.1	1.08
19/05/2011 13:00	0.551	10.11	1.08
19/05/2011 14:00	0.551	10.11	1.08
19/05/2011 15:00	0.542	10.23	1.08
19/05/2011 16:00	0.526	10.12	1.08
19/05/2011 17:00	0.501	10.14	1.08
19/05/2011 18:00	0.473	10.13	1.08
19/05/2011 19:00	0.461	10.19	1.08
19/05/2011 20:00	0.456	10.12	1.08
19/05/2011 21:00	0.467	10.13	1.08
19/05/2011 22:00	0.485	10.24	1.08
19/05/2011 23:00	0.505	10.12	1.08
20/05/2011 00:00	0.527	10.19	1.08
20/05/2011 01:00	0.545	10.22	1.08
20/05/2011 02:00	0.555	10.19	1.08
20/05/2011 03:00	0.555	10.16	1.08
20/05/2011 04:00	0.54	10.22	1.08
20/05/2011 05:00	0.518	10.2	1.08
20/05/2011 06:00	0.493	10.17	1.08
20/05/2011 07:00	0.464	10.11	1.08
20/05/2011 08:00	0.442	10.13	1.08
20/05/2011 09:00	0.442	10.18	1.08
20/05/2011 10:00	0.454	10.11	1.08
20/05/2011 11:00	0.47	10.14	1.08
20/05/2011 12:00	0.488	10.16	1.08
20/05/2011 13:00	0.509	10.08	1.08
20/05/2011 14:00	0.52	10.16	1.08
20/05/2011 15:00	0.524	10.14	1.08
20/05/2011 16:00	0.517	10.12	1.08
20/05/2011 17:00	0.501	10.11	1.08

20/05/2011 18:00	0.478	10.14	1.08
20/05/2011 19:00	0.454	10.16	1.08
20/05/2011 20:00	0.441	10.09	1.08
20/05/2011 21:00	0.442	10.19	1.08
20/05/2011 22:00	0.452	10.12	1.08
20/05/2011 23:00	0.47	10.2	1.08
21/05/2011 00:00	0.493	10.19	1.08
21/05/2011 01:00	0.517	10.07	1.08
21/05/2011 02:00	0.532	10.15	1.08
21/05/2011 03:00	0.545	10.11	1.08
21/05/2011 04:00	0.549	10.18	1.08
21/05/2011 05:00	0.53	10.1	1.08
21/05/2011 06:00	0.51	10.1	1.08
21/05/2011 07:00	0.482	10.11	1.08
21/05/2011 08:00	0.456	10.27	1.08
21/05/2011 09:00	0.448	10.18	1.08
21/05/2011 10:00	0.457	10.18	1.08
21/05/2011 11:00	0.475	10.14	1.08
21/05/2011 12:00	0.49	10.15	1.08
21/05/2011 13:00	0.51	10.16	1.08
21/05/2011 14:00	0.525	10.17	1.08
21/05/2011 15:00	0.531	10.13	1.08
21/05/2011 16:00	0.531	10.17	1.08
21/05/2011 17:00	0.519	10.11	1.08
21/05/2011 18:00	0.496	10.16	1.08
21/05/2011 19:00	0.478	10.18	1.08
21/05/2011 20:00	0.457	10.2	1.08
21/05/2011 21:00	0.444	10.19	1.08
21/05/2011 22:00	0.44	10.19	1.08
21/05/2011 23:00	0.45	10.17	1.08
22/05/2011 00:00	0.466	10.18	1.08
22/05/2011 01:00	0.488	10.15	1.08
22/05/2011 02:00	0.504	10.14	1.08
22/05/2011 03:00	0.523	10.17	1.08
22/05/2011 04:00	0.531	10.2	1.08
22/05/2011 05:00	0.523	10.23	1.08
22/05/2011 06:00	0.504	10.14	1.08
22/05/2011 07:00	0.482	10.13	1.08
22/05/2011 08:00	0.462	10.17	1.08
22/05/2011 09:00	0.444	10.16	1.08
22/05/2011 10:00	0.435	10.11	1.08
22/05/2011 11:00	0.441	10.17	1.08
22/05/2011 12:00	0.457	10.17	1.08
22/05/2011 13:00	0.476	10.12	1.08
22/05/2011 14:00	0.488	10.18	1.08
22/05/2011 15:00	0.508	10.18	1.08
22/05/2011 16:00	0.515	10.12	1.08
22/05/2011 17:00	0.502	10.14	1.08
22/05/2011 18:00	0.486	10.18	1.08
22/05/2011 19:00	0.475	10.16	1.08
22/05/2011 20:00	0.453	10.26	1.08
22/05/2011 21:00	0.442	10.14	1.08
22/05/2011 22:00	0.431	10.17	1.08
22/05/2011 23:00	0.433	10.18	1.08
23/05/2011 00:00	0.447	10.22	1.08
23/05/2011 01:00	0.464	10.17	1.08
23/05/2011 02:00	0.484	10.23	1.08
23/05/2011 03:00	0.506	10.18	1.08
23/05/2011 04:00	0.524	10.18	1.08

23/05/2011 05:00	0.531	10.12	1.08
23/05/2011 06:00	0.526	10.16	1.08
23/05/2011 07:00	0.508	10.2	1.08
23/05/2011 08:00	0.483	10.2	1.08
23/05/2011 09:00	0.467	10.2	1.08
23/05/2011 10:00	0.459	10.15	1.08
23/05/2011 11:00	0.454	10.18	1.08
23/05/2011 12:00	0.462	10.14	1.08
23/05/2011 13:00	0.472	10.13	1.08
23/05/2011 14:00	0.484	10.17	1.08
23/05/2011 15:00	0.492	10.19	1.08
23/05/2011 16:00	0.5	10.21	1.08
23/05/2011 17:00	0.491	10.15	1.08
23/05/2011 18:00	0.479	10.17	1.08
23/05/2011 19:00	0.462	10.14	1.08
23/05/2011 20:00	0.442	10.23	1.08
23/05/2011 21:00	0.425	10.19	1.08
23/05/2011 22:00	0.411	10.19	1.08
23/05/2011 23:00	0.399	10.18	1.08
24/05/2011 00:00	0.396	10.22	1.08
24/05/2011 01:00	0.404	10.15	1.08
24/05/2011 02:00	0.415	10.21	1.08
24/05/2011 03:00	0.427	10.23	1.08
24/05/2011 04:00	0.448	10.13	1.08
24/05/2011 05:00	0.466	10.19	1.08
24/05/2011 06:00	0.477	10.21	1.08
24/05/2011 07:00	0.474	10.18	1.08
24/05/2011 08:00	0.456	10.19	1.08
24/05/2011 09:00	0.451	10.24	1.08
24/05/2011 10:00	0.453	10.25	1.08
24/05/2011 11:00	0.459	10.14	1.08
24/05/2011 12:00	0.474	10.22	1.08
24/05/2011 13:00	0.489	10.15	1.08
24/05/2011 14:00	0.503	10.17	1.08
24/05/2011 15:00	0.524	10.2	1.08
24/05/2011 16:00	0.54	10.27	1.08
24/05/2011 17:00	0.549	10.21	1.08
24/05/2011 18:00	0.547	10.24	1.08
24/05/2011 19:00	0.548	10.17	1.08
24/05/2011 20:00	0.531	10.17	1.08
24/05/2011 21:00	0.51	10.17	1.08
24/05/2011 22:00	0.485	10.2	1.08
24/05/2011 23:00	0.466	10.16	1.08
25/05/2011 00:00	0.453	10.18	1.08
25/05/2011 01:00	0.449	10.17	1.08
25/05/2011 02:00	0.452	10.18	1.08
25/05/2011 03:00	0.462	10.24	1.08
25/05/2011 04:00	0.477	10.25	1.08
25/05/2011 05:00	0.495	10.21	1.08
25/05/2011 06:00	0.505	10.21	1.08
25/05/2011 07:00	0.507	10.19	1.08
25/05/2011 08:00	0.495	10.18	1.08
25/05/2011 09:00	0.48	10.15	1.08
25/05/2011 10:00	0.467	10.17	1.08
25/05/2011 11:00	0.452	10.18	1.08
25/05/2011 12:00	0.449	10.16	1.08
25/05/2011 13:00	0.447	10.22	1.08
25/05/2011 14:00	0.451	10.24	1.08
25/05/2011 15:00	0.462	10.23	1.08

25/05/2011 16:00	0.478	10.21	1.08
25/05/2011 17:00	0.489	10.22	1.08
25/05/2011 18:00	0.499	10.23	1.08
25/05/2011 19:00	0.509	10.19	1.08
25/05/2011 20:00	0.503	10.26	1.08
25/05/2011 21:00	0.483	10.25	1.08
25/05/2011 22:00	0.466	10.16	1.08
25/05/2011 23:00	0.446	10.18	1.08
26/05/2011 00:00	0.431	10.17	1.08
26/05/2011 01:00	0.422	10.19	1.08
26/05/2011 02:00	0.419	10.2	1.08
26/05/2011 03:00	0.424	10.27	1.08
26/05/2011 04:00	0.441	10.25	1.08
26/05/2011 05:00	0.456	10.28	1.08
26/05/2011 06:00	0.472	10.28	1.08
26/05/2011 07:00	0.489	10.23	1.08
26/05/2011 08:00	0.501	10.18	1.08
26/05/2011 09:00	0.488	10.17	1.08
26/05/2011 10:00	-4.634	24.36	0
26/05/2011 11:00	0.47	10.45	1.08
26/05/2011 12:00	0.463	10.31	1.07
26/05/2011 13:00	0.458	10.25	1.07
26/05/2011 14:00	0.464	10.28	1.07
26/05/2011 15:00	0.464	10.2	1.06
26/05/2011 16:00	0.492	10.19	1.06
26/05/2011 17:00	0.502	10.17	1.06
26/05/2011 18:00	0.511	10.18	1.06
26/05/2011 19:00	0.523	10.26	1.07
26/05/2011 20:00	0.531	10.23	1.07
26/05/2011 21:00	0.523	10.2	1.07
26/05/2011 22:00	0.509	10.27	1.07
26/05/2011 23:00	0.498	10.18	1.06
27/05/2011 00:00	0.475	10.18	1.06
27/05/2011 01:00	0.464	10.16	1.06
27/05/2011 02:00	0.456	10.24	1.07
27/05/2011 03:00	0.454	10.26	1.07
27/05/2011 04:00	0.469	10.19	1.07
27/05/2011 05:00	0.484	10.19	1.07
27/05/2011 06:00	0.498	10.23	1.07
27/05/2011 07:00	0.511	10.21	1.07
27/05/2011 08:00	0.521	10.2	1.07
27/05/2011 09:00	0.535	10.26	1.07
27/05/2011 10:00	0.528	10.18	1.07
27/05/2011 11:00	0.518	10.21	1.07
27/05/2011 12:00	0.503	10.3	1.07
27/05/2011 13:00	0.49	10.2	1.07
27/05/2011 14:00	0.479	10.22	1.07
27/05/2011 15:00	0.467	10.28	1.07
27/05/2011 16:00	0.477	10.25	1.07
27/05/2011 17:00	0.486	10.23	1.07
27/05/2011 18:00	0.497	10.19	1.07
27/05/2011 19:00	0.51	10.21	1.07
27/05/2011 20:00	0.52	10.22	1.07
27/05/2011 21:00	0.523	10.21	1.07
27/05/2011 22:00	0.513	10.26	1.07
27/05/2011 23:00	0.499	10.18	1.07
28/05/2011 00:00	0.48	10.22	1.07
28/05/2011 01:00	0.46	10.29	1.07
28/05/2011 02:00	0.445	10.29	1.07

28/05/2011 03:00	0.437	10.23	1.07
28/05/2011 04:00	0.426	10.26	1.07
28/05/2011 05:00	0.432	10.27	1.07
28/05/2011 06:00	0.444	10.26	1.07
28/05/2011 07:00	0.457	10.22	1.07
28/05/2011 08:00	0.472	10.22	1.07
28/05/2011 09:00	0.493	10.25	1.07
28/05/2011 10:00	0.491	10.21	1.07
28/05/2011 11:00	0.483	10.22	1.07
28/05/2011 12:00	0.474	10.22	1.07
28/05/2011 13:00	0.461	10.22	1.07
28/05/2011 14:00	0.452	10.27	1.07
28/05/2011 15:00	0.446	10.18	1.07
28/05/2011 16:00	0.449	10.21	1.07
28/05/2011 17:00	0.455	10.22	1.07
28/05/2011 18:00	0.464	10.23	1.07
28/05/2011 19:00	0.487	10.22	1.07
28/05/2011 20:00	0.506	10.22	1.07
28/05/2011 21:00	0.523	10.24	1.07
28/05/2011 22:00	0.53	10.24	1.07
28/05/2011 23:00	0.524	10.27	1.07
29/05/2011 00:00	0.512	10.3	1.07
29/05/2011 01:00	0.5	10.23	1.07
29/05/2011 02:00	0.48	10.23	1.07
29/05/2011 03:00	0.464	10.24	1.07
29/05/2011 04:00	0.456	10.24	1.07
29/05/2011 05:00	0.458	10.24	1.07
29/05/2011 06:00	0.463	10.2	1.07
29/05/2011 07:00	0.476	10.25	1.07
29/05/2011 08:00	0.486	10.24	1.07
29/05/2011 09:00	0.501	10.23	1.07
29/05/2011 10:00	0.511	10.2	1.07
29/05/2011 11:00	0.513	10.25	1.07
29/05/2011 12:00	0.509	10.27	1.07
29/05/2011 13:00	0.491	10.28	1.07
29/05/2011 14:00	0.477	10.23	1.07
29/05/2011 15:00	0.457	10.25	1.08
29/05/2011 16:00	0.454	10.19	1.07
29/05/2011 17:00	0.449	10.26	1.08
29/05/2011 18:00	0.458	10.23	1.08
29/05/2011 19:00	0.471	10.24	1.08
29/05/2011 20:00	0.49	10.25	1.08
29/05/2011 21:00	0.505	10.27	1.08
29/05/2011 22:00	0.516	10.29	1.08
29/05/2011 23:00	0.521	10.22	1.08
30/05/2011 00:00	0.51	10.24	1.08
30/05/2011 01:00	0.498	10.28	1.08
30/05/2011 02:00	0.476	10.22	1.08
30/05/2011 03:00	0.461	10.27	1.08
30/05/2011 04:00	0.453	10.25	1.08
30/05/2011 05:00	0.445	10.25	1.08
30/05/2011 06:00	0.452	10.24	1.08
30/05/2011 07:00	0.46	10.27	1.08
30/05/2011 08:00	0.479	10.25	1.08
30/05/2011 09:00	0.493	10.25	1.08
30/05/2011 10:00	0.511	10.28	1.08
30/05/2011 11:00	0.516	10.27	1.08
30/05/2011 12:00	0.522	10.23	1.08
30/05/2011 13:00	0.508	10.23	1.08

30/05/2011 14:00	0.494	10.27	1.08
30/05/2011 15:00	0.479	10.26	1.08
30/05/2011 16:00	0.465	10.25	1.08
30/05/2011 17:00	0.457	10.27	1.08
30/05/2011 18:00	0.463	10.24	1.08
30/05/2011 19:00	0.472	10.28	1.08
30/05/2011 20:00	0.491	10.25	1.08
30/05/2011 21:00	0.508	10.25	1.08
30/05/2011 22:00	0.526	10.25	1.08
30/05/2011 23:00	0.533	10.3	1.08
31/05/2011 00:00	0.537	10.31	1.08
31/05/2011 01:00	0.527	10.23	1.08
31/05/2011 02:00	0.505	10.23	1.08
31/05/2011 03:00	0.488	10.25	1.08
31/05/2011 04:00	0.467	10.31	1.08
31/05/2011 05:00	0.452	10.26	1.08
31/05/2011 06:00	0.451	10.28	1.08
31/05/2011 07:00	0.457	10.26	1.08
31/05/2011 08:00	0.47	10.25	1.08
31/05/2011 09:00	0.485	10.24	1.08
31/05/2011 10:00	0.5	10.28	1.08
31/05/2011 11:00	0.516	10.28	1.08
31/05/2011 12:00	0.521	10.3	1.08
31/05/2011 13:00	0.523	10.3	1.08
31/05/2011 14:00	0.515	10.27	1.08
31/05/2011 15:00	0.501	10.27	1.08
31/05/2011 16:00	0.482	10.27	1.08
31/05/2011 17:00	0.464	10.26	1.08
31/05/2011 18:00	0.466	10.26	1.08
31/05/2011 19:00	0.469	10.26	1.08
31/05/2011 20:00	0.482	10.26	1.08
31/05/2011 21:00	0.498	10.3	1.08
31/05/2011 22:00	0.513	10.25	1.08
31/05/2011 23:00	0.526	10.24	1.08
01/06/2011 00:00	0.536	10.26	1.08
01/06/2011 01:00	0.529	10.26	1.08
01/06/2011 02:00	0.515	10.3	1.08
01/06/2011 03:00	0.495	10.27	1.08
01/06/2011 04:00	0.471	10.3	1.08
01/06/2011 05:00	0.453	10.29	1.08
01/06/2011 06:00	0.44	10.26	1.08
01/06/2011 07:00	0.437	10.27	1.08
01/06/2011 08:00	0.444	10.27	1.08
01/06/2011 09:00	0.458	10.31	1.08
01/06/2011 10:00	0.478	10.28	1.08
01/06/2011 11:00	0.498	10.26	1.08
01/06/2011 12:00	0.512	10.29	1.08
01/06/2011 13:00	0.518	10.3	1.08
01/06/2011 14:00	0.504	10.27	1.08
01/06/2011 15:00	0.483	10.28	1.08
01/06/2011 16:00	0.465	10.28	1.08
01/06/2011 17:00	0.443	10.29	1.08
01/06/2011 18:00	0.427	10.28	1.08
01/06/2011 19:00	0.43	10.26	1.08
01/06/2011 20:00	0.443	10.25	1.08
01/06/2011 21:00	0.458	10.3	1.08
01/06/2011 22:00	0.478	10.27	1.08
01/06/2011 23:00	0.497	10.28	1.08
02/06/2011 00:00	0.514	10.27	1.08

02/06/2011 01:00	0.522	10.31	1.08
02/06/2011 02:00	0.519	10.29	1.08
02/06/2011 03:00	0.502	10.27	1.08
02/06/2011 04:00	0.485	10.29	1.08
02/06/2011 05:00	0.463	10.3	1.08
02/06/2011 06:00	0.452	10.29	1.08
02/06/2011 07:00	0.447	10.28	1.08
02/06/2011 08:00	0.446	10.28	1.08
02/06/2011 09:00	0.462	10.29	1.08
02/06/2011 10:00	0.484	10.27	1.08
02/06/2011 11:00	0.502	10.29	1.08
02/06/2011 12:00	0.517	10.3	1.08
02/06/2011 13:00	0.524	10.32	1.08
02/06/2011 14:00	0.517	10.34	1.08
02/06/2011 15:00	0.503	10.29	1.08
02/06/2011 16:00	0.482	10.32	1.08
02/06/2011 17:00	0.459	10.32	1.08
02/06/2011 18:00	0.442	10.29	1.08
02/06/2011 19:00	0.44	10.28	1.08
02/06/2011 20:00	0.448	10.32	1.08
02/06/2011 21:00	0.458	10.3	1.08
02/06/2011 22:00	0.475	10.31	1.08
02/06/2011 23:00	0.497	10.31	1.08
03/06/2011 00:00	0.515	10.31	1.08
03/06/2011 01:00	0.529	10.31	1.08
03/06/2011 02:00	0.531	10.31	1.08
03/06/2011 03:00	0.518	10.31	1.08
03/06/2011 04:00	0.501	10.32	1.08
03/06/2011 05:00	0.48	10.32	1.08
03/06/2011 06:00	0.457	10.29	1.08
03/06/2011 07:00	0.443	10.29	1.08
03/06/2011 08:00	0.448	10.34	1.08
03/06/2011 09:00	0.463	10.32	1.08
03/06/2011 10:00	0.474	10.36	1.08
03/06/2011 11:00	0.491	10.35	1.08
03/06/2011 12:00	0.506	10.28	1.08
03/06/2011 13:00	0.513	10.34	1.08
03/06/2011 14:00	0.514	10.3	1.08
03/06/2011 15:00	0.508	10.29	1.08
03/06/2011 16:00	0.49	10.35	1.08
03/06/2011 17:00	0.466	10.31	1.08
03/06/2011 18:00	0.446	10.3	1.08
03/06/2011 19:00	0.434	10.3	1.08
03/06/2011 20:00	0.431	10.34	1.08
03/06/2011 21:00	0.445	10.32	1.08
03/06/2011 22:00	0.457	10.31	1.08
03/06/2011 23:00	0.479	10.34	1.08
04/06/2011 00:00	0.493	10.28	1.08
04/06/2011 01:00	0.514	10.32	1.08
04/06/2011 02:00	0.526	10.33	1.08
04/06/2011 03:00	0.524	10.33	1.08
04/06/2011 04:00	0.513	10.31	1.08
04/06/2011 05:00	0.493	10.31	1.08
04/06/2011 06:00	0.47	10.31	1.08
04/06/2011 07:00	0.448	10.29	1.08
04/06/2011 08:00	0.443	10.31	1.08
04/06/2011 09:00	0.452	10.31	1.08
04/06/2011 10:00	0.463	10.3	1.08
04/06/2011 11:00	0.486	10.3	1.08

04/06/2011 12:00	0.509	10.37	1.08
04/06/2011 13:00	0.527	10.36	1.08
04/06/2011 14:00	0.539	10.34	1.08
04/06/2011 15:00	0.54	10.33	1.08
04/06/2011 16:00	0.533	10.32	1.08
04/06/2011 17:00	0.51	10.35	1.08
04/06/2011 18:00	0.489	10.34	1.08
04/06/2011 19:00	0.469	10.33	1.08
04/06/2011 20:00	0.456	10.31	1.08
04/06/2011 21:00	0.456	10.3	1.08
04/06/2011 22:00	0.469	10.34	1.08
04/06/2011 23:00	0.493	10.32	1.08
05/06/2011 00:00	0.506	10.3	1.08
05/06/2011 01:00	0.525	10.34	1.08
05/06/2011 02:00	0.539	10.34	1.09
05/06/2011 03:00	0.55	10.33	1.08
05/06/2011 04:00	0.545	10.33	1.08
05/06/2011 05:00	0.529	10.32	1.08
05/06/2011 06:00	0.503	10.34	1.09
05/06/2011 07:00	0.481	10.34	1.08
05/06/2011 08:00	0.461	10.33	1.08
05/06/2011 09:00	0.462	10.35	1.09
05/06/2011 10:00	0.476	10.33	1.08
05/06/2011 11:00	0.489	10.34	1.09
05/06/2011 12:00	0.51	10.33	1.08
05/06/2011 13:00	0.526	10.32	1.08
05/06/2011 14:00	0.538	10.34	1.09
05/06/2011 15:00	0.54	10.33	1.08
05/06/2011 16:00	0.539	10.31	1.08
05/06/2011 17:00	0.526	10.32	1.08
05/06/2011 18:00	0.506	10.32	1.09
05/06/2011 19:00	0.482	10.37	1.09
05/06/2011 20:00	0.463	10.33	1.09
05/06/2011 21:00	0.455	10.31	1.09
05/06/2011 22:00	0.461	10.35	1.09
05/06/2011 23:00	0.472	10.34	1.09
06/06/2011 00:00	0.491	10.34	1.09
06/06/2011 01:00	0.512	10.37	1.09
06/06/2011 02:00	0.529	10.35	1.09
06/06/2011 03:00	0.549	10.37	1.09
06/06/2011 04:00	0.55	10.36	1.09
06/06/2011 05:00	0.543	10.35	1.09
06/06/2011 06:00	0.521	10.33	1.09
06/06/2011 07:00	0.501	10.36	1.09
06/06/2011 08:00	0.483	10.36	1.09
06/06/2011 09:00	0.477	10.34	1.09
06/06/2011 10:00	0.48	10.36	1.09
06/06/2011 11:00	0.49	10.34	1.09
06/06/2011 12:00	0.511	10.36	1.09
06/06/2011 13:00	0.529	10.35	1.09
06/06/2011 14:00	0.548	10.36	1.09
06/06/2011 15:00	0.557	10.39	1.09
06/06/2011 16:00	0.553	10.37	1.09
06/06/2011 17:00	0.539	10.4	1.09
06/06/2011 18:00	0.516	10.35	1.09
06/06/2011 19:00	0.5	10.38	1.09
06/06/2011 20:00	0.48	10.4	1.09
06/06/2011 21:00	0.465	10.36	1.09
06/06/2011 22:00	0.46	10.4	1.09

06/06/2011 23:00	0.466	10.38	1.09
07/06/2011 00:00	0.481	10.34	1.09
07/06/2011 01:00	0.502	10.39	1.09
07/06/2011 02:00	0.523	10.37	1.09
07/06/2011 03:00	0.545	10.35	1.09
07/06/2011 04:00	0.554	10.36	1.09
07/06/2011 05:00	0.556	10.35	1.09
07/06/2011 06:00	0.54	10.37	1.09
07/06/2011 07:00	0.522	10.39	1.09
07/06/2011 08:00	0.503	10.37	1.09
07/06/2011 09:00	0.476	10.34	1.09
07/06/2011 10:00	0.469	10.42	1.09
07/06/2011 11:00	0.477	10.36	1.09
07/06/2011 12:00	0.487	10.35	1.09
07/06/2011 13:00	0.503	10.37	1.09
07/06/2011 14:00	0.524	10.36	1.09
07/06/2011 15:00	0.536	10.35	1.09
07/06/2011 16:00	0.548	10.37	1.09
07/06/2011 17:00	0.543	10.41	1.09
07/06/2011 18:00	0.532	10.37	1.09
07/06/2011 19:00	0.519	10.37	1.09
07/06/2011 20:00	0.499	10.4	1.09
07/06/2011 21:00	0.475	10.37	1.09
07/06/2011 22:00	0.46	10.37	1.09
07/06/2011 23:00	0.454	10.4	1.09
08/06/2011 00:00	0.464	10.38	1.09
08/06/2011 01:00	0.477	10.37	1.09
08/06/2011 02:00	0.497	10.37	1.09
08/06/2011 03:00	0.512	10.42	1.09
08/06/2011 04:00	0.535	10.41	1.09
08/06/2011 05:00	0.547	10.38	1.09
08/06/2011 06:00	0.542	10.42	1.09
08/06/2011 07:00	0.521	10.37	1.09
08/06/2011 08:00	0.499	10.39	1.09
08/06/2011 09:00	0.476	10.41	1.09
08/06/2011 10:00	0.466	10.39	1.09
08/06/2011 11:00	0.46	10.36	1.09
08/06/2011 12:00	0.471	10.39	1.09
08/06/2011 13:00	0.49	10.4	1.09
08/06/2011 14:00	0.501	10.42	1.09
08/06/2011 15:00	0.516	10.37	1.09
08/06/2011 16:00	0.527	10.38	1.09
08/06/2011 17:00	0.54	10.4	1.09
08/06/2011 18:00	0.533	10.37	1.09
08/06/2011 19:00	0.519	10.43	1.09
08/06/2011 20:00	0.501	10.38	1.09
08/06/2011 21:00	0.484	10.36	1.09
08/06/2011 22:00	0.46	10.38	1.09
08/06/2011 23:00	0.443	10.39	1.09
09/06/2011 00:00	0.44	10.38	1.09
09/06/2011 01:00	0.445	10.41	1.09
09/06/2011 02:00	0.458	10.38	1.09
09/06/2011 03:00	0.48	10.41	1.09
09/06/2011 04:00	0.498	10.4	1.09
09/06/2011 05:00	0.519	10.38	1.09
09/06/2011 06:00	0.525	10.38	1.09
09/06/2011 07:00	0.52	10.39	1.09
09/06/2011 08:00	0.499	10.39	1.09
09/06/2011 09:00	0.483	10.39	1.09

09/06/2011 10:00	0.468	10.39	1.09
09/06/2011 11:00	0.454	10.42	1.09
09/06/2011 12:00	0.452	10.4	1.09
09/06/2011 13:00	0.467	10.4	1.09
09/06/2011 14:00	0.48	10.42	1.09
09/06/2011 15:00	0.497	10.44	1.09
09/06/2011 16:00	0.515	10.41	1.09
09/06/2011 17:00	0.532	10.4	1.09
09/06/2011 18:00	0.534	10.4	1.09
09/06/2011 19:00	0.534	10.41	1.09
09/06/2011 20:00	0.518	10.42	1.09
09/06/2011 21:00	0.5	10.42	1.09
09/06/2011 22:00	0.478	10.42	1.09
09/06/2011 23:00	0.457	10.39	1.09
10/06/2011 00:00	0.444	10.39	1.09
10/06/2011 01:00	0.44	10.39	1.09
10/06/2011 02:00	0.443	10.4	1.09
10/06/2011 03:00	0.46	10.44	1.1
10/06/2011 04:00	0.475	10.4	1.09
10/06/2011 05:00	0.498	10.43	1.1
10/06/2011 06:00	0.516	10.4	1.09
10/06/2011 07:00	0.522	10.41	1.09
10/06/2011 08:00	0.513	10.41	1.09
10/06/2011 09:00	0.502	10.42	1.09
10/06/2011 10:00	0.49	10.43	1.09
10/06/2011 11:00	0.477	10.42	1.09
10/06/2011 12:00	0.464	10.43	1.1
10/06/2011 13:00	0.459	10.44	1.1
10/06/2011 14:00	0.465	10.43	1.1
10/06/2011 15:00	0.47	10.42	1.09
10/06/2011 16:00	0.487	10.41	1.09
10/06/2011 17:00	0.509	10.42	1.09
10/06/2011 18:00	0.523	10.44	1.1
10/06/2011 19:00	0.53	10.41	1.09
10/06/2011 20:00	0.531	10.43	1.1
10/06/2011 21:00	0.521	10.42	1.1
10/06/2011 22:00	0.502	10.43	1.1
10/06/2011 23:00	0.479	10.41	1.09
11/06/2011 00:00	0.461	10.42	1.1
11/06/2011 01:00	0.444	10.42	1.1
11/06/2011 02:00	0.441	10.43	1.1
11/06/2011 03:00	0.445	10.44	1.1
11/06/2011 04:00	0.46	10.42	1.1
11/06/2011 05:00	0.475	10.42	1.1
11/06/2011 06:00	0.49	10.43	1.1
11/06/2011 07:00	0.512	10.43	1.1
11/06/2011 08:00	0.527	10.43	1.1
11/06/2011 09:00	0.532	10.43	1.1
11/06/2011 10:00	0.511	10.4	1.09
11/06/2011 11:00	0.495	10.41	1.09
11/06/2011 12:00	0.481	10.42	1.1
11/06/2011 13:00	0.464	10.44	1.1
11/06/2011 14:00	0.462	10.43	1.1
11/06/2011 15:00	0.464	10.44	1.1
11/06/2011 16:00	0.472	10.43	1.1
11/06/2011 17:00	0.486	10.43	1.1
11/06/2011 18:00	0.509	10.46	1.1
11/06/2011 19:00	0.53	10.44	1.1
11/06/2011 20:00	0.539	10.44	1.1

11/06/2011 21:00	0.542	10.44	1.1
11/06/2011 22:00	0.532	10.44	1.1
11/06/2011 23:00	0.515	10.43	1.1
12/06/2011 00:00	0.488	10.44	1.1
12/06/2011 01:00	0.47	10.44	1.1
12/06/2011 02:00	0.453	10.46	1.1
12/06/2011 03:00	0.444	10.42	1.1
12/06/2011 04:00	0.45	10.48	1.1
12/06/2011 05:00	0.465	10.42	1.1
12/06/2011 06:00	0.478	10.46	1.1
12/06/2011 07:00	0.493	10.46	1.1
12/06/2011 08:00	0.507	10.46	1.1
12/06/2011 09:00	0.512	10.45	1.1
12/06/2011 10:00	0.518	10.45	1.1
12/06/2011 11:00	0.509	10.45	1.1
12/06/2011 12:00	0.496	10.49	1.1
12/06/2011 13:00	0.485	10.43	1.1
12/06/2011 14:00	0.47	10.46	1.1
12/06/2011 15:00	0.46	10.43	1.1
12/06/2011 16:00	0.465	10.45	1.1
12/06/2011 17:00	0.48	10.47	1.1
12/06/2011 18:00	0.495	10.44	1.1
12/06/2011 19:00	0.519	10.44	1.1
12/06/2011 20:00	0.535	10.45	1.1
12/06/2011 21:00	0.546	10.43	1.1
12/06/2011 22:00	0.542	10.44	1.1
12/06/2011 23:00	0.538	10.46	1.1
13/06/2011 00:00	0.515	10.46	1.1
13/06/2011 01:00	0.496	10.45	1.1
13/06/2011 02:00	0.471	10.47	1.1
13/06/2011 03:00	0.455	10.44	1.1
13/06/2011 04:00	0.444	10.43	1.1
13/06/2011 05:00	0.447	10.49	1.1
13/06/2011 06:00	0.458	10.46	1.1
13/06/2011 07:00	0.472	10.48	1.1
13/06/2011 08:00	0.494	10.48	1.1
13/06/2011 09:00	0.517	10.47	1.1
13/06/2011 10:00	0.527	10.49	1.1
13/06/2011 11:00	0.525	10.47	1.1
13/06/2011 12:00	0.511	10.46	1.1
13/06/2011 13:00	0.493	10.47	1.1
13/06/2011 14:00	0.473	10.47	1.1
13/06/2011 15:00	0.451	10.45	1.1
13/06/2011 16:00	0.447	10.46	1.1
13/06/2011 17:00	0.449	10.47	1.1
13/06/2011 18:00	0.457	10.48	1.1
13/06/2011 19:00	0.486	10.45	1.1
13/06/2011 20:00	0.514	10.46	1.1
13/06/2011 21:00	0.536	10.47	1.1
13/06/2011 22:00	0.551	10.46	1.1
13/06/2011 23:00	0.556	10.48	1.1
14/06/2011 00:00	0.545	10.49	1.1
14/06/2011 01:00	0.529	10.47	1.1
14/06/2011 02:00	0.509	10.47	1.1
14/06/2011 03:00	0.484	10.47	1.1
14/06/2011 04:00	0.465	10.44	1.1
14/06/2011 05:00	0.463	10.45	1.1
14/06/2011 06:00	0.469	10.46	1.1
14/06/2011 07:00	0.48	10.5	1.1

14/06/2011 08:00	0.485	10.47	1.1
14/06/2011 09:00	0.508	10.47	1.1
14/06/2011 10:00	0.528	10.51	1.1
14/06/2011 11:00	0.532	10.45	1.1
14/06/2011 12:00	0.536	10.47	1.1
14/06/2011 13:00	0.525	10.49	1.1
14/06/2011 14:00	0.501	10.48	1.1
14/06/2011 15:00	0.485	10.48	1.1
14/06/2011 16:00	0.467	10.48	1.1
14/06/2011 17:00	0.452	10.48	1.1
14/06/2011 18:00	0.456	10.49	1.1
14/06/2011 19:00	0.477	10.46	1.1
14/06/2011 20:00	0.502	10.5	1.1
14/06/2011 21:00	0.52	10.51	1.1
14/06/2011 22:00	0.543	10.46	1.1
14/06/2011 23:00	0.551	10.48	1.1
15/06/2011 00:00	0.557	10.48	1.1
15/06/2011 01:00	0.549	10.48	1.1
15/06/2011 02:00	0.529	10.48	1.1
15/06/2011 03:00	0.504	10.48	1.1
15/06/2011 04:00	0.481	10.5	1.1
15/06/2011 05:00	0.465	10.49	1.1
15/06/2011 06:00	0.459	10.49	1.1
15/06/2011 07:00	0.463	10.51	1.1
15/06/2011 08:00	0.474	10.48	1.1
15/06/2011 09:00	0.49	10.49	1.1
15/06/2011 10:00	0.504	10.49	1.1
15/06/2011 11:00	0.52	10.48	1.1
15/06/2011 12:00	0.529	10.5	1.1
15/06/2011 13:00	0.526	10.49	1.1
15/06/2011 14:00	0.511	10.49	1.1
15/06/2011 15:00	0.49	10.49	1.1
15/06/2011 16:00	0.468	10.47	1.1
15/06/2011 17:00	0.453	10.5	1.1
15/06/2011 18:00	0.438	10.51	1.1
15/06/2011 19:00	0.454	10.48	1.1
15/06/2011 20:00	0.473	10.5	1.1
15/06/2011 21:00	0.494	10.49	1.1
15/06/2011 22:00	0.512	10.49	1.1
15/06/2011 23:00	0.541	10.49	1.1
16/06/2011 00:00	0.555	10.51	1.1
16/06/2011 01:00	0.559	10.48	1.1
16/06/2011 02:00	0.55	10.49	1.1
16/06/2011 03:00	0.531	10.53	1.1
16/06/2011 04:00	0.504	10.48	1.1
16/06/2011 05:00	0.487	10.5	1.1
16/06/2011 06:00	0.47	10.49	1.1
16/06/2011 07:00	0.473	10.49	1.1
16/06/2011 08:00	0.476	10.5	1.1
16/06/2011 09:00	0.486	10.51	1.1
16/06/2011 10:00	0.507	10.51	1.1
16/06/2011 11:00	0.528	10.49	1.1
16/06/2011 12:00	0.549	10.5	1.1
16/06/2011 13:00	0.566	10.5	1.1
16/06/2011 14:00	0.564	10.5	1.1
16/06/2011 15:00	0.546	10.49	1.1
16/06/2011 16:00	0.515	10.49	1.1
16/06/2011 17:00	0.494	10.5	1.1
16/06/2011 18:00	0.461	10.5	1.1

16/06/2011 19:00	0.463	10.49	1.1
16/06/2011 20:00	0.476	10.51	1.1
16/06/2011 21:00	0.491	10.49	1.1
16/06/2011 22:00	0.507	10.52	1.1
16/06/2011 23:00	0.533	10.51	1.1
17/06/2011 00:00	0.556	10.51	1.1
17/06/2011 01:00	0.57	10.5	1.1
17/06/2011 02:00	0.569	10.52	1.1
17/06/2011 03:00	0.554	10.51	1.1
17/06/2011 04:00	0.53	10.51	1.1
17/06/2011 05:00	0.506	10.51	1.1
17/06/2011 06:00	0.484	10.52	1.1
17/06/2011 07:00	0.469	10.51	1.1
17/06/2011 08:00	0.469	10.52	1.1
17/06/2011 09:00	0.481	10.49	1.1
17/06/2011 10:00	0.505	10.53	1.1
17/06/2011 11:00	0.528	10.52	1.1
17/06/2011 12:00	0.548	10.58	1.1
17/06/2011 13:00	0.557	10.53	1.1
17/06/2011 14:00	0.562	10.51	1.1
17/06/2011 15:00	0.56	10.51	1.1
17/06/2011 16:00	0.543	10.51	1.1
17/06/2011 17:00	0.518	10.52	1.1
17/06/2011 18:00	0.496	10.51	1.1
17/06/2011 19:00	0.474	10.52	1.1
17/06/2011 20:00	0.47	10.52	1.1
17/06/2011 21:00	0.482	10.53	1.1
17/06/2011 22:00	0.501	10.52	1.1
17/06/2011 23:00	0.527	10.54	1.1
18/06/2011 00:00	0.552	10.55	1.1
18/06/2011 01:00	0.577	10.56	1.1
18/06/2011 02:00	0.589	10.54	1.1
18/06/2011 03:00	0.592	10.53	1.1
18/06/2011 04:00	0.571	10.52	1.1
18/06/2011 05:00	0.554	10.53	1.1
18/06/2011 06:00	0.531	10.54	1.1
18/06/2011 07:00	0.508	10.52	1.1
18/06/2011 08:00	0.505	10.53	1.1
18/06/2011 09:00	0.511	10.54	1.1
18/06/2011 10:00	0.523	10.53	1.1
18/06/2011 11:00	0.537	10.52	1.1
18/06/2011 12:00	0.57	10.53	1.1
18/06/2011 13:00	0.592	10.55	1.1
18/06/2011 14:00	0.596	10.55	1.1
18/06/2011 15:00	0.589	10.53	1.1
18/06/2011 16:00	0.576	10.53	1.1
18/06/2011 17:00	0.55	10.55	1.1
18/06/2011 18:00	0.536	10.53	1.1
18/06/2011 19:00	0.513	10.51	1.1
18/06/2011 20:00	0.5	10.53	1.1
18/06/2011 21:00	0.5	10.54	1.1
18/06/2011 22:00	0.513	10.57	1.1
18/06/2011 23:00	0.531	10.54	1.1
19/06/2011 00:00	0.552	10.53	1.1
19/06/2011 01:00	0.572	10.56	1.1
19/06/2011 02:00	0.596	10.54	1.1
19/06/2011 03:00	0.609	10.54	1.1
19/06/2011 04:00	0.603	10.54	1.1
19/06/2011 05:00	0.585	10.55	1.1

19/06/2011 06:00	0.569	10.54	1.1
19/06/2011 07:00	0.547	10.53	1.1
19/06/2011 08:00	0.527	10.53	1.1
19/06/2011 09:00	0.528	10.54	1.1
19/06/2011 10:00	0.534	10.53	1.1
19/06/2011 11:00	0.548	10.54	1.1
19/06/2011 12:00	0.572	10.58	1.1
19/06/2011 13:00	0.589	10.53	1.1
19/06/2011 14:00	0.605	10.55	1.1
19/06/2011 15:00	0.612	10.55	1.1
19/06/2011 16:00	0.599	10.54	1.1
19/06/2011 17:00	0.585	10.54	1.1
19/06/2011 18:00	0.555	10.54	1.1
19/06/2011 19:00	0.535	10.53	1.1
19/06/2011 20:00	0.513	10.54	1.1
19/06/2011 21:00	0.504	10.55	1.1
19/06/2011 22:00	0.507	10.54	1.1
19/06/2011 23:00	0.518	10.56	1.1
20/06/2011 00:00	0.535	10.54	1.1
20/06/2011 01:00	0.557	10.57	1.1
20/06/2011 02:00	0.573	10.55	1.1
20/06/2011 03:00	0.591	10.55	1.1
20/06/2011 04:00	0.599	10.55	1.1
20/06/2011 05:00	0.588	10.54	1.1
20/06/2011 06:00	0.568	10.55	1.1
20/06/2011 07:00	0.538	10.55	1.1
20/06/2011 08:00	0.512	10.58	1.1
20/06/2011 09:00	0.502	10.56	1.1
20/06/2011 10:00	0.511	10.56	1.1
20/06/2011 11:00	0.523	10.56	1.1
20/06/2011 12:00	0.546	10.56	1.1
20/06/2011 13:00	0.565	10.57	1.1
20/06/2011 14:00	0.585	10.56	1.1
20/06/2011 15:00	0.593	10.56	1.1
20/06/2011 16:00	0.594	10.59	1.1
20/06/2011 17:00	0.589	10.56	1.1
20/06/2011 18:00	0.57	10.56	1.1
20/06/2011 19:00	0.552	10.56	1.1
20/06/2011 20:00	0.529	10.56	1.1
20/06/2011 21:00	0.508	10.58	1.1
20/06/2011 22:00	0.5	10.57	1.1
20/06/2011 23:00	0.501	10.55	1.1
21/06/2011 00:00	0.512	10.59	1.1
21/06/2011 01:00	0.529	10.55	1.1
21/06/2011 02:00	0.551	10.56	1.1
21/06/2011 03:00	0.571	10.56	1.1
21/06/2011 04:00	0.588	10.56	1.1
21/06/2011 05:00	0.59	10.55	1.1
21/06/2011 06:00	0.579	10.57	1.1
21/06/2011 07:00	0.554	10.59	1.1
21/06/2011 08:00	0.532	10.56	1.1
21/06/2011 09:00	0.515	10.56	1.1
21/06/2011 10:00	0.502	10.55	1.1
21/06/2011 11:00	0.512	10.58	1.1
21/06/2011 12:00	0.522	10.58	1.1
21/06/2011 13:00	0.547	10.57	1.1
21/06/2011 14:00	0.57	10.58	1.1
21/06/2011 15:00	0.583	10.58	1.1
21/06/2011 16:00	0.589	10.58	1.1

21/06/2011 17:00	0.587	10.56	1.1
21/06/2011 18:00	0.573	10.58	1.1
21/06/2011 19:00	0.557	10.58	1.1
21/06/2011 20:00	0.536	10.57	1.1
21/06/2011 21:00	0.514	10.58	1.1
21/06/2011 22:00	0.501	10.58	1.1
21/06/2011 23:00	0.497	10.6	1.1
22/06/2011 00:00	0.501	10.58	1.1
22/06/2011 01:00	0.515	10.56	1.1
22/06/2011 02:00	0.531	10.59	1.1
22/06/2011 03:00	0.549	10.6	1.1
22/06/2011 04:00	0.569	10.58	1.1
22/06/2011 05:00	0.583	10.59	1.1
22/06/2011 06:00	0.576	10.59	1.1
22/06/2011 07:00	0.561	10.59	1.1
22/06/2011 08:00	0.535	10.59	1.1
22/06/2011 09:00	0.518	10.58	1.1
22/06/2011 10:00	0.503	10.57	1.1
22/06/2011 11:00	0.509	10.59	1.1
22/06/2011 12:00	0.521	10.58	1.1
22/06/2011 13:00	0.537	10.61	1.1
22/06/2011 14:00	0.55	10.59	1.1
22/06/2011 15:00	0.578	10.57	1.1
22/06/2011 16:00	0.592	10.59	1.1
22/06/2011 17:00	0.594	10.59	1.1
22/06/2011 18:00	0.584	10.61	1.1
22/06/2011 19:00	0.572	10.6	1.1
22/06/2011 20:00	0.554	10.58	1.1
22/06/2011 21:00	0.535	10.6	1.1
22/06/2011 22:00	0.52	10.58	1.1
22/06/2011 23:00	0.512	10.59	1.1
23/06/2011 00:00	0.508	10.59	1.1
23/06/2011 01:00	0.514	10.58	1.1
23/06/2011 02:00	0.532	10.62	1.1
23/06/2011 03:00	0.55	10.6	1.1
23/06/2011 04:00	0.564	10.59	1.1
23/06/2011 05:00	0.587	10.59	1.1
23/06/2011 06:00	0.589	10.59	1.1
23/06/2011 07:00	0.585	10.6	1.1
23/06/2011 08:00	0.566	10.59	1.1
23/06/2011 09:00	0.55	10.6	1.1
23/06/2011 10:00	0.531	10.6	1.1
23/06/2011 11:00	0.516	10.59	1.1
23/06/2011 12:00	0.526	10.59	1.1
23/06/2011 13:00	0.536	10.59	1.1
23/06/2011 14:00	0.564	10.61	1.1
23/06/2011 15:00	0.576	10.6	1.1
23/06/2011 16:00	0.588	10.6	1.1
23/06/2011 17:00	0.595	10.61	1.1
23/06/2011 18:00	0.6	10.61	1.1
23/06/2011 19:00	0.597	10.6	1.1
23/06/2011 20:00	0.582	10.6	1.1
23/06/2011 21:00	0.565	10.59	1.1
23/06/2011 22:00	0.549	10.6	1.1
23/06/2011 23:00	0.533	10.6	1.1
24/06/2011 00:00	0.522	10.6	1.1
24/06/2011 01:00	0.519	10.59	1.1
24/06/2011 02:00	0.525	10.62	1.1
24/06/2011 03:00	0.536	10.6	1.1

24/06/2011 04:00	0.547	10.62	1.1
24/06/2011 05:00	0.566	10.59	1.1
24/06/2011 06:00	0.581	10.6	1.1
24/06/2011 07:00	0.585	10.6	1.1
24/06/2011 08:00	0.577	10.6	1.1
24/06/2011 09:00	0.559	10.6	1.1
24/06/2011 10:00	0.54	10.6	1.1

END OF DATA FILE OF DATALOGGER FOR WINDOWS

7_K4991_110715104541.CSV

Data file for DataLogger.

=====

COMPANY : <Company name>

COMP.STATUS: Done

DATE : 15/07/2011

TIME : 10:46:12

FILENAME : C:\Documents and Settings\All Users\Application Data\DiverOffice\Sizewell\CSV\pz2009_8

CREATED BY : SWS Diver-Office 4.0.76.0

===== BEGINNING OF DATA =====

[Logger settings]

Instrument type =CTD-Diver=17

Status =Started =0

Serial number =..00-K4962 317.

Instrument number =
=0

Location =pz2009_8

Sample period =M60

Sample method =T

Number of channels =3

[Channel 1]

Identification =WATER HEAD

Reference level =4.000 m

Range =17.500 m

Master level =1750 CMH2O

Altitude =0 m

[Channel 2]

Identification =TEMPERATURE

Reference level =-20.00 °C

Range =100.00 °C

[Channel 3]

Identification =1: CONDUCTIVITY

Reference level =0.00 mS/cm

Range =120.00 mS/cm

[Series settings]

Serial number =..00-K4962 317.

Instrument number =

Location =pz2009_8

Sample period =00 00:60:00 0

Sample method =T

Start date / time =00:00:06 09/04/11

End date / time =00:00:16 23/06/11

[Channel 1 from data header]

Identification =WATER HEAD

Reference level =4.000 m

Range =17.500 m

Master level =1750 CMH2O

Altitude =0 m

[Channel 2 from data header]

Identification =TEMPERATURE

Reference level =-20.00 °C

Range =100.00 °C

[Channel 3 from data header]

Identification =1: CONDUCTIVITY

Reference level =0.00 mS/cm
Range =120.00 mS/cm

[Data]

1811

Date/time	Water head[m]	Temperature[°C]	1:Conductivity[mS/cm]
09/04/2011 06:00	0.728	10.59	1.42
09/04/2011 07:00	0.664	10.62	1.42
09/04/2011 08:00	0.599	10.61	1.42
09/04/2011 09:00	0.562	10.63	1.42
09/04/2011 10:00	0.569	10.6	1.42
09/04/2011 11:00	0.604	10.61	1.42
09/04/2011 12:00	0.64	10.62	1.42
09/04/2011 13:00	0.689	10.61	1.42
09/04/2011 14:00	0.738	10.69	1.42
09/04/2011 15:00	0.776	10.64	1.42
09/04/2011 16:00	0.786	10.66	1.42
09/04/2011 17:00	0.763	10.63	1.42
09/04/2011 18:00	0.709	10.65	1.42
09/04/2011 19:00	0.649	10.63	1.42
09/04/2011 20:00	0.586	10.62	1.42
09/04/2011 21:00	0.542	10.64	1.42
09/04/2011 22:00	0.532	10.7	1.42
09/04/2011 23:00	0.565	10.64	1.42
10/04/2011 00:00	0.597	10.62	1.42
10/04/2011 01:00	0.647	10.61	1.42
10/04/2011 02:00	0.705	10.65	1.42
10/04/2011 03:00	0.748	10.66	1.42
10/04/2011 04:00	0.78	10.58	1.42
10/04/2011 05:00	0.775	10.64	1.42
10/04/2011 06:00	0.73	10.66	1.42
10/04/2011 07:00	0.67	10.66	1.42
10/04/2011 08:00	0.607	10.62	1.42
10/04/2011 09:00	0.554	10.58	1.42
10/04/2011 10:00	0.536	10.61	1.42
10/04/2011 11:00	0.551	10.67	1.42
10/04/2011 12:00	0.583	10.66	1.42
10/04/2011 13:00	0.63	10.63	1.42
10/04/2011 14:00	0.675	10.68	1.42
10/04/2011 15:00	0.722	10.69	1.42
10/04/2011 16:00	0.755	10.66	1.42
10/04/2011 17:00	0.766	10.65	1.42
10/04/2011 18:00	0.736	10.65	1.42
10/04/2011 19:00	0.681	10.58	1.42
10/04/2011 20:00	0.626	10.6	1.42
10/04/2011 21:00	0.567	10.64	1.42
10/04/2011 22:00	0.528	10.58	1.42
10/04/2011 23:00	0.526	10.62	1.42
11/04/2011 00:00	0.546	10.65	1.42
11/04/2011 01:00	0.586	10.64	1.42
11/04/2011 02:00	0.629	10.68	1.42
11/04/2011 03:00	0.681	10.66	1.42
11/04/2011 04:00	0.727	10.68	1.42
11/04/2011 05:00	0.761	10.64	1.42
11/04/2011 06:00	0.749	10.69	1.42
11/04/2011 07:00	0.712	10.64	1.42
11/04/2011 08:00	0.653	10.66	1.42
11/04/2011 09:00	0.608	10.65	1.42

11/04/2011 10:00	0.567	10.67	1.42
11/04/2011 11:00	0.557	10.67	1.42
11/04/2011 12:00	0.342	10.63	1.42
11/04/2011 13:00	0.592	10.67	1.42
11/04/2011 14:00	0.639	10.6	1.42
11/04/2011 15:00	0.694	10.65	1.42
11/04/2011 16:00	0.735	10.63	1.42
11/04/2011 17:00	0.767	10.65	1.42
11/04/2011 18:00	0.767	10.67	1.42
11/04/2011 19:00	0.734	10.6	1.42
11/04/2011 20:00	0.685	10.62	1.42
11/04/2011 21:00	0.63	10.64	1.42
11/04/2011 22:00	0.577	10.65	1.42
11/04/2011 23:00	0.548	10.66	1.42
12/04/2011 00:00	0.548	10.67	1.42
12/04/2011 01:00	0.565	10.69	1.42
12/04/2011 02:00	0.598	10.6	1.42
12/04/2011 03:00	0.65	10.61	1.42
12/04/2011 04:00	0.709	10.68	1.42
12/04/2011 05:00	0.758	10.64	1.42
12/04/2011 06:00	0.791	10.66	1.42
12/04/2011 07:00	0.794	10.62	1.42
12/04/2011 08:00	0.76	10.64	1.42
12/04/2011 09:00	0.718	10.66	1.42
12/04/2011 10:00	0.578	10.57	1.41
12/04/2011 11:00	0.624	10.64	1.42
12/04/2011 12:00	0.609	10.65	1.42
12/04/2011 13:00	0.612	10.67	1.42
12/04/2011 14:00	0.573	10.63	1.42
12/04/2011 15:00	0.661	10.65	1.42
12/04/2011 16:00	0.706	10.66	1.42
12/04/2011 17:00	0.747	10.63	1.42
12/04/2011 18:00	0.773	10.68	1.42
12/04/2011 19:00	0.774	10.6	1.42
12/04/2011 20:00	0.749	10.61	1.42
12/04/2011 21:00	0.699	10.66	1.42
12/04/2011 22:00	0.645	10.64	1.42
12/04/2011 23:00	0.589	10.61	1.41
13/04/2011 00:00	0.545	10.6	1.41
13/04/2011 01:00	0.519	10.68	1.42
13/04/2011 02:00	0.521	10.67	1.42
13/04/2011 03:00	0.554	10.58	1.41
13/04/2011 04:00	0.594	10.67	1.42
13/04/2011 05:00	0.638	10.69	1.42
13/04/2011 06:00	0.692	10.61	1.41
13/04/2011 07:00	0.731	10.7	1.42
13/04/2011 08:00	0.739	10.65	1.42
13/04/2011 09:00	0.718	10.63	1.42
13/04/2011 10:00	0.675	10.62	1.42
13/04/2011 11:00	0.629	10.63	1.42
13/04/2011 12:00	0.574	10.6	1.41
13/04/2011 13:00	0.556	10.65	1.42
13/04/2011 14:00	0.546	10.66	1.42
13/04/2011 15:00	0.56	10.64	1.42
13/04/2011 16:00	0.573	10.63	1.42
13/04/2011 17:00	0.628	10.63	1.42
13/04/2011 18:00	0.68	10.69	1.42
13/04/2011 19:00	0.718	10.69	1.42
13/04/2011 20:00	0.734	10.63	1.42

13/04/2011 21:00	0.721	10.64	1.42
13/04/2011 22:00	0.68	10.65	1.42
13/04/2011 23:00	0.627	10.65	1.42
14/04/2011 00:00	0.573	10.6	1.41
14/04/2011 01:00	0.525	10.68	1.42
14/04/2011 02:00	0.495	10.68	1.42
14/04/2011 03:00	0.5	10.66	1.42
14/04/2011 04:00	0.535	10.65	1.42
14/04/2011 05:00	0.581	10.62	1.41
14/04/2011 06:00	0.643	10.67	1.42
14/04/2011 07:00	0.704	10.68	1.42
14/04/2011 08:00	0.755	10.65	1.42
14/04/2011 09:00	0.778	10.68	1.42
14/04/2011 10:00	0.736	10.65	1.42
14/04/2011 11:00	0.72	10.61	1.41
14/04/2011 12:00	0.673	10.65	1.42
14/04/2011 13:00	0.621	10.67	1.42
14/04/2011 14:00	0.579	10.61	1.41
14/04/2011 15:00	0.34	10.62	1.41
14/04/2011 16:00	0.415	10.66	1.42
14/04/2011 17:00	0.605	10.67	1.41
14/04/2011 18:00	0.664	10.64	1.41
14/04/2011 19:00	0.708	10.62	1.4
14/04/2011 20:00	0.743	10.68	1.41
14/04/2011 21:00	0.76	10.68	1.41
14/04/2011 22:00	0.751	10.63	1.4
14/04/2011 23:00	0.709	10.62	1.4
15/04/2011 00:00	0.651	10.64	1.4
15/04/2011 01:00	0.588	10.66	1.41
15/04/2011 02:00	0.523	10.64	1.4
15/04/2011 03:00	0.485	10.66	1.4
15/04/2011 04:00	0.482	10.64	1.4
15/04/2011 05:00	0.516	10.59	1.4
15/04/2011 06:00	0.565	10.7	1.41
15/04/2011 07:00	0.618	10.64	1.4
15/04/2011 08:00	0.677	10.69	1.41
15/04/2011 09:00	0.689	10.69	1.41
15/04/2011 10:00	0.746	10.65	1.4
15/04/2011 11:00	0.738	10.65	1.4
15/04/2011 12:00	0.684	10.59	1.4
15/04/2011 13:00	0.622	10.65	1.4
15/04/2011 14:00	0.561	10.65	1.4
15/04/2011 15:00	0.511	10.6	1.4
15/04/2011 16:00	0.489	10.69	1.41
15/04/2011 17:00	0.516	10.7	1.41
15/04/2011 18:00	0.561	10.69	1.41
15/04/2011 19:00	0.618	10.61	1.4
15/04/2011 20:00	0.67	10.63	1.4
15/04/2011 21:00	0.715	10.65	1.4
15/04/2011 22:00	0.733	10.62	1.4
15/04/2011 23:00	0.731	10.68	1.41
16/04/2011 00:00	0.686	10.62	1.4
16/04/2011 01:00	0.618	10.61	1.4
16/04/2011 02:00	0.543	10.62	1.4
16/04/2011 03:00	0.479	10.61	1.4
16/04/2011 04:00	0.44	10.63	1.4
16/04/2011 05:00	0.451	10.65	1.4
16/04/2011 06:00	0.502	10.7	1.41
16/04/2011 07:00	0.561	10.68	1.41

16/04/2011 08:00	0.622	10.68	1.41
16/04/2011 09:00	0.689	10.69	1.41
16/04/2011 10:00	0.734	10.68	1.41
16/04/2011 11:00	0.762	10.7	1.41
16/04/2011 12:00	0.744	10.66	1.41
16/04/2011 13:00	0.688	10.61	1.4
16/04/2011 14:00	0.62	10.66	1.41
16/04/2011 15:00	0.553	10.59	1.4
16/04/2011 16:00	0.497	10.67	1.41
16/04/2011 17:00	0.497	10.64	1.41
16/04/2011 18:00	0.538	10.67	1.41
16/04/2011 19:00	0.6	10.67	1.41
16/04/2011 20:00	0.66	10.68	1.41
16/04/2011 21:00	0.725	10.66	1.4
16/04/2011 22:00	0.76	10.7	1.41
16/04/2011 23:00	0.764	10.63	1.4
17/04/2011 00:00	0.754	10.65	1.4
17/04/2011 01:00	0.693	10.63	1.4
17/04/2011 02:00	0.616	10.6	1.4
17/04/2011 03:00	0.535	10.68	1.4
17/04/2011 04:00	0.46	10.67	1.4
17/04/2011 05:00	0.427	10.67	1.4
17/04/2011 06:00	0.448	10.72	1.41
17/04/2011 07:00	0.506	10.69	1.4
17/04/2011 08:00	0.561	10.67	1.4
17/04/2011 09:00	0.629	10.61	1.4
17/04/2011 10:00	0.697	10.65	1.4
17/04/2011 11:00	0.736	10.68	1.41
17/04/2011 12:00	0.761	10.65	1.4
17/04/2011 13:00	0.73	10.66	1.41
17/04/2011 14:00	0.66	10.64	1.4
17/04/2011 15:00	0.586	10.6	1.4
17/04/2011 16:00	0.513	10.64	1.4
17/04/2011 17:00	0.466	10.6	1.4
17/04/2011 18:00	0.488	10.67	1.41
17/04/2011 19:00	0.542	10.63	1.4
17/04/2011 20:00	0.605	10.65	1.41
17/04/2011 21:00	0.671	10.64	1.4
17/04/2011 22:00	0.737	10.67	1.41
17/04/2011 23:00	0.775	10.74	1.41
18/04/2011 00:00	0.777	10.68	1.41
18/04/2011 01:00	0.754	10.65	1.4
18/04/2011 02:00	0.681	10.63	1.4
18/04/2011 03:00	0.597	10.63	1.4
18/04/2011 04:00	0.511	10.67	1.4
18/04/2011 05:00	0.438	10.67	1.41
18/04/2011 06:00	0.406	10.63	1.4
18/04/2011 07:00	0.449	10.68	1.41
18/04/2011 08:00	0.509	10.64	1.4
18/04/2011 09:00	0.57	10.65	1.4
18/04/2011 10:00	0.639	10.69	1.41
18/04/2011 11:00	0.71	10.64	1.4
18/04/2011 12:00	0.725	10.71	1.41
18/04/2011 13:00	0.751	10.7	1.41
18/04/2011 14:00	0.667	10.74	1.43
18/04/2011 15:00	0.597	10.48	1.42
18/04/2011 16:00	0.527	10.54	1.42
18/04/2011 17:00	0.455	10.5	1.42
18/04/2011 18:00	0.419	10.5	1.42

18/04/2011 19:00	0.455	10.54	1.42
18/04/2011 20:00	0.519	10.53	1.42
18/04/2011 21:00	0.578	10.52	1.42
18/04/2011 22:00	0.655	10.52	1.42
18/04/2011 23:00	0.723	10.56	1.42
19/04/2011 00:00	0.75	10.53	1.42
19/04/2011 01:00	0.751	10.56	1.42
19/04/2011 02:00	0.722	10.52	1.42
19/04/2011 03:00	0.636	10.51	1.42
19/04/2011 04:00	0.543	10.48	1.42
19/04/2011 05:00	0.458	10.51	1.42
19/04/2011 06:00	0.388	10.5	1.42
19/04/2011 07:00	0.371	10.56	1.42
19/04/2011 08:00	0.424	10.52	1.42
19/04/2011 09:00	0.478	10.59	1.43
19/04/2011 10:00	0.548	10.58	1.43
19/04/2011 11:00	0.621	10.52	1.42
19/04/2011 12:00	0.685	10.57	1.43
19/04/2011 13:00	0.716	10.49	1.42
19/04/2011 14:00	0.714	10.53	1.42
19/04/2011 15:00	0.649	10.51	1.42
19/04/2011 16:00	0.572	10.53	1.42
19/04/2011 17:00	0.504	10.51	1.42
19/04/2011 18:00	0.436	10.52	1.42
19/04/2011 19:00	0.415	10.56	1.43
19/04/2011 20:00	0.471	10.5	1.42
19/04/2011 21:00	0.535	10.5	1.42
19/04/2011 22:00	0.604	10.56	1.43
19/04/2011 23:00	0.685	10.56	1.43
20/04/2011 00:00	0.746	10.54	1.42
20/04/2011 01:00	0.772	10.54	1.42
20/04/2011 02:00	0.777	10.54	1.42
20/04/2011 03:00	0.726	10.56	1.43
20/04/2011 04:00	0.64	10.49	1.42
20/04/2011 05:00	0.551	10.52	1.42
20/04/2011 06:00	0.47	10.54	1.42
20/04/2011 07:00	0.409	10.52	1.42
20/04/2011 08:00	0.412	10.51	1.42
20/04/2011 09:00	0.46	10.53	1.42
20/04/2011 10:00	0.516	10.52	1.42
20/04/2011 11:00	0.586	10.51	1.42
20/04/2011 12:00	0.672	10.55	1.42
20/04/2011 13:00	0.714	10.53	1.42
20/04/2011 14:00	0.726	10.53	1.42
20/04/2011 15:00	0.702	10.55	1.42
20/04/2011 16:00	0.631	10.52	1.42
20/04/2011 17:00	0.545	10.5	1.42
20/04/2011 18:00	0.468	10.52	1.42
20/04/2011 19:00	0.408	10.51	1.42
20/04/2011 20:00	0.393	10.51	1.42
20/04/2011 21:00	0.452	10.49	1.42
20/04/2011 22:00	0.508	10.48	1.42
20/04/2011 23:00	0.576	10.56	1.43
21/04/2011 00:00	0.659	10.56	1.43
21/04/2011 01:00	0.719	10.54	1.43
21/04/2011 02:00	0.742	10.59	1.43
21/04/2011 03:00	0.746	10.57	1.43
21/04/2011 04:00	0.685	10.49	1.42
21/04/2011 05:00	0.599	10.48	1.42

21/04/2011 06:00	0.521	10.49	1.42
21/04/2011 07:00	0.447	10.49	1.42
21/04/2011 08:00	0.405	10.49	1.42
21/04/2011 09:00	0.432	10.49	1.42
21/04/2011 10:00	0.488	10.54	1.43
21/04/2011 11:00	0.541	10.56	1.43
21/04/2011 12:00	0.61	10.55	1.43
21/04/2011 13:00	0.679	10.57	1.43
21/04/2011 14:00	0.707	10.52	1.42
21/04/2011 15:00	0.717	10.55	1.43
21/04/2011 16:00	0.682	10.5	1.42
21/04/2011 17:00	0.604	10.53	1.42
21/04/2011 18:00	0.534	10.55	1.43
21/04/2011 19:00	0.459	10.54	1.42
21/04/2011 20:00	0.404	10.49	1.42
21/04/2011 21:00	0.413	10.55	1.43
21/04/2011 22:00	0.47	10.53	1.42
21/04/2011 23:00	0.529	10.54	1.42
22/04/2011 00:00	0.594	10.55	1.43
22/04/2011 01:00	0.669	10.52	1.42
22/04/2011 02:00	0.72	10.55	1.42
22/04/2011 03:00	0.749	10.53	1.42
22/04/2011 04:00	0.734	10.57	1.43
22/04/2011 05:00	0.669	10.53	1.42
22/04/2011 06:00	0.595	10.5	1.42
22/04/2011 07:00	0.518	10.52	1.42
22/04/2011 08:00	0.451	10.49	1.42
22/04/2011 09:00	0.424	10.57	1.43
22/04/2011 10:00	0.453	10.47	1.42
22/04/2011 11:00	0.504	10.51	1.42
22/04/2011 12:00	0.558	10.54	1.42
22/04/2011 13:00	0.619	10.54	1.42
22/04/2011 14:00	0.667	10.51	1.42
22/04/2011 15:00	0.695	10.57	1.43
22/04/2011 16:00	0.697	10.53	1.42
22/04/2011 17:00	0.643	10.53	1.42
22/04/2011 18:00	0.572	10.53	1.42
22/04/2011 19:00	0.502	10.53	1.42
22/04/2011 20:00	0.437	10.52	1.42
22/04/2011 21:00	0.393	10.53	1.42
22/04/2011 22:00	0.404	10.53	1.42
22/04/2011 23:00	0.446	10.52	1.42
23/04/2011 00:00	0.497	10.54	1.42
23/04/2011 01:00	0.562	10.51	1.42
23/04/2011 02:00	0.632	10.55	1.43
23/04/2011 03:00	0.681	10.52	1.42
23/04/2011 04:00	0.711	10.57	1.43
23/04/2011 05:00	0.691	10.54	1.42
23/04/2011 06:00	0.629	10.48	1.42
23/04/2011 07:00	0.566	10.53	1.42
23/04/2011 08:00	0.495	10.55	1.42
23/04/2011 09:00	0.442	10.53	1.42
23/04/2011 10:00	0.43	10.55	1.42
23/04/2011 11:00	0.464	10.55	1.43
23/04/2011 12:00	0.512	10.51	1.42
23/04/2011 13:00	0.564	10.54	1.42
23/04/2011 14:00	0.621	10.57	1.43
23/04/2011 15:00	0.668	10.52	1.42
23/04/2011 16:00	0.682	10.53	1.42

23/04/2011 17:00	0.673	10.52	1.42
23/04/2011 18:00	0.623	10.54	1.42
23/04/2011 19:00	0.551	10.48	1.42
23/04/2011 20:00	0.483	10.52	1.42
23/04/2011 21:00	0.423	10.53	1.42
23/04/2011 22:00	0.392	10.52	1.42
23/04/2011 23:00	0.406	10.51	1.42
24/04/2011 00:00	0.443	10.52	1.42
24/04/2011 01:00	0.494	10.53	1.42
24/04/2011 02:00	0.553	10.54	1.42
24/04/2011 03:00	0.619	10.54	1.42
24/04/2011 04:00	0.672	10.6	1.43
24/04/2011 05:00	0.698	10.55	1.42
24/04/2011 06:00	0.68	10.54	1.42
24/04/2011 07:00	0.627	10.6	1.43
24/04/2011 08:00	0.565	10.48	1.42
24/04/2011 09:00	0.514	10.51	1.42
24/04/2011 10:00	0.477	10.53	1.42
24/04/2011 11:00	0.477	10.51	1.42
24/04/2011 12:00	0.51	10.54	1.42
24/04/2011 13:00	0.551	10.53	1.42
24/04/2011 14:00	0.594	10.53	1.42
24/04/2011 15:00	0.651	10.54	1.42
24/04/2011 16:00	0.684	10.52	1.42
24/04/2011 17:00	0.688	10.55	1.42
24/04/2011 18:00	0.669	10.53	1.42
24/04/2011 19:00	0.617	10.5	1.42
24/04/2011 20:00	0.55	10.57	1.43
24/04/2011 21:00	0.482	10.52	1.42
24/04/2011 22:00	0.429	10.51	1.42
24/04/2011 23:00	0.401	10.55	1.42
25/04/2011 00:00	0.407	10.55	1.42
25/04/2011 01:00	0.432	10.54	1.42
25/04/2011 02:00	0.479	10.49	1.42
25/04/2011 03:00	0.534	10.56	1.43
25/04/2011 04:00	0.593	10.51	1.42
25/04/2011 05:00	0.648	10.52	1.42
25/04/2011 06:00	0.677	10.52	1.42
25/04/2011 07:00	0.66	10.58	1.43
25/04/2011 08:00	0.62	10.57	1.43
25/04/2011 09:00	0.569	10.53	1.42
25/04/2011 10:00	0.517	10.52	1.42
25/04/2011 11:00	0.486	10.52	1.42
25/04/2011 12:00	0.475	10.54	1.42
25/04/2011 13:00	0.493	10.51	1.42
25/04/2011 14:00	0.526	10.53	1.42
25/04/2011 15:00	0.567	10.56	1.42
25/04/2011 16:00	0.606	10.53	1.42
25/04/2011 17:00	0.636	10.56	1.42
25/04/2011 18:00	0.652	10.61	1.43
25/04/2011 19:00	0.641	10.59	1.43
25/04/2011 20:00	0.594	10.51	1.42
25/04/2011 21:00	0.538	10.51	1.42
25/04/2011 22:00	0.485	10.54	1.42
25/04/2011 23:00	0.436	10.48	1.42
26/04/2011 00:00	0.408	10.51	1.42
26/04/2011 01:00	0.405	10.49	1.42
26/04/2011 02:00	0.427	10.55	1.42
26/04/2011 03:00	0.463	10.55	1.42

26/04/2011 04:00	0.519	10.56	1.42
26/04/2011 05:00	0.573	10.5	1.42
26/04/2011 06:00	0.619	10.55	1.42
26/04/2011 07:00	0.65	10.55	1.42
26/04/2011 08:00	0.65	10.53	1.42
26/04/2011 09:00	0.62	10.51	1.42
26/04/2011 10:00	0.574	10.5	1.42
26/04/2011 11:00	0.53	10.53	1.42
26/04/2011 12:00	0.495	10.53	1.42
26/04/2011 13:00	0.482	10.51	1.42
26/04/2011 14:00	0.492	10.56	1.42
26/04/2011 15:00	0.523	10.53	1.42
26/04/2011 16:00	0.563	10.54	1.42
26/04/2011 17:00	0.603	10.55	1.42
26/04/2011 18:00	0.636	10.6	1.43
26/04/2011 19:00	0.648	10.53	1.42
26/04/2011 20:00	0.636	10.53	1.42
26/04/2011 21:00	0.604	10.55	1.42
26/04/2011 22:00	0.556	10.52	1.42
26/04/2011 23:00	0.505	10.51	1.42
27/04/2011 00:00	0.458	10.53	1.42
27/04/2011 01:00	0.422	10.53	1.42
27/04/2011 02:00	0.405	10.52	1.42
27/04/2011 03:00	0.413	10.53	1.42
27/04/2011 04:00	0.451	10.57	1.43
27/04/2011 05:00	0.499	10.6	1.43
27/04/2011 06:00	0.551	10.54	1.42
27/04/2011 07:00	0.602	10.53	1.42
27/04/2011 08:00	0.647	10.54	1.42
27/04/2011 09:00	0.653	10.51	1.42
27/04/2011 10:00	0.631	10.6	1.43
27/04/2011 11:00	0.594	10.53	1.42
27/04/2011 12:00	0.552	10.53	1.42
27/04/2011 13:00	0.515	10.55	1.42
27/04/2011 14:00	0.491	10.52	1.42
27/04/2011 15:00	0.495	10.51	1.42
27/04/2011 16:00	0.526	10.58	1.43
27/04/2011 17:00	0.559	10.56	1.42
27/04/2011 18:00	0.605	10.57	1.42
27/04/2011 19:00	0.641	10.6	1.43
27/04/2011 20:00	0.658	10.53	1.42
27/04/2011 21:00	0.655	10.52	1.42
27/04/2011 22:00	0.63	10.52	1.42
27/04/2011 23:00	0.581	10.51	1.42
28/04/2011 00:00	0.522	10.51	1.42
28/04/2011 01:00	0.473	10.55	1.42
28/04/2011 02:00	0.431	10.51	1.42
28/04/2011 03:00	0.421	10.53	1.42
28/04/2011 04:00	0.43	10.56	1.42
28/04/2011 05:00	0.463	10.59	1.43
28/04/2011 06:00	0.513	10.52	1.42
28/04/2011 07:00	0.568	10.54	1.42
28/04/2011 08:00	0.616	10.58	1.43
28/04/2011 09:00	0.658	10.62	1.43
28/04/2011 10:00	0.673	10.58	1.43
28/04/2011 11:00	0.653	10.5	1.42
28/04/2011 12:00	0.611	10.58	1.43
28/04/2011 13:00	0.567	10.52	1.42
28/04/2011 14:00	0.519	10.51	1.42

28/04/2011 15:00	0.499	10.58	1.43
28/04/2011 16:00	0.512	10.5	1.42
28/04/2011 17:00	0.544	10.51	1.42
28/04/2011 18:00	0.585	10.54	1.42
28/04/2011 19:00	0.625	10.56	1.42
28/04/2011 20:00	0.663	10.51	1.42
28/04/2011 21:00	0.677	10.52	1.42
28/04/2011 22:00	0.676	10.51	1.42
28/04/2011 23:00	0.648	10.52	1.42
29/04/2011 00:00	0.593	10.52	1.42
29/04/2011 01:00	0.534	10.55	1.42
29/04/2011 02:00	0.476	10.56	1.42
29/04/2011 03:00	0.434	10.56	1.42
29/04/2011 04:00	0.42	10.56	1.42
29/04/2011 05:00	0.435	10.56	1.42
29/04/2011 06:00	0.473	10.56	1.42
29/04/2011 07:00	0.519	10.51	1.42
29/04/2011 08:00	0.572	10.54	1.42
29/04/2011 09:00	0.619	10.56	1.42
29/04/2011 10:00	0.657	10.53	1.42
29/04/2011 11:00	0.661	10.54	1.42
29/04/2011 12:00	0.627	10.49	1.42
29/04/2011 13:00	0.583	10.55	1.42
29/04/2011 14:00	0.533	10.54	1.42
29/04/2011 15:00	0.491	10.54	1.42
29/04/2011 16:00	0.47	10.5	1.42
29/04/2011 17:00	0.494	10.61	1.43
29/04/2011 18:00	0.533	10.59	1.43
29/04/2011 19:00	0.579	10.55	1.43
29/04/2011 20:00	0.628	10.48	1.42
29/04/2011 21:00	0.669	10.55	1.43
29/04/2011 22:00	0.687	10.58	1.43
29/04/2011 23:00	0.683	10.56	1.43
30/04/2011 00:00	0.646	10.53	1.42
30/04/2011 01:00	0.584	10.55	1.43
30/04/2011 02:00	0.524	10.52	1.42
30/04/2011 03:00	0.467	10.53	1.42
30/04/2011 04:00	0.428	10.53	1.42
30/04/2011 05:00	0.421	10.62	1.43
30/04/2011 06:00	0.448	10.67	1.43
30/04/2011 07:00	0.487	10.56	1.43
30/04/2011 08:00	0.54	10.58	1.43
30/04/2011 09:00	0.593	10.63	1.43
30/04/2011 10:00	0.641	10.64	1.43
30/04/2011 11:00	0.674	10.64	1.43
30/04/2011 12:00	0.662	10.59	1.43
30/04/2011 13:00	0.614	10.63	1.43
30/04/2011 14:00	0.561	10.58	1.43
30/04/2011 15:00	0.505	10.66	1.43
30/04/2011 16:00	0.469	10.62	1.43
30/04/2011 17:00	0.466	10.54	1.43
30/04/2011 18:00	0.498	10.65	1.43
30/04/2011 19:00	0.548	10.68	1.43
30/04/2011 20:00	0.599	10.62	1.43
30/04/2011 21:00	0.647	10.58	1.43
30/04/2011 22:00	0.679	10.58	1.43
30/04/2011 23:00	0.696	10.6	1.43
01/05/2011 00:00	0.685	10.53	1.42
01/05/2011 01:00	0.63	10.55	1.43

01/05/2011 02:00	0.564	10.62	1.43
01/05/2011 03:00	0.501	10.64	1.43
01/05/2011 04:00	0.45	10.59	1.43
01/05/2011 05:00	0.422	10.61	1.43
01/05/2011 06:00	0.43	10.58	1.43
01/05/2011 07:00	0.472	10.59	1.43
01/05/2011 08:00	0.515	10.67	1.43
01/05/2011 09:00	0.568	10.59	1.43
01/05/2011 10:00	0.622	10.6	1.43
01/05/2011 11:00	0.666	10.56	1.43
01/05/2011 12:00	0.678	10.55	1.43
01/05/2011 13:00	0.648	10.57	1.43
01/05/2011 14:00	0.591	10.58	1.43
01/05/2011 15:00	0.533	10.53	1.42
01/05/2011 16:00	0.479	10.58	1.43
01/05/2011 17:00	0.446	10.56	1.43
01/05/2011 18:00	0.463	10.55	1.43
01/05/2011 19:00	0.515	10.57	1.43
01/05/2011 20:00	0.564	10.61	1.43
01/05/2011 21:00	0.617	10.54	1.43
01/05/2011 22:00	0.666	10.56	1.43
01/05/2011 23:00	0.698	10.58	1.43
02/05/2011 00:00	0.706	10.59	1.43
02/05/2011 01:00	0.676	10.54	1.43
02/05/2011 02:00	0.614	10.54	1.42
02/05/2011 03:00	0.545	10.64	1.43
02/05/2011 04:00	0.481	10.58	1.43
02/05/2011 05:00	0.427	10.54	1.43
02/05/2011 06:00	0.414	10.6	1.43
02/05/2011 07:00	0.439	10.58	1.43
02/05/2011 08:00	0.483	10.7	1.43
02/05/2011 09:00	0.533	10.56	1.43
02/05/2011 10:00	0.594	10.59	1.43
02/05/2011 11:00	0.637	10.54	1.43
02/05/2011 12:00	0.665	10.57	1.43
02/05/2011 13:00	0.66	10.56	1.43
02/05/2011 14:00	0.609	10.54	1.43
02/05/2011 15:00	0.545	10.56	1.43
02/05/2011 16:00	0.485	10.58	1.43
02/05/2011 17:00	0.436	10.61	1.43
02/05/2011 18:00	0.425	10.63	1.43
02/05/2011 19:00	0.47	10.72	1.43
02/05/2011 20:00	0.521	10.7	1.43
02/05/2011 21:00	0.574	10.59	1.43
02/05/2011 22:00	0.628	10.65	1.43
02/05/2011 23:00	0.668	10.58	1.43
03/05/2011 00:00	0.685	10.6	1.43
03/05/2011 01:00	0.682	10.58	1.43
03/05/2011 02:00	0.632	10.56	1.43
03/05/2011 03:00	0.563	10.54	1.43
03/05/2011 04:00	0.489	10.6	1.43
03/05/2011 05:00	0.426	10.54	1.43
03/05/2011 06:00	0.391	10.61	1.43
03/05/2011 07:00	0.408	10.58	1.43
03/05/2011 08:00	0.452	10.56	1.43
03/05/2011 09:00	0.502	10.67	1.43
03/05/2011 10:00	0.558	10.6	1.43
03/05/2011 11:00	0.618	10.58	1.43
03/05/2011 12:00	0.649	10.6	1.43

03/05/2011 13:00	0.662	10.57	1.43
03/05/2011 14:00	0.633	10.58	1.43
03/05/2011 15:00	0.566	10.53	1.43
03/05/2011 16:00	0.493	10.52	1.42
03/05/2011 17:00	0.43	10.55	1.43
03/05/2011 18:00	0.387	10.57	1.43
03/05/2011 19:00	0.402	10.55	1.43
03/05/2011 20:00	0.453	10.62	1.43
03/05/2011 21:00	0.51	10.61	1.43
03/05/2011 22:00	0.567	10.55	1.43
03/05/2011 23:00	0.628	10.57	1.43
04/05/2011 00:00	0.659	10.57	1.43
04/05/2011 01:00	0.684	10.57	1.43
04/05/2011 02:00	0.659	10.62	1.43
04/05/2011 03:00	0.598	10.53	1.42
04/05/2011 04:00	0.524	10.54	1.43
04/05/2011 05:00	0.455	10.54	1.43
04/05/2011 06:00	0.401	10.5	1.42
04/05/2011 07:00	0.389	10.54	1.43
04/05/2011 08:00	0.429	10.54	1.43
04/05/2011 09:00	0.474	10.59	1.43
04/05/2011 10:00	0.527	10.56	1.43
04/05/2011 11:00	0.589	10.59	1.43
04/05/2011 12:00	0.635	10.55	1.43
04/05/2011 13:00	0.656	10.59	1.43
04/05/2011 14:00	0.653	10.55	1.43
04/05/2011 15:00	0.594	10.57	1.43
04/05/2011 16:00	0.524	10.56	1.43
04/05/2011 17:00	0.453	10.53	1.42
04/05/2011 18:00	0.388	10.55	1.43
04/05/2011 19:00	0.368	10.5	1.42
04/05/2011 20:00	0.4	10.59	1.43
04/05/2011 21:00	0.448	10.6	1.43
04/05/2011 22:00	0.5	10.61	1.43
04/05/2011 23:00	0.558	10.57	1.43
05/05/2011 00:00	0.611	10.57	1.43
05/05/2011 01:00	0.644	10.6	1.43
05/05/2011 02:00	0.648	10.55	1.43
05/05/2011 03:00	0.6	10.56	1.43
05/05/2011 04:00	0.53	10.55	1.43
05/05/2011 05:00	0.464	10.54	1.42
05/05/2011 06:00	0.396	10.54	1.42
05/05/2011 07:00	0.357	10.56	1.43
05/05/2011 08:00	0.375	10.57	1.43
05/05/2011 09:00	0.416	10.53	1.42
05/05/2011 10:00	0.461	10.56	1.43
05/05/2011 11:00	0.523	10.61	1.43
05/05/2011 12:00	0.579	10.52	1.42
05/05/2011 13:00	0.616	10.56	1.43
05/05/2011 14:00	0.625	10.58	1.43
05/05/2011 15:00	0.598	10.56	1.43
05/05/2011 16:00	0.53	10.59	1.43
05/05/2011 17:00	0.466	10.56	1.43
05/05/2011 18:00	0.395	10.52	1.42
05/05/2011 19:00	0.349	10.51	1.42
05/05/2011 20:00	0.347	10.59	1.43
05/05/2011 21:00	0.382	10.56	1.43
05/05/2011 22:00	0.428	10.56	1.43
05/05/2011 23:00	0.486	10.56	1.43

06/05/2011 00:00	0.547	10.51	1.42
06/05/2011 01:00	0.594	10.56	1.43
06/05/2011 02:00	0.623	10.63	1.43
06/05/2011 03:00	0.611	10.55	1.43
06/05/2011 04:00	0.552	10.57	1.43
06/05/2011 05:00	0.485	10.53	1.42
06/05/2011 06:00	0.421	10.53	1.42
06/05/2011 07:00	0.367	10.52	1.42
06/05/2011 08:00	0.353	10.51	1.42
06/05/2011 09:00	0.387	10.61	1.43
06/05/2011 10:00	0.433	10.52	1.42
06/05/2011 11:00	0.483	10.57	1.43
06/05/2011 12:00	0.542	10.56	1.43
06/05/2011 13:00	0.599	10.6	1.43
06/05/2011 14:00	0.614	10.52	1.42
06/05/2011 15:00	0.611	10.56	1.43
06/05/2011 16:00	0.564	10.57	1.43
06/05/2011 17:00	0.495	10.58	1.43
06/05/2011 18:00	0.429	10.55	1.43
06/05/2011 19:00	0.371	10.59	1.43
06/05/2011 20:00	0.338	10.59	1.43
06/05/2011 21:00	0.355	10.54	1.42
06/05/2011 22:00	0.397	10.63	1.43
06/05/2011 23:00	0.45	10.68	1.43
07/05/2011 00:00	0.516	10.59	1.43
07/05/2011 01:00	0.573	10.6	1.43
07/05/2011 02:00	0.618	10.59	1.43
07/05/2011 03:00	0.634	10.58	1.43
07/05/2011 04:00	0.601	10.58	1.43
07/05/2011 05:00	0.536	10.56	1.43
07/05/2011 06:00	0.471	10.58	1.43
07/05/2011 07:00	0.413	10.57	1.43
07/05/2011 08:00	0.376	10.58	1.43
07/05/2011 09:00	0.381	10.51	1.42
07/05/2011 10:00	0.43	10.61	1.43
07/05/2011 11:00	0.475	10.57	1.43
07/05/2011 12:00	0.535	10.57	1.43
07/05/2011 13:00	0.593	10.58	1.43
07/05/2011 14:00	0.62	10.52	1.42
07/05/2011 15:00	0.637	10.56	1.43
07/05/2011 16:00	0.614	10.58	1.43
07/05/2011 17:00	0.556	10.54	1.42
07/05/2011 18:00	0.487	10.55	1.43
07/05/2011 19:00	0.421	10.51	1.42
07/05/2011 20:00	0.363	10.54	1.42
07/05/2011 21:00	0.351	10.6	1.43
07/05/2011 22:00	0.382	10.59	1.43
07/05/2011 23:00	0.422	10.61	1.43
08/05/2011 00:00	0.475	10.52	1.42
08/05/2011 01:00	0.54	10.53	1.42
08/05/2011 02:00	0.598	10.58	1.43
08/05/2011 03:00	0.636	10.55	1.43
08/05/2011 04:00	0.636	10.56	1.43
08/05/2011 05:00	0.583	10.52	1.42
08/05/2011 06:00	0.515	10.55	1.43
08/05/2011 07:00	0.451	10.56	1.43
08/05/2011 08:00	0.403	10.54	1.42
08/05/2011 09:00	0.375	10.58	1.43
08/05/2011 10:00	0.384	10.59	1.43

08/05/2011 11:00	0.414	10.58	1.43
08/05/2011 12:00	0.463	10.58	1.43
08/05/2011 13:00	0.512	10.59	1.43
08/05/2011 14:00	0.555	10.57	1.43
08/05/2011 15:00	0.577	10.56	1.43
08/05/2011 16:00	0.58	10.58	1.43
08/05/2011 17:00	0.536	10.59	1.43
08/05/2011 18:00	0.475	10.51	1.42
08/05/2011 19:00	0.418	10.59	1.43
08/05/2011 20:00	0.354	10.54	1.42
08/05/2011 21:00	0.312	10.58	1.43
08/05/2011 22:00	0.31	10.52	1.42
08/05/2011 23:00	0.334	10.58	1.43
09/05/2011 00:00	0.38	10.57	1.43
09/05/2011 01:00	0.439	10.58	1.43
09/05/2011 02:00	0.5	10.59	1.43
09/05/2011 03:00	0.553	10.56	1.43
09/05/2011 04:00	0.591	10.62	1.43
09/05/2011 05:00	0.583	10.57	1.43
09/05/2011 06:00	0.535	10.56	1.43
09/05/2011 07:00	0.48	10.56	1.43
09/05/2011 08:00	0.427	10.61	1.43
09/05/2011 09:00	0.388	10.51	1.42
09/05/2011 10:00	0.389	10.59	1.43
09/05/2011 11:00	0.419	10.55	1.42
09/05/2011 12:00	0.462	10.52	1.42
09/05/2011 13:00	0.51	10.59	1.43
09/05/2011 14:00	0.571	10.61	1.43
09/05/2011 15:00	0.605	10.56	1.42
09/05/2011 16:00	0.617	10.67	1.43
09/05/2011 17:00	0.611	10.63	1.43
09/05/2011 18:00	0.572	10.57	1.43
09/05/2011 19:00	0.516	10.64	1.43
09/05/2011 20:00	0.446	10.66	1.43
09/05/2011 21:00	0.388	10.58	1.43
09/05/2011 22:00	0.349	10.57	1.43
09/05/2011 23:00	0.349	10.67	1.43
10/05/2011 00:00	0.375	10.64	1.43
10/05/2011 01:00	0.423	10.65	1.43
10/05/2011 02:00	0.482	10.7	1.43
10/05/2011 03:00	0.544	10.6	1.43
10/05/2011 04:00	0.592	10.61	1.43
10/05/2011 05:00	0.622	10.63	1.43
10/05/2011 06:00	0.61	10.71	1.43
10/05/2011 07:00	0.561	10.6	1.43
10/05/2011 08:00	0.496	10.6	1.43
10/05/2011 09:00	0.442	10.66	1.43
10/05/2011 10:00	0.408	10.57	1.43
10/05/2011 11:00	0.408	10.57	1.43
10/05/2011 12:00	0.432	10.64	1.43
10/05/2011 13:00	0.463	10.59	1.43
10/05/2011 14:00	0.502	10.68	1.43
10/05/2011 15:00	0.551	10.7	1.43
10/05/2011 16:00	0.584	10.62	1.43
10/05/2011 17:00	0.596	10.62	1.43
10/05/2011 18:00	0.587	10.63	1.43
10/05/2011 19:00	0.544	10.6	1.43
10/05/2011 20:00	0.487	10.6	1.43
10/05/2011 21:00	0.424	10.66	1.43

10/05/2011 22:00	0.365	10.62	1.43
10/05/2011 23:00	0.331	10.56	1.43
11/05/2011 00:00	0.323	10.59	1.43
11/05/2011 01:00	0.347	10.7	1.43
11/05/2011 02:00	0.389	10.6	1.43
11/05/2011 03:00	0.447	10.65	1.43
11/05/2011 04:00	0.513	10.61	1.43
11/05/2011 05:00	0.563	10.61	1.43
11/05/2011 06:00	0.602	10.59	1.43
11/05/2011 07:00	0.586	10.6	1.43
11/05/2011 08:00	0.544	10.68	1.43
11/05/2011 09:00	0.498	10.62	1.43
11/05/2011 10:00	0.455	10.68	1.43
11/05/2011 11:00	0.423	10.6	1.43
11/05/2011 12:00	0.43	10.62	1.43
11/05/2011 13:00	0.452	10.62	1.43
11/05/2011 14:00	0.485	10.62	1.43
11/05/2011 15:00	0.533	10.7	1.43
11/05/2011 16:00	0.582	10.63	1.43
11/05/2011 17:00	0.621	10.59	1.43
11/05/2011 18:00	0.628	10.63	1.43
11/05/2011 19:00	0.623	10.59	1.43
11/05/2011 20:00	0.582	10.66	1.43
11/05/2011 21:00	0.521	10.64	1.43
11/05/2011 22:00	0.459	10.68	1.43
11/05/2011 23:00	0.4	10.57	1.43
12/05/2011 00:00	0.359	10.59	1.43
12/05/2011 01:00	0.345	10.64	1.43
12/05/2011 02:00	0.359	10.67	1.43
12/05/2011 03:00	0.4	10.6	1.43
12/05/2011 04:00	0.454	10.61	1.43
12/05/2011 05:00	0.511	10.69	1.43
12/05/2011 06:00	0.568	10.6	1.43
12/05/2011 07:00	0.603	10.62	1.43
12/05/2011 08:00	0.591	10.63	1.43
12/05/2011 09:00	0.557	10.64	1.43
12/05/2011 10:00	0.511	10.58	1.43
12/05/2011 11:00	0.462	10.59	1.43
12/05/2011 12:00	0.424	10.66	1.43
12/05/2011 13:00	0.401	10.66	1.43
12/05/2011 14:00	0.416	10.59	1.43
12/05/2011 15:00	0.448	10.7	1.43
12/05/2011 16:00	0.494	10.68	1.43
12/05/2011 17:00	0.542	10.62	1.43
12/05/2011 18:00	0.58	10.61	1.43
12/05/2011 19:00	0.608	10.65	1.43
12/05/2011 20:00	0.607	10.59	1.43
12/05/2011 21:00	0.572	10.62	1.43
12/05/2011 22:00	0.511	10.6	1.43
12/05/2011 23:00	0.453	10.62	1.43
13/05/2011 00:00	0.389	10.6	1.43
13/05/2011 01:00	0.34	10.66	1.43
13/05/2011 02:00	0.327	10.72	1.43
13/05/2011 03:00	0.339	10.58	1.43
13/05/2011 04:00	0.383	10.64	1.43
13/05/2011 05:00	0.443	10.64	1.43
13/05/2011 06:00	0.506	10.61	1.43
13/05/2011 07:00	0.558	10.61	1.43
13/05/2011 08:00	0.593	10.65	1.43

13/05/2011 09:00	0.603	10.72	1.44
13/05/2011 10:00	0.578	10.62	1.43
13/05/2011 11:00	0.536	10.66	1.43
13/05/2011 12:00	0.485	10.58	1.43
13/05/2011 13:00	0.433	10.65	1.43
13/05/2011 14:00	0.399	10.58	1.43
13/05/2011 15:00	0.401	10.61	1.43
13/05/2011 16:00	0.434	10.61	1.43
13/05/2011 17:00	0.476	10.7	1.43
13/05/2011 18:00	0.529	10.63	1.43
13/05/2011 19:00	0.578	10.66	1.43
13/05/2011 20:00	0.602	10.71	1.43
13/05/2011 21:00	0.61	10.71	1.43
13/05/2011 22:00	0.577	10.62	1.43
13/05/2011 23:00	0.518	10.61	1.43
14/05/2011 00:00	0.453	10.61	1.43
14/05/2011 01:00	0.389	10.59	1.43
14/05/2011 02:00	0.335	10.61	1.43
14/05/2011 03:00	0.32	10.64	1.43
14/05/2011 04:00	0.337	10.6	1.43
14/05/2011 05:00	0.385	10.66	1.43
14/05/2011 06:00	0.436	10.62	1.43
14/05/2011 07:00	0.496	10.63	1.43
14/05/2011 08:00	0.549	10.65	1.43
14/05/2011 09:00	0.587	10.68	1.43
14/05/2011 10:00	0.602	10.62	1.43
14/05/2011 11:00	0.575	10.65	1.43
14/05/2011 12:00	0.531	10.61	1.43
14/05/2011 13:00	0.472	10.67	1.43
14/05/2011 14:00	0.424	10.67	1.43
14/05/2011 15:00	0.387	10.57	1.43
14/05/2011 16:00	0.408	10.7	1.43
14/05/2011 17:00	0.449	10.61	1.43
14/05/2011 18:00	0.504	10.6	1.43
14/05/2011 19:00	0.559	10.57	1.43
14/05/2011 20:00	0.612	10.6	1.43
14/05/2011 21:00	0.639	10.59	1.43
14/05/2011 22:00	0.637	10.6	1.43
14/05/2011 23:00	0.61	10.59	1.43
15/05/2011 00:00	0.545	10.57	1.43
15/05/2011 01:00	0.469	10.63	1.43
15/05/2011 02:00	0.398	10.56	1.43
15/05/2011 03:00	0.339	10.62	1.43
15/05/2011 04:00	0.315	10.65	1.43
15/05/2011 05:00	0.348	10.6	1.43
15/05/2011 06:00	0.4	10.6	1.43
15/05/2011 07:00	0.456	10.64	1.43
15/05/2011 08:00	0.512	10.69	1.43
15/05/2011 09:00	0.573	10.68	1.43
15/05/2011 10:00	0.614	10.65	1.43
15/05/2011 11:00	0.629	10.62	1.43
15/05/2011 12:00	0.594	10.63	1.43
15/05/2011 13:00	0.529	10.62	1.43
15/05/2011 14:00	0.466	10.6	1.43
15/05/2011 15:00	0.404	10.61	1.43
15/05/2011 16:00	0.364	10.59	1.43
15/05/2011 17:00	0.388	10.61	1.43
15/05/2011 18:00	0.434	10.57	1.43
15/05/2011 19:00	0.491	10.55	1.43

15/05/2011 20:00	0.554	10.64	1.43
15/05/2011 21:00	0.605	10.64	1.43
15/05/2011 22:00	0.628	10.63	1.43
15/05/2011 23:00	0.627	10.67	1.43
16/05/2011 00:00	0.59	10.63	1.43
16/05/2011 01:00	0.521	10.68	1.43
16/05/2011 02:00	0.437	10.58	1.43
16/05/2011 03:00	0.362	10.55	1.43
16/05/2011 04:00	0.302	10.61	1.43
16/05/2011 05:00	0.288	10.58	1.43
16/05/2011 06:00	0.33	10.65	1.43
16/05/2011 07:00	0.383	10.63	1.43
16/05/2011 08:00	0.438	10.63	1.43
16/05/2011 09:00	0.505	10.67	1.43
16/05/2011 10:00	0.568	10.61	1.43
16/05/2011 11:00	0.601	10.6	1.43
16/05/2011 12:00	0.602	10.67	1.43
16/05/2011 13:00	0.55	10.58	1.43
16/05/2011 14:00	0.482	10.61	1.43
16/05/2011 15:00	0.411	10.7	1.43
16/05/2011 16:00	0.353	10.67	1.43
16/05/2011 17:00	0.328	10.59	1.43
16/05/2011 18:00	0.366	10.66	1.43
16/05/2011 19:00	0.428	10.62	1.43
16/05/2011 20:00	0.492	10.58	1.43
16/05/2011 21:00	0.564	10.61	1.43
16/05/2011 22:00	0.626	10.71	1.43
16/05/2011 23:00	0.649	10.61	1.43
17/05/2011 00:00	0.657	10.67	1.43
17/05/2011 01:00	0.62	10.61	1.43
17/05/2011 02:00	0.537	10.6	1.43
17/05/2011 03:00	0.463	10.59	1.43
17/05/2011 04:00	0.384	10.64	1.43
17/05/2011 05:00	0.33	10.66	1.43
17/05/2011 06:00	0.332	10.69	1.43
17/05/2011 07:00	0.382	10.66	1.43
17/05/2011 08:00	0.442	10.66	1.43
17/05/2011 09:00	0.502	10.63	1.43
17/05/2011 10:00	0.578	10.64	1.43
17/05/2011 11:00	0.626	10.63	1.43
17/05/2011 12:00	0.646	10.73	1.44
17/05/2011 13:00	0.641	10.68	1.43
17/05/2011 14:00	0.582	10.63	1.43
17/05/2011 15:00	0.499	10.64	1.43
17/05/2011 16:00	0.427	10.62	1.43
17/05/2011 17:00	0.365	10.62	1.43
17/05/2011 18:00	0.343	10.61	1.43
17/05/2011 19:00	0.381	10.62	1.43
17/05/2011 20:00	0.441	10.59	1.43
17/05/2011 21:00	0.506	10.62	1.43
17/05/2011 22:00	0.577	10.61	1.43
17/05/2011 23:00	0.633	10.67	1.43
18/05/2011 00:00	0.657	10.56	1.43
18/05/2011 01:00	0.659	10.63	1.43
18/05/2011 02:00	0.607	10.66	1.43
18/05/2011 03:00	0.521	10.67	1.43
18/05/2011 04:00	0.441	10.67	1.43
18/05/2011 05:00	0.365	10.6	1.43
18/05/2011 06:00	0.313	10.61	1.43

18/05/2011 07:00	0.329	10.65	1.43
18/05/2011 08:00	0.375	10.59	1.43
18/05/2011 09:00	0.429	10.66	1.43
18/05/2011 10:00	0.491	10.67	1.43
18/05/2011 11:00	0.566	10.62	1.43
18/05/2011 12:00	0.604	10.6	1.43
18/05/2011 13:00	0.615	10.65	1.43
18/05/2011 14:00	0.589	10.75	1.44
18/05/2011 15:00	0.515	10.63	1.43
18/05/2011 16:00	0.438	10.61	1.43
18/05/2011 17:00	0.366	10.63	1.43
18/05/2011 18:00	0.316	10.6	1.43
18/05/2011 19:00	0.323	10.7	1.43
18/05/2011 20:00	0.383	10.63	1.43
18/05/2011 21:00	0.445	10.63	1.43
18/05/2011 22:00	0.516	10.73	1.44
18/05/2011 23:00	0.599	10.64	1.43
19/05/2011 00:00	0.658	10.6	1.43
19/05/2011 01:00	0.677	10.69	1.43
19/05/2011 02:00	0.688	10.66	1.43
19/05/2011 03:00	0.626	10.61	1.43
19/05/2011 04:00	0.548	10.62	1.43
19/05/2011 05:00	0.469	10.64	1.43
19/05/2011 06:00	0.398	10.63	1.43
19/05/2011 07:00	0.364	10.65	1.43
19/05/2011 08:00	0.392	10.63	1.43
19/05/2011 09:00	0.452	10.64	1.43
19/05/2011 10:00	0.516	10.63	1.43
19/05/2011 11:00	0.588	10.65	1.43
19/05/2011 12:00	0.659	10.64	1.43
19/05/2011 13:00	0.684	10.73	1.43
19/05/2011 14:00	0.682	10.64	1.43
19/05/2011 15:00	0.639	10.67	1.43
19/05/2011 16:00	0.569	10.62	1.43
19/05/2011 17:00	0.485	10.6	1.43
19/05/2011 18:00	0.408	10.62	1.43
19/05/2011 19:00	0.361	10.66	1.43
19/05/2011 20:00	0.369	10.59	1.43
19/05/2011 21:00	0.42	10.61	1.43
19/05/2011 22:00	0.479	10.6	1.43
19/05/2011 23:00	0.546	10.67	1.43
20/05/2011 00:00	0.615	10.64	1.43
20/05/2011 01:00	0.657	10.66	1.43
20/05/2011 02:00	0.676	10.69	1.43
20/05/2011 03:00	0.661	10.65	1.43
20/05/2011 04:00	0.589	10.71	1.43
20/05/2011 05:00	0.513	10.67	1.43
20/05/2011 06:00	0.434	10.66	1.43
20/05/2011 07:00	0.367	10.7	1.43
20/05/2011 08:00	0.337	10.62	1.43
20/05/2011 09:00	0.366	10.61	1.43
20/05/2011 10:00	0.418	10.6	1.43
20/05/2011 11:00	0.47	10.69	1.43
20/05/2011 12:00	0.535	10.63	1.43
20/05/2011 13:00	0.592	10.63	1.43
20/05/2011 14:00	0.612	10.7	1.43
20/05/2011 15:00	0.61	10.66	1.43
20/05/2011 16:00	0.558	10.67	1.43
20/05/2011 17:00	0.488	10.6	1.43

20/05/2011 18:00	0.412	10.63	1.43
20/05/2011 19:00	0.346	10.63	1.43
20/05/2011 20:00	0.312	10.59	1.43
20/05/2011 21:00	0.337	10.62	1.43
20/05/2011 22:00	0.391	10.64	1.43
20/05/2011 23:00	0.449	10.6	1.43
21/05/2011 00:00	0.522	10.72	1.43
21/05/2011 01:00	0.59	10.67	1.43
21/05/2011 02:00	0.638	10.69	1.43
21/05/2011 03:00	0.667	10.68	1.43
21/05/2011 04:00	0.645	10.7	1.43
21/05/2011 05:00	0.578	10.68	1.43
21/05/2011 06:00	0.508	10.62	1.43
21/05/2011 07:00	0.437	10.62	1.43
21/05/2011 08:00	0.384	10.6	1.43
21/05/2011 09:00	0.383	10.66	1.43
21/05/2011 10:00	0.427	10.63	1.43
21/05/2011 11:00	0.481	10.63	1.43
21/05/2011 12:00	0.539	10.62	1.43
21/05/2011 13:00	0.596	10.67	1.43
21/05/2011 14:00	0.631	10.64	1.43
21/05/2011 15:00	0.635	10.59	1.43
21/05/2011 16:00	0.618	10.68	1.43
21/05/2011 17:00	0.556	10.57	1.43
21/05/2011 18:00	0.483	10.63	1.43
21/05/2011 19:00	0.414	10.66	1.43
21/05/2011 20:00	0.351	10.62	1.43
21/05/2011 21:00	0.321	10.65	1.43
21/05/2011 22:00	0.34	10.69	1.43
21/05/2011 23:00	0.383	10.67	1.43
22/05/2011 00:00	0.434	10.63	1.43
22/05/2011 01:00	0.498	10.63	1.43
22/05/2011 02:00	0.558	10.62	1.43
22/05/2011 03:00	0.601	10.72	1.43
22/05/2011 04:00	0.617	10.62	1.43
22/05/2011 05:00	0.576	10.6	1.43
22/05/2011 06:00	0.507	10.63	1.43
22/05/2011 07:00	0.444	10.64	1.43
22/05/2011 08:00	0.386	10.65	1.43
22/05/2011 09:00	0.346	10.62	1.43
22/05/2011 10:00	0.353	10.6	1.43
22/05/2011 11:00	0.395	10.7	1.43
22/05/2011 12:00	0.443	10.63	1.43
22/05/2011 13:00	0.499	10.66	1.43
22/05/2011 14:00	0.554	10.63	1.43
22/05/2011 15:00	0.59	10.59	1.43
22/05/2011 16:00	0.593	10.69	1.43
22/05/2011 17:00	0.555	10.63	1.43
22/05/2011 18:00	0.489	10.71	1.43
22/05/2011 19:00	0.437	10.59	1.43
22/05/2011 20:00	0.371	10.66	1.43
22/05/2011 21:00	0.331	10.69	1.43
22/05/2011 22:00	0.319	10.68	1.43
22/05/2011 23:00	0.345	10.73	1.43
23/05/2011 00:00	0.394	10.71	1.43
23/05/2011 01:00	0.452	10.67	1.43
23/05/2011 02:00	0.523	10.7	1.43
23/05/2011 03:00	0.585	10.61	1.43
23/05/2011 04:00	0.629	10.59	1.43

23/05/2011 05:00	0.637	10.62	1.43
23/05/2011 06:00	0.599	10.7	1.43
23/05/2011 07:00	0.545	10.72	1.43
23/05/2011 08:00	0.479	10.72	1.43
23/05/2011 09:00	0.431	10.62	1.43
23/05/2011 10:00	0.409	10.63	1.43
23/05/2011 11:00	0.42	10.68	1.43
23/05/2011 12:00	0.454	10.68	1.43
23/05/2011 13:00	0.493	10.72	1.43
23/05/2011 14:00	0.527	10.73	1.43
23/05/2011 15:00	0.552	10.65	1.43
23/05/2011 16:00	0.557	10.6	1.43
23/05/2011 17:00	0.53	10.63	1.43
23/05/2011 18:00	0.48	10.64	1.43
23/05/2011 19:00	0.412	10.69	1.43
23/05/2011 20:00	0.347	10.69	1.43
23/05/2011 21:00	0.29	10.69	1.43
23/05/2011 22:00	0.245	10.6	1.43
23/05/2011 23:00	0.226	10.59	1.43
24/05/2011 00:00	0.228	10.67	1.43
24/05/2011 01:00	0.261	10.63	1.43
24/05/2011 02:00	0.306	10.59	1.43
24/05/2011 03:00	0.36	10.67	1.43
24/05/2011 04:00	0.427	10.63	1.43
24/05/2011 05:00	0.483	10.68	1.43
24/05/2011 06:00	0.506	10.7	1.43
24/05/2011 07:00	0.487	10.59	1.43
24/05/2011 08:00	0.454	10.64	1.43
24/05/2011 09:00	0.438	10.75	1.44
24/05/2011 10:00	0.44	10.7	1.43
24/05/2011 11:00	0.469	10.65	1.43
24/05/2011 12:00	0.52	10.71	1.43
24/05/2011 13:00	0.565	10.66	1.43
24/05/2011 14:00	0.62	10.63	1.43
24/05/2011 15:00	0.67	10.69	1.43
24/05/2011 16:00	0.705	10.69	1.43
24/05/2011 17:00	0.715	10.7	1.43
24/05/2011 18:00	0.696	10.69	1.43
24/05/2011 19:00	0.663	10.69	1.43
24/05/2011 20:00	0.601	10.62	1.43
24/05/2011 21:00	0.529	10.63	1.43
24/05/2011 22:00	0.462	10.61	1.43
24/05/2011 23:00	0.409	10.67	1.43
25/05/2011 00:00	0.382	10.65	1.43
25/05/2011 01:00	0.384	10.69	1.43
25/05/2011 02:00	0.41	10.71	1.43
25/05/2011 03:00	0.457	10.63	1.43
25/05/2011 04:00	0.508	10.65	1.43
25/05/2011 05:00	0.555	10.74	1.44
25/05/2011 06:00	0.59	10.62	1.43
25/05/2011 07:00	0.59	10.72	1.43
25/05/2011 08:00	0.552	10.74	1.44
25/05/2011 09:00	0.505	10.65	1.43
25/05/2011 10:00	0.46	10.62	1.43
25/05/2011 11:00	0.424	10.66	1.43
25/05/2011 12:00	0.408	10.68	1.43
25/05/2011 13:00	0.418	10.67	1.43
25/05/2011 14:00	0.446	10.62	1.43
25/05/2011 15:00	0.481	10.6	1.43

25/05/2011 16:00	0.526	10.65	1.43
25/05/2011 17:00	0.558	10.64	1.43
25/05/2011 18:00	0.576	10.65	1.43
25/05/2011 19:00	0.576	10.65	1.43
25/05/2011 20:00	0.535	10.62	1.43
25/05/2011 21:00	0.478	10.65	1.43
25/05/2011 22:00	0.419	10.63	1.43
25/05/2011 23:00	0.359	10.63	1.43
26/05/2011 00:00	0.321	10.7	1.43
26/05/2011 01:00	0.304	10.68	1.43
26/05/2011 02:00	0.311	10.63	1.43
26/05/2011 03:00	0.344	10.7	1.43
26/05/2011 04:00	0.39	10.66	1.43
26/05/2011 05:00	0.448	10.64	1.43
26/05/2011 06:00	0.506	10.67	1.43
26/05/2011 07:00	0.555	10.67	1.43
26/05/2011 08:00	0.571	10.68	1.43
26/05/2011 09:00	0.536	10.7	1.43
26/05/2011 10:00	0.5	10.62	1.43
26/05/2011 11:00	0.465	10.66	1.43
26/05/2011 12:00	0.437	10.64	1.43
26/05/2011 13:00	0.425	10.66	1.43
26/05/2011 14:00	0.443	10.68	1.43
26/05/2011 15:00	0.467	10.68	1.43
26/05/2011 16:00	0.523	10.69	1.43
26/05/2011 17:00	0.599	10.75	1.43
26/05/2011 18:00	0.632	10.72	1.42
26/05/2011 19:00	0.659	10.77	1.43
26/05/2011 20:00	0.655	10.76	1.43
26/05/2011 21:00	0.617	10.74	1.43
26/05/2011 22:00	0.566	10.68	1.42
26/05/2011 23:00	0.518	10.75	1.43
27/05/2011 00:00	0.461	10.74	1.43
27/05/2011 01:00	0.434	10.69	1.42
27/05/2011 02:00	0.417	10.7	1.42
27/05/2011 03:00	0.438	10.74	1.43
27/05/2011 04:00	0.48	10.66	1.42
27/05/2011 05:00	0.534	10.78	1.43
27/05/2011 06:00	0.586	10.68	1.42
27/05/2011 07:00	0.631	10.75	1.43
27/05/2011 08:00	0.665	10.7	1.43
27/05/2011 09:00	0.675	10.78	1.43
27/05/2011 10:00	0.647	10.67	1.43
27/05/2011 11:00	0.608	10.73	1.43
27/05/2011 12:00	0.56	10.74	1.43
27/05/2011 13:00	0.515	10.77	1.43
27/05/2011 14:00	0.487	10.75	1.43
27/05/2011 15:00	0.48	10.72	1.43
27/05/2011 16:00	0.503	10.76	1.43
27/05/2011 17:00	0.538	10.71	1.43
27/05/2011 18:00	0.574	10.76	1.43
27/05/2011 19:00	0.601	10.72	1.43
27/05/2011 20:00	0.624	10.77	1.43
27/05/2011 21:00	0.616	10.67	1.43
27/05/2011 22:00	0.585	10.74	1.43
27/05/2011 23:00	0.53	10.69	1.43
28/05/2011 00:00	0.469	10.71	1.43
28/05/2011 01:00	0.412	10.68	1.43
28/05/2011 02:00	0.369	10.74	1.43

28/05/2011 03:00	0.355	10.74	1.43
28/05/2011 04:00	0.348	10.68	1.43
28/05/2011 05:00	0.383	10.73	1.43
28/05/2011 06:00	0.425	10.73	1.43
28/05/2011 07:00	0.472	10.74	1.43
28/05/2011 08:00	0.518	10.72	1.43
28/05/2011 09:00	0.563	10.78	1.43
28/05/2011 10:00	0.562	10.74	1.43
28/05/2011 11:00	0.528	10.76	1.43
28/05/2011 12:00	0.486	10.77	1.43
28/05/2011 13:00	0.448	10.74	1.43
28/05/2011 14:00	0.421	10.75	1.43
28/05/2011 15:00	0.412	10.78	1.43
28/05/2011 16:00	0.434	10.7	1.43
28/05/2011 17:00	0.466	10.72	1.43
28/05/2011 18:00	0.511	10.76	1.43
28/05/2011 19:00	0.568	10.76	1.43
28/05/2011 20:00	0.615	10.75	1.43
28/05/2011 21:00	0.649	10.67	1.42
28/05/2011 22:00	0.656	10.68	1.42
28/05/2011 23:00	0.628	10.77	1.43
29/05/2011 00:00	0.578	10.71	1.43
29/05/2011 01:00	0.527	10.74	1.43
29/05/2011 02:00	0.476	10.74	1.43
29/05/2011 03:00	0.435	10.76	1.43
29/05/2011 04:00	0.422	10.73	1.43
29/05/2011 05:00	0.437	10.68	1.42
29/05/2011 06:00	0.472	10.77	1.43
29/05/2011 07:00	0.517	10.73	1.43
29/05/2011 08:00	0.563	10.69	1.43
29/05/2011 09:00	0.61	10.77	1.43
29/05/2011 10:00	0.638	10.76	1.43
29/05/2011 11:00	0.628	10.69	1.43
29/05/2011 12:00	0.59	10.75	1.43
29/05/2011 13:00	0.535	10.69	1.43
29/05/2011 14:00	0.485	10.72	1.43
29/05/2011 15:00	0.433	10.74	1.43
29/05/2011 16:00	0.424	10.76	1.43
29/05/2011 17:00	0.428	10.74	1.43
29/05/2011 18:00	0.456	10.69	1.43
29/05/2011 19:00	0.504	10.73	1.43
29/05/2011 20:00	0.553	10.73	1.43
29/05/2011 21:00	0.599	10.77	1.43
29/05/2011 22:00	0.625	10.74	1.43
29/05/2011 23:00	0.63	10.76	1.43
30/05/2011 00:00	0.586	10.7	1.43
30/05/2011 01:00	0.527	10.69	1.43
30/05/2011 02:00	0.475	10.72	1.43
30/05/2011 03:00	0.427	10.72	1.43
30/05/2011 04:00	0.399	10.74	1.43
30/05/2011 05:00	0.403	10.7	1.43
30/05/2011 06:00	0.441	10.76	1.43
30/05/2011 07:00	0.483	10.8	1.43
30/05/2011 08:00	0.538	10.79	1.43
30/05/2011 09:00	0.594	10.75	1.43
30/05/2011 10:00	0.645	10.71	1.43
30/05/2011 11:00	0.661	10.77	1.43
30/05/2011 12:00	0.651	10.75	1.43
30/05/2011 13:00	0.599	10.73	1.43

30/05/2011 14:00	0.541	10.7	1.43
30/05/2011 15:00	0.485	10.76	1.43
30/05/2011 16:00	0.447	10.7	1.43
30/05/2011 17:00	0.436	10.75	1.43
30/05/2011 18:00	0.467	10.72	1.43
30/05/2011 19:00	0.505	10.73	1.43
30/05/2011 20:00	0.556	10.73	1.43
30/05/2011 21:00	0.609	10.67	1.43
30/05/2011 22:00	0.652	10.78	1.43
30/05/2011 23:00	0.673	10.68	1.43
31/05/2011 00:00	0.666	10.73	1.43
31/05/2011 01:00	0.611	10.7	1.43
31/05/2011 02:00	0.55	10.71	1.43
31/05/2011 03:00	0.49	10.75	1.43
31/05/2011 04:00	0.435	10.73	1.43
31/05/2011 05:00	0.409	10.65	1.42
31/05/2011 06:00	0.422	10.68	1.43
31/05/2011 07:00	0.457	10.76	1.43
31/05/2011 08:00	0.505	10.75	1.43
31/05/2011 09:00	0.566	10.7	1.43
31/05/2011 10:00	0.615	10.71	1.43
31/05/2011 11:00	0.654	10.76	1.43
31/05/2011 12:00	0.661	10.72	1.43
31/05/2011 13:00	0.636	10.75	1.43
31/05/2011 14:00	0.582	10.77	1.43
31/05/2011 15:00	0.528	10.75	1.43
31/05/2011 16:00	0.469	10.74	1.43
31/05/2011 17:00	0.425	10.75	1.43
31/05/2011 18:00	0.436	10.68	1.43
31/05/2011 19:00	0.467	10.75	1.43
31/05/2011 20:00	0.511	10.78	1.43
31/05/2011 21:00	0.557	10.7	1.43
31/05/2011 22:00	0.61	10.71	1.43
31/05/2011 23:00	0.638	10.69	1.43
01/06/2011 00:00	0.649	10.69	1.43
01/06/2011 01:00	0.622	10.75	1.43
01/06/2011 02:00	0.556	10.74	1.43
01/06/2011 03:00	0.49	10.73	1.43
01/06/2011 04:00	0.428	10.75	1.43
01/06/2011 05:00	0.377	10.77	1.43
01/06/2011 06:00	0.364	10.69	1.43
01/06/2011 07:00	0.386	10.74	1.43
01/06/2011 08:00	0.427	10.77	1.43
01/06/2011 09:00	0.48	10.78	1.43
01/06/2011 10:00	0.535	10.79	1.43
01/06/2011 11:00	0.584	10.77	1.43
01/06/2011 12:00	0.611	10.71	1.43
01/06/2011 13:00	0.602	10.75	1.43
01/06/2011 14:00	0.546	10.69	1.43
01/06/2011 15:00	0.477	10.69	1.43
01/06/2011 16:00	0.415	10.76	1.43
01/06/2011 17:00	0.352	10.73	1.43
01/06/2011 18:00	0.325	10.71	1.43
01/06/2011 19:00	0.351	10.73	1.43
01/06/2011 20:00	0.399	10.77	1.43
01/06/2011 21:00	0.449	10.75	1.43
01/06/2011 22:00	0.512	10.73	1.43
01/06/2011 23:00	0.57	10.78	1.43
02/06/2011 00:00	0.61	10.78	1.43

02/06/2011 01:00	0.632	10.71	1.43
02/06/2011 02:00	0.595	10.8	1.43
02/06/2011 03:00	0.526	10.75	1.43
02/06/2011 04:00	0.47	10.7	1.43
02/06/2011 05:00	0.417	10.67	1.43
02/06/2011 06:00	0.385	10.75	1.43
02/06/2011 07:00	0.405	10.74	1.43
02/06/2011 08:00	0.439	10.75	1.43
02/06/2011 09:00	0.488	10.78	1.43
02/06/2011 10:00	0.553	10.76	1.43
02/06/2011 11:00	0.607	10.7	1.43
02/06/2011 12:00	0.638	10.77	1.43
02/06/2011 13:00	0.645	10.74	1.43
02/06/2011 14:00	0.62	10.78	1.43
02/06/2011 15:00	0.553	10.79	1.43
02/06/2011 16:00	0.479	10.75	1.43
02/06/2011 17:00	0.409	10.75	1.43
02/06/2011 18:00	0.358	10.74	1.43
02/06/2011 19:00	0.354	10.73	1.43
02/06/2011 20:00	0.392	10.74	1.43
02/06/2011 21:00	0.442	10.71	1.43
02/06/2011 22:00	0.502	10.74	1.43
02/06/2011 23:00	0.563	10.76	1.43
03/06/2011 00:00	0.61	10.75	1.43
03/06/2011 01:00	0.639	10.77	1.43
03/06/2011 02:00	0.633	10.7	1.43
03/06/2011 03:00	0.579	10.74	1.43
03/06/2011 04:00	0.51	10.69	1.43
03/06/2011 05:00	0.445	10.73	1.43
03/06/2011 06:00	0.387	10.68	1.43
03/06/2011 07:00	0.369	10.77	1.43
03/06/2011 08:00	0.403	10.75	1.43
03/06/2011 09:00	0.454	10.7	1.43
03/06/2011 10:00	0.503	10.75	1.43
03/06/2011 11:00	0.562	10.79	1.43
03/06/2011 12:00	0.603	10.75	1.43
03/06/2011 13:00	0.62	10.77	1.43
03/06/2011 14:00	0.625	10.77	1.43
03/06/2011 15:00	0.579	10.77	1.43
03/06/2011 16:00	0.509	10.73	1.43
03/06/2011 17:00	0.436	10.7	1.43
03/06/2011 18:00	0.371	10.69	1.43
03/06/2011 19:00	0.333	10.73	1.43
03/06/2011 20:00	0.345	10.75	1.43
03/06/2011 21:00	0.394	10.73	1.43
03/06/2011 22:00	0.444	10.79	1.43
03/06/2011 23:00	0.507	10.74	1.43
04/06/2011 00:00	0.565	10.7	1.43
04/06/2011 01:00	0.609	10.73	1.43
04/06/2011 02:00	0.634	10.76	1.43
04/06/2011 03:00	0.613	10.77	1.43
04/06/2011 04:00	0.55	10.73	1.43
04/06/2011 05:00	0.486	10.74	1.43
04/06/2011 06:00	0.425	10.74	1.43
04/06/2011 07:00	0.378	10.68	1.43
04/06/2011 08:00	0.393	10.77	1.43
04/06/2011 09:00	0.445	10.76	1.43
04/06/2011 10:00	0.494	10.69	1.43
04/06/2011 11:00	0.56	10.75	1.43

04/06/2011 12:00	0.626	10.74	1.43
04/06/2011 13:00	0.667	10.78	1.43
04/06/2011 14:00	0.683	10.78	1.43
04/06/2011 15:00	0.676	10.74	1.43
04/06/2011 16:00	0.623	10.77	1.43
04/06/2011 17:00	0.549	10.73	1.43
04/06/2011 18:00	0.479	10.76	1.43
04/06/2011 19:00	0.42	10.68	1.43
04/06/2011 20:00	0.392	10.77	1.43
04/06/2011 21:00	0.423	10.7	1.43
04/06/2011 22:00	0.47	10.72	1.43
04/06/2011 23:00	0.53	10.78	1.43
05/06/2011 00:00	0.587	10.74	1.43
05/06/2011 01:00	0.638	10.71	1.43
05/06/2011 02:00	0.675	10.7	1.43
05/06/2011 03:00	0.691	10.7	1.43
05/06/2011 04:00	0.65	10.74	1.43
05/06/2011 05:00	0.585	10.71	1.43
05/06/2011 06:00	0.517	10.76	1.43
05/06/2011 07:00	0.454	10.71	1.43
05/06/2011 08:00	0.422	10.77	1.43
05/06/2011 09:00	0.45	10.77	1.43
05/06/2011 10:00	0.504	10.79	1.43
05/06/2011 11:00	0.553	10.74	1.43
05/06/2011 12:00	0.61	10.7	1.43
05/06/2011 13:00	0.659	10.79	1.43
05/06/2011 14:00	0.685	10.76	1.43
05/06/2011 15:00	0.686	10.78	1.43
05/06/2011 16:00	0.659	10.77	1.43
05/06/2011 17:00	0.588	10.74	1.43
05/06/2011 18:00	0.518	10.72	1.43
05/06/2011 19:00	0.445	10.74	1.43
05/06/2011 20:00	0.396	10.74	1.43
05/06/2011 21:00	0.389	10.78	1.43
05/06/2011 22:00	0.424	10.78	1.43
05/06/2011 23:00	0.474	10.78	1.43
06/06/2011 00:00	0.533	10.79	1.43
06/06/2011 01:00	0.601	10.75	1.43
06/06/2011 02:00	0.652	10.77	1.43
06/06/2011 03:00	0.691	10.77	1.43
06/06/2011 04:00	0.684	10.78	1.43
06/06/2011 05:00	0.63	10.75	1.43
06/06/2011 06:00	0.565	10.77	1.43
06/06/2011 07:00	0.502	10.77	1.43
06/06/2011 08:00	0.45	10.69	1.43
06/06/2011 09:00	0.443	10.76	1.43
06/06/2011 10:00	0.475	10.74	1.43
06/06/2011 11:00	0.526	10.77	1.43
06/06/2011 12:00	0.579	10.75	1.43
06/06/2011 13:00	0.634	10.72	1.43
06/06/2011 14:00	0.687	10.76	1.43
06/06/2011 15:00	0.696	10.75	1.43
06/06/2011 16:00	0.697	10.71	1.43
06/06/2011 17:00	0.641	10.72	1.43
06/06/2011 18:00	0.566	10.75	1.43
06/06/2011 19:00	0.497	10.69	1.43
06/06/2011 20:00	0.434	10.74	1.43
06/06/2011 21:00	0.393	10.74	1.43
06/06/2011 22:00	0.398	10.78	1.43

06/06/2011 23:00	0.431	10.73	1.43
07/06/2011 00:00	0.486	10.76	1.43
07/06/2011 01:00	0.55	10.74	1.43
07/06/2011 02:00	0.616	10.77	1.43
07/06/2011 03:00	0.669	10.77	1.43
07/06/2011 04:00	0.699	10.73	1.43
07/06/2011 05:00	0.679	10.78	1.43
07/06/2011 06:00	0.618	10.79	1.43
07/06/2011 07:00	0.558	10.72	1.43
07/06/2011 08:00	0.502	10.75	1.43
07/06/2011 09:00	0.448	10.75	1.43
07/06/2011 10:00	0.452	10.71	1.43
07/06/2011 11:00	0.481	10.75	1.43
07/06/2011 12:00	0.527	10.74	1.43
07/06/2011 13:00	0.582	10.77	1.43
07/06/2011 14:00	0.635	10.79	1.43
07/06/2011 15:00	0.669	10.73	1.43
07/06/2011 16:00	0.68	10.79	1.43
07/06/2011 17:00	0.662	10.73	1.43
07/06/2011 18:00	0.604	10.77	1.43
07/06/2011 19:00	0.542	10.76	1.43
07/06/2011 20:00	0.47	10.77	1.43
07/06/2011 21:00	0.41	10.74	1.43
07/06/2011 22:00	0.377	10.7	1.43
07/06/2011 23:00	0.381	10.78	1.43
08/06/2011 00:00	0.417	10.72	1.43
08/06/2011 01:00	0.467	10.76	1.43
08/06/2011 02:00	0.529	10.77	1.43
08/06/2011 03:00	0.589	10.78	1.43
08/06/2011 04:00	0.644	10.75	1.43
08/06/2011 05:00	0.672	10.75	1.43
08/06/2011 06:00	0.636	10.71	1.43
08/06/2011 07:00	0.572	10.73	1.43
08/06/2011 08:00	0.508	10.73	1.43
08/06/2011 09:00	0.458	10.76	1.43
08/06/2011 10:00	0.422	10.69	1.43
08/06/2011 11:00	0.431	10.69	1.43
08/06/2011 12:00	0.468	10.76	1.43
08/06/2011 13:00	0.518	10.78	1.43
08/06/2011 14:00	0.565	10.73	1.43
08/06/2011 15:00	0.617	10.8	1.43
08/06/2011 16:00	0.645	10.74	1.43
08/06/2011 17:00	0.656	10.77	1.43
08/06/2011 18:00	0.625	10.73	1.43
08/06/2011 19:00	0.566	10.78	1.43
08/06/2011 20:00	0.501	10.75	1.43
08/06/2011 21:00	0.433	10.77	1.43
08/06/2011 22:00	0.373	10.71	1.43
08/06/2011 23:00	0.34	10.72	1.43
09/06/2011 00:00	0.345	10.77	1.43
09/06/2011 01:00	0.381	10.74	1.43
09/06/2011 02:00	0.433	10.75	1.43
09/06/2011 03:00	0.499	10.72	1.43
09/06/2011 04:00	0.564	10.75	1.43
09/06/2011 05:00	0.62	10.78	1.43
09/06/2011 06:00	0.635	10.76	1.43
09/06/2011 07:00	0.601	10.73	1.43
09/06/2011 08:00	0.545	10.77	1.43
09/06/2011 09:00	0.494	10.71	1.43

09/06/2011 10:00	0.448	10.76	1.43
09/06/2011 11:00	0.417	10.71	1.43
09/06/2011 12:00	0.418	10.78	1.43
09/06/2011 13:00	0.456	10.82	1.43
09/06/2011 14:00	0.503	10.78	1.43
09/06/2011 15:00	0.559	10.72	1.43
09/06/2011 16:00	0.609	10.7	1.43
09/06/2011 17:00	0.639	10.73	1.43
09/06/2011 18:00	0.644	10.79	1.43
09/06/2011 19:00	0.621	10.78	1.43
09/06/2011 20:00	0.563	10.74	1.43
09/06/2011 21:00	0.496	10.73	1.43
09/06/2011 22:00	0.431	10.75	1.43
09/06/2011 23:00	0.377	10.76	1.43
10/06/2011 00:00	0.346	10.73	1.43
10/06/2011 01:00	0.349	10.8	1.43
10/06/2011 02:00	0.38	10.78	1.43
10/06/2011 03:00	0.442	10.78	1.43
10/06/2011 04:00	0.498	10.8	1.43
10/06/2011 05:00	0.564	10.77	1.43
10/06/2011 06:00	0.618	10.74	1.43
10/06/2011 07:00	0.641	10.76	1.43
10/06/2011 08:00	0.606	10.79	1.43
10/06/2011 09:00	0.561	10.71	1.43
10/06/2011 10:00	0.511	10.81	1.43
10/06/2011 11:00	0.466	10.79	1.43
10/06/2011 12:00	0.434	10.8	1.43
10/06/2011 13:00	0.431	10.77	1.43
10/06/2011 14:00	0.46	10.73	1.43
10/06/2011 15:00	0.498	10.78	1.43
10/06/2011 16:00	0.55	10.79	1.43
10/06/2011 17:00	0.605	10.72	1.43
10/06/2011 18:00	0.64	10.76	1.43
10/06/2011 19:00	0.645	10.77	1.43
10/06/2011 20:00	0.629	10.8	1.43
10/06/2011 21:00	0.58	10.76	1.43
10/06/2011 22:00	0.514	10.77	1.43
10/06/2011 23:00	0.447	10.73	1.43
11/06/2011 00:00	0.391	10.7	1.43
11/06/2011 01:00	0.357	10.77	1.43
11/06/2011 02:00	0.358	10.75	1.43
11/06/2011 03:00	0.392	10.77	1.43
11/06/2011 04:00	0.443	10.78	1.43
11/06/2011 05:00	0.5	10.8	1.43
11/06/2011 06:00	0.559	10.78	1.43
11/06/2011 07:00	0.612	10.74	1.43
11/06/2011 08:00	0.639	10.74	1.43
11/06/2011 09:00	0.627	10.79	1.43
11/06/2011 10:00	0.574	10.75	1.43
11/06/2011 11:00	0.52	10.77	1.43
11/06/2011 12:00	0.468	10.72	1.43
11/06/2011 13:00	0.43	10.75	1.43
11/06/2011 14:00	0.425	10.75	1.43
11/06/2011 15:00	0.451	10.79	1.43
11/06/2011 16:00	0.488	10.73	1.43
11/06/2011 17:00	0.54	10.77	1.43
11/06/2011 18:00	0.597	10.79	1.43
11/06/2011 19:00	0.641	10.81	1.43
11/06/2011 20:00	0.653	10.8	1.43

11/06/2011 21:00	0.641	10.77	1.43
11/06/2011 22:00	0.591	10.81	1.43
11/06/2011 23:00	0.525	10.72	1.43
12/06/2011 00:00	0.458	10.71	1.43
12/06/2011 01:00	0.402	10.79	1.43
12/06/2011 02:00	0.363	10.72	1.43
12/06/2011 03:00	0.36	10.78	1.43
12/06/2011 04:00	0.393	10.8	1.43
12/06/2011 05:00	0.447	10.76	1.43
12/06/2011 06:00	0.497	10.74	1.43
12/06/2011 07:00	0.55	10.81	1.43
12/06/2011 08:00	0.597	10.8	1.43
12/06/2011 09:00	0.621	10.74	1.43
12/06/2011 10:00	0.61	10.79	1.43
12/06/2011 11:00	0.565	10.79	1.43
12/06/2011 12:00	0.516	10.71	1.43
12/06/2011 13:00	0.465	10.71	1.43
12/06/2011 14:00	0.418	10.69	1.43
12/06/2011 15:00	0.409	10.72	1.43
12/06/2011 16:00	0.433	10.72	1.43
12/06/2011 17:00	0.478	10.75	1.43
12/06/2011 18:00	0.533	10.79	1.43
12/06/2011 19:00	0.592	10.79	1.43
12/06/2011 20:00	0.638	10.8	1.43
12/06/2011 21:00	0.658	10.78	1.43
12/06/2011 22:00	0.644	10.81	1.43
12/06/2011 23:00	0.599	10.78	1.43
13/06/2011 00:00	0.526	10.78	1.43
13/06/2011 01:00	0.459	10.76	1.43
13/06/2011 02:00	0.396	10.77	1.43
13/06/2011 03:00	0.352	10.7	1.43
13/06/2011 04:00	0.342	10.72	1.43
13/06/2011 05:00	0.366	10.77	1.43
13/06/2011 06:00	0.407	10.8	1.43
13/06/2011 07:00	0.473	10.77	1.43
13/06/2011 08:00	0.54	10.8	1.43
13/06/2011 09:00	0.598	10.8	1.43
13/06/2011 10:00	0.628	10.78	1.43
13/06/2011 11:00	0.609	10.79	1.43
13/06/2011 12:00	0.551	10.73	1.43
13/06/2011 13:00	0.494	10.76	1.43
13/06/2011 14:00	0.434	10.79	1.43
13/06/2011 15:00	0.387	10.77	1.43
13/06/2011 16:00	0.374	10.72	1.43
13/06/2011 17:00	0.403	10.82	1.43
13/06/2011 18:00	0.448	10.8	1.43
13/06/2011 19:00	0.521	10.82	1.43
13/06/2011 20:00	0.59	10.8	1.43
13/06/2011 21:00	0.646	10.73	1.43
13/06/2011 22:00	0.676	10.79	1.43
13/06/2011 23:00	0.676	10.8	1.43
14/06/2011 00:00	0.628	10.79	1.43
14/06/2011 01:00	0.564	10.76	1.43
14/06/2011 02:00	0.5	10.72	1.43
14/06/2011 03:00	0.436	10.75	1.43
14/06/2011 04:00	0.391	10.8	1.43
14/06/2011 05:00	0.398	10.78	1.43
14/06/2011 06:00	0.438	10.81	1.43
14/06/2011 07:00	0.488	10.76	1.43

14/06/2011 08:00	0.544	10.8	1.43
14/06/2011 09:00	0.603	10.77	1.43
14/06/2011 10:00	0.649	10.81	1.43
14/06/2011 11:00	0.664	10.74	1.43
14/06/2011 12:00	0.648	10.8	1.43
14/06/2011 13:00	0.592	10.78	1.43
14/06/2011 14:00	0.523	10.72	1.43
14/06/2011 15:00	0.455	10.77	1.43
14/06/2011 16:00	0.403	10.8	1.43
14/06/2011 17:00	0.386	10.75	1.43
14/06/2011 18:00	0.419	10.8	1.43
14/06/2011 19:00	0.474	10.81	1.43
14/06/2011 20:00	0.538	10.81	1.43
14/06/2011 21:00	0.604	10.78	1.43
14/06/2011 22:00	0.654	10.75	1.43
14/06/2011 23:00	0.681	10.76	1.43
15/06/2011 00:00	0.679	10.76	1.43
15/06/2011 01:00	0.633	10.73	1.43
15/06/2011 02:00	0.559	10.79	1.43
15/06/2011 03:00	0.484	10.75	1.43
15/06/2011 04:00	0.417	10.74	1.43
15/06/2011 05:00	0.377	10.72	1.43
15/06/2011 06:00	0.384	10.8	1.43
15/06/2011 07:00	0.426	10.79	1.43
15/06/2011 08:00	0.476	10.73	1.43
15/06/2011 09:00	0.532	10.81	1.43
15/06/2011 10:00	0.594	10.82	1.43
15/06/2011 11:00	0.632	10.82	1.43
15/06/2011 12:00	0.647	10.81	1.43
15/06/2011 13:00	0.619	10.74	1.43
15/06/2011 14:00	0.553	10.81	1.43
15/06/2011 15:00	0.486	10.79	1.43
15/06/2011 16:00	0.419	10.8	1.43
15/06/2011 17:00	0.367	10.73	1.43
15/06/2011 18:00	0.355	10.8	1.43
15/06/2011 19:00	0.403	10.8	1.43
15/06/2011 20:00	0.464	10.8	1.43
15/06/2011 21:00	0.528	10.81	1.43
15/06/2011 22:00	0.598	10.78	1.43
15/06/2011 23:00	0.662	10.78	1.43
16/06/2011 00:00	0.693	10.8	1.43
16/06/2011 01:00	0.693	10.8	1.43
16/06/2011 02:00	0.637	10.8	1.43
16/06/2011 03:00	0.564	10.8	1.43
16/06/2011 04:00	0.495	10.78	1.43
16/06/2011 05:00	0.431	10.8	1.43
16/06/2011 06:00	0.406	10.77	1.43
16/06/2011 07:00	0.439	10.73	1.43
16/06/2011 08:00	0.481	10.74	1.43
16/06/2011 09:00	0.532	10.77	1.43
16/06/2011 10:00	0.601	10.8	1.43
16/06/2011 11:00	0.663	10.82	1.43
16/06/2011 12:00	0.697	10.79	1.43
16/06/2011 13:00	0.713	10.8	1.43
16/06/2011 14:00	0.679	10.78	1.43
16/06/2011 15:00	0.606	10.8	1.43
16/06/2011 16:00	0.522	10.8	1.43
16/06/2011 17:00	0.445	10.79	1.43
16/06/2011 18:00	0.384	10.78	1.43

16/06/2011 19:00	0.397	10.77	1.43
16/06/2011 20:00	0.447	10.71	1.43
16/06/2011 21:00	0.503	10.72	1.43
16/06/2011 22:00	0.568	10.8	1.43
16/06/2011 23:00	0.638	10.82	1.43
17/06/2011 00:00	0.694	10.83	1.43
17/06/2011 01:00	0.723	10.77	1.43
17/06/2011 02:00	0.706	10.76	1.43
17/06/2011 03:00	0.637	10.81	1.43
17/06/2011 04:00	0.567	10.78	1.43
17/06/2011 05:00	0.5	10.78	1.43
17/06/2011 06:00	0.439	10.77	1.43
17/06/2011 07:00	0.418	10.77	1.43
17/06/2011 08:00	0.45	10.79	1.43
17/06/2011 09:00	0.506	10.8	1.43
17/06/2011 10:00	0.571	10.8	1.43
17/06/2011 11:00	0.645	10.79	1.43
17/06/2011 12:00	0.697	10.83	1.44
17/06/2011 13:00	0.708	10.82	1.43
17/06/2011 14:00	0.707	10.79	1.43
17/06/2011 15:00	0.658	10.74	1.43
17/06/2011 16:00	0.588	10.78	1.43
17/06/2011 17:00	0.513	10.73	1.43
17/06/2011 18:00	0.44	10.78	1.43
17/06/2011 19:00	0.389	10.77	1.43
17/06/2011 20:00	0.396	10.75	1.43
17/06/2011 21:00	0.443	10.81	1.43
17/06/2011 22:00	0.511	10.82	1.43
17/06/2011 23:00	0.591	10.83	1.44
18/06/2011 00:00	0.667	10.83	1.44
18/06/2011 01:00	0.725	10.79	1.43
18/06/2011 02:00	0.758	10.79	1.43
18/06/2011 03:00	0.728	10.82	1.43
18/06/2011 04:00	0.655	10.8	1.43
18/06/2011 05:00	0.585	10.72	1.43
18/06/2011 06:00	0.521	10.78	1.43
18/06/2011 07:00	0.467	10.79	1.43
18/06/2011 08:00	0.476	10.82	1.43
18/06/2011 09:00	0.519	10.75	1.43
18/06/2011 10:00	0.571	10.74	1.43
18/06/2011 11:00	0.631	10.76	1.43
18/06/2011 12:00	0.703	10.82	1.43
18/06/2011 13:00	0.757	10.83	1.44
18/06/2011 14:00	0.762	10.76	1.43
18/06/2011 15:00	0.731	10.78	1.43
18/06/2011 16:00	0.662	10.75	1.43
18/06/2011 17:00	0.582	10.78	1.43
18/06/2011 18:00	0.514	10.8	1.43
18/06/2011 19:00	0.447	10.75	1.43
18/06/2011 20:00	0.415	10.79	1.43
18/06/2011 21:00	0.441	10.76	1.43
18/06/2011 22:00	0.492	10.82	1.43
18/06/2011 23:00	0.553	10.79	1.43
19/06/2011 00:00	0.621	10.81	1.43
19/06/2011 01:00	0.694	10.82	1.44
19/06/2011 02:00	0.75	10.8	1.43
19/06/2011 03:00	0.762	10.81	1.44
19/06/2011 04:00	0.722	10.79	1.43
19/06/2011 05:00	0.658	10.76	1.43

19/06/2011 06:00	0.597	10.79	1.43
19/06/2011 07:00	0.535	10.78	1.43
19/06/2011 08:00	0.503	10.8	1.44
19/06/2011 09:00	0.528	10.77	1.43
19/06/2011 10:00	0.578	10.76	1.43
19/06/2011 11:00	0.636	10.77	1.43
19/06/2011 12:00	0.699	10.81	1.44
19/06/2011 13:00	0.76	10.82	1.44
19/06/2011 14:00	0.783	10.82	1.44
19/06/2011 15:00	0.778	10.83	1.44
19/06/2011 16:00	0.733	10.81	1.44
19/06/2011 17:00	0.665	10.81	1.44
19/06/2011 18:00	0.58	10.79	1.43
19/06/2011 19:00	0.502	10.8	1.44
19/06/2011 20:00	0.44	10.78	1.43
19/06/2011 21:00	0.419	10.78	1.43
19/06/2011 22:00	0.45	10.8	1.44
19/06/2011 23:00	0.491	10.77	1.43
20/06/2011 00:00	0.553	10.8	1.44
20/06/2011 01:00	0.621	10.78	1.44
20/06/2011 02:00	0.68	10.78	1.44
20/06/2011 03:00	0.722	10.75	1.44
20/06/2011 04:00	0.723	10.81	1.44
20/06/2011 05:00	0.673	10.77	1.44
20/06/2011 06:00	0.601	10.81	1.44
20/06/2011 07:00	0.535	10.77	1.44
20/06/2011 08:00	0.479	10.76	1.44
20/06/2011 09:00	0.461	10.75	1.44
20/06/2011 10:00	0.501	10.74	1.44
20/06/2011 11:00	0.555	10.81	1.44
20/06/2011 12:00	0.617	10.82	1.44
20/06/2011 13:00	0.681	10.79	1.44
20/06/2011 14:00	0.734	10.82	1.44
20/06/2011 15:00	0.746	10.83	1.44
20/06/2011 16:00	0.741	10.83	1.44
20/06/2011 17:00	0.695	10.81	1.44
20/06/2011 18:00	0.618	10.79	1.44
20/06/2011 19:00	0.549	10.76	1.44
20/06/2011 20:00	0.478	10.76	1.44
20/06/2011 21:00	0.427	10.81	1.44
20/06/2011 22:00	0.411	10.81	1.44
20/06/2011 23:00	0.439	10.82	1.44
21/06/2011 00:00	0.485	10.8	1.44
21/06/2011 01:00	0.547	10.83	1.44
21/06/2011 02:00	0.611	10.83	1.44
21/06/2011 03:00	0.678	10.83	1.44
21/06/2011 04:00	0.713	10.82	1.44
21/06/2011 05:00	0.696	10.8	1.44
21/06/2011 06:00	0.64	10.81	1.44
21/06/2011 07:00	0.578	10.81	1.44
21/06/2011 08:00	0.521	10.79	1.44
21/06/2011 09:00	0.478	10.8	1.44
21/06/2011 10:00	0.474	10.81	1.44
21/06/2011 11:00	0.515	10.8	1.44
21/06/2011 12:00	0.602	10.75	1.44
21/06/2011 13:00	0.664	10.82	1.44
21/06/2011 14:00	0.724	10.83	1.44
21/06/2011 15:00	0.761	10.81	1.44
21/06/2011 16:00	0.768	10.81	1.44

21/06/2011 17:00	0.746	10.83	1.44
21/06/2011 18:00	0.685	10.79	1.44
21/06/2011 19:00	0.618	10.8	1.44
21/06/2011 20:00	0.547	10.81	1.44
21/06/2011 21:00	0.485	10.77	1.44
21/06/2011 22:00	0.453	10.79	1.44
21/06/2011 23:00	0.453	10.79	1.44
22/06/2011 00:00	0.483	10.79	1.44
22/06/2011 01:00	0.535	10.83	1.44
22/06/2011 02:00	0.592	10.8	1.44
22/06/2011 03:00	0.65	10.81	1.44
22/06/2011 04:00	0.707	10.84	1.44
22/06/2011 05:00	0.732	10.79	1.44
22/06/2011 06:00	0.699	10.8	1.44
22/06/2011 07:00	0.643	10.8	1.44
22/06/2011 08:00	0.585	10.79	1.44
22/06/2011 09:00	0.538	10.79	1.44
22/06/2011 10:00	0.512	10.8	1.44
22/06/2011 11:00	0.529	10.79	1.44
22/06/2011 12:00	0.571	10.81	1.44
22/06/2011 13:00	0.617	10.82	1.44
22/06/2011 14:00	0.666	10.79	1.44
22/06/2011 15:00	0.725	10.81	1.44
22/06/2011 16:00	0.757	10.8	1.44
22/06/2011 17:00	0.76	10.83	1.44
22/06/2011 18:00	0.724	10.83	1.44
22/06/2011 19:00	0.669	10.84	1.44
22/06/2011 20:00	0.607	10.79	1.44
22/06/2011 21:00	0.548	10.76	1.44
22/06/2011 22:00	0.503	10.82	1.44
22/06/2011 23:00	0.479	10.83	1.44
23/06/2011 00:00	0.492	10.82	1.44
23/06/2011 01:00	0.524	10.83	1.44
23/06/2011 02:00	0.578	10.83	1.44
23/06/2011 03:00	0.635	10.81	1.44
23/06/2011 04:00	0.693	10.82	1.44
23/06/2011 05:00	0.74	10.82	1.44
23/06/2011 06:00	0.742	10.81	1.44
23/06/2011 07:00	0.706	10.83	1.44
23/06/2011 08:00	0.654	10.84	1.44
23/06/2011 09:00	0.61	10.83	1.44
23/06/2011 10:00	0.56	10.8	1.44
23/06/2011 11:00	0.546	10.78	1.44
23/06/2011 12:00	0.568	10.8	1.44
23/06/2011 13:00	0.602	10.8	1.44
23/06/2011 14:00	0.655	10.81	1.44
23/06/2011 15:00	0.703	10.82	1.44
23/06/2011 16:00	0.743	10.83	1.44

END OF DATA FILE OF DATALOGGER FOR WINDOWS

}_K4962_110715104612.CSV

Data file for DataLogger.

=====

COMPANY : <Company name>

COMP.STATUS: Done

DATE : 15/07/2011

TIME : 10:46:37

FILENAME : C:\Documents and Settings\All Users\Application Data\DiverOffice\Sizewell\CSV\pz2009_9_K

CREATED BY : SWS Diver-Office 4.0.76.0

===== BEGINNING OF DATA =====

[Logger settings]

Instrument type =CTD-Diver=17

Status =Started =0

Serial number =..00-K4963 317.

Instrument number =
=0

Location =pz2009_9

Sample period =M60

Sample method =T

Number of channels =3

[Channel 1]

Identification =WATER HEAD

Reference level =4.000 m

Range =17.500 m

Master level =1750 CMH2O

Altitude =0 m

[Channel 2]

Identification =TEMPERATURE

Reference level =-20.00 °C

Range =100.00 °C

[Channel 3]

Identification =1: CONDUCTIVITY

Reference level =0.00 mS/cm

Range =120.00 mS/cm

[Series settings]

Serial number =..00-K4963 317.

Instrument number =

Location =pz2009_9

Sample period =00 00:60:00 0

Sample method =T

Start date / time =00:00:06 09/04/11

End date / time =00:00:16 23/06/11

[Channel 1 from data header]

Identification =WATER HEAD

Reference level =4.000 m

Range =17.500 m

Master level =1750 CMH2O

Altitude =0 m

[Channel 2 from data header]

Identification =TEMPERATURE

Reference level =-20.00 °C

Range =100.00 °C

[Channel 3 from data header]

Identification =1: CONDUCTIVITY

Reference level =0.00 mS/cm
Range =120.00 mS/cm

[Data]

1811

Date/time	Water head[m]	Temperature[°C]	1:Conductivity[mS/cm]
09/04/2011 06:00	0.613	9.97	2.13
09/04/2011 07:00	0.542	10.01	2.14
09/04/2011 08:00	0.476	9.94	2.13
09/04/2011 09:00	0.434	9.98	2.13
09/04/2011 10:00	0.447	9.92	2.13
09/04/2011 11:00	0.482	9.92	2.13
09/04/2011 12:00	0.522	10.01	2.14
09/04/2011 13:00	0.574	10.04	2.14
09/04/2011 14:00	0.63	9.91	2.13
09/04/2011 15:00	0.663	10.07	2.14
09/04/2011 16:00	0.677	10.07	2.14
09/04/2011 17:00	0.652	9.95	2.13
09/04/2011 18:00	0.594	9.99	2.14
09/04/2011 19:00	0.527	9.88	2.13
09/04/2011 20:00	0.462	9.94	2.13
09/04/2011 21:00	0.415	9.96	2.13
09/04/2011 22:00	0.407	9.99	2.14
09/04/2011 23:00	0.442	9.89	2.13
10/04/2011 00:00	0.48	10.03	2.14
10/04/2011 01:00	0.531	9.98	2.14
10/04/2011 02:00	0.593	10.01	2.14
10/04/2011 03:00	0.641	10.01	2.14
10/04/2011 04:00	0.674	10.06	2.14
10/04/2011 05:00	0.669	9.99	2.14
10/04/2011 06:00	0.618	9.97	2.14
10/04/2011 07:00	0.554	10.08	2.14
10/04/2011 08:00	0.488	9.88	2.13
10/04/2011 09:00	0.434	10	2.14
10/04/2011 10:00	0.412	10.02	2.14
10/04/2011 11:00	0.431	10.09	2.14
10/04/2011 12:00	0.468	10.06	2.14
10/04/2011 13:00	0.515	9.97	2.14
10/04/2011 14:00	0.569	10.1	2.14
10/04/2011 15:00	0.622	10.07	2.14
10/04/2011 16:00	0.652	10.07	2.14
10/04/2011 17:00	0.663	10.02	2.14
10/04/2011 18:00	0.631	10.08	2.14
10/04/2011 19:00	0.57	9.91	2.14
10/04/2011 20:00	0.51	10.03	2.14
10/04/2011 21:00	0.451	10.06	2.14
10/04/2011 22:00	0.411	9.94	2.14
10/04/2011 23:00	0.406	10.05	2.14
11/04/2011 00:00	0.432	9.93	2.14
11/04/2011 01:00	0.47	10.08	2.15
11/04/2011 02:00	0.521	10.07	2.14
11/04/2011 03:00	0.577	9.96	2.14
11/04/2011 04:00	0.624	9.99	2.14
11/04/2011 05:00	0.659	9.95	2.14
11/04/2011 06:00	0.646	10.05	2.14
11/04/2011 07:00	0.605	9.97	2.14
11/04/2011 08:00	0.547	9.89	2.14
11/04/2011 09:00	0.495	10.02	2.14

11/04/2011 10:00	0.451	10.02	2.14
11/04/2011 11:00	0.44	10.09	2.15
11/04/2011 12:00	0.316	9.97	2.14
11/04/2011 13:00	0.486	9.98	2.14
11/04/2011 14:00	0.536	10.02	2.15
11/04/2011 15:00	0.589	10.06	2.15
11/04/2011 16:00	0.634	10.01	2.15
11/04/2011 17:00	0.67	10	2.14
11/04/2011 18:00	0.673	9.99	2.14
11/04/2011 19:00	0.635	9.9	2.14
11/04/2011 20:00	0.582	10.01	2.14
11/04/2011 21:00	0.524	10.03	2.15
11/04/2011 22:00	0.473	9.96	2.14
11/04/2011 23:00	0.439	10.01	2.15
12/04/2011 00:00	0.44	9.95	2.14
12/04/2011 01:00	0.457	9.93	2.14
12/04/2011 02:00	0.492	10.02	2.15
12/04/2011 03:00	0.55	10.1	2.15
12/04/2011 04:00	0.613	10.11	2.15
12/04/2011 05:00	0.664	10.13	2.15
12/04/2011 06:00	0.702	10.05	2.15
12/04/2011 07:00	0.705	9.98	2.14
12/04/2011 08:00	0.668	9.93	2.14
12/04/2011 09:00	0.62	10.06	2.15
12/04/2011 10:00	0.494	9.98	2.15
12/04/2011 11:00	0.525	10.09	2.15
12/04/2011 12:00	0.507	10.06	2.15
12/04/2011 13:00	0.511	9.93	2.14
12/04/2011 14:00	0.485	9.93	2.14
12/04/2011 15:00	0.57	10.04	2.15
12/04/2011 16:00	0.616	9.9	2.14
12/04/2011 17:00	0.661	10.11	2.16
12/04/2011 18:00	0.686	10.08	2.15
12/04/2011 19:00	0.689	9.9	2.14
12/04/2011 20:00	0.659	10.09	2.15
12/04/2011 21:00	0.608	9.97	2.15
12/04/2011 22:00	0.546	10.02	2.15
12/04/2011 23:00	0.487	10.05	2.15
13/04/2011 00:00	0.439	9.92	2.14
13/04/2011 01:00	0.415	9.93	2.14
13/04/2011 02:00	0.417	10.06	2.15
13/04/2011 03:00	0.452	10.05	2.15
13/04/2011 04:00	0.497	10.11	2.15
13/04/2011 05:00	0.548	9.98	2.15
13/04/2011 06:00	0.603	10.14	2.16
13/04/2011 07:00	0.645	9.97	2.14
13/04/2011 08:00	0.654	9.97	2.14
13/04/2011 09:00	0.627	9.95	2.14
13/04/2011 10:00	0.582	10.05	2.15
13/04/2011 11:00	0.533	10.03	2.15
13/04/2011 12:00	0.478	9.97	2.15
13/04/2011 13:00	0.457	9.99	2.15
13/04/2011 14:00	0.445	10.1	2.16
13/04/2011 15:00	0.463	10.01	2.15
13/04/2011 16:00	0.484	9.95	2.15
13/04/2011 17:00	0.539	10	2.15
13/04/2011 18:00	0.593	10.05	2.15
13/04/2011 19:00	0.631	10.05	2.15
13/04/2011 20:00	0.648	9.9	2.14

13/04/2011 21:00	0.636	10	2.15
13/04/2011 22:00	0.591	10	2.15
13/04/2011 23:00	0.534	10.01	2.15
14/04/2011 00:00	0.477	10.03	2.15
14/04/2011 01:00	0.425	9.91	2.14
14/04/2011 02:00	0.396	9.96	2.15
14/04/2011 03:00	0.4	10.02	2.15
14/04/2011 04:00	0.436	10.1	2.16
14/04/2011 05:00	0.494	9.94	2.14
14/04/2011 06:00	0.556	9.97	2.15
14/04/2011 07:00	0.616	10.11	2.16
14/04/2011 08:00	0.672	10.1	2.16
14/04/2011 09:00	0.698	9.97	2.15
14/04/2011 10:00	0.663	10.08	2.15
14/04/2011 11:00	0.636	10	2.15
14/04/2011 12:00	0.586	10	2.15
14/04/2011 13:00	0.53	10.04	2.15
14/04/2011 14:00	0.485	10.01	2.15
14/04/2011 15:00	0.331	10	2.15
14/04/2011 16:00	0.398	10.11	2.16
14/04/2011 17:00	0.523	10.08	2.13
14/04/2011 18:00	0.579	10.04	2.13
14/04/2011 19:00	0.628	9.95	2.13
14/04/2011 20:00	0.665	9.97	2.13
14/04/2011 21:00	0.682	10.08	2.13
14/04/2011 22:00	0.676	10.11	2.14
14/04/2011 23:00	0.625	10	2.13
15/04/2011 00:00	0.565	9.96	2.12
15/04/2011 01:00	0.496	9.98	2.13
15/04/2011 02:00	0.43	10.07	2.13
15/04/2011 03:00	0.389	10.05	2.13
15/04/2011 04:00	0.385	10	2.13
15/04/2011 05:00	0.422	10.14	2.14
15/04/2011 06:00	0.477	10.1	2.13
15/04/2011 07:00	0.534	10.07	2.13
15/04/2011 08:00	0.597	10.13	2.14
15/04/2011 09:00	0.621	10.11	2.13
15/04/2011 10:00	0.67	10.05	2.13
15/04/2011 11:00	0.664	10.05	2.13
15/04/2011 12:00	0.602	9.99	2.13
15/04/2011 13:00	0.537	10.06	2.13
15/04/2011 14:00	0.472	10.03	2.13
15/04/2011 15:00	0.415	10.04	2.13
15/04/2011 16:00	0.398	10.13	2.14
15/04/2011 17:00	0.428	9.99	2.13
15/04/2011 18:00	0.477	9.98	2.13
15/04/2011 19:00	0.537	10.07	2.13
15/04/2011 20:00	0.595	10.07	2.13
15/04/2011 21:00	0.642	10.17	2.14
15/04/2011 22:00	0.66	10.08	2.13
15/04/2011 23:00	0.656	9.97	2.13
16/04/2011 00:00	0.61	10.05	2.13
16/04/2011 01:00	0.533	10.09	2.13
16/04/2011 02:00	0.46	10.06	2.13
16/04/2011 03:00	0.388	10.02	2.13
16/04/2011 04:00	0.346	10.02	2.13
16/04/2011 05:00	0.362	10.04	2.13
16/04/2011 06:00	0.416	10.05	2.13
16/04/2011 07:00	0.48	10.02	2.13

16/04/2011 08:00	0.547	10.08	2.14
16/04/2011 09:00	0.619	10.03	2.13
16/04/2011 10:00	0.669	10.16	2.14
16/04/2011 11:00	0.69	10.06	2.14
16/04/2011 12:00	0.675	10.07	2.14
16/04/2011 13:00	0.613	10.09	2.14
16/04/2011 14:00	0.544	10.05	2.14
16/04/2011 15:00	0.469	10.13	2.14
16/04/2011 16:00	0.413	10.05	2.14
16/04/2011 17:00	0.411	10.05	2.14
16/04/2011 18:00	0.457	10.08	2.14
16/04/2011 19:00	0.523	10.01	2.13
16/04/2011 20:00	0.587	10.1	2.14
16/04/2011 21:00	0.658	10.1	2.14
16/04/2011 22:00	0.699	10.16	2.14
16/04/2011 23:00	0.701	10.08	2.14
17/04/2011 00:00	0.691	10.13	2.14
17/04/2011 01:00	0.623	10.01	2.14
17/04/2011 02:00	0.539	10.11	2.14
17/04/2011 03:00	0.449	10.08	2.14
17/04/2011 04:00	0.372	9.99	2.14
17/04/2011 05:00	0.337	10.11	2.14
17/04/2011 06:00	0.361	9.91	2.13
17/04/2011 07:00	0.424	10.05	2.14
17/04/2011 08:00	0.49	9.95	2.13
17/04/2011 09:00	0.561	9.99	2.14
17/04/2011 10:00	0.634	10.05	2.14
17/04/2011 11:00	0.678	10.09	2.14
17/04/2011 12:00	0.702	9.99	2.14
17/04/2011 13:00	0.666	10.01	2.14
17/04/2011 14:00	0.592	10.17	2.14
17/04/2011 15:00	0.513	10.13	2.14
17/04/2011 16:00	0.437	10.12	2.14
17/04/2011 17:00	0.384	10.03	2.14
17/04/2011 18:00	0.41	10.07	2.14
17/04/2011 19:00	0.474	10.11	2.14
17/04/2011 20:00	0.537	10.04	2.14
17/04/2011 21:00	0.608	10.09	2.14
17/04/2011 22:00	0.676	10.14	2.15
17/04/2011 23:00	0.718	10.07	2.14
18/04/2011 00:00	0.721	10.02	2.14
18/04/2011 01:00	0.694	10.05	2.14
18/04/2011 02:00	0.616	10.14	2.15
18/04/2011 03:00	0.521	10.04	2.14
18/04/2011 04:00	0.433	10.06	2.14
18/04/2011 05:00	0.358	9.94	2.14
18/04/2011 06:00	0.324	10.13	2.15
18/04/2011 07:00	0.372	10.12	2.15
18/04/2011 08:00	0.435	10.09	2.14
18/04/2011 09:00	0.5	10.17	2.15
18/04/2011 10:00	0.579	10.01	2.14
18/04/2011 11:00	0.657	9.99	2.14
18/04/2011 12:00	0.674	10.01	2.14
18/04/2011 13:00	0.697	10.11	2.15
18/04/2011 14:00	0.646	10.13	2.15
18/04/2011 15:00	0.562	9.95	2.12
18/04/2011 16:00	0.486	9.99	2.12
18/04/2011 17:00	0.409	10	2.12
18/04/2011 18:00	0.373	9.97	2.12

18/04/2011 19:00	0.415	10.05	2.13
18/04/2011 20:00	0.482	10.03	2.13
18/04/2011 21:00	0.549	10.09	2.13
18/04/2011 22:00	0.63	10.07	2.13
18/04/2011 23:00	0.7	10.06	2.13
19/04/2011 00:00	0.728	10.14	2.14
19/04/2011 01:00	0.731	10.12	2.14
19/04/2011 02:00	0.698	9.98	2.13
19/04/2011 03:00	0.604	10.05	2.13
19/04/2011 04:00	0.506	9.97	2.13
19/04/2011 05:00	0.413	9.98	2.13
19/04/2011 06:00	0.34	9.99	2.13
19/04/2011 07:00	0.325	10.11	2.14
19/04/2011 08:00	0.385	10.1	2.14
19/04/2011 09:00	0.447	10.11	2.14
19/04/2011 10:00	0.516	10.08	2.14
19/04/2011 11:00	0.597	10.09	2.14
19/04/2011 12:00	0.665	10.09	2.14
19/04/2011 13:00	0.697	10	2.14
19/04/2011 14:00	0.695	10.09	2.15
19/04/2011 15:00	0.627	9.97	2.14
19/04/2011 16:00	0.541	10	2.14
19/04/2011 17:00	0.466	10.03	2.14
19/04/2011 18:00	0.397	9.95	2.14
19/04/2011 19:00	0.374	10.09	2.15
19/04/2011 20:00	0.434	9.95	2.14
19/04/2011 21:00	0.503	10.01	2.14
19/04/2011 22:00	0.579	10.12	2.15
19/04/2011 23:00	0.664	10.03	2.14
20/04/2011 00:00	0.733	10.04	2.15
20/04/2011 01:00	0.759	9.97	2.14
20/04/2011 02:00	0.763	9.95	2.14
20/04/2011 03:00	0.707	9.92	2.14
20/04/2011 04:00	0.613	10.05	2.15
20/04/2011 05:00	0.52	10.08	2.15
20/04/2011 06:00	0.433	9.93	2.14
20/04/2011 07:00	0.367	9.96	2.14
20/04/2011 08:00	0.375	10.1	2.15
20/04/2011 09:00	0.428	10.03	2.15
20/04/2011 10:00	0.491	10.16	2.16
20/04/2011 11:00	0.567	10.09	2.16
20/04/2011 12:00	0.654	10.09	2.16
20/04/2011 13:00	0.697	10.04	2.15
20/04/2011 14:00	0.713	10	2.15
20/04/2011 15:00	0.684	10.12	2.16
20/04/2011 16:00	0.608	10.06	2.16
20/04/2011 17:00	0.52	10.07	2.16
20/04/2011 18:00	0.439	10.03	2.15
20/04/2011 19:00	0.37	10.06	2.16
20/04/2011 20:00	0.361	10.11	2.16
20/04/2011 21:00	0.42	9.91	2.14
20/04/2011 22:00	0.486	9.96	2.15
20/04/2011 23:00	0.556	10.06	2.16
21/04/2011 00:00	0.643	10.12	2.16
21/04/2011 01:00	0.707	10.14	2.16
21/04/2011 02:00	0.73	9.99	2.15
21/04/2011 03:00	0.733	10.06	2.16
21/04/2011 04:00	0.666	10.03	2.15
21/04/2011 05:00	0.579	10.06	2.16

21/04/2011 06:00	0.493	10.07	2.16
21/04/2011 07:00	0.413	9.96	2.15
21/04/2011 08:00	0.371	9.96	2.15
21/04/2011 09:00	0.401	10.03	2.16
21/04/2011 10:00	0.462	10.12	2.16
21/04/2011 11:00	0.518	10.11	2.16
21/04/2011 12:00	0.596	10.05	2.16
21/04/2011 13:00	0.666	10.14	2.16
21/04/2011 14:00	0.697	10.04	2.16
21/04/2011 15:00	0.708	10.08	2.16
21/04/2011 16:00	0.668	10	2.16
21/04/2011 17:00	0.583	10.04	2.16
21/04/2011 18:00	0.511	10.08	2.16
21/04/2011 19:00	0.431	10.05	2.16
21/04/2011 20:00	0.374	10.07	2.16
21/04/2011 21:00	0.383	9.99	2.16
21/04/2011 22:00	0.447	9.99	2.16
21/04/2011 23:00	0.507	10.08	2.16
22/04/2011 00:00	0.579	10.02	2.16
22/04/2011 01:00	0.661	10.05	2.16
22/04/2011 02:00	0.714	10.05	2.16
22/04/2011 03:00	0.744	10.08	2.16
22/04/2011 04:00	0.731	9.92	2.15
22/04/2011 05:00	0.656	10	2.16
22/04/2011 06:00	0.579	10.13	2.16
22/04/2011 07:00	0.496	9.97	2.16
22/04/2011 08:00	0.425	9.96	2.16
22/04/2011 09:00	0.399	10.1	2.16
22/04/2011 10:00	0.43	10.1	2.16
22/04/2011 11:00	0.482	9.98	2.16
22/04/2011 12:00	0.542	10.05	2.16
22/04/2011 13:00	0.608	10.08	2.16
22/04/2011 14:00	0.664	10.11	2.16
22/04/2011 15:00	0.688	10.15	2.17
22/04/2011 16:00	0.692	10.12	2.17
22/04/2011 17:00	0.632	10.02	2.16
22/04/2011 18:00	0.559	10.06	2.16
22/04/2011 19:00	0.48	10.1	2.16
22/04/2011 20:00	0.409	9.99	2.16
22/04/2011 21:00	0.367	10.07	2.16
22/04/2011 22:00	0.377	10.04	2.16
22/04/2011 23:00	0.424	10.07	2.16
23/04/2011 00:00	0.478	9.96	2.16
23/04/2011 01:00	0.549	10.04	2.16
23/04/2011 02:00	0.626	10.02	2.16
23/04/2011 03:00	0.675	9.97	2.16
23/04/2011 04:00	0.707	10.02	2.16
23/04/2011 05:00	0.684	9.97	2.16
23/04/2011 06:00	0.62	10.14	2.16
23/04/2011 07:00	0.548	10.12	2.16
23/04/2011 08:00	0.474	10.06	2.16
23/04/2011 09:00	0.421	10.01	2.16
23/04/2011 10:00	0.408	10.06	2.16
23/04/2011 11:00	0.445	10.07	2.16
23/04/2011 12:00	0.498	10.15	2.17
23/04/2011 13:00	0.551	9.99	2.16
23/04/2011 14:00	0.618	10.11	2.16
23/04/2011 15:00	0.663	10.13	2.17
23/04/2011 16:00	0.678	10.1	2.16

23/04/2011 17:00	0.666	9.98	2.16
23/04/2011 18:00	0.612	9.98	2.16
23/04/2011 19:00	0.539	10.04	2.16
23/04/2011 20:00	0.464	10.01	2.16
23/04/2011 21:00	0.401	10.04	2.16
23/04/2011 22:00	0.369	10.01	2.16
23/04/2011 23:00	0.384	10.09	2.17
24/04/2011 00:00	0.424	10.11	2.17
24/04/2011 01:00	0.48	10.08	2.17
24/04/2011 02:00	0.546	10.15	2.17
24/04/2011 03:00	0.615	10.19	2.17
24/04/2011 04:00	0.673	10.14	2.17
24/04/2011 05:00	0.7	10.06	2.16
24/04/2011 06:00	0.677	10.1	2.17
24/04/2011 07:00	0.62	10.09	2.17
24/04/2011 08:00	0.557	10.03	2.16
24/04/2011 09:00	0.503	10.07	2.17
24/04/2011 10:00	0.464	10.05	2.17
24/04/2011 11:00	0.463	10.12	2.17
24/04/2011 12:00	0.497	10.16	2.17
24/04/2011 13:00	0.541	10.02	2.16
24/04/2011 14:00	0.591	9.97	2.16
24/04/2011 15:00	0.647	10.03	2.17
24/04/2011 16:00	0.681	10.14	2.17
24/04/2011 17:00	0.688	10.03	2.17
24/04/2011 18:00	0.665	10.07	2.17
24/04/2011 19:00	0.612	10.06	2.17
24/04/2011 20:00	0.539	10.06	2.17
24/04/2011 21:00	0.469	10.01	2.16
24/04/2011 22:00	0.413	10.07	2.17
24/04/2011 23:00	0.383	10.05	2.17
25/04/2011 00:00	0.392	10.07	2.17
25/04/2011 01:00	0.419	10.05	2.17
25/04/2011 02:00	0.469	10.17	2.18
25/04/2011 03:00	0.529	10.15	2.18
25/04/2011 04:00	0.591	10.09	2.17
25/04/2011 05:00	0.649	10.16	2.18
25/04/2011 06:00	0.679	10.02	2.17
25/04/2011 07:00	0.662	10.08	2.17
25/04/2011 08:00	0.617	10.08	2.17
25/04/2011 09:00	0.563	10.04	2.17
25/04/2011 10:00	0.51	10.01	2.17
25/04/2011 11:00	0.475	10.1	2.18
25/04/2011 12:00	0.466	10.11	2.18
25/04/2011 13:00	0.487	10.05	2.17
25/04/2011 14:00	0.522	10.04	2.17
25/04/2011 15:00	0.567	10.04	2.17
25/04/2011 16:00	0.61	10.15	2.18
25/04/2011 17:00	0.644	10.01	2.17
25/04/2011 18:00	0.656	10.03	2.17
25/04/2011 19:00	0.648	10.04	2.17
25/04/2011 20:00	0.598	10.13	2.18
25/04/2011 21:00	0.536	10.07	2.17
25/04/2011 22:00	0.478	10.04	2.17
25/04/2011 23:00	0.425	9.99	2.17
26/04/2011 00:00	0.395	10	2.17
26/04/2011 01:00	0.393	10.05	2.17
26/04/2011 02:00	0.42	9.99	2.17
26/04/2011 03:00	0.457	10.1	2.18

26/04/2011 04:00	0.515	10.19	2.18
26/04/2011 05:00	0.575	10	2.17
26/04/2011 06:00	0.624	10.04	2.17
26/04/2011 07:00	0.656	10.15	2.18
26/04/2011 08:00	0.653	10.01	2.17
26/04/2011 09:00	0.625	10.04	2.17
26/04/2011 10:00	0.577	10.07	2.18
26/04/2011 11:00	0.529	10.01	2.17
26/04/2011 12:00	0.493	10.05	2.18
26/04/2011 13:00	0.479	10.06	2.18
26/04/2011 14:00	0.491	10.12	2.18
26/04/2011 15:00	0.522	10.11	2.18
26/04/2011 16:00	0.564	10.13	2.18
26/04/2011 17:00	0.609	10.1	2.18
26/04/2011 18:00	0.643	9.98	2.17
26/04/2011 19:00	0.654	9.98	2.17
26/04/2011 20:00	0.642	10.14	2.18
26/04/2011 21:00	0.61	10.05	2.18
26/04/2011 22:00	0.558	10	2.17
26/04/2011 23:00	0.506	10.04	2.18
27/04/2011 00:00	0.451	10.02	2.17
27/04/2011 01:00	0.413	10.09	2.18
27/04/2011 02:00	0.396	10.11	2.18
27/04/2011 03:00	0.408	10.05	2.18
27/04/2011 04:00	0.449	10.12	2.18
27/04/2011 05:00	0.501	10.07	2.18
27/04/2011 06:00	0.556	10.1	2.18
27/04/2011 07:00	0.609	10.2	2.18
27/04/2011 08:00	0.657	10.16	2.18
27/04/2011 09:00	0.666	10.14	2.18
27/04/2011 10:00	0.635	10	2.18
27/04/2011 11:00	0.601	10.17	2.19
27/04/2011 12:00	0.554	9.99	2.18
27/04/2011 13:00	0.514	10.13	2.18
27/04/2011 14:00	0.489	10.15	2.19
27/04/2011 15:00	0.497	10.07	2.18
27/04/2011 16:00	0.529	10.04	2.18
27/04/2011 17:00	0.571	10.02	2.18
27/04/2011 18:00	0.617	10.12	2.18
27/04/2011 19:00	0.652	10.11	2.18
27/04/2011 20:00	0.673	10.16	2.19
27/04/2011 21:00	0.669	10.17	2.19
27/04/2011 22:00	0.637	10.02	2.18
27/04/2011 23:00	0.587	10.08	2.18
28/04/2011 00:00	0.525	10.17	2.19
28/04/2011 01:00	0.474	10.17	2.19
28/04/2011 02:00	0.429	10.11	2.18
28/04/2011 03:00	0.415	10.12	2.18
28/04/2011 04:00	0.429	10.05	2.18
28/04/2011 05:00	0.462	10.11	2.18
28/04/2011 06:00	0.518	10.02	2.18
28/04/2011 07:00	0.574	10.02	2.18
28/04/2011 08:00	0.627	10.01	2.18
28/04/2011 09:00	0.674	10.12	2.18
28/04/2011 10:00	0.691	10.13	2.19
28/04/2011 11:00	0.67	10.15	2.19
28/04/2011 12:00	0.622	10.04	2.18
28/04/2011 13:00	0.574	9.99	2.18
28/04/2011 14:00	0.522	10.1	2.19

28/04/2011 15:00	0.502	10.14	2.19
28/04/2011 16:00	0.517	10.15	2.19
28/04/2011 17:00	0.551	10.11	2.19
28/04/2011 18:00	0.596	10.08	2.18
28/04/2011 19:00	0.64	10.13	2.19
28/04/2011 20:00	0.68	10.02	2.18
28/04/2011 21:00	0.697	10.15	2.19
28/04/2011 22:00	0.698	10.14	2.19
28/04/2011 23:00	0.664	10.13	2.19
29/04/2011 00:00	0.604	10.06	2.18
29/04/2011 01:00	0.542	10.01	2.18
29/04/2011 02:00	0.479	9.95	2.18
29/04/2011 03:00	0.439	10.15	2.19
29/04/2011 04:00	0.422	10.15	2.19
29/04/2011 05:00	0.441	10.12	2.19
29/04/2011 06:00	0.482	10.12	2.19
29/04/2011 07:00	0.531	10.05	2.18
29/04/2011 08:00	0.585	10.15	2.19
29/04/2011 09:00	0.639	10.19	2.19
29/04/2011 10:00	0.675	10.19	2.2
29/04/2011 11:00	0.679	10.22	2.2
29/04/2011 12:00	0.644	10.15	2.19
29/04/2011 13:00	0.601	10.02	2.18
29/04/2011 14:00	0.545	10.12	2.19
29/04/2011 15:00	0.495	10.15	2.19
29/04/2011 16:00	0.479	10.12	2.19
29/04/2011 17:00	0.502	10.16	2.19
29/04/2011 18:00	0.541	10.15	2.19
29/04/2011 19:00	0.594	10.05	2.19
29/04/2011 20:00	0.645	10.17	2.19
29/04/2011 21:00	0.691	10.17	2.19
29/04/2011 22:00	0.71	10.17	2.19
29/04/2011 23:00	0.706	10.13	2.19
30/04/2011 00:00	0.665	10.16	2.19
30/04/2011 01:00	0.598	10.14	2.19
30/04/2011 02:00	0.535	10.1	2.19
30/04/2011 03:00	0.469	10.07	2.19
30/04/2011 04:00	0.432	10.13	2.19
30/04/2011 05:00	0.427	10.16	2.19
30/04/2011 06:00	0.455	10.16	2.19
30/04/2011 07:00	0.5	10.22	2.2
30/04/2011 08:00	0.555	10.04	2.19
30/04/2011 09:00	0.612	10.11	2.19
30/04/2011 10:00	0.663	10.18	2.2
30/04/2011 11:00	0.695	10.14	2.2
30/04/2011 12:00	0.684	10.17	2.2
30/04/2011 13:00	0.631	10.18	2.2
30/04/2011 14:00	0.574	10.01	2.19
30/04/2011 15:00	0.517	10.11	2.19
30/04/2011 16:00	0.478	10.08	2.19
30/04/2011 17:00	0.475	10.17	2.2
30/04/2011 18:00	0.514	10.09	2.19
30/04/2011 19:00	0.568	10.2	2.2
30/04/2011 20:00	0.619	10.15	2.19
30/04/2011 21:00	0.671	10.13	2.19
30/04/2011 22:00	0.706	10.13	2.19
30/04/2011 23:00	0.722	10.11	2.19
01/05/2011 00:00	0.708	10.16	2.19
01/05/2011 01:00	0.65	10.08	2.19

01/05/2011 02:00	0.582	10.13	2.19
01/05/2011 03:00	0.515	10.16	2.19
01/05/2011 04:00	0.46	10.07	2.19
01/05/2011 05:00	0.429	10.08	2.19
01/05/2011 06:00	0.439	10.02	2.19
01/05/2011 07:00	0.483	10.19	2.2
01/05/2011 08:00	0.533	10.03	2.19
01/05/2011 09:00	0.59	10.21	2.2
01/05/2011 10:00	0.648	10.15	2.2
01/05/2011 11:00	0.693	10.15	2.2
01/05/2011 12:00	0.706	10.17	2.2
01/05/2011 13:00	0.673	10.18	2.2
01/05/2011 14:00	0.614	10.16	2.2
01/05/2011 15:00	0.551	10.15	2.2
01/05/2011 16:00	0.494	10.05	2.19
01/05/2011 17:00	0.46	10.12	2.2
01/05/2011 18:00	0.481	10.07	2.19
01/05/2011 19:00	0.533	10.03	2.19
01/05/2011 20:00	0.584	10.1	2.19
01/05/2011 21:00	0.644	10.08	2.19
01/05/2011 22:00	0.7	10.11	2.19
01/05/2011 23:00	0.73	10.12	2.19
02/05/2011 00:00	0.736	10.12	2.19
02/05/2011 01:00	0.706	10.15	2.19
02/05/2011 02:00	0.636	10.04	2.19
02/05/2011 03:00	0.565	10.12	2.19
02/05/2011 04:00	0.494	10.15	2.19
02/05/2011 05:00	0.441	10.06	2.19
02/05/2011 06:00	0.43	10.17	2.2
02/05/2011 07:00	0.457	10.04	2.19
02/05/2011 08:00	0.504	10.13	2.19
02/05/2011 09:00	0.558	10.04	2.19
02/05/2011 10:00	0.619	10.16	2.2
02/05/2011 11:00	0.67	10.16	2.2
02/05/2011 12:00	0.698	10.2	2.2
02/05/2011 13:00	0.693	10.12	2.19
02/05/2011 14:00	0.639	10.14	2.19
02/05/2011 15:00	0.57	10.1	2.19
02/05/2011 16:00	0.507	10.12	2.19
02/05/2011 17:00	0.456	10.13	2.19
02/05/2011 18:00	0.445	10.15	2.19
02/05/2011 19:00	0.49	10.13	2.19
02/05/2011 20:00	0.548	10.18	2.2
02/05/2011 21:00	0.602	10.04	2.19
02/05/2011 22:00	0.662	10.25	2.2
02/05/2011 23:00	0.707	10.19	2.2
03/05/2011 00:00	0.72	10.04	2.19
03/05/2011 01:00	0.718	10.22	2.2
03/05/2011 02:00	0.667	10.19	2.2
03/05/2011 03:00	0.587	10.12	2.19
03/05/2011 04:00	0.51	10.05	2.19
03/05/2011 05:00	0.444	10.14	2.19
03/05/2011 06:00	0.405	10.19	2.2
03/05/2011 07:00	0.429	10.2	2.2
03/05/2011 08:00	0.481	10.23	2.2
03/05/2011 09:00	0.534	10.2	2.2
03/05/2011 10:00	0.593	10.23	2.2
03/05/2011 11:00	0.657	10.14	2.19
03/05/2011 12:00	0.689	10.16	2.19

03/05/2011 13:00	0.701	10.24	2.2
03/05/2011 14:00	0.669	10.2	2.2
03/05/2011 15:00	0.598	10.21	2.2
03/05/2011 16:00	0.521	10.17	2.2
03/05/2011 17:00	0.45	10.12	2.19
03/05/2011 18:00	0.408	10.11	2.19
03/05/2011 19:00	0.424	10.24	2.2
03/05/2011 20:00	0.482	10.2	2.2
03/05/2011 21:00	0.538	10.21	2.2
03/05/2011 22:00	0.604	10.2	2.2
03/05/2011 23:00	0.666	10.11	2.19
04/05/2011 00:00	0.705	10.17	2.19
04/05/2011 01:00	0.724	10.21	2.2
04/05/2011 02:00	0.703	10.19	2.2
04/05/2011 03:00	0.63	10.08	2.19
04/05/2011 04:00	0.553	10.05	2.19
04/05/2011 05:00	0.48	10.18	2.19
04/05/2011 06:00	0.424	10.24	2.2
04/05/2011 07:00	0.414	10.13	2.19
04/05/2011 08:00	0.454	10.23	2.2
04/05/2011 09:00	0.504	10.17	2.19
04/05/2011 10:00	0.562	10.06	2.19
04/05/2011 11:00	0.625	10.26	2.2
04/05/2011 12:00	0.682	10.24	2.2
04/05/2011 13:00	0.7	10.2	2.2
04/05/2011 14:00	0.696	10.1	2.19
04/05/2011 15:00	0.634	10.15	2.19
04/05/2011 16:00	0.558	10.2	2.2
04/05/2011 17:00	0.483	10.06	2.19
04/05/2011 18:00	0.414	10.15	2.19
04/05/2011 19:00	0.394	10.18	2.2
04/05/2011 20:00	0.427	10.17	2.2
04/05/2011 21:00	0.477	10.19	2.2
04/05/2011 22:00	0.532	10.21	2.2
04/05/2011 23:00	0.598	10.22	2.2
05/05/2011 00:00	0.654	10.09	2.19
05/05/2011 01:00	0.684	10.19	2.2
05/05/2011 02:00	0.691	10.16	2.2
05/05/2011 03:00	0.641	10.05	2.19
05/05/2011 04:00	0.564	10.05	2.19
05/05/2011 05:00	0.491	10.18	2.2
05/05/2011 06:00	0.419	10.16	2.2
05/05/2011 07:00	0.381	10.16	2.2
05/05/2011 08:00	0.401	10.2	2.2
05/05/2011 09:00	0.446	10.21	2.2
05/05/2011 10:00	0.495	10.23	2.2
05/05/2011 11:00	0.556	10.16	2.2
05/05/2011 12:00	0.619	10.25	2.2
05/05/2011 13:00	0.657	10.2	2.2
05/05/2011 14:00	0.67	10.11	2.19
05/05/2011 15:00	0.639	10.18	2.2
05/05/2011 16:00	0.567	10.16	2.2
05/05/2011 17:00	0.494	10.23	2.2
05/05/2011 18:00	0.421	10.06	2.19
05/05/2011 19:00	0.367	10.13	2.2
05/05/2011 20:00	0.369	10.21	2.2
05/05/2011 21:00	0.406	10.21	2.2
05/05/2011 22:00	0.461	10.19	2.2
05/05/2011 23:00	0.519	10.12	2.2

06/05/2011 00:00	0.587	10.14	2.2
06/05/2011 01:00	0.636	10.21	2.2
06/05/2011 02:00	0.665	10.23	2.2
06/05/2011 03:00	0.652	10.17	2.2
06/05/2011 04:00	0.587	10.1	2.2
06/05/2011 05:00	0.515	10.12	2.2
06/05/2011 06:00	0.447	10.22	2.2
06/05/2011 07:00	0.391	10.1	2.2
06/05/2011 08:00	0.373	10.13	2.2
06/05/2011 09:00	0.41	10.24	2.2
06/05/2011 10:00	0.462	10.15	2.2
06/05/2011 11:00	0.516	10.13	2.2
06/05/2011 12:00	0.581	10.08	2.2
06/05/2011 13:00	0.636	10.21	2.2
06/05/2011 14:00	0.658	10.12	2.2
06/05/2011 15:00	0.655	10.21	2.2
06/05/2011 16:00	0.602	10.19	2.2
06/05/2011 17:00	0.527	10.16	2.2
06/05/2011 18:00	0.452	10.09	2.2
06/05/2011 19:00	0.391	10.07	2.2
06/05/2011 20:00	0.358	10.2	2.2
06/05/2011 21:00	0.379	10.07	2.2
06/05/2011 22:00	0.426	10.12	2.2
06/05/2011 23:00	0.482	10.23	2.21
07/05/2011 00:00	0.546	10.24	2.21
07/05/2011 01:00	0.612	10.12	2.2
07/05/2011 02:00	0.655	10.29	2.21
07/05/2011 03:00	0.677	10.14	2.2
07/05/2011 04:00	0.636	10.22	2.21
07/05/2011 05:00	0.565	10.24	2.21
07/05/2011 06:00	0.496	10.25	2.21
07/05/2011 07:00	0.434	10.18	2.2
07/05/2011 08:00	0.396	10.23	2.21
07/05/2011 09:00	0.407	10.24	2.21
07/05/2011 10:00	0.457	10.23	2.21
07/05/2011 11:00	0.508	10.24	2.21
07/05/2011 12:00	0.573	10.26	2.21
07/05/2011 13:00	0.633	10.25	2.21
07/05/2011 14:00	0.666	10.1	2.2
07/05/2011 15:00	0.675	10.19	2.21
07/05/2011 16:00	0.654	10.2	2.21
07/05/2011 17:00	0.588	10.08	2.2
07/05/2011 18:00	0.517	10.17	2.21
07/05/2011 19:00	0.442	10.18	2.21
07/05/2011 20:00	0.382	10.1	2.2
07/05/2011 21:00	0.373	10.24	2.21
07/05/2011 22:00	0.408	10.15	2.21
07/05/2011 23:00	0.448	10.22	2.21
08/05/2011 00:00	0.508	10.27	2.22
08/05/2011 01:00	0.575	10.25	2.21
08/05/2011 02:00	0.637	10.23	2.21
08/05/2011 03:00	0.679	10.19	2.21
08/05/2011 04:00	0.679	10.08	2.2
08/05/2011 05:00	0.62	10.19	2.21
08/05/2011 06:00	0.549	10.18	2.21
08/05/2011 07:00	0.481	10.16	2.21
08/05/2011 08:00	0.425	10.22	2.21
08/05/2011 09:00	0.399	10.15	2.21
08/05/2011 10:00	0.412	10.2	2.22

08/05/2011 11:00	0.443	10.23	2.22
08/05/2011 12:00	0.494	10.26	2.22
08/05/2011 13:00	0.546	10.15	2.21
08/05/2011 14:00	0.593	10.29	2.22
08/05/2011 15:00	0.616	10.23	2.22
08/05/2011 16:00	0.621	10.14	2.21
08/05/2011 17:00	0.572	10.23	2.22
08/05/2011 18:00	0.505	10.12	2.21
08/05/2011 19:00	0.443	10.18	2.22
08/05/2011 20:00	0.377	10.2	2.22
08/05/2011 21:00	0.332	10.22	2.22
08/05/2011 22:00	0.328	10.25	2.22
08/05/2011 23:00	0.358	10.18	2.22
09/05/2011 00:00	0.404	10.21	2.22
09/05/2011 01:00	0.472	10.12	2.21
09/05/2011 02:00	0.535	10.25	2.22
09/05/2011 03:00	0.595	10.28	2.22
09/05/2011 04:00	0.635	10.25	2.22
09/05/2011 05:00	0.623	10.11	2.21
09/05/2011 06:00	0.569	10.15	2.22
09/05/2011 07:00	0.509	10.23	2.22
09/05/2011 08:00	0.451	10.2	2.22
09/05/2011 09:00	0.415	10.19	2.22
09/05/2011 10:00	0.415	10.28	2.23
09/05/2011 11:00	0.449	10.21	2.22
09/05/2011 12:00	0.495	10.3	2.23
09/05/2011 13:00	0.55	10.2	2.22
09/05/2011 14:00	0.613	10.17	2.22
09/05/2011 15:00	0.652	10.27	2.22
09/05/2011 16:00	0.667	10.2	2.22
09/05/2011 17:00	0.659	10.13	2.22
09/05/2011 18:00	0.614	10.25	2.22
09/05/2011 19:00	0.55	10.28	2.22
09/05/2011 20:00	0.479	10.22	2.22
09/05/2011 21:00	0.416	10.15	2.22
09/05/2011 22:00	0.375	10.24	2.22
09/05/2011 23:00	0.377	10.27	2.23
10/05/2011 00:00	0.41	10.25	2.23
10/05/2011 01:00	0.459	10.28	2.23
10/05/2011 02:00	0.518	10.2	2.22
10/05/2011 03:00	0.585	10.23	2.23
10/05/2011 04:00	0.636	10.29	2.23
10/05/2011 05:00	0.671	10.29	2.23
10/05/2011 06:00	0.654	10.24	2.23
10/05/2011 07:00	0.6	10.22	2.23
10/05/2011 08:00	0.53	10.22	2.23
10/05/2011 09:00	0.474	10.27	2.23
10/05/2011 10:00	0.437	10.29	2.23
10/05/2011 11:00	0.437	10.27	2.23
10/05/2011 12:00	0.458	10.13	2.22
10/05/2011 13:00	0.493	10.17	2.22
10/05/2011 14:00	0.538	10.29	2.24
10/05/2011 15:00	0.591	10.33	2.24
10/05/2011 16:00	0.624	10.28	2.23
10/05/2011 17:00	0.638	10.28	2.23
10/05/2011 18:00	0.627	10.25	2.23
10/05/2011 19:00	0.582	10.32	2.24
10/05/2011 20:00	0.517	10.14	2.23
10/05/2011 21:00	0.45	10.15	2.23

10/05/2011 22:00	0.39	10.23	2.23
10/05/2011 23:00	0.351	10.19	2.23
11/05/2011 00:00	0.346	10.19	2.23
11/05/2011 01:00	0.373	10.2	2.23
11/05/2011 02:00	0.418	10.23	2.24
11/05/2011 03:00	0.479	10.27	2.24
11/05/2011 04:00	0.548	10.32	2.24
11/05/2011 05:00	0.605	10.32	2.24
11/05/2011 06:00	0.641	10.25	2.24
11/05/2011 07:00	0.626	10.16	2.23
11/05/2011 08:00	0.584	10.27	2.24
11/05/2011 09:00	0.535	10.26	2.24
11/05/2011 10:00	0.486	10.19	2.24
11/05/2011 11:00	0.454	10.23	2.24
11/05/2011 12:00	0.462	10.22	2.24
11/05/2011 13:00	0.483	10.31	2.24
11/05/2011 14:00	0.519	10.3	2.24
11/05/2011 15:00	0.569	10.22	2.24
11/05/2011 16:00	0.623	10.29	2.24
11/05/2011 17:00	0.663	10.3	2.24
11/05/2011 18:00	0.67	10.19	2.24
11/05/2011 19:00	0.662	10.15	2.24
11/05/2011 20:00	0.62	10.18	2.24
11/05/2011 21:00	0.556	10.25	2.24
11/05/2011 22:00	0.487	10.19	2.24
11/05/2011 23:00	0.423	10.2	2.24
12/05/2011 00:00	0.38	10.26	2.24
12/05/2011 01:00	0.365	10.14	2.24
12/05/2011 02:00	0.382	10.23	2.24
12/05/2011 03:00	0.43	10.23	2.24
12/05/2011 04:00	0.485	10.25	2.24
12/05/2011 05:00	0.55	10.22	2.24
12/05/2011 06:00	0.607	10.23	2.24
12/05/2011 07:00	0.643	10.15	2.24
12/05/2011 08:00	0.633	10.17	2.24
12/05/2011 09:00	0.594	10.19	2.24
12/05/2011 10:00	0.545	10.16	2.24
12/05/2011 11:00	0.491	10.16	2.24
12/05/2011 12:00	0.452	10.26	2.24
12/05/2011 13:00	0.428	10.25	2.24
12/05/2011 14:00	0.444	10.29	2.25
12/05/2011 15:00	0.476	10.29	2.25
12/05/2011 16:00	0.53	10.31	2.25
12/05/2011 17:00	0.578	10.26	2.25
12/05/2011 18:00	0.621	10.23	2.24
12/05/2011 19:00	0.651	10.18	2.24
12/05/2011 20:00	0.646	10.19	2.24
12/05/2011 21:00	0.613	10.15	2.24
12/05/2011 22:00	0.547	10.15	2.24
12/05/2011 23:00	0.483	10.23	2.24
13/05/2011 00:00	0.413	10.19	2.24
13/05/2011 01:00	0.362	10.29	2.25
13/05/2011 02:00	0.349	10.29	2.25
13/05/2011 03:00	0.365	10.3	2.25
13/05/2011 04:00	0.412	10.16	2.24
13/05/2011 05:00	0.472	10.16	2.24
13/05/2011 06:00	0.54	10.2	2.24
13/05/2011 07:00	0.595	10.29	2.25
13/05/2011 08:00	0.636	10.15	2.24

13/05/2011 09:00	0.648	10.2	2.24
13/05/2011 10:00	0.616	10.18	2.24
13/05/2011 11:00	0.569	10.28	2.25
13/05/2011 12:00	0.515	10.32	2.25
13/05/2011 13:00	0.461	10.24	2.25
13/05/2011 14:00	0.429	10.25	2.25
13/05/2011 15:00	0.429	10.27	2.25
13/05/2011 16:00	0.464	10.2	2.25
13/05/2011 17:00	0.508	10.34	2.26
13/05/2011 18:00	0.569	10.31	2.25
13/05/2011 19:00	0.617	10.32	2.26
13/05/2011 20:00	0.64	10.32	2.26
13/05/2011 21:00	0.649	10.3	2.25
13/05/2011 22:00	0.615	10.2	2.25
13/05/2011 23:00	0.552	10.17	2.24
14/05/2011 00:00	0.483	10.23	2.25
14/05/2011 01:00	0.413	10.18	2.25
14/05/2011 02:00	0.356	10.3	2.25
14/05/2011 03:00	0.338	10.27	2.25
14/05/2011 04:00	0.362	10.3	2.25
14/05/2011 05:00	0.409	10.29	2.25
14/05/2011 06:00	0.468	10.18	2.25
14/05/2011 07:00	0.534	10.15	2.24
14/05/2011 08:00	0.588	10.22	2.25
14/05/2011 09:00	0.632	10.32	2.26
14/05/2011 10:00	0.646	10.2	2.25
14/05/2011 11:00	0.611	10.28	2.25
14/05/2011 12:00	0.563	10.3	2.26
14/05/2011 13:00	0.501	10.2	2.25
14/05/2011 14:00	0.45	10.2	2.25
14/05/2011 15:00	0.411	10.16	2.25
14/05/2011 16:00	0.436	10.32	2.26
14/05/2011 17:00	0.478	10.15	2.25
14/05/2011 18:00	0.535	10.21	2.25
14/05/2011 19:00	0.599	10.3	2.26
14/05/2011 20:00	0.656	10.3	2.26
14/05/2011 21:00	0.682	10.2	2.25
14/05/2011 22:00	0.682	10.25	2.25
14/05/2011 23:00	0.65	10.29	2.26
15/05/2011 00:00	0.578	10.33	2.26
15/05/2011 01:00	0.498	10.28	2.26
15/05/2011 02:00	0.422	10.25	2.25
15/05/2011 03:00	0.357	10.33	2.26
15/05/2011 04:00	0.336	10.3	2.26
15/05/2011 05:00	0.373	10.34	2.26
15/05/2011 06:00	0.429	10.17	2.25
15/05/2011 07:00	0.488	10.32	2.26
15/05/2011 08:00	0.55	10.33	2.26
15/05/2011 09:00	0.615	10.33	2.26
15/05/2011 10:00	0.652	10.35	2.26
15/05/2011 11:00	0.67	10.25	2.26
15/05/2011 12:00	0.632	10.24	2.26
15/05/2011 13:00	0.563	10.31	2.26
15/05/2011 14:00	0.496	10.27	2.26
15/05/2011 15:00	0.429	10.32	2.26
15/05/2011 16:00	0.387	10.19	2.25
15/05/2011 17:00	0.413	10.2	2.25
15/05/2011 18:00	0.465	10.2	2.25
15/05/2011 19:00	0.528	10.17	2.25

15/05/2011 20:00	0.593	10.22	2.26
15/05/2011 21:00	0.645	10.22	2.26
15/05/2011 22:00	0.671	10.19	2.25
15/05/2011 23:00	0.669	10.28	2.26
16/05/2011 00:00	0.63	10.29	2.26
16/05/2011 01:00	0.552	10.18	2.25
16/05/2011 02:00	0.467	10.2	2.25
16/05/2011 03:00	0.383	10.18	2.25
16/05/2011 04:00	0.32	10.21	2.26
16/05/2011 05:00	0.309	10.18	2.25
16/05/2011 06:00	0.351	10.29	2.26
16/05/2011 07:00	0.406	10.25	2.26
16/05/2011 08:00	0.47	10.19	2.26
16/05/2011 09:00	0.543	10.2	2.26
16/05/2011 10:00	0.608	10.25	2.26
16/05/2011 11:00	0.64	10.28	2.26
16/05/2011 12:00	0.639	10.23	2.26
16/05/2011 13:00	0.588	10.18	2.26
16/05/2011 14:00	0.511	10.23	2.26
16/05/2011 15:00	0.438	10.31	2.26
16/05/2011 16:00	0.372	10.28	2.26
16/05/2011 17:00	0.354	10.19	2.26
16/05/2011 18:00	0.395	10.33	2.26
16/05/2011 19:00	0.459	10.19	2.26
16/05/2011 20:00	0.528	10.21	2.26
16/05/2011 21:00	0.605	10.22	2.26
16/05/2011 22:00	0.667	10.22	2.26
16/05/2011 23:00	0.691	10.2	2.26
17/05/2011 00:00	0.699	10.21	2.26
17/05/2011 01:00	0.656	10.33	2.26
17/05/2011 02:00	0.571	10.31	2.26
17/05/2011 03:00	0.485	10.36	2.27
17/05/2011 04:00	0.408	10.21	2.26
17/05/2011 05:00	0.348	10.31	2.26
17/05/2011 06:00	0.352	10.24	2.26
17/05/2011 07:00	0.408	10.19	2.26
17/05/2011 08:00	0.471	10.21	2.26
17/05/2011 09:00	0.538	10.22	2.26
17/05/2011 10:00	0.617	10.33	2.27
17/05/2011 11:00	0.671	10.26	2.26
17/05/2011 12:00	0.692	10.23	2.26
17/05/2011 13:00	0.684	10.27	2.26
17/05/2011 14:00	0.617	10.33	2.27
17/05/2011 15:00	0.533	10.31	2.26
17/05/2011 16:00	0.454	10.33	2.27
17/05/2011 17:00	0.386	10.33	2.27
17/05/2011 18:00	0.366	10.32	2.27
17/05/2011 19:00	0.406	10.34	2.27
17/05/2011 20:00	0.471	10.28	2.26
17/05/2011 21:00	0.54	10.24	2.26
17/05/2011 22:00	0.619	10.21	2.26
17/05/2011 23:00	0.681	10.35	2.27
18/05/2011 00:00	0.7	10.32	2.27
18/05/2011 01:00	0.699	10.28	2.26
18/05/2011 02:00	0.644	10.19	2.26
18/05/2011 03:00	0.554	10.22	2.26
18/05/2011 04:00	0.468	10.2	2.26
18/05/2011 05:00	0.386	10.35	2.27
18/05/2011 06:00	0.329	10.31	2.27

18/05/2011 07:00	0.344	10.34	2.27
18/05/2011 08:00	0.398	10.22	2.26
18/05/2011 09:00	0.458	10.28	2.26
18/05/2011 10:00	0.528	10.25	2.26
18/05/2011 11:00	0.603	10.32	2.27
18/05/2011 12:00	0.645	10.25	2.26
18/05/2011 13:00	0.655	10.23	2.26
18/05/2011 14:00	0.629	10.26	2.26
18/05/2011 15:00	0.547	10.2	2.26
18/05/2011 16:00	0.468	10.24	2.26
18/05/2011 17:00	0.389	10.31	2.27
18/05/2011 18:00	0.335	10.24	2.26
18/05/2011 19:00	0.339	10.33	2.27
18/05/2011 20:00	0.406	10.33	2.27
18/05/2011 21:00	0.472	10.3	2.27
18/05/2011 22:00	0.55	10.23	2.26
18/05/2011 23:00	0.636	10.3	2.27
19/05/2011 00:00	0.698	10.22	2.26
19/05/2011 01:00	0.724	10.24	2.26
19/05/2011 02:00	0.726	10.28	2.27
19/05/2011 03:00	0.663	10.29	2.27
19/05/2011 04:00	0.578	10.36	2.27
19/05/2011 05:00	0.493	10.36	2.27
19/05/2011 06:00	0.423	10.36	2.27
19/05/2011 07:00	0.382	10.37	2.27
19/05/2011 08:00	0.417	10.34	2.27
19/05/2011 09:00	0.485	10.24	2.26
19/05/2011 10:00	0.551	10.37	2.27
19/05/2011 11:00	0.628	10.3	2.27
19/05/2011 12:00	0.701	10.25	2.27
19/05/2011 13:00	0.729	10.29	2.27
19/05/2011 14:00	0.727	10.24	2.26
19/05/2011 15:00	0.684	10.26	2.27
19/05/2011 16:00	0.602	10.35	2.27
19/05/2011 17:00	0.514	10.31	2.27
19/05/2011 18:00	0.431	10.26	2.27
19/05/2011 19:00	0.384	10.21	2.26
19/05/2011 20:00	0.391	10.25	2.27
19/05/2011 21:00	0.449	10.3	2.27
19/05/2011 22:00	0.511	10.31	2.27
19/05/2011 23:00	0.581	10.27	2.27
20/05/2011 00:00	0.654	10.31	2.27
20/05/2011 01:00	0.697	10.26	2.27
20/05/2011 02:00	0.72	10.25	2.27
20/05/2011 03:00	0.699	10.32	2.27
20/05/2011 04:00	0.624	10.34	2.27
20/05/2011 05:00	0.542	10.34	2.27
20/05/2011 06:00	0.459	10.37	2.27
20/05/2011 07:00	0.386	10.32	2.27
20/05/2011 08:00	0.355	10.24	2.26
20/05/2011 09:00	0.39	10.32	2.27
20/05/2011 10:00	0.445	10.29	2.27
20/05/2011 11:00	0.503	10.23	2.26
20/05/2011 12:00	0.573	10.25	2.27
20/05/2011 13:00	0.634	10.36	2.27
20/05/2011 14:00	0.65	10.37	2.27
20/05/2011 15:00	0.649	10.26	2.27
20/05/2011 16:00	0.593	10.24	2.27
20/05/2011 17:00	0.516	10.26	2.27

20/05/2011 18:00	0.435	10.31	2.27
20/05/2011 19:00	0.364	10.25	2.27
20/05/2011 20:00	0.328	10.28	2.27
20/05/2011 21:00	0.356	10.27	2.27
20/05/2011 22:00	0.414	10.38	2.28
20/05/2011 23:00	0.476	10.31	2.27
21/05/2011 00:00	0.551	10.28	2.27
21/05/2011 01:00	0.627	10.28	2.27
21/05/2011 02:00	0.677	10.35	2.27
21/05/2011 03:00	0.709	10.26	2.27
21/05/2011 04:00	0.682	10.35	2.27
21/05/2011 05:00	0.612	10.27	2.27
21/05/2011 06:00	0.536	10.35	2.27
21/05/2011 07:00	0.463	10.34	2.27
21/05/2011 08:00	0.402	10.27	2.27
21/05/2011 09:00	0.406	10.36	2.28
21/05/2011 10:00	0.457	10.27	2.27
21/05/2011 11:00	0.511	10.36	2.28
21/05/2011 12:00	0.573	10.26	2.27
21/05/2011 13:00	0.637	10.28	2.27
21/05/2011 14:00	0.671	10.28	2.27
21/05/2011 15:00	0.675	10.39	2.28
21/05/2011 16:00	0.656	10.36	2.28
21/05/2011 17:00	0.587	10.29	2.27
21/05/2011 18:00	0.506	10.28	2.27
21/05/2011 19:00	0.434	10.29	2.27
21/05/2011 20:00	0.367	10.3	2.27
21/05/2011 21:00	0.337	10.37	2.28
21/05/2011 22:00	0.359	10.31	2.27
21/05/2011 23:00	0.406	10.39	2.28
22/05/2011 00:00	0.462	10.4	2.28
22/05/2011 01:00	0.526	10.32	2.27
22/05/2011 02:00	0.59	10.34	2.28
22/05/2011 03:00	0.637	10.38	2.28
22/05/2011 04:00	0.654	10.27	2.27
22/05/2011 05:00	0.607	10.27	2.27
22/05/2011 06:00	0.537	10.27	2.27
22/05/2011 07:00	0.468	10.25	2.27
22/05/2011 08:00	0.408	10.3	2.27
22/05/2011 09:00	0.365	10.27	2.27
22/05/2011 10:00	0.371	10.29	2.27
22/05/2011 11:00	0.421	10.32	2.28
22/05/2011 12:00	0.47	10.29	2.27
22/05/2011 13:00	0.534	10.28	2.27
22/05/2011 14:00	0.59	10.28	2.27
22/05/2011 15:00	0.626	10.3	2.28
22/05/2011 16:00	0.629	10.31	2.28
22/05/2011 17:00	0.588	10.3	2.28
22/05/2011 18:00	0.517	10.32	2.28
22/05/2011 19:00	0.456	10.28	2.27
22/05/2011 20:00	0.388	10.31	2.28
22/05/2011 21:00	0.347	10.29	2.28
22/05/2011 22:00	0.333	10.26	2.27
22/05/2011 23:00	0.361	10.39	2.28
23/05/2011 00:00	0.415	10.27	2.28
23/05/2011 01:00	0.479	10.27	2.28
23/05/2011 02:00	0.554	10.37	2.28
23/05/2011 03:00	0.623	10.31	2.28
23/05/2011 04:00	0.665	10.3	2.28

23/05/2011 05:00	0.676	10.26	2.28
23/05/2011 06:00	0.634	10.37	2.28
23/05/2011 07:00	0.573	10.29	2.28
23/05/2011 08:00	0.503	10.27	2.28
23/05/2011 09:00	0.455	10.26	2.28
23/05/2011 10:00	0.429	10.27	2.28
23/05/2011 11:00	0.443	10.3	2.28
23/05/2011 12:00	0.48	10.39	2.28
23/05/2011 13:00	0.522	10.31	2.28
23/05/2011 14:00	0.557	10.35	2.28
23/05/2011 15:00	0.585	10.29	2.28
23/05/2011 16:00	0.588	10.38	2.28
23/05/2011 17:00	0.562	10.3	2.28
23/05/2011 18:00	0.501	10.38	2.28
23/05/2011 19:00	0.434	10.36	2.28
23/05/2011 20:00	0.367	10.36	2.28
23/05/2011 21:00	0.304	10.31	2.28
23/05/2011 22:00	0.257	10.31	2.28
23/05/2011 23:00	0.234	10.32	2.28
24/05/2011 00:00	0.238	10.35	2.28
24/05/2011 01:00	0.274	10.32	2.28
24/05/2011 02:00	0.322	10.31	2.28
24/05/2011 03:00	0.382	10.36	2.28
24/05/2011 04:00	0.453	10.28	2.28
24/05/2011 05:00	0.516	10.3	2.28
24/05/2011 06:00	0.535	10.34	2.28
24/05/2011 07:00	0.514	10.33	2.28
24/05/2011 08:00	0.48	10.38	2.29
24/05/2011 09:00	0.464	10.31	2.28
24/05/2011 10:00	0.467	10.31	2.28
24/05/2011 11:00	0.496	10.41	2.29
24/05/2011 12:00	0.552	10.33	2.28
24/05/2011 13:00	0.6	10.3	2.28
24/05/2011 14:00	0.655	10.32	2.28
24/05/2011 15:00	0.716	10.34	2.29
24/05/2011 16:00	0.748	10.36	2.29
24/05/2011 17:00	0.757	10.36	2.29
24/05/2011 18:00	0.737	10.31	2.29
24/05/2011 19:00	0.702	10.3	2.28
24/05/2011 20:00	0.634	10.34	2.29
24/05/2011 21:00	0.557	10.32	2.29
24/05/2011 22:00	0.486	10.31	2.29
24/05/2011 23:00	0.428	10.28	2.28
25/05/2011 00:00	0.402	10.3	2.29
25/05/2011 01:00	0.405	10.27	2.28
25/05/2011 02:00	0.432	10.31	2.29
25/05/2011 03:00	0.483	10.33	2.29
25/05/2011 04:00	0.537	10.33	2.29
25/05/2011 05:00	0.589	10.33	2.29
25/05/2011 06:00	0.628	10.32	2.29
25/05/2011 07:00	0.625	10.32	2.29
25/05/2011 08:00	0.582	10.34	2.29
25/05/2011 09:00	0.534	10.31	2.29
25/05/2011 10:00	0.487	10.36	2.29
25/05/2011 11:00	0.444	10.3	2.29
25/05/2011 12:00	0.431	10.33	2.29
25/05/2011 13:00	0.441	10.32	2.29
25/05/2011 14:00	0.471	10.41	2.3
25/05/2011 15:00	0.511	10.33	2.29

25/05/2011 16:00	0.558	10.3	2.29
25/05/2011 17:00	0.594	10.31	2.29
25/05/2011 18:00	0.611	10.32	2.29
25/05/2011 19:00	0.608	10.33	2.29
25/05/2011 20:00	0.565	10.3	2.29
25/05/2011 21:00	0.503	10.38	2.29
25/05/2011 22:00	0.438	10.33	2.29
25/05/2011 23:00	0.376	10.33	2.29
26/05/2011 00:00	0.333	10.35	2.29
26/05/2011 01:00	0.316	10.3	2.29
26/05/2011 02:00	0.323	10.36	2.29
26/05/2011 03:00	0.359	10.32	2.29
26/05/2011 04:00	0.415	10.38	2.3
26/05/2011 05:00	0.474	10.32	2.29
26/05/2011 06:00	0.537	10.35	2.29
26/05/2011 07:00	0.591	10.32	2.29
26/05/2011 08:00	0.603	10.39	2.3
26/05/2011 09:00	0.564	10.32	2.29
26/05/2011 10:00	0.523	10.45	2.3
26/05/2011 11:00	0.487	10.35	2.29
26/05/2011 12:00	0.457	10.35	2.3
26/05/2011 13:00	0.448	10.38	2.3
26/05/2011 14:00	0.466	10.34	2.29
26/05/2011 15:00	0.493	10.34	2.3
26/05/2011 16:00	0.549	10.38	2.3
26/05/2011 17:00	0.598	10.54	2.33
26/05/2011 18:00	0.632	10.34	2.32
26/05/2011 19:00	0.658	10.33	2.32
26/05/2011 20:00	0.656	10.36	2.32
26/05/2011 21:00	0.614	10.34	2.32
26/05/2011 22:00	0.559	10.32	2.32
26/05/2011 23:00	0.504	10.34	2.32
27/05/2011 00:00	0.448	10.32	2.32
27/05/2011 01:00	0.414	10.32	2.32
27/05/2011 02:00	0.399	10.31	2.32
27/05/2011 03:00	0.419	10.32	2.32
27/05/2011 04:00	0.472	10.31	2.32
27/05/2011 05:00	0.524	10.35	2.32
27/05/2011 06:00	0.58	10.32	2.32
27/05/2011 07:00	0.631	10.36	2.33
27/05/2011 08:00	0.665	10.34	2.33
27/05/2011 09:00	0.675	10.31	2.32
27/05/2011 10:00	0.647	10.32	2.32
27/05/2011 11:00	0.604	10.35	2.33
27/05/2011 12:00	0.553	10.31	2.32
27/05/2011 13:00	0.506	10.31	2.33
27/05/2011 14:00	0.475	10.35	2.33
27/05/2011 15:00	0.467	10.31	2.33
27/05/2011 16:00	0.491	10.32	2.33
27/05/2011 17:00	0.531	10.31	2.33
27/05/2011 18:00	0.568	10.33	2.33
27/05/2011 19:00	0.601	10.34	2.33
27/05/2011 20:00	0.624	10.43	2.34
27/05/2011 21:00	0.616	10.32	2.33
27/05/2011 22:00	0.579	10.31	2.33
27/05/2011 23:00	0.521	10.32	2.33
28/05/2011 00:00	0.457	10.33	2.33
28/05/2011 01:00	0.397	10.33	2.33
28/05/2011 02:00	0.352	10.31	2.33

28/05/2011 03:00	0.332	10.36	2.33
28/05/2011 04:00	0.334	10.35	2.33
28/05/2011 05:00	0.364	10.35	2.33
28/05/2011 06:00	0.411	10.36	2.33
28/05/2011 07:00	0.462	10.33	2.33
28/05/2011 08:00	0.514	10.35	2.33
28/05/2011 09:00	0.558	10.32	2.33
28/05/2011 10:00	0.561	10.34	2.33
28/05/2011 11:00	0.522	10.32	2.33
28/05/2011 12:00	0.479	10.33	2.33
28/05/2011 13:00	0.438	10.37	2.34
28/05/2011 14:00	0.406	10.32	2.33
28/05/2011 15:00	0.399	10.33	2.33
28/05/2011 16:00	0.422	10.32	2.33
28/05/2011 17:00	0.456	10.32	2.34
28/05/2011 18:00	0.503	10.36	2.34
28/05/2011 19:00	0.565	10.34	2.34
28/05/2011 20:00	0.619	10.33	2.34
28/05/2011 21:00	0.656	10.36	2.34
28/05/2011 22:00	0.663	10.34	2.34
28/05/2011 23:00	0.628	10.33	2.34
29/05/2011 00:00	0.575	10.33	2.34
29/05/2011 01:00	0.521	10.34	2.34
29/05/2011 02:00	0.463	10.36	2.34
29/05/2011 03:00	0.422	10.35	2.34
29/05/2011 04:00	0.407	10.32	2.34
29/05/2011 05:00	0.428	10.38	2.34
29/05/2011 06:00	0.459	10.35	2.34
29/05/2011 07:00	0.512	10.35	2.34
29/05/2011 08:00	0.564	10.35	2.34
29/05/2011 09:00	0.609	10.36	2.34
29/05/2011 10:00	0.641	10.35	2.34
29/05/2011 11:00	0.632	10.36	2.34
29/05/2011 12:00	0.591	10.38	2.34
29/05/2011 13:00	0.532	10.38	2.34
29/05/2011 14:00	0.478	10.35	2.34
29/05/2011 15:00	0.422	10.34	2.34
29/05/2011 16:00	0.407	10.38	2.34
29/05/2011 17:00	0.415	10.36	2.34
29/05/2011 18:00	0.45	10.37	2.34
29/05/2011 19:00	0.499	10.38	2.34
29/05/2011 20:00	0.551	10.35	2.34
29/05/2011 21:00	0.602	10.36	2.34
29/05/2011 22:00	0.629	10.35	2.34
29/05/2011 23:00	0.629	10.36	2.34
30/05/2011 00:00	0.584	10.38	2.34
30/05/2011 01:00	0.523	10.33	2.34
30/05/2011 02:00	0.462	10.36	2.34
30/05/2011 03:00	0.418	10.34	2.34
30/05/2011 04:00	0.386	10.34	2.34
30/05/2011 05:00	0.388	10.36	2.34
30/05/2011 06:00	0.427	10.35	2.34
30/05/2011 07:00	0.478	10.35	2.34
30/05/2011 08:00	0.54	10.35	2.35
30/05/2011 09:00	0.598	10.35	2.34
30/05/2011 10:00	0.647	10.36	2.35
30/05/2011 11:00	0.668	10.39	2.35
30/05/2011 12:00	0.654	10.37	2.35
30/05/2011 13:00	0.599	10.36	2.35

30/05/2011 14:00	0.538	10.38	2.35
30/05/2011 15:00	0.477	10.36	2.35
30/05/2011 16:00	0.432	10.37	2.35
30/05/2011 17:00	0.426	10.35	2.35
30/05/2011 18:00	0.46	10.36	2.35
30/05/2011 19:00	0.498	10.36	2.35
30/05/2011 20:00	0.555	10.39	2.35
30/05/2011 21:00	0.612	10.37	2.35
30/05/2011 22:00	0.658	10.39	2.35
30/05/2011 23:00	0.679	10.36	2.35
31/05/2011 00:00	0.671	10.35	2.35
31/05/2011 01:00	0.615	10.37	2.35
31/05/2011 02:00	0.547	10.37	2.35
31/05/2011 03:00	0.48	10.37	2.35
31/05/2011 04:00	0.425	10.36	2.35
31/05/2011 05:00	0.396	10.36	2.35
31/05/2011 06:00	0.411	10.35	2.35
31/05/2011 07:00	0.454	10.36	2.35
31/05/2011 08:00	0.505	10.43	2.35
31/05/2011 09:00	0.567	10.38	2.35
31/05/2011 10:00	0.621	10.39	2.35
31/05/2011 11:00	0.66	10.4	2.35
31/05/2011 12:00	0.671	10.36	2.35
31/05/2011 13:00	0.641	10.38	2.35
31/05/2011 14:00	0.583	10.38	2.35
31/05/2011 15:00	0.525	10.36	2.35
31/05/2011 16:00	0.459	10.4	2.35
31/05/2011 17:00	0.415	10.36	2.35
31/05/2011 18:00	0.424	10.37	2.35
31/05/2011 19:00	0.461	10.39	2.35
31/05/2011 20:00	0.506	10.38	2.35
31/05/2011 21:00	0.56	10.39	2.35
31/05/2011 22:00	0.615	10.38	2.35
31/05/2011 23:00	0.646	10.4	2.35
01/06/2011 00:00	0.658	10.38	2.35
01/06/2011 01:00	0.623	10.41	2.35
01/06/2011 02:00	0.553	10.4	2.35
01/06/2011 03:00	0.486	10.37	2.35
01/06/2011 04:00	0.418	10.37	2.35
01/06/2011 05:00	0.36	10.36	2.35
01/06/2011 06:00	0.348	10.4	2.35
01/06/2011 07:00	0.373	10.4	2.35
01/06/2011 08:00	0.416	10.39	2.35
01/06/2011 09:00	0.473	10.38	2.35
01/06/2011 10:00	0.536	10.39	2.35
01/06/2011 11:00	0.588	10.39	2.35
01/06/2011 12:00	0.614	10.38	2.35
01/06/2011 13:00	0.605	10.39	2.35
01/06/2011 14:00	0.547	10.4	2.35
01/06/2011 15:00	0.473	10.38	2.35
01/06/2011 16:00	0.4	10.41	2.36
01/06/2011 17:00	0.337	10.38	2.35
01/06/2011 18:00	0.309	10.37	2.35
01/06/2011 19:00	0.34	10.38	2.35
01/06/2011 20:00	0.39	10.38	2.35
01/06/2011 21:00	0.441	10.4	2.36
01/06/2011 22:00	0.512	10.41	2.36
01/06/2011 23:00	0.573	10.39	2.36
02/06/2011 00:00	0.618	10.41	2.36

02/06/2011 01:00	0.638	10.41	2.36
02/06/2011 02:00	0.598	10.4	2.36
02/06/2011 03:00	0.523	10.39	2.36
02/06/2011 04:00	0.462	10.38	2.36
02/06/2011 05:00	0.408	10.39	2.36
02/06/2011 06:00	0.373	10.38	2.36
02/06/2011 07:00	0.393	10.41	2.36
02/06/2011 08:00	0.435	10.4	2.36
02/06/2011 09:00	0.488	10.41	2.36
02/06/2011 10:00	0.559	10.43	2.36
02/06/2011 11:00	0.615	10.41	2.36
02/06/2011 12:00	0.648	10.42	2.36
02/06/2011 13:00	0.655	10.44	2.36
02/06/2011 14:00	0.626	10.39	2.36
02/06/2011 15:00	0.555	10.41	2.36
02/06/2011 16:00	0.478	10.4	2.36
02/06/2011 17:00	0.4	10.39	2.36
02/06/2011 18:00	0.35	10.4	2.36
02/06/2011 19:00	0.343	10.4	2.36
02/06/2011 20:00	0.387	10.41	2.36
02/06/2011 21:00	0.44	10.41	2.36
02/06/2011 22:00	0.501	10.4	2.36
02/06/2011 23:00	0.57	10.4	2.36
03/06/2011 00:00	0.62	10.42	2.36
03/06/2011 01:00	0.648	10.41	2.36
03/06/2011 02:00	0.642	10.41	2.36
03/06/2011 03:00	0.582	10.43	2.36
03/06/2011 04:00	0.51	10.41	2.36
03/06/2011 05:00	0.441	10.41	2.36
03/06/2011 06:00	0.38	10.41	2.36
03/06/2011 07:00	0.359	10.39	2.36
03/06/2011 08:00	0.396	10.41	2.36
03/06/2011 09:00	0.451	10.42	2.36
03/06/2011 10:00	0.505	10.44	2.36
03/06/2011 11:00	0.567	10.41	2.36
03/06/2011 12:00	0.613	10.43	2.36
03/06/2011 13:00	0.628	10.41	2.36
03/06/2011 14:00	0.632	10.43	2.36
03/06/2011 15:00	0.581	10.41	2.36
03/06/2011 16:00	0.509	10.45	2.37
03/06/2011 17:00	0.432	10.42	2.36
03/06/2011 18:00	0.361	10.42	2.36
03/06/2011 19:00	0.321	10.42	2.36
03/06/2011 20:00	0.337	10.44	2.37
03/06/2011 21:00	0.389	10.43	2.36
03/06/2011 22:00	0.445	10.4	2.36
03/06/2011 23:00	0.511	10.43	2.37
04/06/2011 00:00	0.573	10.42	2.36
04/06/2011 01:00	0.623	10.42	2.37
04/06/2011 02:00	0.647	10.43	2.37
04/06/2011 03:00	0.622	10.42	2.37
04/06/2011 04:00	0.558	10.4	2.36
04/06/2011 05:00	0.487	10.49	2.37
04/06/2011 06:00	0.42	10.43	2.37
04/06/2011 07:00	0.372	10.43	2.37
04/06/2011 08:00	0.392	10.42	2.37
04/06/2011 09:00	0.444	10.43	2.37
04/06/2011 10:00	0.499	10.42	2.37
04/06/2011 11:00	0.567	10.42	2.37

04/06/2011 12:00	0.64	10.43	2.37
04/06/2011 13:00	0.686	10.46	2.37
04/06/2011 14:00	0.702	10.43	2.37
04/06/2011 15:00	0.691	10.42	2.37
04/06/2011 16:00	0.634	10.45	2.37
04/06/2011 17:00	0.553	10.42	2.37
04/06/2011 18:00	0.478	10.42	2.37
04/06/2011 19:00	0.416	10.41	2.37
04/06/2011 20:00	0.388	10.44	2.37
04/06/2011 21:00	0.421	10.41	2.37
04/06/2011 22:00	0.472	10.47	2.37
04/06/2011 23:00	0.534	10.43	2.37
05/06/2011 00:00	0.598	10.42	2.37
05/06/2011 01:00	0.654	10.43	2.37
05/06/2011 02:00	0.69	10.46	2.37
05/06/2011 03:00	0.707	10.43	2.37
05/06/2011 04:00	0.659	10.45	2.37
05/06/2011 05:00	0.59	10.44	2.37
05/06/2011 06:00	0.516	10.43	2.37
05/06/2011 07:00	0.452	10.44	2.37
05/06/2011 08:00	0.416	10.45	2.37
05/06/2011 09:00	0.449	10.48	2.38
05/06/2011 10:00	0.506	10.45	2.37
05/06/2011 11:00	0.56	10.45	2.37
05/06/2011 12:00	0.624	10.46	2.37
05/06/2011 13:00	0.68	10.44	2.37
05/06/2011 14:00	0.703	10.43	2.37
05/06/2011 15:00	0.701	10.44	2.37
05/06/2011 16:00	0.672	10.46	2.37
05/06/2011 17:00	0.602	10.45	2.37
05/06/2011 18:00	0.522	10.43	2.37
05/06/2011 19:00	0.445	10.43	2.37
05/06/2011 20:00	0.391	10.45	2.37
05/06/2011 21:00	0.385	10.43	2.37
05/06/2011 22:00	0.426	10.45	2.37
05/06/2011 23:00	0.479	10.44	2.37
06/06/2011 00:00	0.541	10.44	2.37
06/06/2011 01:00	0.612	10.44	2.37
06/06/2011 02:00	0.667	10.46	2.37
06/06/2011 03:00	0.711	10.44	2.37
06/06/2011 04:00	0.699	10.45	2.37
06/06/2011 05:00	0.642	10.44	2.37
06/06/2011 06:00	0.572	10.46	2.37
06/06/2011 07:00	0.502	10.45	2.37
06/06/2011 08:00	0.451	10.43	2.37
06/06/2011 09:00	0.442	10.44	2.37
06/06/2011 10:00	0.479	10.45	2.37
06/06/2011 11:00	0.53	10.44	2.37
06/06/2011 12:00	0.59	10.45	2.37
06/06/2011 13:00	0.65	10.46	2.37
06/06/2011 14:00	0.703	10.47	2.38
06/06/2011 15:00	0.715	10.46	2.37
06/06/2011 16:00	0.71	10.47	2.37
06/06/2011 17:00	0.654	10.45	2.37
06/06/2011 18:00	0.575	10.46	2.37
06/06/2011 19:00	0.501	10.46	2.37
06/06/2011 20:00	0.431	10.47	2.37
06/06/2011 21:00	0.389	10.45	2.37
06/06/2011 22:00	0.393	10.44	2.37

06/06/2011 23:00	0.432	10.47	2.38
07/06/2011 00:00	0.488	10.44	2.37
07/06/2011 01:00	0.554	10.47	2.38
07/06/2011 02:00	0.626	10.46	2.38
07/06/2011 03:00	0.684	10.47	2.38
07/06/2011 04:00	0.715	10.46	2.37
07/06/2011 05:00	0.69	10.45	2.37
07/06/2011 06:00	0.626	10.45	2.37
07/06/2011 07:00	0.56	10.45	2.37
07/06/2011 08:00	0.501	10.46	2.38
07/06/2011 09:00	0.447	10.48	2.38
07/06/2011 10:00	0.444	10.45	2.37
07/06/2011 11:00	0.483	10.47	2.38
07/06/2011 12:00	0.532	10.45	2.38
07/06/2011 13:00	0.587	10.44	2.37
07/06/2011 14:00	0.65	10.46	2.38
07/06/2011 15:00	0.683	10.47	2.38
07/06/2011 16:00	0.696	10.47	2.38
07/06/2011 17:00	0.675	10.47	2.38
07/06/2011 18:00	0.613	10.46	2.38
07/06/2011 19:00	0.539	10.48	2.38
07/06/2011 20:00	0.469	10.46	2.38
07/06/2011 21:00	0.402	10.47	2.38
07/06/2011 22:00	0.366	10.45	2.37
07/06/2011 23:00	0.373	10.47	2.38
08/06/2011 00:00	0.411	10.48	2.38
08/06/2011 01:00	0.468	10.46	2.38
08/06/2011 02:00	0.534	10.47	2.38
08/06/2011 03:00	0.596	10.48	2.38
08/06/2011 04:00	0.658	10.49	2.38
08/06/2011 05:00	0.686	10.47	2.38
08/06/2011 06:00	0.648	10.46	2.38
08/06/2011 07:00	0.579	10.46	2.38
08/06/2011 08:00	0.513	10.47	2.38
08/06/2011 09:00	0.453	10.48	2.38
08/06/2011 10:00	0.418	10.46	2.38
08/06/2011 11:00	0.426	10.47	2.38
08/06/2011 12:00	0.466	10.48	2.38
08/06/2011 13:00	0.523	10.48	2.38
08/06/2011 14:00	0.572	10.47	2.38
08/06/2011 15:00	0.628	10.49	2.38
08/06/2011 16:00	0.659	10.48	2.38
08/06/2011 17:00	0.668	10.49	2.38
08/06/2011 18:00	0.637	10.49	2.38
08/06/2011 19:00	0.568	10.47	2.38
08/06/2011 20:00	0.496	10.47	2.38
08/06/2011 21:00	0.425	10.49	2.38
08/06/2011 22:00	0.361	10.46	2.38
08/06/2011 23:00	0.327	10.46	2.38
09/06/2011 00:00	0.336	10.49	2.38
09/06/2011 01:00	0.373	10.46	2.38
09/06/2011 02:00	0.431	10.49	2.38
09/06/2011 03:00	0.499	10.48	2.38
09/06/2011 04:00	0.568	10.47	2.38
09/06/2011 05:00	0.63	10.47	2.38
09/06/2011 06:00	0.646	10.5	2.38
09/06/2011 07:00	0.609	10.47	2.38
09/06/2011 08:00	0.545	10.5	2.38
09/06/2011 09:00	0.495	10.49	2.38

09/06/2011 10:00	0.444	10.47	2.38
09/06/2011 11:00	0.412	10.48	2.38
09/06/2011 12:00	0.417	10.47	2.38
09/06/2011 13:00	0.459	10.47	2.38
09/06/2011 14:00	0.508	10.49	2.38
09/06/2011 15:00	0.564	10.48	2.38
09/06/2011 16:00	0.616	10.51	2.38
09/06/2011 17:00	0.65	10.5	2.38
09/06/2011 18:00	0.653	10.51	2.38
09/06/2011 19:00	0.628	10.5	2.38
09/06/2011 20:00	0.565	10.49	2.38
09/06/2011 21:00	0.496	10.48	2.38
09/06/2011 22:00	0.426	10.48	2.38
09/06/2011 23:00	0.364	10.47	2.38
10/06/2011 00:00	0.334	10.48	2.38
10/06/2011 01:00	0.338	10.49	2.38
10/06/2011 02:00	0.377	10.49	2.38
10/06/2011 03:00	0.439	10.49	2.38
10/06/2011 04:00	0.501	10.48	2.38
10/06/2011 05:00	0.567	10.49	2.38
10/06/2011 06:00	0.626	10.49	2.39
10/06/2011 07:00	0.649	10.48	2.38
10/06/2011 08:00	0.615	10.48	2.38
10/06/2011 09:00	0.567	10.49	2.39
10/06/2011 10:00	0.513	10.48	2.39
10/06/2011 11:00	0.464	10.48	2.39
10/06/2011 12:00	0.43	10.48	2.39
10/06/2011 13:00	0.428	10.5	2.39
10/06/2011 14:00	0.46	10.51	2.39
10/06/2011 15:00	0.5	10.5	2.39
10/06/2011 16:00	0.554	10.51	2.39
10/06/2011 17:00	0.612	10.5	2.39
10/06/2011 18:00	0.644	10.5	2.39
10/06/2011 19:00	0.657	10.52	2.39
10/06/2011 20:00	0.637	10.5	2.39
10/06/2011 21:00	0.58	10.5	2.39
10/06/2011 22:00	0.513	10.51	2.39
10/06/2011 23:00	0.441	10.49	2.39
11/06/2011 00:00	0.383	10.49	2.39
11/06/2011 01:00	0.349	10.51	2.39
11/06/2011 02:00	0.345	10.5	2.39
11/06/2011 03:00	0.383	10.48	2.39
11/06/2011 04:00	0.439	10.51	2.39
11/06/2011 05:00	0.497	10.49	2.39
11/06/2011 06:00	0.563	10.5	2.39
11/06/2011 07:00	0.621	10.48	2.39
11/06/2011 08:00	0.65	10.52	2.39
11/06/2011 09:00	0.636	10.51	2.39
11/06/2011 10:00	0.576	10.5	2.39
11/06/2011 11:00	0.522	10.5	2.39
11/06/2011 12:00	0.467	10.49	2.39
11/06/2011 13:00	0.426	10.52	2.4
11/06/2011 14:00	0.418	10.5	2.39
11/06/2011 15:00	0.447	10.51	2.39
11/06/2011 16:00	0.49	10.5	2.4
11/06/2011 17:00	0.542	10.5	2.4
11/06/2011 18:00	0.604	10.53	2.4
11/06/2011 19:00	0.647	10.5	2.4
11/06/2011 20:00	0.66	10.49	2.4

11/06/2011 21:00	0.649	10.52	2.4
11/06/2011 22:00	0.594	10.51	2.4
11/06/2011 23:00	0.525	10.51	2.4
12/06/2011 00:00	0.453	10.52	2.4
12/06/2011 01:00	0.391	10.51	2.4
12/06/2011 02:00	0.347	10.51	2.4
12/06/2011 03:00	0.347	10.5	2.4
12/06/2011 04:00	0.386	10.52	2.4
12/06/2011 05:00	0.44	10.52	2.4
12/06/2011 06:00	0.5	10.51	2.4
12/06/2011 07:00	0.556	10.51	2.4
12/06/2011 08:00	0.603	10.51	2.4
12/06/2011 09:00	0.632	10.5	2.4
12/06/2011 10:00	0.619	10.5	2.4
12/06/2011 11:00	0.567	10.51	2.4
12/06/2011 12:00	0.512	10.51	2.4
12/06/2011 13:00	0.457	10.51	2.4
12/06/2011 14:00	0.407	10.5	2.4
12/06/2011 15:00	0.398	10.51	2.4
12/06/2011 16:00	0.425	10.51	2.4
12/06/2011 17:00	0.473	10.51	2.4
12/06/2011 18:00	0.535	10.52	2.4
12/06/2011 19:00	0.597	10.52	2.4
12/06/2011 20:00	0.643	10.53	2.4
12/06/2011 21:00	0.665	10.51	2.4
12/06/2011 22:00	0.654	10.53	2.4
12/06/2011 23:00	0.598	10.53	2.4
13/06/2011 00:00	0.521	10.51	2.4
13/06/2011 01:00	0.454	10.5	2.4
13/06/2011 02:00	0.379	10.54	2.4
13/06/2011 03:00	0.334	10.53	2.4
13/06/2011 04:00	0.325	10.52	2.4
13/06/2011 05:00	0.353	10.52	2.4
13/06/2011 06:00	0.402	10.53	2.4
13/06/2011 07:00	0.469	10.51	2.4
13/06/2011 08:00	0.539	10.53	2.4
13/06/2011 09:00	0.602	10.52	2.4
13/06/2011 10:00	0.634	10.52	2.4
13/06/2011 11:00	0.611	10.54	2.4
13/06/2011 12:00	0.55	10.51	2.4
13/06/2011 13:00	0.487	10.53	2.4
13/06/2011 14:00	0.425	10.53	2.41
13/06/2011 15:00	0.375	10.53	2.41
13/06/2011 16:00	0.36	10.51	2.4
13/06/2011 17:00	0.392	10.53	2.41
13/06/2011 18:00	0.444	10.54	2.41
13/06/2011 19:00	0.516	10.53	2.41
13/06/2011 20:00	0.594	10.53	2.41
13/06/2011 21:00	0.652	10.54	2.41
13/06/2011 22:00	0.683	10.55	2.41
13/06/2011 23:00	0.685	10.52	2.41
14/06/2011 00:00	0.63	10.55	2.41
14/06/2011 01:00	0.56	10.53	2.41
14/06/2011 02:00	0.493	10.53	2.41
14/06/2011 03:00	0.422	10.53	2.41
14/06/2011 04:00	0.377	10.54	2.41
14/06/2011 05:00	0.386	10.54	2.41
14/06/2011 06:00	0.429	10.54	2.41
14/06/2011 07:00	0.483	10.55	2.41

14/06/2011 08:00	0.543	10.54	2.41
14/06/2011 09:00	0.61	10.53	2.41
14/06/2011 10:00	0.656	10.53	2.41
14/06/2011 11:00	0.674	10.54	2.41
14/06/2011 12:00	0.658	10.54	2.41
14/06/2011 13:00	0.594	10.56	2.41
14/06/2011 14:00	0.52	10.53	2.41
14/06/2011 15:00	0.45	10.54	2.41
14/06/2011 16:00	0.393	10.53	2.41
14/06/2011 17:00	0.376	10.56	2.41
14/06/2011 18:00	0.409	10.54	2.41
14/06/2011 19:00	0.469	10.54	2.41
14/06/2011 20:00	0.537	10.53	2.41
14/06/2011 21:00	0.606	10.56	2.42
14/06/2011 22:00	0.662	10.55	2.42
14/06/2011 23:00	0.686	10.52	2.41
15/06/2011 00:00	0.685	10.55	2.42
15/06/2011 01:00	0.636	10.52	2.41
15/06/2011 02:00	0.555	10.53	2.41
15/06/2011 03:00	0.475	10.53	2.41
15/06/2011 04:00	0.407	10.54	2.41
15/06/2011 05:00	0.36	10.56	2.42
15/06/2011 06:00	0.372	10.54	2.42
15/06/2011 07:00	0.421	10.53	2.42
15/06/2011 08:00	0.473	10.53	2.42
15/06/2011 09:00	0.535	10.54	2.42
15/06/2011 10:00	0.597	10.55	2.42
15/06/2011 11:00	0.636	10.53	2.42
15/06/2011 12:00	0.654	10.55	2.42
15/06/2011 13:00	0.623	10.56	2.42
15/06/2011 14:00	0.554	10.54	2.42
15/06/2011 15:00	0.479	10.57	2.42
15/06/2011 16:00	0.409	10.53	2.42
15/06/2011 17:00	0.35	10.54	2.42
15/06/2011 18:00	0.338	10.53	2.42
15/06/2011 19:00	0.396	10.54	2.42
15/06/2011 20:00	0.454	10.56	2.42
15/06/2011 21:00	0.525	10.55	2.42
15/06/2011 22:00	0.6	10.55	2.42
15/06/2011 23:00	0.667	10.55	2.42
16/06/2011 00:00	0.701	10.54	2.42
16/06/2011 01:00	0.699	10.54	2.42
16/06/2011 02:00	0.639	10.55	2.42
16/06/2011 03:00	0.562	10.55	2.42
16/06/2011 04:00	0.486	10.54	2.42
16/06/2011 05:00	0.419	10.54	2.42
16/06/2011 06:00	0.392	10.55	2.42
16/06/2011 07:00	0.426	10.56	2.42
16/06/2011 08:00	0.476	10.55	2.42
16/06/2011 09:00	0.531	10.55	2.42
16/06/2011 10:00	0.606	10.55	2.42
16/06/2011 11:00	0.67	10.54	2.42
16/06/2011 12:00	0.708	10.56	2.42
16/06/2011 13:00	0.717	10.54	2.42
16/06/2011 14:00	0.68	10.55	2.42
16/06/2011 15:00	0.604	10.54	2.42
16/06/2011 16:00	0.514	10.56	2.42
16/06/2011 17:00	0.437	10.54	2.42
16/06/2011 18:00	0.371	10.55	2.42

16/06/2011 19:00	0.385	10.55	2.42
16/06/2011 20:00	0.439	10.57	2.42
16/06/2011 21:00	0.499	10.55	2.42
16/06/2011 22:00	0.566	10.58	2.42
16/06/2011 23:00	0.643	10.55	2.42
17/06/2011 00:00	0.701	10.56	2.42
17/06/2011 01:00	0.733	10.55	2.42
17/06/2011 02:00	0.71	10.55	2.42
17/06/2011 03:00	0.638	10.57	2.42
17/06/2011 04:00	0.562	10.55	2.42
17/06/2011 05:00	0.489	10.55	2.42
17/06/2011 06:00	0.425	10.56	2.42
17/06/2011 07:00	0.403	10.54	2.42
17/06/2011 08:00	0.444	10.55	2.42
17/06/2011 09:00	0.503	10.56	2.42
17/06/2011 10:00	0.574	10.56	2.42
17/06/2011 11:00	0.649	10.55	2.42
17/06/2011 12:00	0.705	10.56	2.42
17/06/2011 13:00	0.717	10.58	2.42
17/06/2011 14:00	0.715	10.55	2.42
17/06/2011 15:00	0.662	10.55	2.42
17/06/2011 16:00	0.584	10.55	2.42
17/06/2011 17:00	0.504	10.56	2.42
17/06/2011 18:00	0.426	10.56	2.42
17/06/2011 19:00	0.375	10.57	2.42
17/06/2011 20:00	0.381	10.56	2.42
17/06/2011 21:00	0.428	10.57	2.42
17/06/2011 22:00	0.5	10.56	2.42
17/06/2011 23:00	0.587	10.56	2.42
18/06/2011 00:00	0.667	10.57	2.42
18/06/2011 01:00	0.732	10.56	2.42
18/06/2011 02:00	0.767	10.58	2.42
18/06/2011 03:00	0.733	10.57	2.42
18/06/2011 04:00	0.651	10.56	2.42
18/06/2011 05:00	0.578	10.55	2.42
18/06/2011 06:00	0.506	10.56	2.42
18/06/2011 07:00	0.455	10.56	2.42
18/06/2011 08:00	0.462	10.56	2.42
18/06/2011 09:00	0.507	10.57	2.42
18/06/2011 10:00	0.566	10.57	2.42
18/06/2011 11:00	0.631	10.57	2.42
18/06/2011 12:00	0.71	10.56	2.42
18/06/2011 13:00	0.764	10.57	2.42
18/06/2011 14:00	0.768	10.57	2.42
18/06/2011 15:00	0.737	10.57	2.42
18/06/2011 16:00	0.659	10.56	2.42
18/06/2011 17:00	0.572	10.59	2.43
18/06/2011 18:00	0.5	10.56	2.42
18/06/2011 19:00	0.43	10.57	2.43
18/06/2011 20:00	0.394	10.57	2.42
18/06/2011 21:00	0.426	10.58	2.43
18/06/2011 22:00	0.478	10.57	2.42
18/06/2011 23:00	0.544	10.57	2.43
19/06/2011 00:00	0.619	10.59	2.43
19/06/2011 01:00	0.696	10.56	2.42
19/06/2011 02:00	0.757	10.57	2.42
19/06/2011 03:00	0.774	10.58	2.43
19/06/2011 04:00	0.722	10.58	2.43
19/06/2011 05:00	0.656	10.58	2.43

19/06/2011 06:00	0.587	10.56	2.42
19/06/2011 07:00	0.526	10.57	2.43
19/06/2011 08:00	0.492	10.57	2.43
19/06/2011 09:00	0.52	10.57	2.43
19/06/2011 10:00	0.572	10.59	2.43
19/06/2011 11:00	0.636	10.57	2.43
19/06/2011 12:00	0.707	10.58	2.43
19/06/2011 13:00	0.765	10.58	2.43
19/06/2011 14:00	0.79	10.58	2.43
19/06/2011 15:00	0.786	10.58	2.43
19/06/2011 16:00	0.734	10.57	2.43
19/06/2011 17:00	0.663	10.59	2.43
19/06/2011 18:00	0.574	10.57	2.43
19/06/2011 19:00	0.491	10.57	2.43
19/06/2011 20:00	0.424	10.56	2.43
19/06/2011 21:00	0.404	10.58	2.43
19/06/2011 22:00	0.432	10.58	2.43
19/06/2011 23:00	0.483	10.57	2.43
20/06/2011 00:00	0.547	10.56	2.43
20/06/2011 01:00	0.618	10.58	2.43
20/06/2011 02:00	0.681	10.58	2.43
20/06/2011 03:00	0.725	10.57	2.43
20/06/2011 04:00	0.727	10.58	2.43
20/06/2011 05:00	0.668	10.59	2.43
20/06/2011 06:00	0.595	10.57	2.43
20/06/2011 07:00	0.522	10.59	2.43
20/06/2011 08:00	0.463	10.58	2.43
20/06/2011 09:00	0.446	10.59	2.43
20/06/2011 10:00	0.491	10.58	2.43
20/06/2011 11:00	0.551	10.58	2.43
20/06/2011 12:00	0.615	10.59	2.43
20/06/2011 13:00	0.684	10.58	2.43
20/06/2011 14:00	0.74	10.6	2.43
20/06/2011 15:00	0.753	10.59	2.43
20/06/2011 16:00	0.748	10.59	2.43
20/06/2011 17:00	0.697	10.59	2.43
20/06/2011 18:00	0.617	10.58	2.43
20/06/2011 19:00	0.54	10.59	2.43
20/06/2011 20:00	0.463	10.58	2.43
20/06/2011 21:00	0.408	10.59	2.43
20/06/2011 22:00	0.394	10.58	2.43
20/06/2011 23:00	0.427	10.59	2.43
21/06/2011 00:00	0.475	10.58	2.43
21/06/2011 01:00	0.541	10.59	2.43
21/06/2011 02:00	0.612	10.59	2.43
21/06/2011 03:00	0.678	10.6	2.43
21/06/2011 04:00	0.717	10.6	2.43
21/06/2011 05:00	0.7	10.59	2.43
21/06/2011 06:00	0.638	10.6	2.43
21/06/2011 07:00	0.572	10.59	2.43
21/06/2011 08:00	0.511	10.58	2.43
21/06/2011 09:00	0.465	10.58	2.43
21/06/2011 10:00	0.461	10.58	2.43
21/06/2011 11:00	0.507	10.6	2.43
21/06/2011 12:00	0.559	10.59	2.43
21/06/2011 13:00	0.621	10.59	2.43
21/06/2011 14:00	0.685	10.58	2.43
21/06/2011 15:00	0.732	10.6	2.43
21/06/2011 16:00	0.736	10.59	2.43

21/06/2011 17:00	0.709	10.62	2.44
21/06/2011 18:00	0.646	10.59	2.43
21/06/2011 19:00	0.572	10.58	2.43
21/06/2011 20:00	0.496	10.59	2.44
21/06/2011 21:00	0.428	10.59	2.44
21/06/2011 22:00	0.396	10.59	2.44
21/06/2011 23:00	0.399	10.58	2.44
22/06/2011 00:00	0.431	10.59	2.44
22/06/2011 01:00	0.482	10.59	2.44
22/06/2011 02:00	0.546	10.59	2.44
22/06/2011 03:00	0.611	10.58	2.44
22/06/2011 04:00	0.67	10.59	2.44
22/06/2011 05:00	0.698	10.59	2.44
22/06/2011 06:00	0.66	10.6	2.44
22/06/2011 07:00	0.6	10.59	2.44
22/06/2011 08:00	0.537	10.59	2.44
22/06/2011 09:00	0.488	10.59	2.44
22/06/2011 10:00	0.458	10.59	2.44
22/06/2011 11:00	0.479	10.6	2.44
22/06/2011 12:00	0.526	10.59	2.44
22/06/2011 13:00	0.575	10.61	2.44
22/06/2011 14:00	0.629	10.6	2.44
22/06/2011 15:00	0.691	10.6	2.44
22/06/2011 16:00	0.725	10.6	2.44
22/06/2011 17:00	0.729	10.6	2.44
22/06/2011 18:00	0.689	10.6	2.44
22/06/2011 19:00	0.631	10.59	2.44
22/06/2011 20:00	0.563	10.61	2.44
22/06/2011 21:00	0.497	10.6	2.44
22/06/2011 22:00	0.45	10.6	2.44
22/06/2011 23:00	0.427	10.59	2.44
23/06/2011 00:00	0.437	10.59	2.44
23/06/2011 01:00	0.474	10.59	2.44
23/06/2011 02:00	0.53	10.59	2.44
23/06/2011 03:00	0.594	10.6	2.44
23/06/2011 04:00	0.652	10.61	2.44
23/06/2011 05:00	0.707	10.61	2.44
23/06/2011 06:00	0.706	10.6	2.44
23/06/2011 07:00	0.665	10.6	2.44
23/06/2011 08:00	0.611	10.61	2.44
23/06/2011 09:00	0.56	10.61	2.44
23/06/2011 10:00	0.515	10.6	2.44
23/06/2011 11:00	0.498	10.61	2.44
23/06/2011 12:00	0.522	10.59	2.44
23/06/2011 13:00	0.558	10.6	2.44
23/06/2011 14:00	0.618	10.6	2.44
23/06/2011 15:00	0.667	10.59	2.44
23/06/2011 16:00	0.706	10.6	2.44

END OF DATA FILE OF DATALOGGER FOR WINDOWS

4963_110715104636.CSV

Data file for DataLogger.

=====

COMPANY : <Company name>

COMP.STATUS: Done

DATE : 15/07/2011

TIME : 10:35:22

FILENAME : C:\Documents and Settings\All Users\Application Data\DiverOffice\Sizewell\CSV\pz2009_1

CREATED BY : SWS Diver-Office 4.0.76.0

===== BEGINNING OF DATA =====

[Logger settings]

Instrument type =CTD-Diver=17

Status =Started =0

Serial number =.00-K4972 317.

Instrument number =
=0

Location =pz2009_10

Sample period =M60

Sample method =T

Number of channels =3

[Channel 1]

Identification =WATER HEAD

Reference level =4.000 m

Range =17.500 m

Master level =1750 CMH2O

Altitude =0 m

[Channel 2]

Identification =TEMPERATURE

Reference level =-20.00 °C

Range =100.00 °C

[Channel 3]

Identification =1: CONDUCTIVITY

Reference level =0.00 mS/cm

Range =120.00 mS/cm

[Series settings]

Serial number =.00-K4972 317.

Instrument number =

Location =pz2009_10

Sample period =00 00:60:00 0

Sample method =T

Start date / time =00:00:06 09/04/11

End date / time =00:00:13 24/06/11

[Channel 1 from data header]

Identification =WATER HEAD

Reference level =4.000 m

Range =17.500 m

Master level =1750 CMH2O

Altitude =0 m

[Channel 2 from data header]

Identification =TEMPERATURE

Reference level =-20.00 °C

Range =100.00 °C

[Channel 3 from data header]

Identification =1: CONDUCTIVITY

Reference level =0.00 mS/cm
Range =120.00 mS/cm

[Data]

1832

Date/time	Water head[m]	Temperature[°C]	1:Conductivity[mS/cm]
09/04/2011 06:00	0.632	10.72	3.43
09/04/2011 07:00	0.549	10.74	3.43
09/04/2011 08:00	0.471	10.71	3.43
09/04/2011 09:00	0.437	10.76	3.43
09/04/2011 10:00	0.462	10.73	3.43
09/04/2011 11:00	0.511	10.8	3.43
09/04/2011 12:00	0.562	10.8	3.43
09/04/2011 13:00	0.628	10.81	3.43
09/04/2011 14:00	0.691	10.82	3.43
09/04/2011 15:00	0.726	10.76	3.42
09/04/2011 16:00	0.731	10.76	3.43
09/04/2011 17:00	0.69	10.74	3.42
09/04/2011 18:00	0.611	10.68	3.42
09/04/2011 19:00	0.532	10.66	3.42
09/04/2011 20:00	0.453	10.74	3.42
09/04/2011 21:00	0.401	10.77	3.42
09/04/2011 22:00	0.409	10.68	3.42
09/04/2011 23:00	0.459	10.76	3.42
10/04/2011 00:00	0.511	10.72	3.42
10/04/2011 01:00	0.574	10.75	3.42
10/04/2011 02:00	0.648	10.69	3.42
10/04/2011 03:00	0.7	10.73	3.42
10/04/2011 04:00	0.738	10.72	3.42
10/04/2011 05:00	0.714	10.71	3.42
10/04/2011 06:00	0.645	10.73	3.42
10/04/2011 07:00	0.566	10.72	3.42
10/04/2011 08:00	0.492	10.71	3.42
10/04/2011 09:00	0.432	10.64	3.41
10/04/2011 10:00	0.416	10.72	3.42
10/04/2011 11:00	0.45	10.68	3.42
10/04/2011 12:00	0.497	10.76	3.42
10/04/2011 13:00	0.557	10.78	3.42
10/04/2011 14:00	0.623	10.72	3.41
10/04/2011 15:00	0.68	10.74	3.42
10/04/2011 16:00	0.71	10.79	3.42
10/04/2011 17:00	0.711	10.76	3.41
10/04/2011 18:00	0.662	10.72	3.41
10/04/2011 19:00	0.583	10.7	3.41
10/04/2011 20:00	0.512	10.74	3.41
10/04/2011 21:00	0.44	10.73	3.41
10/04/2011 22:00	0.402	10.68	3.41
10/04/2011 23:00	0.409	10.8	3.42
11/04/2011 00:00	0.448	10.78	3.42
11/04/2011 01:00	0.498	10.79	3.41
11/04/2011 02:00	0.564	10.79	3.41
11/04/2011 03:00	0.633	10.8	3.41
11/04/2011 04:00	0.687	10.8	3.41
11/04/2011 05:00	0.718	10.76	3.4
11/04/2011 06:00	0.688	10.79	3.41
11/04/2011 07:00	0.63	10.7	3.4
11/04/2011 08:00	0.564	10.7	3.4
11/04/2011 09:00	0.501	10.74	3.4

11/04/2011 10:00	0.455	10.69	3.4
11/04/2011 11:00	0.453	10.7	3.4
11/04/2011 12:00	0.447	10.74	3.4
11/04/2011 13:00	0.524	10.66	3.4
11/04/2011 14:00	0.584	10.72	3.4
11/04/2011 15:00	0.646	10.76	3.4
11/04/2011 16:00	0.7	10.8	3.4
11/04/2011 17:00	0.734	10.78	3.4
11/04/2011 18:00	0.723	10.7	3.39
11/04/2011 19:00	0.671	10.73	3.39
11/04/2011 20:00	0.603	10.7	3.39
11/04/2011 21:00	0.536	10.65	3.38
11/04/2011 22:00	0.475	10.63	3.38
11/04/2011 23:00	0.442	10.73	3.39
12/04/2011 00:00	0.454	10.71	3.39
12/04/2011 01:00	0.485	10.7	3.38
12/04/2011 02:00	0.531	10.8	3.39
12/04/2011 03:00	0.597	10.77	3.39
12/04/2011 04:00	0.679	10.7	3.38
12/04/2011 05:00	0.735	10.8	3.38
12/04/2011 06:00	0.772	10.71	3.38
12/04/2011 07:00	0.765	10.72	3.38
12/04/2011 08:00	0.713	10.78	3.38
12/04/2011 09:00	0.654	10.73	3.38
12/04/2011 10:00	0.547	10.76	3.38
12/04/2011 11:00	0.545	10.74	3.38
12/04/2011 12:00	0.53	10.76	3.37
12/04/2011 13:00	0.539	10.79	3.38
12/04/2011 14:00	0.539	10.63	3.36
12/04/2011 15:00	0.621	10.76	3.37
12/04/2011 16:00	0.671	10.71	3.36
12/04/2011 17:00	0.722	10.69	3.36
12/04/2011 18:00	0.748	10.76	3.36
12/04/2011 19:00	0.744	10.76	3.36
12/04/2011 20:00	0.701	10.7	3.36
12/04/2011 21:00	0.635	10.71	3.36
12/04/2011 22:00	0.558	10.74	3.36
12/04/2011 23:00	0.488	10.71	3.35
13/04/2011 00:00	0.435	10.71	3.35
13/04/2011 01:00	0.416	10.74	3.35
13/04/2011 02:00	0.427	10.75	3.35
13/04/2011 03:00	0.478	10.76	3.35
13/04/2011 04:00	0.537	10.8	3.35
13/04/2011 05:00	0.602	10.76	3.34
13/04/2011 06:00	0.662	10.78	3.34
13/04/2011 07:00	0.709	10.73	3.34
13/04/2011 08:00	0.711	10.74	3.34
13/04/2011 09:00	0.67	10.72	3.33
13/04/2011 10:00	0.612	10.74	3.33
13/04/2011 11:00	0.552	10.66	3.32
13/04/2011 12:00	0.488	10.76	3.33
13/04/2011 13:00	0.466	10.71	3.32
13/04/2011 14:00	0.457	10.74	3.32
13/04/2011 15:00	0.493	10.78	3.32
13/04/2011 16:00	0.523	10.75	3.32
13/04/2011 17:00	0.589	10.76	3.31
13/04/2011 18:00	0.649	10.8	3.31
13/04/2011 19:00	0.69	10.76	3.3
13/04/2011 20:00	0.701	10.69	3.3

13/04/2011 21:00	0.679	10.73	3.3
13/04/2011 22:00	0.619	10.75	3.3
13/04/2011 23:00	0.546	10.75	3.3
14/04/2011 00:00	0.478	10.81	3.3
14/04/2011 01:00	0.421	10.68	3.29
14/04/2011 02:00	0.393	10.71	3.29
14/04/2011 03:00	0.413	10.77	3.29
14/04/2011 04:00	0.465	10.73	3.28
14/04/2011 05:00	0.534	10.69	3.28
14/04/2011 06:00	0.612	10.8	3.28
14/04/2011 07:00	0.687	10.76	3.28
14/04/2011 08:00	0.75	10.76	3.28
14/04/2011 09:00	0.771	10.71	3.27
14/04/2011 10:00	0.725	10.67	3.26
14/04/2011 11:00	0.674	10.71	3.26
14/04/2011 12:00	0.615	10.71	3.26
14/04/2011 13:00	0.545	10.74	3.26
14/04/2011 14:00	0.492	10.77	3.26
14/04/2011 15:00	0.455	10.73	3.26
14/04/2011 16:00	0.504	10.69	3.26
14/04/2011 17:00	0.569	10.74	3.26
14/04/2011 18:00	0.638	10.8	3.26
14/04/2011 19:00	0.695	10.73	3.26
14/04/2011 20:00	0.735	10.74	3.25
14/04/2011 21:00	0.746	10.72	3.25
14/04/2011 22:00	0.729	10.72	3.25
14/04/2011 23:00	0.662	10.74	3.24
15/04/2011 00:00	0.582	10.61	3.24
15/04/2011 01:00	0.503	10.68	3.24
15/04/2011 02:00	0.422	10.76	3.24
15/04/2011 03:00	0.38	10.71	3.24
15/04/2011 04:00	0.392	10.73	3.24
15/04/2011 05:00	0.447	10.77	3.24
15/04/2011 06:00	0.519	10.76	3.23
15/04/2011 07:00	0.591	10.72	3.23
15/04/2011 08:00	0.667	10.74	3.23
15/04/2011 09:00	0.71	10.8	3.22
15/04/2011 10:00	0.74	10.71	3.22
15/04/2011 11:00	0.713	10.81	3.22
15/04/2011 12:00	0.633	10.73	3.21
15/04/2011 13:00	0.554	10.75	3.21
15/04/2011 14:00	0.476	10.65	3.2
15/04/2011 15:00	0.418	10.62	3.2
15/04/2011 16:00	0.409	10.68	3.2
15/04/2011 17:00	0.456	10.77	3.2
15/04/2011 18:00	0.52	10.69	3.2
15/04/2011 19:00	0.592	10.76	3.2
15/04/2011 20:00	0.66	10.73	3.19
15/04/2011 21:00	0.711	10.73	3.19
15/04/2011 22:00	0.723	10.67	3.18
15/04/2011 23:00	0.707	10.73	3.18
16/04/2011 00:00	0.64	10.72	3.18
16/04/2011 01:00	0.546	10.74	3.18
16/04/2011 02:00	0.456	10.67	3.17
16/04/2011 03:00	0.374	10.74	3.18
16/04/2011 04:00	0.335	10.74	3.18
16/04/2011 05:00	0.375	10.74	3.17
16/04/2011 06:00	0.449	10.78	3.17
16/04/2011 07:00	0.53	10.74	3.17

16/04/2011 08:00	0.611	10.67	3.16
16/04/2011 09:00	0.696	10.71	3.16
16/04/2011 10:00	0.746	10.78	3.16
16/04/2011 11:00	0.77	10.74	3.16
16/04/2011 12:00	0.725	10.71	3.15
16/04/2011 13:00	0.644	10.7	3.15
16/04/2011 14:00	0.555	10.65	3.14
16/04/2011 15:00	0.47	10.73	3.15
16/04/2011 16:00	0.413	10.66	3.14
16/04/2011 17:00	0.426	10.7	3.14
16/04/2011 18:00	0.495	10.82	3.15
16/04/2011 19:00	0.577	10.72	3.14
16/04/2011 20:00	0.658	10.8	3.14
16/04/2011 21:00	0.736	10.77	3.14
16/04/2011 22:00	0.772	10.75	3.13
16/04/2011 23:00	0.767	10.68	3.12
17/04/2011 00:00	0.745	10.63	3.12
17/04/2011 01:00	0.649	10.74	3.12
17/04/2011 02:00	0.544	10.69	3.12
17/04/2011 03:00	0.441	10.75	3.12
17/04/2011 04:00	0.353	10.68	3.12
17/04/2011 05:00	0.32	10.71	3.12
17/04/2011 06:00	0.376	10.69	3.11
17/04/2011 07:00	0.461	10.73	3.11
17/04/2011 08:00	0.542	10.77	3.11
17/04/2011 09:00	0.632	10.82	3.11
17/04/2011 10:00	0.716	10.7	3.1
17/04/2011 11:00	0.757	10.74	3.1
17/04/2011 12:00	0.776	10.66	3.09
17/04/2011 13:00	0.714	10.69	3.09
17/04/2011 14:00	0.613	10.72	3.09
17/04/2011 15:00	0.52	10.71	3.09
17/04/2011 16:00	0.429	10.62	3.08
17/04/2011 17:00	0.379	10.7	3.08
17/04/2011 18:00	0.429	10.61	3.08
17/04/2011 19:00	0.515	10.69	3.08
17/04/2011 20:00	0.596	10.82	3.08
17/04/2011 21:00	0.681	10.75	3.07
17/04/2011 22:00	0.76	10.77	3.07
17/04/2011 23:00	0.797	10.82	3.07
18/04/2011 00:00	0.787	10.71	3.06
18/04/2011 01:00	0.747	10.68	3.06
18/04/2011 02:00	0.639	10.71	3.05
18/04/2011 03:00	0.525	10.74	3.06
18/04/2011 04:00	0.415	10.73	3.06
18/04/2011 05:00	0.33	10.68	3.05
18/04/2011 06:00	0.308	10.71	3.05
18/04/2011 07:00	0.39	10.66	3.04
18/04/2011 08:00	0.474	10.73	3.04
18/04/2011 09:00	0.558	10.65	3.04
18/04/2011 10:00	0.654	10.79	3.04
18/04/2011 11:00	0.737	10.79	3.04
18/04/2011 12:00	0.756	10.72	3.03
18/04/2011 13:00	0.766	10.72	3.03
18/04/2011 14:00	0.678	10.68	3.02
18/04/2011 15:00	0.572	10.63	3.02
18/04/2011 16:00	0.48	10.64	3.02
18/04/2011 17:00	0.387	10.59	3.01
18/04/2011 18:00	0.356	10.67	3.01

18/04/2011 19:00	0.435	10.77	3.02
18/04/2011 20:00	0.523	10.7	3.01
18/04/2011 21:00	0.609	10.72	3.01
18/04/2011 22:00	0.702	10.71	3
18/04/2011 23:00	0.785	10.78	3
19/04/2011 00:00	0.803	10.79	3
19/04/2011 01:00	0.798	10.63	2.99
19/04/2011 02:00	0.736	10.69	2.99
19/04/2011 03:00	0.612	10.7	2.99
19/04/2011 04:00	0.5	10.67	2.98
19/04/2011 05:00	0.385	10.72	2.99
19/04/2011 06:00	0.306	10.73	2.99
19/04/2011 07:00	0.316	10.67	2.98
19/04/2011 08:00	0.406	10.76	2.99
19/04/2011 09:00	0.482	10.73	2.98
19/04/2011 10:00	0.575	10.7	2.98
19/04/2011 11:00	0.673	10.76	2.98
19/04/2011 12:00	0.744	10.75	2.97
19/04/2011 13:00	0.771	10.7	2.97
19/04/2011 14:00	0.749	10.62	2.96
19/04/2011 15:00	0.65	10.72	2.96
19/04/2011 16:00	0.544	10.69	2.96
19/04/2011 17:00	0.455	10.73	2.96
19/04/2011 18:00	0.375	10.7	2.96
19/04/2011 19:00	0.372	10.7	2.96
19/04/2011 20:00	0.47	10.73	2.96
19/04/2011 21:00	0.555	10.64	2.94
19/04/2011 22:00	0.646	10.74	2.95
19/04/2011 23:00	0.753	10.77	2.95
20/04/2011 00:00	0.824	10.79	2.94
20/04/2011 01:00	0.838	10.79	2.94
20/04/2011 02:00	0.84	10.74	2.94
20/04/2011 03:00	0.753	10.74	2.94
20/04/2011 04:00	0.631	10.67	2.93
20/04/2011 05:00	0.519	10.67	2.93
20/04/2011 06:00	0.413	10.72	2.93
20/04/2011 07:00	0.348	10.71	2.93
20/04/2011 08:00	0.386	10.74	2.93
20/04/2011 09:00	0.463	10.74	2.93
20/04/2011 10:00	0.54	10.71	2.93
20/04/2011 11:00	-4.444	16.73	0.02
20/04/2011 12:00	0.723	10.69	2.94
20/04/2011 13:00	0.768	10.82	2.94
20/04/2011 14:00	0.78	10.73	2.93
20/04/2011 15:00	0.73	10.6	2.92
20/04/2011 16:00	0.628	10.73	2.93
20/04/2011 17:00	0.522	10.72	2.92
20/04/2011 18:00	0.421	10.74	2.92
20/04/2011 19:00	0.348	10.74	2.92
20/04/2011 20:00	0.358	10.71	2.92
20/04/2011 21:00	0.452	10.72	2.92
20/04/2011 22:00	0.533	10.77	2.92
20/04/2011 23:00	0.623	10.68	2.92
21/04/2011 00:00	0.727	10.8	2.92
21/04/2011 01:00	0.793	10.71	2.92
21/04/2011 02:00	0.808	10.73	2.92
21/04/2011 03:00	0.801	10.68	2.92
21/04/2011 04:00	0.703	10.74	2.92
21/04/2011 05:00	0.591	10.67	2.91

21/04/2011 06:00	0.494	10.68	2.92
21/04/2011 07:00	0.4	10.69	2.92
21/04/2011 08:00	0.363	10.55	2.9
21/04/2011 09:00	0.429	10.72	2.92
21/04/2011 10:00	0.505	10.72	2.92
21/04/2011 11:00	0.575	10.76	2.92
21/04/2011 12:00	0.669	10.79	2.92
21/04/2011 13:00	0.748	10.77	2.92
21/04/2011 14:00	0.773	10.72	2.92
21/04/2011 15:00	0.778	10.77	2.92
21/04/2011 16:00	0.709	10.72	2.92
21/04/2011 17:00	0.603	10.7	2.91
21/04/2011 18:00	0.512	10.68	2.91
21/04/2011 19:00	0.417	10.71	2.92
21/04/2011 20:00	0.362	10.77	2.92
21/04/2011 21:00	0.399	10.64	2.91
21/04/2011 22:00	0.48	10.69	2.91
21/04/2011 23:00	0.56	10.74	2.92
22/04/2011 00:00	0.651	10.83	2.92
22/04/2011 01:00	0.75	10.76	2.92
22/04/2011 02:00	0.802	10.79	2.92
22/04/2011 03:00	0.827	10.8	2.92
22/04/2011 04:00	0.79	10.74	2.92
22/04/2011 05:00	0.692	10.66	2.91
22/04/2011 06:00	0.593	10.65	2.91
22/04/2011 07:00	0.496	10.69	2.91
22/04/2011 08:00	0.419	10.65	2.91
22/04/2011 09:00	0.405	10.68	2.91
22/04/2011 10:00	0.462	10.77	2.92
22/04/2011 11:00	0.531	10.72	2.91
22/04/2011 12:00	0.6	10.73	2.91
22/04/2011 13:00	0.687	10.74	2.91
22/04/2011 14:00	0.74	10.71	2.91
22/04/2011 15:00	0.763	10.74	2.91
22/04/2011 16:00	0.753	10.77	2.92
22/04/2011 17:00	0.665	10.7	2.91
22/04/2011 18:00	0.573	10.66	2.91
22/04/2011 19:00	0.482	10.67	2.91
22/04/2011 20:00	0.399	10.69	2.91
22/04/2011 21:00	0.357	10.68	2.91
22/04/2011 22:00	0.392	10.75	2.91
22/04/2011 23:00	0.458	10.7	2.91
23/04/2011 00:00	0.526	10.68	2.91
23/04/2011 01:00	0.614	10.75	2.91
23/04/2011 02:00	0.702	10.79	2.92
23/04/2011 03:00	0.757	10.74	2.91
23/04/2011 04:00	0.786	10.69	2.91
23/04/2011 05:00	0.737	10.8	2.92
23/04/2011 06:00	0.651	10.7	2.91
23/04/2011 07:00	0.567	10.74	2.91
23/04/2011 08:00	0.478	10.62	2.9
23/04/2011 09:00	0.425	10.7	2.91
23/04/2011 10:00	0.426	10.74	2.91
23/04/2011 11:00	0.482	10.64	2.91
23/04/2011 12:00	0.548	10.7	2.91
23/04/2011 13:00	0.614	10.73	2.92
23/04/2011 14:00	0.692	10.72	2.91
23/04/2011 15:00	0.737	10.8	2.92
23/04/2011 16:00	0.746	10.75	2.92

23/04/2011 17:00	0.723	10.62	2.9
23/04/2011 18:00	0.644	10.6	2.9
23/04/2011 19:00	0.556	10.74	2.91
23/04/2011 20:00	0.467	10.59	2.9
23/04/2011 21:00	0.395	10.58	2.9
23/04/2011 22:00	0.367	10.69	2.91
23/04/2011 23:00	0.401	10.75	2.92
24/04/2011 00:00	0.459	10.7	2.91
24/04/2011 01:00	0.529	10.73	2.92
24/04/2011 02:00	0.611	10.75	2.92
24/04/2011 03:00	0.693	10.72	2.91
24/04/2011 04:00	0.755	10.73	2.91
24/04/2011 05:00	0.779	10.74	2.91
24/04/2011 06:00	0.732	10.77	2.92
24/04/2011 07:00	0.659	10.73	2.91
24/04/2011 08:00	0.584	10.64	2.91
24/04/2011 09:00	0.519	10.64	2.91
24/04/2011 10:00	0.483	10.77	2.92
24/04/2011 11:00	0.496	10.76	2.92
24/04/2011 12:00	0.546	10.8	2.92
24/04/2011 13:00	0.597	10.75	2.92
24/04/2011 14:00	0.66	10.56	2.9
24/04/2011 15:00	0.724	10.75	2.92
24/04/2011 16:00	0.758	10.76	2.92
24/04/2011 17:00	0.76	10.77	2.92
24/04/2011 18:00	0.719	10.73	2.91
24/04/2011 19:00	0.645	10.75	2.92
24/04/2011 20:00	0.56	10.65	2.91
24/04/2011 21:00	0.475	10.68	2.91
24/04/2011 22:00	0.411	10.7	2.91
24/04/2011 23:00	0.386	10.66	2.91
25/04/2011 00:00	0.407	10.64	2.91
25/04/2011 01:00	0.446	10.79	2.92
25/04/2011 02:00	0.517	10.76	2.92
25/04/2011 03:00	0.593	10.64	2.91
25/04/2011 04:00	0.664	10.65	2.91
25/04/2011 05:00	0.729	10.8	2.92
25/04/2011 06:00	0.751	10.69	2.91
25/04/2011 07:00	0.722	10.68	2.91
25/04/2011 08:00	0.659	10.72	2.92
25/04/2011 09:00	0.591	10.72	2.91
25/04/2011 10:00	0.531	10.73	2.92
25/04/2011 11:00	0.494	10.65	2.91
25/04/2011 12:00	0.496	10.72	2.91
25/04/2011 13:00	0.53	10.73	2.92
25/04/2011 14:00	0.573	10.75	2.92
25/04/2011 15:00	0.626	10.63	2.91
25/04/2011 16:00	0.678	10.77	2.92
25/04/2011 17:00	0.711	10.73	2.92
25/04/2011 18:00	0.717	10.77	2.92
25/04/2011 19:00	0.698	10.75	2.92
25/04/2011 20:00	0.631	10.68	2.91
25/04/2011 21:00	0.558	10.64	2.91
25/04/2011 22:00	0.488	10.75	2.92
25/04/2011 23:00	0.429	10.75	2.92
26/04/2011 00:00	0.401	10.71	2.91
26/04/2011 01:00	0.406	10.71	2.92
26/04/2011 02:00	0.447	10.67	2.91
26/04/2011 03:00	0.496	10.81	2.92

26/04/2011 04:00	0.568	10.73	2.92
26/04/2011 05:00	0.636	10.65	2.91
26/04/2011 06:00	0.695	10.76	2.92
26/04/2011 07:00	0.726	10.71	2.91
26/04/2011 08:00	0.713	10.68	2.91
26/04/2011 09:00	0.67	10.68	2.91
26/04/2011 10:00	0.612	10.69	2.91
26/04/2011 11:00	0.558	10.73	2.92
26/04/2011 12:00	0.515	10.67	2.91
26/04/2011 13:00	0.506	10.55	2.9
26/04/2011 14:00	0.53	10.76	2.92
26/04/2011 15:00	0.572	10.71	2.92
26/04/2011 16:00	0.621	10.74	2.92
26/04/2011 17:00	0.674	10.69	2.91
26/04/2011 18:00	0.708	10.8	2.92
26/04/2011 19:00	0.718	10.67	2.91
26/04/2011 20:00	0.697	10.79	2.92
26/04/2011 21:00	0.648	10.71	2.92
26/04/2011 22:00	0.587	10.76	2.92
26/04/2011 23:00	0.517	10.77	2.92
27/04/2011 00:00	0.457	10.72	2.92
27/04/2011 01:00	0.419	10.68	2.91
27/04/2011 02:00	0.408	10.72	2.92
27/04/2011 03:00	0.429	10.74	2.92
27/04/2011 04:00	0.484	10.74	2.92
27/04/2011 05:00	0.552	10.65	2.91
27/04/2011 06:00	0.618	10.79	2.92
27/04/2011 07:00	0.683	10.6	2.91
27/04/2011 08:00	0.73	10.76	2.92
27/04/2011 09:00	0.732	10.75	2.92
27/04/2011 10:00	0.688	10.69	2.92
27/04/2011 11:00	0.64	10.67	2.91
27/04/2011 12:00	0.588	10.8	2.92
27/04/2011 13:00	0.538	10.75	2.92
27/04/2011 14:00	0.519	10.6	2.91
27/04/2011 15:00	0.534	10.79	2.92
27/04/2011 16:00	0.579	10.73	2.92
27/04/2011 17:00	0.626	10.81	2.92
27/04/2011 18:00	0.686	10.72	2.92
27/04/2011 19:00	0.722	10.79	2.92
27/04/2011 20:00	0.74	10.74	2.92
27/04/2011 21:00	0.729	10.71	2.92
27/04/2011 22:00	0.683	10.66	2.91
27/04/2011 23:00	0.62	10.7	2.92
28/04/2011 00:00	0.545	10.76	2.92
28/04/2011 01:00	0.481	10.76	2.92
28/04/2011 02:00	0.434	10.71	2.92
28/04/2011 03:00	0.432	10.8	2.92
28/04/2011 04:00	0.453	10.71	2.92
28/04/2011 05:00	0.505	10.8	2.92
28/04/2011 06:00	0.57	10.83	2.92
28/04/2011 07:00	0.64	10.73	2.92
28/04/2011 08:00	0.703	10.76	2.92
28/04/2011 09:00	0.754	10.76	2.92
28/04/2011 10:00	0.759	10.81	2.92
28/04/2011 11:00	0.723	10.73	2.92
28/04/2011 12:00	0.664	10.73	2.92
28/04/2011 13:00	0.607	10.66	2.91
28/04/2011 14:00	0.548	10.73	2.92

28/04/2011 15:00	0.533	10.68	2.92
28/04/2011 16:00	0.561	10.62	2.91
28/04/2011 17:00	0.606	10.73	2.92
28/04/2011 18:00	0.655	10.75	2.92
28/04/2011 19:00	0.715	10.82	2.92
28/04/2011 20:00	0.76	10.76	2.92
28/04/2011 21:00	0.771	10.74	2.92
28/04/2011 22:00	0.762	10.75	2.92
28/04/2011 23:00	0.715	10.74	2.92
29/04/2011 00:00	0.637	10.72	2.92
29/04/2011 01:00	0.56	10.73	2.92
29/04/2011 02:00	0.493	10.71	2.92
29/04/2011 03:00	0.444	10.74	2.92
29/04/2011 04:00	0.434	10.68	2.92
29/04/2011 05:00	0.471	10.63	2.91
29/04/2011 06:00	0.521	10.78	2.92
29/04/2011 07:00	0.585	10.7	2.92
29/04/2011 08:00	0.653	10.75	2.92
29/04/2011 09:00	0.717	10.79	2.92
29/04/2011 10:00	0.752	10.71	2.92
29/04/2011 11:00	0.746	10.75	2.92
29/04/2011 12:00	0.691	10.73	2.92
29/04/2011 13:00	0.638	10.71	2.92
29/04/2011 14:00	0.571	10.73	2.92
29/04/2011 15:00	0.516	10.77	2.92
29/04/2011 16:00	0.507	10.76	2.92
29/04/2011 17:00	0.544	10.73	2.92
29/04/2011 18:00	0.599	10.77	2.92
29/04/2011 19:00	0.661	10.74	2.92
29/04/2011 20:00	0.72	10.75	2.92
29/04/2011 21:00	0.77	10.75	2.92
29/04/2011 22:00	0.783	10.77	2.92
29/04/2011 23:00	0.774	10.69	2.92
30/04/2011 00:00	0.71	10.74	2.92
30/04/2011 01:00	0.629	10.73	2.92
30/04/2011 02:00	0.552	10.63	2.92
30/04/2011 03:00	0.479	10.75	2.92
30/04/2011 04:00	0.439	10.69	2.92
30/04/2011 05:00	0.449	10.73	2.92
30/04/2011 06:00	0.495	10.78	2.93
30/04/2011 07:00	0.55	10.85	2.93
30/04/2011 08:00	0.62	10.67	2.92
30/04/2011 09:00	0.689	10.73	2.92
30/04/2011 10:00	0.742	10.75	2.92
30/04/2011 11:00	0.776	10.83	2.93
30/04/2011 12:00	0.748	10.72	2.92
30/04/2011 13:00	0.673	10.75	2.92
30/04/2011 14:00	0.603	10.77	2.93
30/04/2011 15:00	0.539	10.72	2.92
30/04/2011 16:00	0.497	10.76	2.92
30/04/2011 17:00	0.508	10.7	2.92
30/04/2011 18:00	0.562	10.78	2.93
30/04/2011 19:00	0.625	10.74	2.92
30/04/2011 20:00	0.69	10.77	2.93
30/04/2011 21:00	0.751	10.79	2.93
30/04/2011 22:00	0.783	10.79	2.93
30/04/2011 23:00	0.801	10.72	2.92
01/05/2011 00:00	0.771	10.72	2.92
01/05/2011 01:00	0.69	10.71	2.92

01/05/2011 02:00	0.605	10.67	2.92
01/05/2011 03:00	0.53	10.73	2.92
01/05/2011 04:00	0.465	10.75	2.92
01/05/2011 05:00	0.441	10.81	2.93
01/05/2011 06:00	0.465	10.62	2.92
01/05/2011 07:00	0.532	10.7	2.92
01/05/2011 08:00	0.589	10.79	2.93
01/05/2011 09:00	0.658	10.77	2.93
01/05/2011 10:00	0.729	10.78	2.93
01/05/2011 11:00	0.774	10.78	2.93
01/05/2011 12:00	0.78	10.76	2.93
01/05/2011 13:00	0.724	10.67	2.92
01/05/2011 14:00	0.649	10.73	2.92
01/05/2011 15:00	0.574	10.66	2.92
01/05/2011 16:00	0.509	10.7	2.92
01/05/2011 17:00	0.476	10.73	2.92
01/05/2011 18:00	0.52	10.8	2.93
01/05/2011 19:00	0.584	10.75	2.93
01/05/2011 20:00	0.647	10.71	2.92
01/05/2011 21:00	0.719	10.83	2.93
01/05/2011 22:00	0.783	10.8	2.93
01/05/2011 23:00	0.811	10.83	2.93
02/05/2011 00:00	0.812	10.8	2.93
02/05/2011 01:00	0.764	10.78	2.93
02/05/2011 02:00	0.673	10.75	2.92
02/05/2011 03:00	0.588	10.69	2.92
02/05/2011 04:00	0.501	10.69	2.92
02/05/2011 05:00	0.447	10.68	2.92
02/05/2011 06:00	0.444	10.77	2.93
02/05/2011 07:00	0.493	10.76	2.93
02/05/2011 08:00	0.553	10.82	2.93
02/05/2011 09:00	0.624	10.8	2.93
02/05/2011 10:00	0.695	10.8	2.93
02/05/2011 11:00	0.752	10.77	2.93
02/05/2011 12:00	0.778	10.8	2.93
02/05/2011 13:00	0.756	10.81	2.93
02/05/2011 14:00	0.681	10.7	2.92
02/05/2011 15:00	0.596	10.73	2.92
02/05/2011 16:00	0.519	10.73	2.92
02/05/2011 17:00	0.468	10.71	2.92
02/05/2011 18:00	0.467	10.68	2.92
02/05/2011 19:00	0.537	10.79	2.93
02/05/2011 20:00	0.608	10.68	2.92
02/05/2011 21:00	0.673	10.79	2.93
02/05/2011 22:00	0.741	10.79	2.93
02/05/2011 23:00	0.788	10.7	2.92
03/05/2011 00:00	0.797	10.79	2.93
03/05/2011 01:00	0.787	10.75	2.93
03/05/2011 02:00	0.71	10.75	2.93
03/05/2011 03:00	0.616	10.78	2.93
03/05/2011 04:00	0.521	10.69	2.92
03/05/2011 05:00	0.443	10.68	2.92
03/05/2011 06:00	0.413	10.79	2.93
03/05/2011 07:00	0.459	10.59	2.92
03/05/2011 08:00	0.53	10.8	2.93
03/05/2011 09:00	0.592	10.78	2.93
03/05/2011 10:00	0.668	10.78	2.93
03/05/2011 11:00	0.739	10.76	2.93
03/05/2011 12:00	0.769	10.79	2.93

03/05/2011 13:00	0.774	10.75	2.93
03/05/2011 14:00	0.717	10.76	2.93
03/05/2011 15:00	0.626	10.74	2.93
03/05/2011 16:00	0.532	10.77	2.93
03/05/2011 17:00	0.453	10.74	2.93
03/05/2011 18:00	0.409	10.79	2.93
03/05/2011 19:00	0.452	10.75	2.93
03/05/2011 20:00	0.528	10.81	2.93
03/05/2011 21:00	0.6	10.81	2.93
03/05/2011 22:00	0.678	10.81	2.93
03/05/2011 23:00	0.749	10.79	2.93
04/05/2011 00:00	0.785	10.77	2.93
04/05/2011 01:00	0.805	10.65	2.92
04/05/2011 02:00	0.76	10.73	2.92
04/05/2011 03:00	0.668	10.72	2.92
04/05/2011 04:00	0.572	10.71	2.92
04/05/2011 05:00	0.488	10.76	2.93
04/05/2011 06:00	0.426	10.71	2.92
04/05/2011 07:00	0.434	10.74	2.93
04/05/2011 08:00	0.5	10.78	2.93
04/05/2011 09:00	0.56	10.79	2.93
04/05/2011 10:00	0.632	10.81	2.93
04/05/2011 11:00	0.708	10.82	2.93
04/05/2011 12:00	0.765	10.84	2.93
04/05/2011 13:00	0.781	10.8	2.93
04/05/2011 14:00	0.76	10.79	2.93
04/05/2011 15:00	0.676	10.76	2.93
04/05/2011 16:00	0.58	10.74	2.93
04/05/2011 17:00	0.487	10.81	2.93
04/05/2011 18:00	0.413	10.7	2.92
04/05/2011 19:00	0.4	10.78	2.93
04/05/2011 20:00	0.459	10.78	2.93
04/05/2011 21:00	0.522	10.76	2.93
04/05/2011 22:00	0.594	10.7	2.92
04/05/2011 23:00	0.671	10.69	2.92
05/05/2011 00:00	0.734	10.79	2.93
05/05/2011 01:00	0.762	10.72	2.92
05/05/2011 02:00	0.758	10.7	2.92
05/05/2011 03:00	0.681	10.76	2.93
05/05/2011 04:00	0.583	10.77	2.93
05/05/2011 05:00	0.501	10.76	2.93
05/05/2011 06:00	0.42	10.64	2.92
05/05/2011 07:00	0.382	10.77	2.93
05/05/2011 08:00	0.427	10.73	2.93
05/05/2011 09:00	0.488	10.8	2.93
05/05/2011 10:00	0.549	10.76	2.93
05/05/2011 11:00	0.627	10.78	2.93
05/05/2011 12:00	0.698	10.86	2.94
05/05/2011 13:00	0.733	10.78	2.93
05/05/2011 14:00	0.739	10.8	2.93
05/05/2011 15:00	0.68	10.78	2.93
05/05/2011 16:00	0.591	10.67	2.92
05/05/2011 17:00	0.503	10.73	2.92
05/05/2011 18:00	0.414	10.67	2.92
05/05/2011 19:00	0.363	10.82	2.93
05/05/2011 20:00	0.377	10.77	2.93
05/05/2011 21:00	0.436	10.82	2.93
05/05/2011 22:00	0.503	10.81	2.93
05/05/2011 23:00	0.576	10.79	2.93

06/05/2011 00:00	0.657	10.73	2.93
06/05/2011 01:00	0.709	10.76	2.93
06/05/2011 02:00	0.738	10.84	2.94
06/05/2011 03:00	0.703	10.77	2.93
06/05/2011 04:00	0.615	10.74	2.93
06/05/2011 05:00	0.528	10.68	2.92
06/05/2011 06:00	0.447	10.78	2.93
06/05/2011 07:00	0.386	10.81	2.93
06/05/2011 08:00	0.386	10.67	2.92
06/05/2011 09:00	0.446	10.8	2.93
06/05/2011 10:00	0.51	10.78	2.93
06/05/2011 11:00	0.578	10.8	2.93
06/05/2011 12:00	0.655	10.84	2.94
06/05/2011 13:00	0.712	10.87	2.94
06/05/2011 14:00	0.73	10.7	2.92
06/05/2011 15:00	0.714	10.81	2.93
06/05/2011 16:00	0.637	10.69	2.92
06/05/2011 17:00	0.542	10.8	2.93
06/05/2011 18:00	0.455	10.77	2.93
06/05/2011 19:00	0.382	10.73	2.93
06/05/2011 20:00	0.353	10.8	2.93
06/05/2011 21:00	0.402	10.78	2.93
06/05/2011 22:00	0.465	10.76	2.93
06/05/2011 23:00	0.533	10.75	2.93
07/05/2011 00:00	0.613	10.76	2.93
07/05/2011 01:00	0.687	10.83	2.94
07/05/2011 02:00	0.732	10.85	2.94
07/05/2011 03:00	0.746	10.8	2.93
07/05/2011 04:00	0.68	10.78	2.93
07/05/2011 05:00	0.594	10.82	2.94
07/05/2011 06:00	0.51	10.82	2.94
07/05/2011 07:00	0.437	10.81	2.94
07/05/2011 08:00	0.403	10.72	2.93
07/05/2011 09:00	0.437	10.66	2.92
07/05/2011 10:00	0.503	10.71	2.93
07/05/2011 11:00	0.562	10.82	2.94
07/05/2011 12:00	0.646	10.81	2.94
07/05/2011 13:00	0.711	10.74	2.93
07/05/2011 14:00	0.742	10.84	2.94
07/05/2011 15:00	0.749	10.79	2.93
07/05/2011 16:00	0.707	10.82	2.94
07/05/2011 17:00	0.62	10.78	2.93
07/05/2011 18:00	0.529	10.75	2.93
07/05/2011 19:00	0.442	10.79	2.93
07/05/2011 20:00	0.379	10.78	2.93
07/05/2011 21:00	0.379	10.78	2.93
07/05/2011 22:00	0.436	10.82	2.94
07/05/2011 23:00	0.492	10.83	2.94
08/05/2011 00:00	0.566	10.82	2.94
08/05/2011 01:00	0.646	10.84	2.94
08/05/2011 02:00	0.715	10.84	2.94
08/05/2011 03:00	0.756	10.83	2.94
08/05/2011 04:00	0.742	10.76	2.93
08/05/2011 05:00	0.654	10.77	2.93
08/05/2011 06:00	0.568	10.75	2.93
08/05/2011 07:00	0.49	10.78	2.93
08/05/2011 08:00	0.43	10.75	2.93
08/05/2011 09:00	0.411	10.76	2.93
08/05/2011 10:00	0.443	10.66	2.92

08/05/2011 11:00	0.485	10.76	2.93
08/05/2011 12:00	0.546	10.77	2.93
08/05/2011 13:00	0.611	10.85	2.94
08/05/2011 14:00	0.663	10.86	2.94
08/05/2011 15:00	0.685	10.84	2.94
08/05/2011 16:00	0.676	10.69	2.93
08/05/2011 17:00	0.609	10.78	2.94
08/05/2011 18:00	0.519	10.79	2.94
08/05/2011 19:00	0.449	10.73	2.93
08/05/2011 20:00	0.365	10.81	2.94
08/05/2011 21:00	0.323	10.75	2.93
08/05/2011 22:00	0.333	10.85	2.94
08/05/2011 23:00	0.379	10.78	2.94
09/05/2011 00:00	0.439	10.83	2.94
09/05/2011 01:00	0.522	10.83	2.94
09/05/2011 02:00	0.599	10.79	2.94
09/05/2011 03:00	0.668	10.82	2.94
09/05/2011 04:00	0.702	10.83	2.94
09/05/2011 05:00	0.669	10.75	2.93
09/05/2011 06:00	0.598	10.69	2.93
09/05/2011 07:00	0.529	10.81	2.94
09/05/2011 08:00	0.465	10.79	2.94
09/05/2011 09:00	0.427	10.73	2.93
09/05/2011 10:00	0.443	10.77	2.93
09/05/2011 11:00	0.489	10.83	2.94
09/05/2011 12:00	0.549	10.82	2.94
09/05/2011 13:00	0.618	10.79	2.94
09/05/2011 14:00	0.69	10.72	2.93
09/05/2011 15:00	0.729	10.79	2.94
09/05/2011 16:00	0.74	10.8	2.94
09/05/2011 17:00	0.72	10.8	2.93
09/05/2011 18:00	0.656	10.78	2.93
09/05/2011 19:00	0.577	10.74	2.92
09/05/2011 20:00	0.488	10.77	2.92
09/05/2011 21:00	0.416	10.76	2.92
09/05/2011 22:00	0.378	10.72	2.92
09/05/2011 23:00	0.395	10.79	2.92
10/05/2011 00:00	0.437	10.77	2.92
10/05/2011 01:00	0.504	10.81	2.92
10/05/2011 02:00	0.585	10.78	2.91
10/05/2011 03:00	0.66	10.85	2.92
10/05/2011 04:00	0.716	10.79	2.91
10/05/2011 05:00	0.748	10.81	2.91
10/05/2011 06:00	0.711	10.8	2.91
10/05/2011 07:00	0.637	10.77	2.91
10/05/2011 08:00	0.556	10.75	2.9
10/05/2011 09:00	0.493	10.78	2.91
10/05/2011 10:00	0.454	10.78	2.9
10/05/2011 11:00	0.462	10.75	2.9
10/05/2011 12:00	0.498	10.74	2.9
10/05/2011 13:00	0.545	10.78	2.9
10/05/2011 14:00	0.602	10.8	2.9
10/05/2011 15:00	0.659	10.81	2.9
10/05/2011 16:00	0.694	10.81	2.9
10/05/2011 17:00	0.706	10.78	2.9
10/05/2011 18:00	0.682	10.79	2.9
10/05/2011 19:00	0.617	10.79	2.9
10/05/2011 20:00	0.536	10.76	2.9
10/05/2011 21:00	0.457	10.79	2.9

10/05/2011 22:00	0.384	10.75	2.9
10/05/2011 23:00	0.352	10.8	2.9
11/05/2011 00:00	0.349	10.69	2.89
11/05/2011 01:00	0.393	10.75	2.9
11/05/2011 02:00	0.456	10.81	2.9
11/05/2011 03:00	0.532	10.83	2.9
11/05/2011 04:00	0.61	10.77	2.9
11/05/2011 05:00	0.68	10.73	2.89
11/05/2011 06:00	0.715	10.76	2.89
11/05/2011 07:00	0.684	10.82	2.9
11/05/2011 08:00	0.622	10.81	2.9
11/05/2011 09:00	0.563	10.81	2.9
11/05/2011 10:00	0.507	10.75	2.89
11/05/2011 11:00	0.473	10.79	2.9
11/05/2011 12:00	0.49	10.77	2.89
11/05/2011 13:00	0.524	10.75	2.89
11/05/2011 14:00	0.573	10.81	2.9
11/05/2011 15:00	0.632	10.82	2.9
11/05/2011 16:00	0.693	10.83	2.9
11/05/2011 17:00	0.736	10.77	2.89
11/05/2011 18:00	0.74	10.76	2.89
11/05/2011 19:00	0.722	10.82	2.89
11/05/2011 20:00	0.66	10.83	2.89
11/05/2011 21:00	0.578	10.81	2.89
11/05/2011 22:00	0.498	10.73	2.89
11/05/2011 23:00	0.428	10.74	2.89
12/05/2011 00:00	0.379	10.77	2.89
12/05/2011 01:00	0.373	10.78	2.89
12/05/2011 02:00	0.404	10.71	2.88
12/05/2011 03:00	0.466	10.77	2.89
12/05/2011 04:00	0.538	10.75	2.89
12/05/2011 05:00	0.615	10.82	2.89
12/05/2011 06:00	0.68	10.82	2.89
12/05/2011 07:00	0.718	10.76	2.89
12/05/2011 08:00	0.689	10.67	2.88
12/05/2011 09:00	0.636	10.78	2.89
12/05/2011 10:00	0.576	10.78	2.89
12/05/2011 11:00	0.517	10.76	2.88
12/05/2011 12:00	0.467	10.8	2.89
12/05/2011 13:00	0.452	10.8	2.89
12/05/2011 14:00	0.474	10.78	2.89
12/05/2011 15:00	0.521	10.8	2.89
12/05/2011 16:00	0.582	10.84	2.89
12/05/2011 17:00	0.641	10.84	2.89
12/05/2011 18:00	0.69	10.77	2.88
12/05/2011 19:00	0.718	10.78	2.88
12/05/2011 20:00	0.705	10.8	2.89
12/05/2011 21:00	0.652	10.82	2.89
12/05/2011 22:00	0.568	10.8	2.88
12/05/2011 23:00	0.492	10.8	2.88
13/05/2011 00:00	0.411	10.72	2.88
13/05/2011 01:00	0.357	10.81	2.89
13/05/2011 02:00	0.348	10.84	2.89
13/05/2011 03:00	0.382	10.75	2.88
13/05/2011 04:00	0.445	10.69	2.88
13/05/2011 05:00	0.523	10.81	2.89
13/05/2011 06:00	0.604	10.8	2.88
13/05/2011 07:00	0.67	10.83	2.89
13/05/2011 08:00	0.71	10.83	2.89

13/05/2011 09:00	0.709	10.77	2.88
13/05/2011 10:00	0.665	10.8	2.88
13/05/2011 11:00	0.602	10.81	2.88
13/05/2011 12:00	0.537	10.74	2.88
13/05/2011 13:00	0.471	10.81	2.88
13/05/2011 14:00	0.437	10.79	2.88
13/05/2011 15:00	0.45	10.82	2.88
13/05/2011 16:00	0.502	10.82	2.88
13/05/2011 17:00	0.562	10.81	2.88
13/05/2011 18:00	0.631	10.84	2.88
13/05/2011 19:00	0.681	10.81	2.88
13/05/2011 20:00	0.705	10.84	2.88
13/05/2011 21:00	0.703	10.84	2.88
13/05/2011 22:00	0.656	10.84	2.88
13/05/2011 23:00	0.575	10.68	2.87
14/05/2011 00:00	0.488	10.77	2.88
14/05/2011 01:00	0.404	10.74	2.88
14/05/2011 02:00	0.348	10.84	2.88
14/05/2011 03:00	0.336	10.79	2.88
14/05/2011 04:00	0.378	10.75	2.88
14/05/2011 05:00	0.442	10.79	2.88
14/05/2011 06:00	0.516	10.85	2.88
14/05/2011 07:00	0.593	10.83	2.88
14/05/2011 08:00	0.664	10.76	2.88
14/05/2011 09:00	0.703	10.81	2.88
14/05/2011 10:00	0.711	10.82	2.88
14/05/2011 11:00	0.658	10.83	2.88
14/05/2011 12:00	0.591	10.79	2.88
14/05/2011 13:00	0.516	10.79	2.88
14/05/2011 14:00	0.455	10.8	2.88
14/05/2011 15:00	0.421	10.79	2.88
14/05/2011 16:00	0.46	10.79	2.88
14/05/2011 17:00	0.521	10.78	2.88
14/05/2011 18:00	0.594	10.78	2.88
14/05/2011 19:00	0.665	10.79	2.88
14/05/2011 20:00	0.729	10.79	2.88
14/05/2011 21:00	0.749	10.73	2.87
14/05/2011 22:00	0.745	10.82	2.88
14/05/2011 23:00	0.696	10.81	2.88
15/05/2011 00:00	0.601	10.78	2.88
15/05/2011 01:00	0.505	10.72	2.87
15/05/2011 02:00	0.414	10.74	2.87
15/05/2011 03:00	0.344	10.74	2.87
15/05/2011 04:00	0.33	10.71	2.87
15/05/2011 05:00	0.392	10.69	2.87
15/05/2011 06:00	0.467	10.85	2.88
15/05/2011 07:00	0.54	10.84	2.88
15/05/2011 08:00	0.621	10.76	2.87
15/05/2011 09:00	0.694	10.82	2.88
15/05/2011 10:00	0.732	10.83	2.88
15/05/2011 11:00	0.741	10.82	2.88
15/05/2011 12:00	0.675	10.84	2.88
15/05/2011 13:00	0.586	10.8	2.88
15/05/2011 14:00	0.505	10.81	2.88
15/05/2011 15:00	0.427	10.77	2.87
15/05/2011 16:00	0.389	10.8	2.88
15/05/2011 17:00	0.438	10.83	2.88
15/05/2011 18:00	0.506	10.81	2.88
15/05/2011 19:00	0.58	10.73	2.87

15/05/2011 20:00	0.659	10.75	2.87
15/05/2011 21:00	0.717	10.74	2.87
15/05/2011 22:00	0.736	10.82	2.88
15/05/2011 23:00	0.729	10.84	2.88
16/05/2011 00:00	0.665	10.81	2.87
16/05/2011 01:00	0.563	10.76	2.87
16/05/2011 02:00	0.463	10.83	2.88
16/05/2011 03:00	0.364	10.76	2.87
16/05/2011 04:00	0.293	10.81	2.87
16/05/2011 05:00	0.296	10.78	2.87
16/05/2011 06:00	0.365	10.85	2.88
16/05/2011 07:00	0.438	10.83	2.88
16/05/2011 08:00	0.522	10.87	2.88
16/05/2011 09:00	0.612	10.78	2.87
16/05/2011 10:00	0.68	10.79	2.87
16/05/2011 11:00	0.711	10.84	2.88
16/05/2011 12:00	0.697	10.83	2.87
16/05/2011 13:00	0.614	10.79	2.87
16/05/2011 14:00	0.522	10.81	2.87
16/05/2011 15:00	0.434	10.78	2.87
16/05/2011 16:00	0.363	10.81	2.87
16/05/2011 17:00	0.35	10.81	2.87
16/05/2011 18:00	0.421	10.86	2.88
16/05/2011 19:00	0.501	10.79	2.87
16/05/2011 20:00	0.588	10.82	2.87
16/05/2011 21:00	0.676	10.81	2.87
16/05/2011 22:00	0.749	10.85	2.87
16/05/2011 23:00	0.764	10.84	2.87
17/05/2011 00:00	0.767	10.84	2.87
17/05/2011 01:00	0.697	10.83	2.87
17/05/2011 02:00	0.585	10.81	2.87
17/05/2011 03:00	0.487	10.84	2.87
17/05/2011 04:00	0.39	10.79	2.87
17/05/2011 05:00	0.333	10.82	2.87
17/05/2011 06:00	0.359	10.85	2.87
17/05/2011 07:00	0.441	10.82	2.87
17/05/2011 08:00	0.518	10.77	2.87
17/05/2011 09:00	0.604	10.78	2.87
17/05/2011 10:00	0.699	10.8	2.87
17/05/2011 11:00	0.752	10.86	2.87
17/05/2011 12:00	0.766	10.83	2.87
17/05/2011 13:00	0.738	10.81	2.87
17/05/2011 14:00	0.642	10.85	2.87
17/05/2011 15:00	0.541	10.81	2.87
17/05/2011 16:00	0.447	10.76	2.86
17/05/2011 17:00	0.371	10.8	2.87
17/05/2011 18:00	0.358	10.83	2.87
17/05/2011 19:00	0.431	10.83	2.87
17/05/2011 20:00	0.51	10.84	2.87
17/05/2011 21:00	0.598	10.76	2.86
17/05/2011 22:00	0.69	10.74	2.86
17/05/2011 23:00	0.76	10.8	2.86
18/05/2011 00:00	0.772	10.85	2.87
18/05/2011 01:00	0.764	10.82	2.86
18/05/2011 02:00	0.672	10.82	2.87
18/05/2011 03:00	0.562	10.79	2.86
18/05/2011 04:00	0.458	10.69	2.86
18/05/2011 05:00	0.364	10.8	2.86
18/05/2011 06:00	0.307	10.79	2.86

18/05/2011 07:00	0.352	10.78	2.86
18/05/2011 08:00	0.425	10.85	2.87
18/05/2011 09:00	0.501	10.84	2.87
18/05/2011 10:00	0.583	10.86	2.87
18/05/2011 11:00	0.674	10.84	2.87
18/05/2011 12:00	0.711	10.82	2.86
18/05/2011 13:00	0.717	10.82	2.86
18/05/2011 14:00	0.663	10.75	2.86
18/05/2011 15:00	0.559	10.83	2.86
18/05/2011 16:00	0.462	10.83	2.86
18/05/2011 17:00	0.368	10.75	2.86
18/05/2011 18:00	0.313	10.81	2.86
18/05/2011 19:00	0.34	10.85	2.86
18/05/2011 20:00	0.435	10.82	2.86
18/05/2011 21:00	0.516	10.81	2.86
18/05/2011 22:00	0.612	10.84	2.86
18/05/2011 23:00	0.714	10.79	2.86
19/05/2011 00:00	0.779	10.83	2.86
19/05/2011 01:00	0.799	10.85	2.86
19/05/2011 02:00	0.787	10.87	2.86
19/05/2011 03:00	0.695	10.8	2.86
19/05/2011 04:00	0.589	10.78	2.86
19/05/2011 05:00	0.49	10.81	2.86
19/05/2011 06:00	0.409	10.83	2.86
19/05/2011 07:00	0.38	10.82	2.86
19/05/2011 08:00	0.447	10.85	2.86
19/05/2011 09:00	0.526	10.83	2.86
19/05/2011 10:00	0.618	10.85	2.86
19/05/2011 11:00	0.707	10.87	2.86
19/05/2011 12:00	0.784	10.84	2.86
19/05/2011 13:00	0.801	10.87	2.86
19/05/2011 14:00	0.794	10.84	2.86
19/05/2011 15:00	0.724	10.8	2.86
19/05/2011 16:00	0.62	10.77	2.86
19/05/2011 17:00	0.513	10.79	2.86
19/05/2011 18:00	0.417	10.82	2.86
19/05/2011 19:00	0.365	10.82	2.86
19/05/2011 20:00	0.4	10.84	2.86
19/05/2011 21:00	0.482	10.83	2.86
19/05/2011 22:00	0.559	10.86	2.86
19/05/2011 23:00	0.647	10.87	2.86
20/05/2011 00:00	0.729	10.87	2.86
20/05/2011 01:00	0.773	10.85	2.86
20/05/2011 02:00	0.791	10.88	2.86
20/05/2011 03:00	0.748	10.85	2.86
20/05/2011 04:00	0.646	10.74	2.85
20/05/2011 05:00	0.546	10.83	2.86
20/05/2011 06:00	0.448	10.83	2.86
20/05/2011 07:00	0.363	10.81	2.86
20/05/2011 08:00	0.35	10.87	2.86
20/05/2011 09:00	0.409	10.83	2.86
20/05/2011 10:00	0.481	10.86	2.86
20/05/2011 11:00	0.551	10.87	2.86
20/05/2011 12:00	0.637	10.87	2.86
20/05/2011 13:00	0.701	10.88	2.86
20/05/2011 14:00	0.712	10.88	2.86
20/05/2011 15:00	0.7	10.73	2.85
20/05/2011 16:00	0.614	10.75	2.85
20/05/2011 17:00	0.518	10.8	2.86

20/05/2011 18:00	0.422	10.84	2.86
20/05/2011 19:00	0.34	10.84	2.86
20/05/2011 20:00	0.304	10.83	2.86
20/05/2011 21:00	0.365	10.85	2.86
20/05/2011 22:00	0.438	10.77	2.85
20/05/2011 23:00	0.519	10.88	2.86
21/05/2011 00:00	0.615	10.85	2.86
21/05/2011 01:00	0.703	10.81	2.85
21/05/2011 02:00	0.755	10.88	2.86
21/05/2011 03:00	0.78	10.8	2.85
21/05/2011 04:00	0.729	10.79	2.85
21/05/2011 05:00	0.633	10.81	2.85
21/05/2011 06:00	0.545	10.85	2.86
21/05/2011 07:00	0.458	10.86	2.86
21/05/2011 08:00	0.395	10.83	2.85
21/05/2011 09:00	0.418	10.85	2.86
21/05/2011 10:00	0.488	10.78	2.85
21/05/2011 11:00	0.558	10.79	2.85
21/05/2011 12:00	0.63	10.77	2.85
21/05/2011 13:00	0.706	10.8	2.85
21/05/2011 14:00	0.735	10.78	2.85
21/05/2011 15:00	0.729	10.82	2.85
21/05/2011 16:00	0.701	10.85	2.85
21/05/2011 17:00	0.602	10.82	2.85
21/05/2011 18:00	0.505	10.8	2.85
21/05/2011 19:00	0.418	10.85	2.85
21/05/2011 20:00	0.343	10.86	2.85
21/05/2011 21:00	0.321	10.81	2.85
21/05/2011 22:00	0.362	10.89	2.86
21/05/2011 23:00	0.425	10.81	2.85
22/05/2011 00:00	0.498	10.87	2.86
22/05/2011 01:00	0.579	10.8	2.85
22/05/2011 02:00	0.654	10.9	2.86
22/05/2011 03:00	0.698	10.87	2.85
22/05/2011 04:00	0.708	10.86	2.85
22/05/2011 05:00	0.633	10.85	2.85
22/05/2011 06:00	0.546	10.85	2.85
22/05/2011 07:00	0.466	10.87	2.85
22/05/2011 08:00	0.393	10.86	2.85
22/05/2011 09:00	0.355	10.75	2.84
22/05/2011 10:00	0.384	10.82	2.85
22/05/2011 11:00	0.447	10.82	2.85
22/05/2011 12:00	0.512	10.76	2.84
22/05/2011 13:00	0.585	10.86	2.85
22/05/2011 14:00	0.647	10.75	2.84
22/05/2011 15:00	0.68	10.79	2.85
22/05/2011 16:00	0.682	10.78	2.85
22/05/2011 17:00	0.616	10.81	2.85
22/05/2011 18:00	0.524	10.85	2.85
22/05/2011 19:00	0.452	10.84	2.85
22/05/2011 20:00	0.371	10.83	2.85
22/05/2011 21:00	0.326	10.77	2.84
22/05/2011 22:00	0.33	10.78	2.84
22/05/2011 23:00	0.376	10.74	2.84
23/05/2011 00:00	0.44	10.77	2.84
23/05/2011 01:00	0.523	10.78	2.84
23/05/2011 02:00	0.61	10.77	2.84
23/05/2011 03:00	0.69	10.79	2.84
23/05/2011 04:00	0.735	10.84	2.85

23/05/2011 05:00	0.732	10.77	2.84
23/05/2011 06:00	0.666	10.83	2.85
23/05/2011 07:00	0.592	10.79	2.84
23/05/2011 08:00	0.514	10.78	2.84
23/05/2011 09:00	0.456	10.75	2.84
23/05/2011 10:00	0.435	10.79	2.84
23/05/2011 11:00	0.465	10.77	2.84
23/05/2011 12:00	0.516	10.76	2.84
23/05/2011 13:00	0.561	10.81	2.84
23/05/2011 14:00	0.61	10.88	2.85
23/05/2011 15:00	0.635	10.82	2.84
23/05/2011 16:00	0.628	10.79	2.84
23/05/2011 17:00	0.588	10.85	2.85
23/05/2011 18:00	0.51	10.87	2.85
23/05/2011 19:00	0.426	10.82	2.84
23/05/2011 20:00	0.344	10.88	2.85
23/05/2011 21:00	0.27	10.86	2.85
23/05/2011 22:00	0.213	10.85	2.85
23/05/2011 23:00	0.195	10.83	2.84
24/05/2011 00:00	0.215	10.86	2.85
24/05/2011 01:00	0.268	10.86	2.85
24/05/2011 02:00	0.327	10.89	2.85
24/05/2011 03:00	0.404	10.81	2.84
24/05/2011 04:00	0.497	10.82	2.84
24/05/2011 05:00	0.567	10.82	2.84
24/05/2011 06:00	0.573	10.89	2.85
24/05/2011 07:00	0.541	10.87	2.84
24/05/2011 08:00	0.502	10.89	2.85
24/05/2011 09:00	0.484	10.85	2.84
24/05/2011 10:00	0.493	10.82	2.84
24/05/2011 11:00	0.542	10.76	2.84
24/05/2011 12:00	0.606	10.79	2.84
24/05/2011 13:00	0.664	10.83	2.84
24/05/2011 14:00	0.736	10.89	2.84
24/05/2011 15:00	0.803	10.85	2.84
24/05/2011 16:00	0.83	10.85	2.84
24/05/2011 17:00	0.831	10.85	2.84
24/05/2011 18:00	0.802	10.78	2.84
24/05/2011 19:00	0.746	10.78	2.84
24/05/2011 20:00	0.659	10.8	2.84
24/05/2011 21:00	0.562	10.79	2.84
24/05/2011 22:00	0.481	10.86	2.84
24/05/2011 23:00	0.424	10.88	2.84
25/05/2011 00:00	0.398	10.89	2.84
25/05/2011 01:00	0.41	10.89	2.84
25/05/2011 02:00	0.455	10.82	2.84
25/05/2011 03:00	0.52	10.79	2.84
25/05/2011 04:00	0.585	10.89	2.84
25/05/2011 05:00	0.647	10.82	2.84
25/05/2011 06:00	0.687	10.87	2.84
25/05/2011 07:00	0.668	10.85	2.84
25/05/2011 08:00	0.613	10.87	2.84
25/05/2011 09:00	0.553	10.87	2.84
25/05/2011 10:00	0.496	10.76	2.83
25/05/2011 11:00	0.449	10.87	2.84
25/05/2011 12:00	0.442	10.89	2.84
25/05/2011 13:00	0.46	10.87	2.84
25/05/2011 14:00	0.5	10.87	2.84
25/05/2011 15:00	0.548	10.81	2.84

25/05/2011 16:00	0.607	10.86	2.84
25/05/2011 17:00	0.643	10.86	2.84
25/05/2011 18:00	0.659	10.82	2.84
25/05/2011 19:00	0.647	10.86	2.84
25/05/2011 20:00	0.585	10.81	2.84
25/05/2011 21:00	0.502	10.8	2.83
25/05/2011 22:00	0.427	10.76	2.83
25/05/2011 23:00	0.355	10.8	2.83
26/05/2011 00:00	0.312	10.82	2.84
26/05/2011 01:00	0.296	10.78	2.83
26/05/2011 02:00	0.313	10.8	2.84
26/05/2011 03:00	0.364	10.81	2.83
26/05/2011 04:00	0.437	10.82	2.84
26/05/2011 05:00	0.509	10.81	2.83
26/05/2011 06:00	0.586	10.87	2.84
26/05/2011 07:00	0.643	10.79	2.83
26/05/2011 08:00	0.643	10.81	2.83
26/05/2011 09:00	0.589	10.84	2.84
26/05/2011 10:00	0.543	10.87	2.84
26/05/2011 11:00	0.498	10.87	2.84
26/05/2011 12:00	0.469	10.89	2.84
26/05/2011 13:00	0.463	10.89	2.84
26/05/2011 14:00	0.49	10.81	2.83
26/05/2011 15:00	0.504	11.11	2.79
26/05/2011 16:00	0.586	10.91	2.77
26/05/2011 17:00	0.646	10.92	2.77
26/05/2011 18:00	0.685	10.84	2.76
26/05/2011 19:00	0.705	10.81	2.76
26/05/2011 20:00	0.692	10.84	2.76
26/05/2011 21:00	0.634	10.92	2.76
26/05/2011 22:00	0.568	10.84	2.75
26/05/2011 23:00	0.503	10.89	2.75
27/05/2011 00:00	0.439	10.86	2.74
27/05/2011 01:00	0.404	10.88	2.74
27/05/2011 02:00	0.391	10.89	2.74
27/05/2011 03:00	0.432	10.9	2.74
27/05/2011 04:00	0.495	10.92	2.74
27/05/2011 05:00	0.564	10.88	2.73
27/05/2011 06:00	0.628	10.91	2.73
27/05/2011 07:00	0.687	10.94	2.73
27/05/2011 08:00	0.725	10.87	2.72
27/05/2011 09:00	0.724	10.89	2.73
27/05/2011 10:00	0.683	10.9	2.73
27/05/2011 11:00	0.625	10.89	2.72
27/05/2011 12:00	0.564	10.89	2.72
27/05/2011 13:00	0.511	10.9	2.72
27/05/2011 14:00	0.48	10.9	2.72
27/05/2011 15:00	0.478	10.89	2.72
27/05/2011 16:00	0.516	10.89	2.72
27/05/2011 17:00	0.566	10.89	2.72
27/05/2011 18:00	0.613	10.86	2.72
27/05/2011 19:00	0.644	10.88	2.72
27/05/2011 20:00	0.666	10.91	2.72
27/05/2011 21:00	0.644	10.83	2.72
27/05/2011 22:00	0.597	10.91	2.72
27/05/2011 23:00	0.522	10.86	2.72
28/05/2011 00:00	0.445	10.91	2.72
28/05/2011 01:00	0.374	10.92	2.72
28/05/2011 02:00	0.325	10.88	2.72

28/05/2011 03:00	0.307	10.92	2.72
28/05/2011 04:00	0.32	10.91	2.72
28/05/2011 05:00	0.368	10.84	2.71
28/05/2011 06:00	0.429	10.87	2.72
28/05/2011 07:00	0.488	10.87	2.72
28/05/2011 08:00	0.553	10.88	2.72
28/05/2011 09:00	0.6	10.83	2.71
28/05/2011 10:00	0.584	10.85	2.71
28/05/2011 11:00	0.531	10.82	2.71
28/05/2011 12:00	0.478	10.81	2.71
28/05/2011 13:00	0.435	10.8	2.71
28/05/2011 14:00	0.397	10.85	2.71
28/05/2011 15:00	0.397	10.81	2.71
28/05/2011 16:00	0.435	10.82	2.71
28/05/2011 17:00	0.477	10.81	2.71
28/05/2011 18:00	0.537	10.83	2.71
28/05/2011 19:00	0.612	10.88	2.71
28/05/2011 20:00	0.673	10.92	2.72
28/05/2011 21:00	0.71	10.88	2.71
28/05/2011 22:00	0.707	10.87	2.71
28/05/2011 23:00	0.655	10.89	2.71
29/05/2011 00:00	0.591	10.87	2.71
29/05/2011 01:00	0.524	10.83	2.71
29/05/2011 02:00	0.458	10.84	2.71
29/05/2011 03:00	0.409	10.89	2.71
29/05/2011 04:00	0.402	10.89	2.71
29/05/2011 05:00	0.439	10.9	2.71
29/05/2011 06:00	0.485	10.81	2.71
29/05/2011 07:00	0.552	10.88	2.71
29/05/2011 08:00	0.609	10.85	2.71
29/05/2011 09:00	0.663	10.84	2.71
29/05/2011 10:00	0.697	10.88	2.71
29/05/2011 11:00	0.669	10.92	2.71
29/05/2011 12:00	0.608	10.85	2.71
29/05/2011 13:00	0.533	10.85	2.71
29/05/2011 14:00	0.476	10.9	2.71
29/05/2011 15:00	0.411	10.82	2.7
29/05/2011 16:00	0.403	10.84	2.7
29/05/2011 17:00	0.426	10.82	2.7
29/05/2011 18:00	0.473	10.86	2.71
29/05/2011 19:00	0.535	10.92	2.71
29/05/2011 20:00	0.596	10.92	2.71
29/05/2011 21:00	0.653	10.83	2.7
29/05/2011 22:00	0.678	10.85	2.7
29/05/2011 23:00	0.669	10.89	2.71
30/05/2011 00:00	0.602	10.86	2.7
30/05/2011 01:00	0.528	10.84	2.7
30/05/2011 02:00	0.457	10.93	2.71
30/05/2011 03:00	0.403	10.91	2.71
30/05/2011 04:00	0.375	10.87	2.7
30/05/2011 05:00	0.389	10.85	2.7
30/05/2011 06:00	0.448	10.86	2.7
30/05/2011 07:00	0.51	10.84	2.7
30/05/2011 08:00	0.586	10.88	2.7
30/05/2011 09:00	0.655	10.85	2.7
30/05/2011 10:00	0.708	10.85	2.7
30/05/2011 11:00	0.724	10.83	2.7
30/05/2011 12:00	0.695	10.88	2.7
30/05/2011 13:00	0.62	10.89	2.7

30/05/2011 14:00	0.541	10.9	2.7
30/05/2011 15:00	0.474	10.92	2.7
30/05/2011 16:00	0.429	10.85	2.7
30/05/2011 17:00	0.432	10.89	2.7
30/05/2011 18:00	0.479	10.86	2.7
30/05/2011 19:00	0.535	10.85	2.7
30/05/2011 20:00	0.6	10.88	2.7
30/05/2011 21:00	0.668	10.93	2.71
30/05/2011 22:00	0.72	10.88	2.7
30/05/2011 23:00	0.743	10.87	2.7
31/05/2011 00:00	0.71	10.92	2.7
31/05/2011 01:00	0.637	10.82	2.7
31/05/2011 02:00	0.553	10.92	2.7
31/05/2011 03:00	0.477	10.86	2.7
31/05/2011 04:00	0.415	10.84	2.7
31/05/2011 05:00	0.389	10.91	2.7
31/05/2011 06:00	0.425	10.84	2.7
31/05/2011 07:00	0.477	10.84	2.7
31/05/2011 08:00	0.544	10.87	2.7
31/05/2011 09:00	0.621	10.88	2.7
31/05/2011 10:00	0.68	10.89	2.7
31/05/2011 11:00	0.72	10.88	2.7
31/05/2011 12:00	0.723	10.93	2.7
31/05/2011 13:00	0.674	10.93	2.7
31/05/2011 14:00	0.599	10.85	2.7
31/05/2011 15:00	0.524	10.92	2.7
31/05/2011 16:00	0.452	10.84	2.7
31/05/2011 17:00	0.407	10.91	2.7
31/05/2011 18:00	0.435	10.89	2.7
31/05/2011 19:00	0.483	10.91	2.7
31/05/2011 20:00	0.543	10.88	2.7
31/05/2011 21:00	0.604	10.83	2.7
31/05/2011 22:00	0.666	10.93	2.7
31/05/2011 23:00	0.699	10.86	2.7
01/06/2011 00:00	0.706	10.85	2.7
01/06/2011 01:00	0.652	10.88	2.7
01/06/2011 02:00	0.56	10.84	2.69
01/06/2011 03:00	0.481	10.88	2.7
01/06/2011 04:00	0.398	10.92	2.7
01/06/2011 05:00	0.342	10.91	2.7
01/06/2011 06:00	0.339	10.86	2.7
01/06/2011 07:00	0.38	10.93	2.7
01/06/2011 08:00	0.44	10.85	2.7
01/06/2011 09:00	0.511	10.91	2.7
01/06/2011 10:00	0.584	10.89	2.7
01/06/2011 11:00	0.637	10.88	2.7
01/06/2011 12:00	0.66	10.94	2.7
01/06/2011 13:00	0.638	10.89	2.7
01/06/2011 14:00	0.555	10.91	2.7
01/06/2011 15:00	0.464	10.86	2.7
01/06/2011 16:00	0.38	10.9	2.7
01/06/2011 17:00	0.306	10.92	2.7
01/06/2011 18:00	0.28	10.89	2.7
01/06/2011 19:00	0.334	10.87	2.7
01/06/2011 20:00	0.405	10.86	2.7
01/06/2011 21:00	0.47	10.92	2.7
01/06/2011 22:00	0.553	10.92	2.7
01/06/2011 23:00	0.622	10.92	2.7
02/06/2011 00:00	0.669	10.94	2.7

02/06/2011 01:00	0.678	10.87	2.69
02/06/2011 02:00	0.614	10.91	2.7
02/06/2011 03:00	0.526	10.91	2.7
02/06/2011 04:00	0.454	10.92	2.7
02/06/2011 05:00	0.39	10.88	2.69
02/06/2011 06:00	0.361	10.88	2.69
02/06/2011 07:00	0.406	10.92	2.7
02/06/2011 08:00	0.46	10.91	2.7
02/06/2011 09:00	0.526	10.88	2.69
02/06/2011 10:00	0.607	10.94	2.7
02/06/2011 11:00	0.673	10.9	2.7
02/06/2011 12:00	0.701	10.87	2.69
02/06/2011 13:00	0.705	10.93	2.7
02/06/2011 14:00	0.655	10.9	2.69
02/06/2011 15:00	0.561	10.87	2.69
02/06/2011 16:00	0.468	10.86	2.69
02/06/2011 17:00	0.379	10.9	2.69
02/06/2011 18:00	0.322	10.93	2.7
02/06/2011 19:00	0.332	10.87	2.69
02/06/2011 20:00	0.398	10.89	2.69
02/06/2011 21:00	0.46	10.87	2.69
02/06/2011 22:00	0.539	10.93	2.7
02/06/2011 23:00	0.62	10.9	2.69
03/06/2011 00:00	0.674	10.89	2.69
03/06/2011 01:00	0.699	10.88	2.69
03/06/2011 02:00	0.679	10.94	2.69
03/06/2011 03:00	0.592	10.93	2.69
03/06/2011 04:00	0.506	10.92	2.69
03/06/2011 05:00	0.423	10.87	2.69
03/06/2011 06:00	0.354	10.9	2.69
03/06/2011 07:00	0.349	10.88	2.69
03/06/2011 08:00	0.412	10.88	2.69
03/06/2011 09:00	0.478	10.89	2.69
03/06/2011 10:00	0.542	10.91	2.69
03/06/2011 11:00	0.618	10.89	2.69
03/06/2011 12:00	0.667	10.91	2.69
03/06/2011 13:00	0.677	10.91	2.69
03/06/2011 14:00	0.672	10.91	2.69
03/06/2011 15:00	0.601	10.87	2.69
03/06/2011 16:00	0.507	10.86	2.69
03/06/2011 17:00	0.412	10.87	2.69
03/06/2011 18:00	0.327	10.88	2.69
03/06/2011 19:00	0.292	10.89	2.69
03/06/2011 20:00	0.329	10.89	2.69
03/06/2011 21:00	0.404	10.94	2.69
03/06/2011 22:00	0.467	10.93	2.69
03/06/2011 23:00	0.549	10.93	2.69
04/06/2011 00:00	0.621	10.95	2.69
04/06/2011 01:00	0.669	10.89	2.69
04/06/2011 02:00	0.695	10.91	2.69
04/06/2011 03:00	0.647	10.91	2.69
04/06/2011 04:00	0.559	10.9	2.69
04/06/2011 05:00	0.477	10.9	2.69
04/06/2011 06:00	0.403	10.89	2.69
04/06/2011 07:00	0.353	10.93	2.69
04/06/2011 08:00	0.396	10.96	2.69
04/06/2011 09:00	0.471	10.95	2.69
04/06/2011 10:00	0.538	10.93	2.69
04/06/2011 11:00	0.625	10.92	2.69

04/06/2011 12:00	0.706	10.91	2.69
04/06/2011 13:00	0.746	10.96	2.69
04/06/2011 14:00	0.76	10.93	2.69
04/06/2011 15:00	0.736	10.89	2.69
04/06/2011 16:00	0.654	10.92	2.69
04/06/2011 17:00	0.557	10.96	2.69
04/06/2011 18:00	0.465	10.93	2.69
04/06/2011 19:00	0.396	10.94	2.69
04/06/2011 20:00	0.377	10.9	2.68
04/06/2011 21:00	0.433	10.94	2.69
04/06/2011 22:00	0.499	10.89	2.68
04/06/2011 23:00	0.577	10.93	2.69
05/06/2011 00:00	0.65	10.96	2.69
05/06/2011 01:00	0.715	10.92	2.69
05/06/2011 02:00	0.753	10.9	2.68
05/06/2011 03:00	0.762	10.91	2.68
05/06/2011 04:00	0.687	10.9	2.68
05/06/2011 05:00	0.602	10.88	2.68
05/06/2011 06:00	0.517	10.88	2.68
05/06/2011 07:00	0.443	10.89	2.68
05/06/2011 08:00	0.416	10.89	2.68
05/06/2011 09:00	0.47	10.9	2.68
05/06/2011 10:00	0.545	10.91	2.68
05/06/2011 11:00	0.606	10.9	2.68
05/06/2011 12:00	0.685	10.88	2.68
05/06/2011 13:00	0.742	10.91	2.68
05/06/2011 14:00	0.758	10.89	2.68
05/06/2011 15:00	0.758	10.89	2.68
05/06/2011 16:00	0.706	10.94	2.69
05/06/2011 17:00	0.608	10.89	2.68
05/06/2011 18:00	0.517	10.91	2.68
05/06/2011 19:00	0.42	10.92	2.68
05/06/2011 20:00	0.368	10.92	2.68
05/06/2011 21:00	0.378	10.92	2.68
05/06/2011 22:00	0.441	10.91	2.68
05/06/2011 23:00	0.509	10.9	2.68
06/06/2011 00:00	0.588	10.94	2.69
06/06/2011 01:00	0.671	10.91	2.68
06/06/2011 02:00	0.734	10.94	2.69
06/06/2011 03:00	0.772	10.9	2.68
06/06/2011 04:00	0.741	10.95	2.68
06/06/2011 05:00	0.661	10.97	2.69
06/06/2011 06:00	0.576	10.94	2.68
06/06/2011 07:00	0.497	10.9	2.68
06/06/2011 08:00	0.437	10.9	2.68
06/06/2011 09:00	0.444	10.93	2.68
06/06/2011 10:00	0.501	10.95	2.69
06/06/2011 11:00	0.567	10.91	2.68
06/06/2011 12:00	0.635	10.93	2.68
06/06/2011 13:00	0.714	10.91	2.68
06/06/2011 14:00	0.765	10.93	2.68
06/06/2011 15:00	0.771	10.9	2.68
06/06/2011 16:00	0.759	10.91	2.68
06/06/2011 17:00	0.679	10.93	2.68
06/06/2011 18:00	0.578	10.9	2.68
06/06/2011 19:00	0.49	10.89	2.68
06/06/2011 20:00	0.408	10.89	2.68
06/06/2011 21:00	0.366	10.9	2.68
06/06/2011 22:00	0.389	10.93	2.68

06/06/2011 23:00	0.446	10.91	2.68
07/06/2011 00:00	0.519	10.94	2.68
07/06/2011 01:00	0.601	10.91	2.68
07/06/2011 02:00	0.687	10.92	2.68
07/06/2011 03:00	0.748	10.92	2.68
07/06/2011 04:00	0.778	10.91	2.68
07/06/2011 05:00	0.732	10.93	2.68
07/06/2011 06:00	0.643	10.91	2.68
07/06/2011 07:00	0.566	10.91	2.68
07/06/2011 08:00	0.496	10.89	2.68
07/06/2011 09:00	0.441	10.91	2.68
07/06/2011 10:00	0.456	10.91	2.68
07/06/2011 11:00	0.508	10.91	2.68
07/06/2011 12:00	0.57	10.92	2.68
07/06/2011 13:00	0.64	10.92	2.68
07/06/2011 14:00	0.709	10.95	2.68
07/06/2011 15:00	0.742	10.91	2.68
07/06/2011 16:00	0.75	10.94	2.68
07/06/2011 17:00	0.712	10.96	2.68
07/06/2011 18:00	0.629	10.93	2.68
07/06/2011 19:00	0.543	10.92	2.68
07/06/2011 20:00	0.452	10.93	2.68
07/06/2011 21:00	0.377	10.95	2.68
07/06/2011 22:00	0.342	10.91	2.68
07/06/2011 23:00	0.363	10.93	2.68
08/06/2011 00:00	0.42	10.94	2.68
08/06/2011 01:00	0.491	10.93	2.68
08/06/2011 02:00	0.574	10.93	2.68
08/06/2011 03:00	0.651	10.95	2.68
08/06/2011 04:00	0.721	10.97	2.68
08/06/2011 05:00	0.737	10.93	2.68
08/06/2011 06:00	0.674	10.95	2.68
08/06/2011 07:00	0.589	10.97	2.68
08/06/2011 08:00	0.51	10.93	2.68
08/06/2011 09:00	0.445	10.94	2.68
08/06/2011 10:00	0.414	10.92	2.68
08/06/2011 11:00	0.435	10.94	2.68
08/06/2011 12:00	0.488	10.91	2.68
08/06/2011 13:00	0.557	10.92	2.68
08/06/2011 14:00	0.622	10.94	2.68
08/06/2011 15:00	0.681	10.95	2.68
08/06/2011 16:00	0.71	10.93	2.68
08/06/2011 17:00	0.713	10.95	2.68
08/06/2011 18:00	0.658	10.92	2.68
08/06/2011 19:00	0.575	10.95	2.68
08/06/2011 20:00	0.491	10.92	2.68
08/06/2011 21:00	0.404	10.95	2.68
08/06/2011 22:00	0.333	10.93	2.68
08/06/2011 23:00	0.301	10.93	2.68
09/06/2011 00:00	0.32	10.92	2.68
09/06/2011 01:00	0.376	10.93	2.68
09/06/2011 02:00	0.449	10.93	2.68
09/06/2011 03:00	0.537	10.97	2.68
09/06/2011 04:00	0.619	10.93	2.68
09/06/2011 05:00	0.688	10.94	2.68
09/06/2011 06:00	0.691	10.95	2.68
09/06/2011 07:00	0.633	10.94	2.68
09/06/2011 08:00	0.556	10.95	2.68
09/06/2011 09:00	0.494	10.96	2.68

09/06/2011 10:00	0.437	10.95	2.68
09/06/2011 11:00	0.403	10.96	2.68
09/06/2011 12:00	0.423	10.95	2.68
09/06/2011 13:00	0.48	10.95	2.68
09/06/2011 14:00	0.539	10.94	2.68
09/06/2011 15:00	0.609	10.94	2.68
09/06/2011 16:00	0.667	10.95	2.68
09/06/2011 17:00	0.703	10.94	2.68
09/06/2011 18:00	0.698	10.93	2.68
09/06/2011 19:00	0.656	10.94	2.68
09/06/2011 20:00	0.572	10.94	2.68
09/06/2011 21:00	0.488	10.94	2.68
09/06/2011 22:00	0.401	10.95	2.68
09/06/2011 23:00	0.336	10.94	2.68
10/06/2011 00:00	0.308	10.93	2.68
10/06/2011 01:00	0.328	10.94	2.68
10/06/2011 02:00	0.384	10.97	2.68
10/06/2011 03:00	0.463	10.97	2.68
10/06/2011 04:00	0.537	10.96	2.68
10/06/2011 05:00	0.62	10.98	2.68
10/06/2011 06:00	0.684	10.97	2.68
10/06/2011 07:00	0.699	10.94	2.68
10/06/2011 08:00	0.644	10.95	2.68
10/06/2011 09:00	0.581	10.95	2.68
10/06/2011 10:00	0.517	10.95	2.68
10/06/2011 11:00	0.457	10.98	2.68
10/06/2011 12:00	0.423	10.99	2.68
10/06/2011 13:00	0.435	10.95	2.68
10/06/2011 14:00	0.478	10.97	2.68
10/06/2011 15:00	0.536	10.97	2.68
10/06/2011 16:00	0.598	10.97	2.68
10/06/2011 17:00	0.667	10.99	2.68
10/06/2011 18:00	0.699	10.94	2.68
10/06/2011 19:00	0.7	10.97	2.68
10/06/2011 20:00	0.668	10.97	2.68
10/06/2011 21:00	0.593	10.97	2.68
10/06/2011 22:00	0.512	10.95	2.68
10/06/2011 23:00	0.428	10.94	2.68
11/06/2011 00:00	0.356	10.95	2.68
11/06/2011 01:00	0.322	10.97	2.68
11/06/2011 02:00	0.336	10.97	2.68
11/06/2011 03:00	0.389	10.97	2.68
11/06/2011 04:00	0.46	10.95	2.68
11/06/2011 05:00	0.535	10.95	2.68
11/06/2011 06:00	0.616	10.96	2.68
11/06/2011 07:00	0.675	10.97	2.68
11/06/2011 08:00	0.701	10.96	2.68
11/06/2011 09:00	0.668	10.98	2.68
11/06/2011 10:00	0.593	10.94	2.67
11/06/2011 11:00	0.521	10.97	2.68
11/06/2011 12:00	0.459	10.96	2.68
11/06/2011 13:00	0.416	10.97	2.68
11/06/2011 14:00	0.42	10.95	2.68
11/06/2011 15:00	0.463	10.97	2.68
11/06/2011 16:00	0.517	10.96	2.68
11/06/2011 17:00	0.587	10.99	2.68
11/06/2011 18:00	0.659	10.97	2.68
11/06/2011 19:00	0.704	10.98	2.68
11/06/2011 20:00	0.706	10.97	2.68

11/06/2011 21:00	0.679	10.95	2.67
11/06/2011 22:00	0.606	10.96	2.67
11/06/2011 23:00	0.522	10.94	2.67
12/06/2011 00:00	0.438	10.98	2.68
12/06/2011 01:00	0.364	10.96	2.67
12/06/2011 02:00	0.322	10.96	2.67
12/06/2011 03:00	0.334	10.95	2.67
12/06/2011 04:00	0.392	10.98	2.68
12/06/2011 05:00	0.459	10.98	2.68
12/06/2011 06:00	0.533	10.97	2.68
12/06/2011 07:00	0.604	10.97	2.67
12/06/2011 08:00	0.658	10.96	2.67
12/06/2011 09:00	0.68	10.97	2.68
12/06/2011 10:00	0.648	10.97	2.67
12/06/2011 11:00	0.582	10.99	2.68
12/06/2011 12:00	0.513	10.99	2.68
12/06/2011 13:00	0.448	10.95	2.67
12/06/2011 14:00	0.394	10.97	2.67
12/06/2011 15:00	0.394	10.97	2.67
12/06/2011 16:00	0.439	10.96	2.67
12/06/2011 17:00	0.499	10.96	2.67
12/06/2011 18:00	0.57	10.97	2.67
12/06/2011 19:00	0.646	10.97	2.67
12/06/2011 20:00	0.697	10.99	2.67
12/06/2011 21:00	0.713	10.96	2.67
12/06/2011 22:00	0.686	10.98	2.67
12/06/2011 23:00	0.611	10.96	2.67
13/06/2011 00:00	0.519	10.97	2.67
13/06/2011 01:00	0.435	10.99	2.67
13/06/2011 02:00	0.351	10.99	2.67
13/06/2011 03:00	0.303	10.97	2.67
13/06/2011 04:00	0.304	10.96	2.67
13/06/2011 05:00	0.349	10.99	2.67
13/06/2011 06:00	0.414	11	2.67
13/06/2011 07:00	0.501	10.97	2.67
13/06/2011 08:00	0.584	10.99	2.67
13/06/2011 09:00	0.654	10.97	2.67
13/06/2011 10:00	0.683	10.99	2.67
13/06/2011 11:00	0.639	10.98	2.67
13/06/2011 12:00	0.556	10.97	2.67
13/06/2011 13:00	0.483	10.97	2.67
13/06/2011 14:00	0.411	10.99	2.67
13/06/2011 15:00	0.354	10.97	2.67
13/06/2011 16:00	0.354	10.96	2.67
13/06/2011 17:00	0.4	10.98	2.67
13/06/2011 18:00	0.467	11	2.67
13/06/2011 19:00	0.556	10.98	2.67
13/06/2011 20:00	0.649	10.99	2.67
13/06/2011 21:00	0.711	10.99	2.67
13/06/2011 22:00	0.74	11	2.67
13/06/2011 23:00	0.726	10.99	2.67
14/06/2011 00:00	0.65	11.01	2.67
14/06/2011 01:00	0.563	10.98	2.67
14/06/2011 02:00	0.477	10.99	2.67
14/06/2011 03:00	0.4	10.98	2.67
14/06/2011 04:00	0.361	10.96	2.67
14/06/2011 05:00	0.382	10.97	2.67
14/06/2011 06:00	0.445	10.97	2.67
14/06/2011 07:00	0.515	10.99	2.67

14/06/2011 08:00	0.591	10.99	2.67
14/06/2011 09:00	0.665	10.99	2.67
14/06/2011 10:00	0.713	10.98	2.67
14/06/2011 11:00	0.727	10.99	2.67
14/06/2011 12:00	0.692	10.98	2.67
14/06/2011 13:00	0.607	10.99	2.67
14/06/2011 14:00	0.517	10.98	2.67
14/06/2011 15:00	0.429	10.98	2.67
14/06/2011 16:00	0.366	10.99	2.67
14/06/2011 17:00	0.362	10.99	2.67
14/06/2011 18:00	0.417	11	2.67
14/06/2011 19:00	0.498	10.98	2.67
14/06/2011 20:00	0.582	11	2.67
14/06/2011 21:00	0.657	11.01	2.67
14/06/2011 22:00	0.72	11	2.67
14/06/2011 23:00	0.739	10.99	2.67
15/06/2011 00:00	0.725	10.98	2.67
15/06/2011 01:00	0.652	10.98	2.67
15/06/2011 02:00	0.554	11.01	2.67
15/06/2011 03:00	0.459	10.98	2.67
15/06/2011 04:00	0.378	10.99	2.67
15/06/2011 05:00	0.335	10.98	2.67
15/06/2011 06:00	0.366	11	2.67
15/06/2011 07:00	0.432	11	2.67
15/06/2011 08:00	0.503	11.01	2.67
15/06/2011 09:00	0.577	11.01	2.67
15/06/2011 10:00	0.65	10.99	2.67
15/06/2011 11:00	0.69	10.99	2.67
15/06/2011 12:00	0.702	11.01	2.67
15/06/2011 13:00	0.647	11.01	2.67
15/06/2011 14:00	0.558	10.98	2.66
15/06/2011 15:00	0.468	10.99	2.67
15/06/2011 16:00	0.38	11.01	2.67
15/06/2011 17:00	0.318	11.01	2.67
15/06/2011 18:00	0.326	11	2.67
15/06/2011 19:00	0.404	11	2.67
15/06/2011 20:00	0.48	11.02	2.67
15/06/2011 21:00	0.563	11	2.67
15/06/2011 22:00	0.657	11.01	2.67
15/06/2011 23:00	0.731	11.01	2.67
16/06/2011 00:00	0.761	10.99	2.66
16/06/2011 01:00	0.741	10.99	2.66
16/06/2011 02:00	0.654	11	2.66
16/06/2011 03:00	0.559	10.99	2.66
16/06/2011 04:00	0.47	10.99	2.66
16/06/2011 05:00	0.396	11	2.66
16/06/2011 06:00	0.376	10.99	2.66
16/06/2011 07:00	0.44	11	2.66
16/06/2011 08:00	0.5	11.01	2.67
16/06/2011 09:00	0.574	11	2.66
16/06/2011 10:00	0.668	11	2.66
16/06/2011 11:00	0.738	11	2.66
16/06/2011 12:00	0.767	11	2.66
16/06/2011 13:00	0.772	11.02	2.66
16/06/2011 14:00	0.708	11	2.66
16/06/2011 15:00	0.609	11.01	2.66
16/06/2011 16:00	0.501	10.99	2.66
16/06/2011 17:00	0.41	11.01	2.66
16/06/2011 18:00	0.343	10.99	2.66

16/06/2011 19:00	0.383	10.99	2.66
16/06/2011 20:00	0.452	11.01	2.66
16/06/2011 21:00	0.529	10.99	2.66
16/06/2011 22:00	0.612	11	2.66
16/06/2011 23:00	0.708	11.02	2.66
17/06/2011 00:00	0.767	11.01	2.66
17/06/2011 01:00	0.795	11	2.66
17/06/2011 02:00	0.749	11.02	2.66
17/06/2011 03:00	0.654	11.02	2.66
17/06/2011 04:00	0.559	11.02	2.66
17/06/2011 05:00	0.474	11.02	2.66
17/06/2011 06:00	0.405	11.01	2.66
17/06/2011 07:00	0.395	11.01	2.66
17/06/2011 08:00	0.464	11.03	2.66
17/06/2011 09:00	0.535	11.03	2.66
17/06/2011 10:00	0.624	11.04	2.66
17/06/2011 11:00	0.716	11.04	2.66
17/06/2011 12:00	0.773	11.02	2.66
17/06/2011 13:00	0.775	11	2.66
17/06/2011 14:00	0.762	11.01	2.66
17/06/2011 15:00	0.679	11.01	2.66
17/06/2011 16:00	0.584	11.01	2.66
17/06/2011 17:00	0.488	11.02	2.66
17/06/2011 18:00	0.399	11.02	2.66
17/06/2011 19:00	0.344	11	2.66
17/06/2011 20:00	0.371	11.01	2.66
17/06/2011 21:00	0.444	11.02	2.66
17/06/2011 22:00	0.532	11.03	2.66
17/06/2011 23:00	0.639	11.03	2.66
18/06/2011 00:00	0.734	11.03	2.66
18/06/2011 01:00	0.806	11.03	2.66
18/06/2011 02:00	0.834	11.02	2.66
18/06/2011 03:00	0.77	11.01	2.66
18/06/2011 04:00	0.664	11.01	2.66
18/06/2011 05:00	0.578	11.03	2.66
18/06/2011 06:00	0.496	11.01	2.66
18/06/2011 07:00	0.439	11.02	2.66
18/06/2011 08:00	0.47	11.01	2.66
18/06/2011 09:00	0.538	11.02	2.66
18/06/2011 10:00	0.609	11.02	2.66
18/06/2011 11:00	0.69	11.02	2.66
18/06/2011 12:00	0.781	11.04	2.66
18/06/2011 13:00	0.833	11.03	2.66
18/06/2011 14:00	0.827	11.03	2.66
18/06/2011 15:00	0.779	11.03	2.66
18/06/2011 16:00	0.672	11.02	2.66
18/06/2011 17:00	0.569	11.03	2.66
18/06/2011 18:00	0.48	11.02	2.66
18/06/2011 19:00	0.402	11.01	2.66
18/06/2011 20:00	0.373	11.02	2.66
18/06/2011 21:00	0.428	11.04	2.66
18/06/2011 22:00	0.501	11.04	2.66
18/06/2011 23:00	0.58	11.04	2.66
19/06/2011 00:00	0.674	11.03	2.66
19/06/2011 01:00	0.764	11.03	2.66
19/06/2011 02:00	0.83	11.04	2.66
19/06/2011 03:00	0.832	11.05	2.66
19/06/2011 04:00	0.753	11.02	2.66
19/06/2011 05:00	0.668	11.03	2.66

19/06/2011 06:00	0.59	11.02	2.66
19/06/2011 07:00	0.517	11.02	2.66
19/06/2011 08:00	0.493	11.03	2.66
19/06/2011 09:00	0.543	11.03	2.66
19/06/2011 10:00	0.609	11.03	2.66
19/06/2011 11:00	0.689	11.04	2.66
19/06/2011 12:00	0.775	11.03	2.66
19/06/2011 13:00	0.841	11.04	2.66
19/06/2011 14:00	0.854	11.03	2.66
19/06/2011 15:00	0.843	11.04	2.66
19/06/2011 16:00	0.769	11.03	2.66
19/06/2011 17:00	0.675	11.02	2.66
19/06/2011 18:00	0.564	11.04	2.66
19/06/2011 19:00	0.467	11.03	2.66
19/06/2011 20:00	0.393	11.03	2.66
19/06/2011 21:00	0.383	11.04	2.66
19/06/2011 22:00	0.436	11.02	2.66
19/06/2011 23:00	0.501	11.04	2.66
20/06/2011 00:00	0.582	11.04	2.66
20/06/2011 01:00	0.669	11.04	2.66
20/06/2011 02:00	0.741	11.03	2.66
20/06/2011 03:00	0.791	11.04	2.66
20/06/2011 04:00	0.77	11.04	2.66
20/06/2011 05:00	0.682	11.03	2.66
20/06/2011 06:00	0.599	11.03	2.66
20/06/2011 07:00	0.513	11.04	2.66
20/06/2011 08:00	0.447	11.05	2.66
20/06/2011 09:00	0.443	11.04	2.66
20/06/2011 10:00	0.512	11.06	2.66
20/06/2011 11:00	0.583	11.06	2.66
20/06/2011 12:00	0.663	11.05	2.66
20/06/2011 13:00	0.748	11.04	2.66
20/06/2011 14:00	0.809	11.04	2.66
20/06/2011 15:00	0.808	11.05	2.66
20/06/2011 16:00	0.791	11.04	2.66
20/06/2011 17:00	0.717	11.07	2.66
20/06/2011 18:00	0.616	11.04	2.66
20/06/2011 19:00	0.523	11.04	2.66
20/06/2011 20:00	0.432	11.04	2.65
20/06/2011 21:00	0.374	11.05	2.66
20/06/2011 22:00	0.373	11.05	2.66
20/06/2011 23:00	0.424	11.05	2.65
21/06/2011 00:00	0.491	11.04	2.66
21/06/2011 01:00	0.574	11.05	2.66
21/06/2011 02:00	0.657	11.06	2.66
21/06/2011 03:00	0.735	11.04	2.65
21/06/2011 04:00	0.773	11.04	2.65
21/06/2011 05:00	0.728	11.05	2.65
21/06/2011 06:00	0.646	11.04	2.65
21/06/2011 07:00	0.569	11.05	2.65
21/06/2011 08:00	0.499	11.05	2.65
21/06/2011 09:00	0.45	11.05	2.65
21/06/2011 10:00	0.466	11.04	2.65
21/06/2011 11:00	0.529	11.05	2.65
21/06/2011 12:00	0.559	11.04	2.71
21/06/2011 13:00	0.634	11.06	2.71
21/06/2011 14:00	0.712	11.06	2.71
21/06/2011 15:00	0.755	11.06	2.71
21/06/2011 16:00	0.751	11.06	2.71

21/06/2011 17:00	0.708	11.06	2.71
21/06/2011 18:00	0.623	11.05	2.71
21/06/2011 19:00	0.53	11.05	2.71
21/06/2011 20:00	0.442	11.05	2.71
21/06/2011 21:00	0.369	11.06	2.71
21/06/2011 22:00	0.334	11.05	2.71
21/06/2011 23:00	0.349	11.04	2.71
22/06/2011 00:00	0.398	11.05	2.71
22/06/2011 01:00	0.47	11.05	2.71
22/06/2011 02:00	0.544	11.05	2.71
22/06/2011 03:00	0.624	11.05	2.71
22/06/2011 04:00	0.689	11.06	2.71
22/06/2011 05:00	0.708	11.05	2.71
22/06/2011 06:00	0.648	11.07	2.71
22/06/2011 07:00	0.573	11.05	2.7
22/06/2011 08:00	0.499	11.05	2.7
22/06/2011 09:00	0.444	11.06	2.7
22/06/2011 10:00	0.418	11.06	2.7
22/06/2011 11:00	0.454	11.05	2.7
22/06/2011 12:00	0.516	11.06	2.71
22/06/2011 13:00	0.575	11.06	2.7
22/06/2011 14:00	0.644	11.06	2.7
22/06/2011 15:00	0.712	11.06	2.7
22/06/2011 16:00	0.745	11.06	2.7
22/06/2011 17:00	0.743	11.06	2.7
22/06/2011 18:00	0.684	11.06	2.7
22/06/2011 19:00	0.603	11.05	2.7
22/06/2011 20:00	0.523	11.06	2.7
22/06/2011 21:00	0.445	11.07	2.7
22/06/2011 22:00	0.39	11.06	2.7
22/06/2011 23:00	0.377	11.06	2.7
23/06/2011 00:00	0.402	11.06	2.7
23/06/2011 01:00	0.451	11.08	2.71
23/06/2011 02:00	0.522	11.07	2.7
23/06/2011 03:00	0.601	11.06	2.7
23/06/2011 04:00	0.668	11.07	2.7
23/06/2011 05:00	0.723	11.08	2.7
23/06/2011 06:00	0.713	11.08	2.7
23/06/2011 07:00	0.653	11.06	2.7
23/06/2011 08:00	0.589	11.06	2.7
23/06/2011 09:00	0.528	11.07	2.7
23/06/2011 10:00	0.475	11.07	2.7
23/06/2011 11:00	0.467	11.08	2.7
23/06/2011 12:00	0.5	11.08	2.7
23/06/2011 13:00	0.55	11.07	2.7
23/06/2011 14:00	0.62	11.07	2.7
23/06/2011 15:00	0.682	11.08	2.7
23/06/2011 16:00	0.727	11.07	2.7
23/06/2011 17:00	0.743	11.07	2.7
23/06/2011 18:00	0.736	11.06	2.7
23/06/2011 19:00	0.681	11.08	2.7
23/06/2011 20:00	0.603	11.08	2.7
23/06/2011 21:00	0.52	11.07	2.7
23/06/2011 22:00	0.447	11.06	2.7
23/06/2011 23:00	0.396	11.06	2.7
24/06/2011 00:00	0.382	11.07	2.7
24/06/2011 01:00	0.394	11.07	2.7
24/06/2011 02:00	0.444	11.07	2.7
24/06/2011 03:00	0.505	11.08	2.7

24/06/2011 04:00	0.57	11.07	2.7
24/06/2011 05:00	0.635	11.08	2.7
24/06/2011 06:00	0.68	11.07	2.7
24/06/2011 07:00	0.668	11.07	2.7
24/06/2011 08:00	0.613	11.07	2.7
24/06/2011 09:00	0.55	11.07	2.7
24/06/2011 10:00	0.497	11.07	2.7
24/06/2011 11:00	0.456	11.08	2.7
24/06/2011 12:00	0.445	11.07	2.7
24/06/2011 13:00	0.471	11.07	2.7

END OF DATA FILE OF DATALOGGER FOR WINDOWS

0_K4972_110715103522.CSV

Data file for DataLogger.

=====

COMPANY : <Company name>
COMP.STATUS: Done
DATE : 15/07/2011
TIME : 10:35:33
FILENAME : C:\Documents and Settings\All Users\Application Data\DiverOffice\Sizewell\CSV\pz2009_
CREATED BY : SWS Diver-Office 4.0.76.0

===== BEGINNING OF DATA =====

[Logger settings]

Instrument type =CTD-Diver=17
Status =Started =0
Serial number =.00-K4998 317.
Instrument number =
=0

Location =pz2009_11
Sample period =M60
Sample method =T
Number of channels =3

[Channel 1]

Identification =WATER HEAD
Reference level =4.000 m
Range =17.500 m
Master level =1750 CMH2O
Altitude =0 m

[Channel 2]

Identification =TEMPERATURE
Reference level =-20.00 °C
Range =100.00 °C

[Channel 3]

Identification =1: CONDUCTIVITY
Reference level =0.00 mS/cm
Range =120.00 mS/cm

[Series settings]

Serial number =.00-K4998 317.
Instrument number =
Location =pz2009_11
Sample period =00 00:60:00 0
Sample method =T
Start date / time =00:00:06 09/04/11
End date / time =00:00:10 24/06/11

[Channel 1 from data header]

Identification =WATER HEAD
Reference level =4.000 m
Range =17.500 m
Master level =1750 CMH2O
Altitude =0 m

[Channel 2 from data header]

Identification =TEMPERATURE
Reference level =-20.00 °C
Range =100.00 °C

[Channel 3 from data header]

Identification =1: CONDUCTIVITY

Reference level =0.00 mS/cm
Range =120.00 mS/cm

[Data]

1829

Date/time	Water head[m]	Temperature[°C]	1:Conductivity[mS/cm]
09/04/2011 06:00	0.572	9.77	2.35
09/04/2011 07:00	0.44	9.75	2.35
09/04/2011 08:00	0.325	9.78	2.35
09/04/2011 09:00	0.284	9.91	2.36
09/04/2011 10:00	0.344	9.89	2.36
09/04/2011 11:00	0.436	9.95	2.36
09/04/2011 12:00	0.525	9.97	2.36
09/04/2011 13:00	0.633	9.81	2.36
09/04/2011 14:00	0.736	9.77	2.35
09/04/2011 15:00	0.78	9.9	2.36
09/04/2011 16:00	0.781	9.93	2.36
09/04/2011 17:00	0.694	9.95	2.36
09/04/2011 18:00	0.547	9.93	2.36
09/04/2011 19:00	0.414	9.94	2.36
09/04/2011 20:00	0.292	9.94	2.36
09/04/2011 21:00	0.224	9.76	2.35
09/04/2011 22:00	0.25	9.96	2.36
09/04/2011 23:00	0.345	9.97	2.36
10/04/2011 00:00	0.435	9.96	2.36
10/04/2011 01:00	0.546	9.8	2.36
10/04/2011 02:00	0.666	9.93	2.36
10/04/2011 03:00	0.749	9.84	2.36
10/04/2011 04:00	0.799	9.8	2.36
10/04/2011 05:00	0.751	9.89	2.36
10/04/2011 06:00	0.616	9.84	2.36
10/04/2011 07:00	0.491	9.93	2.36
10/04/2011 08:00	0.37	9.94	2.36
10/04/2011 09:00	0.284	9.9	2.36
10/04/2011 10:00	0.272	9.95	2.36
10/04/2011 11:00	0.341	9.87	2.36
10/04/2011 12:00	0.428	9.96	2.36
10/04/2011 13:00	0.526	9.77	2.35
10/04/2011 14:00	0.638	9.83	2.36
10/04/2011 15:00	0.725	9.95	2.36
10/04/2011 16:00	0.768	9.95	2.36
10/04/2011 17:00	0.757	9.95	2.36
10/04/2011 18:00	0.653	9.8	2.36
10/04/2011 19:00	0.521	9.86	2.36
10/04/2011 20:00	0.401	9.92	2.36
10/04/2011 21:00	0.288	9.76	2.35
10/04/2011 22:00	0.234	9.91	2.36
10/04/2011 23:00	0.262	9.95	2.36
11/04/2011 00:00	0.333	9.78	2.35
11/04/2011 01:00	0.428	9.89	2.36
11/04/2011 02:00	0.536	9.94	2.36
11/04/2011 03:00	0.646	9.81	2.36
11/04/2011 04:00	0.734	9.97	2.36
11/04/2011 05:00	0.775	9.81	2.36
11/04/2011 06:00	0.715	9.85	2.36
11/04/2011 07:00	0.608	9.75	2.35
11/04/2011 08:00	0.494	9.78	2.35
11/04/2011 09:00	0.397	9.81	2.36

11/04/2011 10:00	0.333	9.88	2.36
11/04/2011 11:00	0.335	9.82	2.36
11/04/2011 12:00	0.39	9.93	2.36
11/04/2011 13:00	0.474	9.94	2.36
11/04/2011 14:00	0.572	9.87	2.36
11/04/2011 15:00	0.675	9.95	2.36
11/04/2011 16:00	0.751	9.84	2.36
11/04/2011 17:00	0.797	9.81	2.36
11/04/2011 18:00	0.771	9.88	2.36
11/04/2011 19:00	0.668	9.88	2.36
11/04/2011 20:00	0.552	9.82	2.36
11/04/2011 21:00	0.437	9.9	2.36
11/04/2011 22:00	0.341	9.84	2.36
11/04/2011 23:00	0.304	9.78	2.35
12/04/2011 00:00	0.332	9.81	2.36
12/04/2011 01:00	0.391	9.78	2.35
12/04/2011 02:00	0.478	9.82	2.36
12/04/2011 03:00	0.594	9.91	2.36
12/04/2011 04:00	0.726	9.96	2.36
12/04/2011 05:00	0.817	9.96	2.36
12/04/2011 06:00	0.864	9.8	2.36
12/04/2011 07:00	0.839	9.9	2.36
12/04/2011 08:00	0.746	9.95	2.36
12/04/2011 09:00	0.643	9.76	2.35
12/04/2011 10:00	0.525	9.84	2.36
12/04/2011 11:00	0.469	9.79	2.35
12/04/2011 12:00	0.445	9.87	2.36
12/04/2011 13:00	0.468	9.93	2.36
12/04/2011 14:00	0.523	9.92	2.36
12/04/2011 15:00	0.623	9.79	2.35
12/04/2011 16:00	0.709	9.95	2.36
12/04/2011 17:00	0.784	9.82	2.36
12/04/2011 18:00	0.809	9.78	2.35
12/04/2011 19:00	0.79	9.81	2.36
12/04/2011 20:00	0.711	9.83	2.36
12/04/2011 21:00	0.593	9.91	2.36
12/04/2011 22:00	0.469	9.86	2.36
12/04/2011 23:00	0.356	9.75	2.35
13/04/2011 00:00	0.278	9.79	2.36
13/04/2011 01:00	0.256	9.8	2.36
13/04/2011 02:00	0.293	9.74	2.35
13/04/2011 03:00	0.381	9.95	2.36
13/04/2011 04:00	0.484	9.85	2.36
13/04/2011 05:00	0.591	9.94	2.36
13/04/2011 06:00	0.697	9.83	2.36
13/04/2011 07:00	0.765	9.8	2.36
13/04/2011 08:00	0.755	9.79	2.35
13/04/2011 09:00	0.681	9.92	2.36
13/04/2011 10:00	0.571	9.87	2.36
13/04/2011 11:00	0.471	9.78	2.35
13/04/2011 12:00	0.379	9.77	2.35
13/04/2011 13:00	0.336	9.75	2.35
13/04/2011 14:00	0.338	9.91	2.36
13/04/2011 15:00	0.392	9.95	2.36
13/04/2011 16:00	0.473	9.8	2.36
13/04/2011 17:00	0.576	9.93	2.36
13/04/2011 18:00	0.671	9.81	2.36
13/04/2011 19:00	0.732	9.8	2.36
13/04/2011 20:00	0.745	9.78	2.35

13/04/2011 21:00	0.691	9.93	2.36
13/04/2011 22:00	0.58	9.86	2.36
13/04/2011 23:00	0.46	9.75	2.35
14/04/2011 00:00	0.346	9.91	2.36
14/04/2011 01:00	0.255	9.92	2.36
14/04/2011 02:00	0.226	9.82	2.36
14/04/2011 03:00	0.272	9.78	2.35
14/04/2011 04:00	0.368	9.83	2.36
14/04/2011 05:00	0.487	9.81	2.36
14/04/2011 06:00	0.618	9.83	2.36
14/04/2011 07:00	0.741	9.81	2.36
14/04/2011 08:00	0.833	9.81	2.36
14/04/2011 09:00	0.862	9.78	2.35
14/04/2011 10:00	0.795	9.75	2.35
14/04/2011 11:00	0.688	9.93	2.36
14/04/2011 12:00	0.576	9.85	2.36
14/04/2011 13:00	0.464	9.78	2.32
14/04/2011 14:00	0.384	9.78	2.32
14/04/2011 15:00	0.373	9.92	2.32
14/04/2011 16:00	0.438	9.78	2.32
14/04/2011 17:00	0.541	9.78	2.32
14/04/2011 18:00	0.648	9.81	2.32
14/04/2011 19:00	0.742	9.77	2.32
14/04/2011 20:00	0.801	9.79	2.32
14/04/2011 21:00	0.812	9.82	2.32
14/04/2011 22:00	0.771	9.85	2.32
14/04/2011 23:00	0.649	9.88	2.32
15/04/2011 00:00	0.509	9.78	2.32
15/04/2011 01:00	0.375	9.78	2.32
15/04/2011 02:00	0.254	9.84	2.32
15/04/2011 03:00	0.2	9.91	2.32
15/04/2011 04:00	0.234	9.85	2.32
15/04/2011 05:00	0.338	9.8	2.32
15/04/2011 06:00	0.46	9.79	2.32
15/04/2011 07:00	0.585	9.79	2.32
15/04/2011 08:00	0.706	9.8	2.32
15/04/2011 09:00	0.791	9.81	2.32
15/04/2011 10:00	0.819	9.91	2.32
15/04/2011 11:00	0.757	9.77	2.32
15/04/2011 12:00	0.611	9.9	2.32
15/04/2011 13:00	0.478	9.9	2.32
15/04/2011 14:00	0.35	9.85	2.32
15/04/2011 15:00	0.256	9.76	2.32
15/04/2011 16:00	0.256	9.83	2.32
15/04/2011 17:00	0.348	9.77	2.32
15/04/2011 18:00	0.46	9.86	2.32
15/04/2011 19:00	0.577	9.89	2.32
15/04/2011 20:00	0.694	9.94	2.32
15/04/2011 21:00	0.769	9.94	2.32
15/04/2011 22:00	0.78	9.86	2.32
15/04/2011 23:00	0.747	9.95	2.32
16/04/2011 00:00	0.608	9.79	2.32
16/04/2011 01:00	0.447	9.75	2.31
16/04/2011 02:00	0.305	9.86	2.32
16/04/2011 03:00	0.182	9.87	2.32
16/04/2011 04:00	0.132	9.89	2.32
16/04/2011 05:00	0.217	9.86	2.32
16/04/2011 06:00	0.347	9.92	2.32
16/04/2011 07:00	0.484	9.92	2.32

16/04/2011 08:00	0.624	9.91	2.32
16/04/2011 09:00	0.766	9.85	2.32
16/04/2011 10:00	0.839	9.85	2.32
16/04/2011 11:00	0.864	9.84	2.32
16/04/2011 12:00	0.778	9.94	2.33
16/04/2011 13:00	0.622	9.81	2.32
16/04/2011 14:00	0.478	9.79	2.32
16/04/2011 15:00	0.338	9.85	2.32
16/04/2011 16:00	0.253	9.93	2.33
16/04/2011 17:00	0.297	9.83	2.32
16/04/2011 18:00	0.427	9.92	2.33
16/04/2011 19:00	0.558	9.79	2.32
16/04/2011 20:00	0.688	9.84	2.32
16/04/2011 21:00	0.817	9.96	2.33
16/04/2011 22:00	0.867	9.86	2.32
16/04/2011 23:00	0.846	9.94	2.33
17/04/2011 00:00	0.796	9.8	2.32
17/04/2011 01:00	0.62	9.8	2.32
17/04/2011 02:00	0.44	9.82	2.32
17/04/2011 03:00	0.277	9.91	2.33
17/04/2011 04:00	0.14	9.9	2.32
17/04/2011 05:00	0.109	9.83	2.32
17/04/2011 06:00	0.23	9.81	2.32
17/04/2011 07:00	0.374	9.83	2.32
17/04/2011 08:00	0.507	9.82	2.32
17/04/2011 09:00	0.659	9.86	2.32
17/04/2011 10:00	0.8	9.9	2.33
17/04/2011 11:00	0.857	9.88	2.33
17/04/2011 12:00	0.874	9.86	2.33
17/04/2011 13:00	0.748	9.95	2.32
17/04/2011 14:00	0.571	9.9	2.32
17/04/2011 15:00	0.414	9.8	2.32
17/04/2011 16:00	0.27	9.89	2.32
17/04/2011 17:00	0.198	9.87	2.32
17/04/2011 18:00	0.304	9.94	2.32
17/04/2011 19:00	0.455	9.88	2.32
17/04/2011 20:00	0.591	9.83	2.32
17/04/2011 21:00	0.732	9.95	2.32
17/04/2011 22:00	0.859	9.84	2.32
17/04/2011 23:00	0.899	9.85	2.32
18/04/2011 00:00	0.876	9.82	2.32
18/04/2011 01:00	0.793	9.85	2.32
18/04/2011 02:00	0.599	9.9	2.32
18/04/2011 03:00	0.405	9.88	2.32
18/04/2011 04:00	0.233	9.92	2.32
18/04/2011 05:00	0.106	9.9	2.32
18/04/2011 06:00	0.096	9.93	2.32
18/04/2011 07:00	0.255	9.83	2.32
18/04/2011 08:00	0.398	9.82	2.32
18/04/2011 09:00	0.541	9.86	2.32
18/04/2011 10:00	0.704	9.83	2.32
18/04/2011 11:00	0.831	9.81	2.32
18/04/2011 12:00	0.855	9.83	2.32
18/04/2011 13:00	0.856	9.91	2.32
18/04/2011 14:00	0.689	9.82	2.32
18/04/2011 15:00	0.502	9.91	2.32
18/04/2011 16:00	0.347	9.91	2.32
18/04/2011 17:00	0.202	9.83	2.32
18/04/2011 18:00	0.164	9.8	2.32

18/04/2011 19:00	0.317	9.81	2.32
18/04/2011 20:00	0.469	9.95	2.32
18/04/2011 21:00	0.609	9.82	2.32
18/04/2011 22:00	0.77	9.83	2.32
18/04/2011 23:00	0.896	9.81	2.32
19/04/2011 00:00	0.911	9.84	2.32
19/04/2011 01:00	0.898	9.83	2.32
19/04/2011 02:00	0.771	9.87	2.32
19/04/2011 03:00	0.554	9.77	2.31
19/04/2011 04:00	0.369	9.78	2.31
19/04/2011 05:00	0.189	9.91	2.32
19/04/2011 06:00	0.078	9.84	2.32
19/04/2011 07:00	0.119	9.77	2.31
19/04/2011 08:00	0.286	9.8	2.32
19/04/2011 09:00	-2.756	15.58	0
19/04/2011 10:00	0.582	10.01	2.32
19/04/2011 11:00	0.748	9.9	2.32
19/04/2011 12:00	0.854	9.83	2.32
19/04/2011 13:00	0.884	9.83	2.32
19/04/2011 14:00	0.837	9.85	2.32
19/04/2011 15:00	0.653	9.98	2.33
19/04/2011 16:00	0.473	9.9	2.33
19/04/2011 17:00	0.324	9.93	2.33
19/04/2011 18:00	0.201	9.86	2.32
19/04/2011 19:00	0.208	9.92	2.32
19/04/2011 20:00	0.397	9.85	2.32
19/04/2011 21:00	0.536	9.83	2.32
19/04/2011 22:00	0.689	9.81	2.32
19/04/2011 23:00	0.862	9.89	2.32
20/04/2011 00:00	0.974	9.8	2.32
20/04/2011 01:00	0.973	9.8	2.32
20/04/2011 02:00	0.965	9.87	2.32
20/04/2011 03:00	0.798	9.95	2.33
20/04/2011 04:00	0.589	9.91	2.32
20/04/2011 05:00	0.409	9.9	2.32
20/04/2011 06:00	0.241	9.89	2.32
20/04/2011 07:00	0.154	9.89	2.32
20/04/2011 08:00	0.246	9.8	2.32
20/04/2011 09:00	0.389	9.81	2.32
20/04/2011 10:00	0.52	9.81	2.32
20/04/2011 11:00	0.673	9.93	2.33
20/04/2011 12:00	0.833	9.82	2.32
20/04/2011 13:00	0.887	9.9	2.33
20/04/2011 14:00	0.891	9.9	2.33
20/04/2011 15:00	0.788	9.85	2.32
20/04/2011 16:00	0.597	9.83	2.32
20/04/2011 17:00	0.419	9.87	2.33
20/04/2011 18:00	0.258	9.83	2.32
20/04/2011 19:00	0.153	9.84	2.32
20/04/2011 20:00	0.194	9.79	2.32
20/04/2011 21:00	0.366	9.84	2.32
20/04/2011 22:00	0.497	9.84	2.32
20/04/2011 23:00	0.649	9.83	2.32
21/04/2011 00:00	0.821	9.8	2.32
21/04/2011 01:00	0.92	9.84	2.32
21/04/2011 02:00	0.931	9.85	2.32
21/04/2011 03:00	0.903	9.84	2.32
21/04/2011 04:00	0.718	9.82	2.32
21/04/2011 05:00	0.532	9.86	2.32

21/04/2011 06:00	0.368	9.87	2.33
21/04/2011 07:00	0.23	9.87	2.32
21/04/2011 08:00	0.19	9.92	2.33
21/04/2011 09:00	0.323	9.82	2.32
21/04/2011 10:00	0.454	9.9	2.33
21/04/2011 11:00	0.579	9.87	2.33
21/04/2011 12:00	0.731	9.82	2.32
21/04/2011 13:00	0.859	9.86	2.33
21/04/2011 14:00	0.88	9.87	2.33
21/04/2011 15:00	0.876	9.87	2.33
21/04/2011 16:00	0.739	9.84	2.33
21/04/2011 17:00	0.556	9.79	2.32
21/04/2011 18:00	0.401	9.89	2.33
21/04/2011 19:00	0.253	9.92	2.33
21/04/2011 20:00	0.175	9.78	2.32
21/04/2011 21:00	0.26	9.85	2.32
21/04/2011 22:00	0.408	9.78	2.32
21/04/2011 23:00	0.537	9.95	2.33
22/04/2011 00:00	0.691	9.85	2.32
22/04/2011 01:00	0.85	9.92	2.33
22/04/2011 02:00	0.927	9.92	2.33
22/04/2011 03:00	0.955	9.91	2.33
22/04/2011 04:00	0.88	9.94	2.33
22/04/2011 05:00	0.697	9.89	2.33
22/04/2011 06:00	0.529	9.92	2.33
22/04/2011 07:00	0.375	9.91	2.33
22/04/2011 08:00	0.261	9.95	2.33
22/04/2011 09:00	0.259	9.83	2.32
22/04/2011 10:00	0.372	9.83	2.33
22/04/2011 11:00	0.488	9.94	2.33
22/04/2011 12:00	0.611	9.94	2.33
22/04/2011 13:00	0.749	9.81	2.32
22/04/2011 14:00	0.834	9.91	2.33
22/04/2011 15:00	0.853	9.87	2.33
22/04/2011 16:00	0.827	9.95	2.33
22/04/2011 17:00	0.664	9.81	2.32
22/04/2011 18:00	0.501	9.82	2.32
22/04/2011 19:00	0.353	9.83	2.32
22/04/2011 20:00	0.226	9.79	2.32
22/04/2011 21:00	0.173	9.88	2.32
22/04/2011 22:00	0.247	9.85	2.32
22/04/2011 23:00	0.366	9.85	2.32
23/04/2011 00:00	0.484	9.9	2.32
23/04/2011 01:00	0.632	9.86	2.32
23/04/2011 02:00	0.779	9.86	2.32
23/04/2011 03:00	0.861	9.87	2.32
23/04/2011 04:00	0.897	9.8	2.32
23/04/2011 05:00	0.793	9.79	2.32
23/04/2011 06:00	0.635	9.82	2.32
23/04/2011 07:00	0.499	9.81	2.32
23/04/2011 08:00	0.362	9.8	2.32
23/04/2011 09:00	0.283	9.82	2.32
23/04/2011 10:00	0.311	9.93	2.33
23/04/2011 11:00	0.411	9.84	2.32
23/04/2011 12:00	0.521	9.8	2.32
23/04/2011 13:00	0.635	9.88	2.33
23/04/2011 14:00	0.761	9.84	2.32
23/04/2011 15:00	0.824	9.81	2.32
23/04/2011 16:00	0.829	9.8	2.32

23/04/2011 17:00	0.77	9.82	2.32
23/04/2011 18:00	0.623	9.8	2.32
23/04/2011 19:00	0.47	9.81	2.32
23/04/2011 20:00	0.336	9.83	2.32
23/04/2011 21:00	0.226	9.8	2.32
23/04/2011 22:00	0.199	9.85	2.32
23/04/2011 23:00	0.265	9.79	2.32
24/04/2011 00:00	0.37	9.86	2.32
24/04/2011 01:00	0.492	9.93	2.33
24/04/2011 02:00	0.63	9.82	2.32
24/04/2011 03:00	0.763	9.83	2.32
24/04/2011 04:00	0.858	9.88	2.32
24/04/2011 05:00	0.885	9.82	2.32
24/04/2011 06:00	0.791	9.87	2.32
24/04/2011 07:00	0.663	9.84	2.32
24/04/2011 08:00	0.54	9.82	2.32
24/04/2011 09:00	0.437	9.89	2.32
24/04/2011 10:00	0.384	9.89	2.33
24/04/2011 11:00	0.426	9.85	2.32
24/04/2011 12:00	0.513	9.8	2.32
24/04/2011 13:00	0.606	9.92	2.33
24/04/2011 14:00	0.707	9.85	2.32
24/04/2011 15:00	0.811	9.85	2.32
24/04/2011 16:00	0.847	9.97	2.33
24/04/2011 17:00	0.841	9.84	2.32
24/04/2011 18:00	0.764	9.81	2.32
24/04/2011 19:00	0.627	9.79	2.32
24/04/2011 20:00	0.479	9.88	2.32
24/04/2011 21:00	0.342	9.82	2.32
24/04/2011 22:00	0.252	9.81	2.32
24/04/2011 23:00	0.228	9.79	2.32
25/04/2011 00:00	0.265	9.87	2.32
25/04/2011 01:00	0.348	9.84	2.32
25/04/2011 02:00	0.467	9.83	2.32
25/04/2011 03:00	0.598	9.86	2.32
25/04/2011 04:00	0.716	9.83	2.32
25/04/2011 05:00	0.817	9.84	2.32
25/04/2011 06:00	0.847	9.82	2.32
25/04/2011 07:00	0.779	9.87	2.32
25/04/2011 08:00	0.67	9.83	2.32
25/04/2011 09:00	0.557	9.8	2.32
25/04/2011 10:00	0.458	9.81	2.32
25/04/2011 11:00	0.404	9.86	2.32
25/04/2011 12:00	0.419	9.81	2.32
25/04/2011 13:00	0.481	9.82	2.32
25/04/2011 14:00	0.56	9.86	2.32
25/04/2011 15:00	0.651	9.98	2.33
25/04/2011 16:00	0.733	9.83	2.32
25/04/2011 17:00	0.782	9.94	2.33
25/04/2011 18:00	0.784	9.8	2.32
25/04/2011 19:00	0.728	9.84	2.32
25/04/2011 20:00	0.611	9.89	2.32
25/04/2011 21:00	0.484	9.81	2.32
25/04/2011 22:00	0.373	9.81	2.32
25/04/2011 23:00	0.285	9.81	2.32
26/04/2011 00:00	0.254	9.81	2.32
26/04/2011 01:00	0.275	9.85	2.32
26/04/2011 02:00	0.349	9.82	2.32
26/04/2011 03:00	0.442	9.84	2.32

26/04/2011 04:00	0.562	9.84	2.32
26/04/2011 05:00	0.674	9.91	2.33
26/04/2011 06:00	0.766	9.85	2.32
26/04/2011 07:00	0.811	9.84	2.32
26/04/2011 08:00	0.776	9.86	2.32
26/04/2011 09:00	0.689	9.95	2.33
26/04/2011 10:00	0.592	9.89	2.32
26/04/2011 11:00	0.506	9.83	2.32
26/04/2011 12:00	0.44	9.85	2.32
26/04/2011 13:00	0.431	9.88	2.32
26/04/2011 14:00	0.478	9.89	2.32
26/04/2011 15:00	0.551	9.84	2.32
26/04/2011 16:00	0.639	9.81	2.32
26/04/2011 17:00	0.725	9.84	2.32
26/04/2011 18:00	0.776	9.83	2.32
26/04/2011 19:00	0.779	9.84	2.32
26/04/2011 20:00	0.735	9.85	2.32
26/04/2011 21:00	0.647	9.87	2.32
26/04/2011 22:00	0.533	9.93	2.33
26/04/2011 23:00	0.428	9.81	2.32
27/04/2011 00:00	0.329	9.81	2.32
27/04/2011 01:00	0.27	9.82	2.32
27/04/2011 02:00	0.264	9.82	2.32
27/04/2011 03:00	0.316	9.88	2.32
27/04/2011 04:00	0.417	9.84	2.32
27/04/2011 05:00	0.535	9.83	2.32
27/04/2011 06:00	0.644	9.89	2.32
27/04/2011 07:00	0.75	9.92	2.33
27/04/2011 08:00	0.823	9.83	2.32
27/04/2011 09:00	0.81	9.85	2.32
27/04/2011 10:00	0.73	9.84	2.32
27/04/2011 11:00	0.642	9.95	2.33
27/04/2011 12:00	0.55	9.81	2.32
27/04/2011 13:00	0.474	9.85	2.32
27/04/2011 14:00	0.446	9.83	2.32
27/04/2011 15:00	0.486	9.86	2.32
27/04/2011 16:00	0.564	9.94	2.33
27/04/2011 17:00	0.651	9.87	2.32
27/04/2011 18:00	0.738	9.88	2.32
27/04/2011 19:00	0.794	9.84	2.32
27/04/2011 20:00	0.815	9.85	2.32
27/04/2011 21:00	0.786	9.83	2.32
27/04/2011 22:00	0.7	9.82	2.32
27/04/2011 23:00	0.583	9.84	2.32
28/04/2011 00:00	0.463	9.88	2.32
28/04/2011 01:00	0.364	9.83	2.32
28/04/2011 02:00	0.297	9.83	2.32
28/04/2011 03:00	0.301	9.82	2.32
28/04/2011 04:00	0.356	9.92	2.33
28/04/2011 05:00	0.447	9.91	2.33
28/04/2011 06:00	0.56	9.86	2.32
28/04/2011 07:00	0.677	9.86	2.32
28/04/2011 08:00	0.775	9.88	2.32
28/04/2011 09:00	0.853	9.86	2.32
28/04/2011 10:00	0.857	9.85	2.32
28/04/2011 11:00	0.781	9.87	2.32
28/04/2011 12:00	0.674	9.86	2.32
28/04/2011 13:00	0.57	9.92	2.33
28/04/2011 14:00	0.48	9.85	2.32

28/04/2011 15:00	0.463	9.85	2.32
28/04/2011 16:00	0.521	9.85	2.32
28/04/2011 17:00	0.596	9.85	2.32
28/04/2011 18:00	0.686	9.88	2.32
28/04/2011 19:00	0.778	9.86	2.32
28/04/2011 20:00	0.85	9.94	2.33
28/04/2011 21:00	0.861	9.86	2.32
28/04/2011 22:00	0.838	9.85	2.32
28/04/2011 23:00	0.744	9.86	2.32
29/04/2011 00:00	0.606	9.84	2.32
29/04/2011 01:00	0.482	9.83	2.32
29/04/2011 02:00	0.373	9.84	2.32
29/04/2011 03:00	0.305	9.84	2.32
29/04/2011 04:00	0.303	9.85	2.32
29/04/2011 05:00	0.374	9.86	2.32
29/04/2011 06:00	0.466	9.86	2.32
29/04/2011 07:00	0.582	9.85	2.32
29/04/2011 08:00	0.698	9.88	2.32
29/04/2011 09:00	0.802	9.89	2.33
29/04/2011 10:00	0.858	9.87	2.32
29/04/2011 11:00	0.831	9.85	2.32
29/04/2011 12:00	0.724	9.84	2.32
29/04/2011 13:00	0.622	9.85	2.32
29/04/2011 14:00	0.51	9.85	2.32
29/04/2011 15:00	0.427	9.84	2.32
29/04/2011 16:00	0.419	9.85	2.32
29/04/2011 17:00	0.491	9.86	2.32
29/04/2011 18:00	0.59	9.85	2.32
29/04/2011 19:00	0.694	9.85	2.32
29/04/2011 20:00	0.798	9.87	2.32
29/04/2011 21:00	0.871	9.96	2.33
29/04/2011 22:00	0.888	9.89	2.32
29/04/2011 23:00	0.857	9.9	2.33
30/04/2011 00:00	0.736	9.91	2.32
30/04/2011 01:00	0.594	9.86	2.32
30/04/2011 02:00	0.465	9.84	2.32
30/04/2011 03:00	0.351	9.85	2.32
30/04/2011 04:00	0.303	9.86	2.32
30/04/2011 05:00	0.33	9.87	2.32
30/04/2011 06:00	0.414	9.85	2.32
30/04/2011 07:00	0.52	9.87	2.32
30/04/2011 08:00	0.642	9.88	2.32
30/04/2011 09:00	0.756	9.87	2.32
30/04/2011 10:00	0.843	9.89	2.33
30/04/2011 11:00	0.887	9.88	2.32
30/04/2011 12:00	0.817	9.89	2.32
30/04/2011 13:00	0.689	9.85	2.32
30/04/2011 14:00	0.568	9.85	2.32
30/04/2011 15:00	0.454	9.9	2.33
30/04/2011 16:00	0.396	9.86	2.32
30/04/2011 17:00	0.428	9.87	2.32
30/04/2011 18:00	0.524	9.87	2.32
30/04/2011 19:00	0.639	9.88	2.32
30/04/2011 20:00	0.746	9.89	2.32
30/04/2011 21:00	0.85	9.9	2.33
30/04/2011 22:00	0.897	9.87	2.32
30/04/2011 23:00	0.907	9.9	2.32
01/05/2011 00:00	0.85	9.88	2.32
01/05/2011 01:00	0.701	9.87	2.32

01/05/2011 02:00	0.56	9.88	2.32
01/05/2011 03:00	0.435	9.86	2.32
01/05/2011 04:00	0.337	9.85	2.32
01/05/2011 05:00	0.315	9.88	2.32
01/05/2011 06:00	0.371	9.87	2.32
01/05/2011 07:00	0.485	9.87	2.32
01/05/2011 08:00	0.593	9.94	2.33
01/05/2011 09:00	0.713	9.93	2.33
01/05/2011 10:00	0.824	9.89	2.33
01/05/2011 11:00	0.889	9.9	2.33
01/05/2011 12:00	0.891	9.96	2.33
01/05/2011 13:00	0.78	9.89	2.33
01/05/2011 14:00	0.642	9.88	2.32
01/05/2011 15:00	0.512	9.88	2.32
01/05/2011 16:00	0.41	9.9	2.33
01/05/2011 17:00	0.372	9.85	2.32
01/05/2011 18:00	0.452	9.88	2.32
01/05/2011 19:00	0.575	9.88	2.32
01/05/2011 20:00	0.681	9.9	2.33
01/05/2011 21:00	0.803	9.87	2.32
01/05/2011 22:00	0.898	9.9	2.32
01/05/2011 23:00	0.934	9.88	2.32
02/05/2011 00:00	0.928	9.88	2.32
02/05/2011 01:00	0.827	9.89	2.32
02/05/2011 02:00	0.666	9.86	2.32
02/05/2011 03:00	0.522	9.86	2.32
02/05/2011 04:00	0.385	9.88	2.32
02/05/2011 05:00	0.303	9.86	2.32
02/05/2011 06:00	0.323	9.86	2.32
02/05/2011 07:00	0.418	9.91	2.33
02/05/2011 08:00	0.529	9.89	2.33
02/05/2011 09:00	0.646	9.91	2.33
02/05/2011 10:00	0.771	9.89	2.33
02/05/2011 11:00	0.853	9.88	2.32
02/05/2011 12:00	0.889	9.91	2.33
02/05/2011 13:00	0.837	9.9	2.33
02/05/2011 14:00	0.698	9.87	2.32
02/05/2011 15:00	0.552	9.88	2.32
02/05/2011 16:00	0.421	9.87	2.32
02/05/2011 17:00	0.344	9.88	2.32
02/05/2011 18:00	0.363	9.88	2.32
02/05/2011 19:00	0.492	9.93	2.33
02/05/2011 20:00	0.613	9.88	2.32
02/05/2011 21:00	0.726	9.93	2.33
02/05/2011 22:00	0.834	9.91	2.32
02/05/2011 23:00	0.905	9.91	2.33
03/05/2011 00:00	0.913	9.93	2.33
03/05/2011 01:00	0.881	9.9	2.32
03/05/2011 02:00	0.737	9.88	2.32
03/05/2011 03:00	0.568	9.88	2.32
03/05/2011 04:00	0.422	9.87	2.32
03/05/2011 05:00	0.304	9.88	2.32
03/05/2011 06:00	0.266	9.88	2.32
03/05/2011 07:00	0.369	9.92	2.33
03/05/2011 08:00	0.492	9.9	2.33
03/05/2011 09:00	0.599	9.89	2.32
03/05/2011 10:00	0.728	9.92	2.33
03/05/2011 11:00	0.839	9.92	2.33
03/05/2011 12:00	0.878	9.91	2.33

03/05/2011 13:00	0.878	9.9	2.33
03/05/2011 14:00	0.766	9.89	2.33
03/05/2011 15:00	0.598	9.88	2.32
03/05/2011 16:00	0.446	9.89	2.32
03/05/2011 17:00	0.319	9.88	2.32
03/05/2011 18:00	0.262	9.89	2.32
03/05/2011 19:00	0.346	9.9	2.32
03/05/2011 20:00	0.484	9.93	2.33
03/05/2011 21:00	0.607	9.93	2.33
03/05/2011 22:00	0.733	9.91	2.32
03/05/2011 23:00	0.851	9.94	2.33
04/05/2011 00:00	0.899	9.93	2.33
04/05/2011 01:00	0.92	9.91	2.32
04/05/2011 02:00	0.832	9.91	2.33
04/05/2011 03:00	0.659	9.9	2.32
04/05/2011 04:00	0.499	9.91	2.32
04/05/2011 05:00	0.361	9.89	2.32
04/05/2011 06:00	0.276	9.88	2.32
04/05/2011 07:00	0.308	9.92	2.33
04/05/2011 08:00	0.435	9.89	2.33
04/05/2011 09:00	0.545	9.91	2.33
04/05/2011 10:00	0.671	9.94	2.33
04/05/2011 11:00	0.798	9.95	2.33
04/05/2011 12:00	0.876	9.92	2.33
04/05/2011 13:00	0.888	9.91	2.33
04/05/2011 14:00	0.843	9.91	2.33
04/05/2011 15:00	0.68	9.91	2.33
04/05/2011 16:00	0.516	9.91	2.33
04/05/2011 17:00	0.363	9.89	2.33
04/05/2011 18:00	0.252	9.9	2.33
04/05/2011 19:00	0.246	9.92	2.33
04/05/2011 20:00	0.365	9.91	2.33
04/05/2011 21:00	0.479	9.91	2.33
04/05/2011 22:00	0.594	9.91	2.32
04/05/2011 23:00	0.725	9.93	2.33
05/05/2011 00:00	0.82	9.93	2.33
05/05/2011 01:00	0.857	9.93	2.33
05/05/2011 02:00	0.84	9.93	2.33
05/05/2011 03:00	0.691	9.92	2.33
05/05/2011 04:00	0.523	9.91	2.32
05/05/2011 05:00	0.383	9.89	2.32
05/05/2011 06:00	0.26	9.89	2.32
05/05/2011 07:00	0.22	9.92	2.33
05/05/2011 08:00	0.319	9.92	2.33
05/05/2011 09:00	0.426	9.92	2.33
05/05/2011 10:00	0.535	9.95	2.33
05/05/2011 11:00	0.666	9.93	2.33
05/05/2011 12:00	0.776	9.96	2.33
05/05/2011 13:00	0.823	9.93	2.33
05/05/2011 14:00	0.827	9.93	2.33
05/05/2011 15:00	0.711	9.95	2.33
05/05/2011 16:00	0.54	9.9	2.33
05/05/2011 17:00	0.393	9.91	2.33
05/05/2011 18:00	0.255	9.92	2.33
05/05/2011 19:00	0.182	9.92	2.33
05/05/2011 20:00	0.227	9.92	2.33
05/05/2011 21:00	0.337	9.94	2.33
05/05/2011 22:00	0.453	9.94	2.33
05/05/2011 23:00	0.577	9.93	2.33

06/05/2011 00:00	0.707	9.93	2.33
06/05/2011 01:00	0.786	9.95	2.33
06/05/2011 02:00	0.826	9.95	2.33
06/05/2011 03:00	0.746	9.95	2.33
06/05/2011 04:00	0.581	9.94	2.33
06/05/2011 05:00	0.439	9.92	2.33
06/05/2011 06:00	0.309	9.91	2.33
06/05/2011 07:00	0.222	9.92	2.33
06/05/2011 08:00	0.244	9.92	2.33
06/05/2011 09:00	0.36	9.93	2.33
06/05/2011 10:00	0.47	9.93	2.33
06/05/2011 11:00	0.589	9.94	2.33
06/05/2011 12:00	0.72	9.96	2.33
06/05/2011 13:00	0.806	9.93	2.33
06/05/2011 14:00	0.821	9.94	2.33
06/05/2011 15:00	0.784	9.93	2.33
06/05/2011 16:00	0.634	9.93	2.33
06/05/2011 17:00	0.471	9.92	2.33
06/05/2011 18:00	0.325	9.92	2.33
06/05/2011 19:00	0.213	9.92	2.33
06/05/2011 20:00	0.181	9.93	2.33
06/05/2011 21:00	0.276	9.98	2.33
06/05/2011 22:00	0.385	9.92	2.33
06/05/2011 23:00	0.506	9.93	2.33
07/05/2011 00:00	0.64	9.94	2.33
07/05/2011 01:00	0.758	9.94	2.33
07/05/2011 02:00	0.827	9.94	2.33
07/05/2011 03:00	0.834	9.94	2.33
07/05/2011 04:00	0.705	9.94	2.33
07/05/2011 05:00	0.55	9.93	2.33
07/05/2011 06:00	0.416	9.93	2.33
07/05/2011 07:00	0.302	9.93	2.33
07/05/2011 08:00	0.267	9.93	2.33
07/05/2011 09:00	0.342	9.94	2.33
07/05/2011 10:00	0.459	9.94	2.33
07/05/2011 11:00	0.562	9.95	2.33
07/05/2011 12:00	0.695	9.94	2.33
07/05/2011 13:00	0.804	9.95	2.33
07/05/2011 14:00	0.84	9.95	2.33
07/05/2011 15:00	0.845	9.95	2.33
07/05/2011 16:00	0.755	9.95	2.33
07/05/2011 17:00	0.592	9.93	2.33
07/05/2011 18:00	0.444	9.93	2.33
07/05/2011 19:00	0.3	9.96	2.33
07/05/2011 20:00	0.208	9.93	2.33
07/05/2011 21:00	0.226	9.95	2.33
07/05/2011 22:00	0.332	9.94	2.33
07/05/2011 23:00	0.433	9.94	2.33
08/05/2011 00:00	0.557	9.95	2.33
08/05/2011 01:00	0.697	9.97	2.33
08/05/2011 02:00	0.804	9.96	2.33
08/05/2011 03:00	0.866	9.95	2.33
08/05/2011 04:00	0.819	9.96	2.33
08/05/2011 05:00	0.657	9.94	2.33
08/05/2011 06:00	0.514	9.94	2.33
08/05/2011 07:00	0.383	9.93	2.33
08/05/2011 08:00	0.291	9.93	2.33
08/05/2011 09:00	0.279	9.94	2.33
08/05/2011 10:00	0.352	9.95	2.33

08/05/2011 11:00	0.431	9.96	2.33
08/05/2011 12:00	0.541	9.96	2.33
08/05/2011 13:00	0.651	9.95	2.33
08/05/2011 14:00	0.731	9.95	2.33
08/05/2011 15:00	0.752	9.98	2.33
08/05/2011 16:00	0.731	9.96	2.33
08/05/2011 17:00	0.594	9.95	2.33
08/05/2011 18:00	0.447	9.96	2.33
08/05/2011 19:00	0.316	9.94	2.33
08/05/2011 20:00	0.193	9.95	2.33
08/05/2011 21:00	0.13	9.95	2.33
08/05/2011 22:00	0.162	9.97	2.33
08/05/2011 23:00	0.25	9.96	2.33
09/05/2011 00:00	0.363	9.97	2.33
09/05/2011 01:00	0.502	9.96	2.33
09/05/2011 02:00	0.634	9.98	2.33
09/05/2011 03:00	0.739	9.97	2.33
09/05/2011 04:00	0.787	9.96	2.33
09/05/2011 05:00	0.715	9.96	2.33
09/05/2011 06:00	0.582	9.96	2.33
09/05/2011 07:00	0.466	9.97	2.33
09/05/2011 08:00	0.367	9.95	2.33
09/05/2011 09:00	0.316	9.97	2.33
09/05/2011 10:00	0.357	9.99	2.33
09/05/2011 11:00	0.445	9.96	2.33
09/05/2011 12:00	0.546	9.98	2.33
09/05/2011 13:00	0.662	10.05	2.32
09/05/2011 14:00	0.775	10	2.31
09/05/2011 15:00	0.829	9.99	2.31
09/05/2011 16:00	0.837	10.01	2.31
09/05/2011 17:00	0.786	10	2.31
09/05/2011 18:00	0.664	9.99	2.31
09/05/2011 19:00	0.523	9.98	2.31
09/05/2011 20:00	0.383	10.01	2.31
09/05/2011 21:00	0.269	9.99	2.31
09/05/2011 22:00	0.22	9.97	2.31
09/05/2011 23:00	0.261	9.97	2.31
10/05/2011 00:00	0.35	9.97	2.31
10/05/2011 01:00	0.461	10	2.31
10/05/2011 02:00	0.595	10.02	2.31
10/05/2011 03:00	0.718	10.01	2.31
10/05/2011 04:00	0.808	10	2.31
10/05/2011 05:00	0.849	9.99	2.31
10/05/2011 06:00	0.77	9.99	2.31
10/05/2011 07:00	0.641	9.98	2.31
10/05/2011 08:00	0.513	10.01	2.32
10/05/2011 09:00	0.406	10	2.32
10/05/2011 10:00	0.349	9.99	2.32
10/05/2011 11:00	0.37	10	2.32
10/05/2011 12:00	0.446	10.03	2.32
10/05/2011 13:00	0.527	9.99	2.32
10/05/2011 14:00	0.627	10	2.32
10/05/2011 15:00	0.722	10.02	2.32
10/05/2011 16:00	0.772	10.01	2.32
10/05/2011 17:00	0.778	10	2.32
10/05/2011 18:00	0.726	10	2.32
10/05/2011 19:00	0.6	10	2.32
10/05/2011 20:00	0.463	9.98	2.32
10/05/2011 21:00	0.329	9.97	2.32

10/05/2011 22:00	0.223	9.98	2.32
10/05/2011 23:00	0.177	9.99	2.32
11/05/2011 00:00	0.195	9.98	2.32
11/05/2011 01:00	0.281	10.02	2.32
11/05/2011 02:00	0.388	9.99	2.32
11/05/2011 03:00	0.522	10.01	2.32
11/05/2011 04:00	0.651	10	2.32
11/05/2011 05:00	0.762	10.04	2.32
11/05/2011 06:00	0.809	10.01	2.32
11/05/2011 07:00	0.739	10	2.32
11/05/2011 08:00	0.633	10.01	2.32
11/05/2011 09:00	0.531	10.01	2.32
11/05/2011 10:00	0.441	9.98	2.32
11/05/2011 11:00	0.388	10	2.32
11/05/2011 12:00	0.419	10	2.32
11/05/2011 13:00	0.487	10.02	2.32
11/05/2011 14:00	0.573	10.03	2.32
11/05/2011 15:00	0.677	10.02	2.32
11/05/2011 16:00	0.775	10.03	2.32
11/05/2011 17:00	0.83	10	2.32
11/05/2011 18:00	0.831	10.02	2.32
11/05/2011 19:00	0.789	10.01	2.32
11/05/2011 20:00	0.674	9.99	2.32
11/05/2011 21:00	0.532	9.99	2.32
11/05/2011 22:00	0.401	10.01	2.32
11/05/2011 23:00	0.285	10	2.32
12/05/2011 00:00	0.223	10.01	2.32
12/05/2011 01:00	0.223	10	2.32
12/05/2011 02:00	0.294	10.01	2.32
12/05/2011 03:00	0.406	10.04	2.32
12/05/2011 04:00	0.53	10.02	2.32
12/05/2011 05:00	0.653	10.02	2.32
12/05/2011 06:00	0.764	10.02	2.32
12/05/2011 07:00	0.813	10.02	2.32
12/05/2011 08:00	0.762	10.03	2.32
12/05/2011 09:00	0.658	10.04	2.32
12/05/2011 10:00	0.552	10.02	2.32
12/05/2011 11:00	0.451	10.03	2.32
12/05/2011 12:00	0.379	10.09	2.32
12/05/2011 13:00	0.355	10	2.32
12/05/2011 14:00	0.405	10.04	2.32
12/05/2011 15:00	0.491	10.02	2.32
12/05/2011 16:00	0.596	10.01	2.32
12/05/2011 17:00	0.699	10.05	2.32
12/05/2011 18:00	0.772	10.02	2.32
12/05/2011 19:00	0.802	10.02	2.32
12/05/2011 20:00	0.775	10.03	2.32
12/05/2011 21:00	0.669	10.03	2.32
12/05/2011 22:00	0.526	10.01	2.32
12/05/2011 23:00	0.395	10.01	2.32
13/05/2011 00:00	0.271	10	2.32
13/05/2011 01:00	0.194	10.03	2.32
13/05/2011 02:00	0.193	10.02	2.32
13/05/2011 03:00	0.265	10.04	2.32
13/05/2011 04:00	0.379	10.02	2.32
13/05/2011 05:00	0.514	10.04	2.32
13/05/2011 06:00	0.648	10.04	2.32
13/05/2011 07:00	0.756	10.02	2.32
13/05/2011 08:00	0.819	10.04	2.32

13/05/2011 09:00	0.803	10.04	2.32
13/05/2011 10:00	0.708	10.02	2.32
13/05/2011 11:00	0.594	10.02	2.32
13/05/2011 12:00	0.478	10.03	2.32
13/05/2011 13:00	0.38	10.04	2.32
13/05/2011 14:00	0.334	10.02	2.32
13/05/2011 15:00	0.375	10.03	2.32
13/05/2011 16:00	0.462	10.04	2.32
13/05/2011 17:00	0.57	10.04	2.32
13/05/2011 18:00	0.677	10.02	2.32
13/05/2011 19:00	0.761	10.04	2.32
13/05/2011 20:00	0.791	10.03	2.32
13/05/2011 21:00	0.78	10.05	2.32
13/05/2011 22:00	0.682	10.05	2.32
13/05/2011 23:00	0.537	10.04	2.32
14/05/2011 00:00	0.394	10.05	2.32
14/05/2011 01:00	0.263	10.03	2.32
14/05/2011 02:00	0.177	10.04	2.32
14/05/2011 03:00	0.177	10.04	2.32
14/05/2011 04:00	0.261	10.02	2.32
14/05/2011 05:00	0.377	10.03	2.32
14/05/2011 06:00	0.504	10.04	2.32
14/05/2011 07:00	0.639	10.06	2.32
14/05/2011 08:00	0.751	10.07	2.32
14/05/2011 09:00	0.815	10.07	2.32
14/05/2011 10:00	0.807	10.06	2.32
14/05/2011 11:00	0.704	10.04	2.32
14/05/2011 12:00	0.581	10.04	2.32
14/05/2011 13:00	0.453	10.04	2.32
14/05/2011 14:00	0.351	10.05	2.32
14/05/2011 15:00	0.314	10.05	2.32
14/05/2011 16:00	0.393	10.05	2.32
14/05/2011 17:00	0.503	10.04	2.32
14/05/2011 18:00	0.621	10.06	2.32
14/05/2011 19:00	0.751	10.05	2.32
14/05/2011 20:00	0.843	10.07	2.32
14/05/2011 21:00	0.867	10.09	2.32
14/05/2011 22:00	0.847	10.06	2.32
14/05/2011 23:00	0.749	10.06	2.32
15/05/2011 00:00	0.582	10.05	2.32
15/05/2011 01:00	0.421	10.04	2.32
15/05/2011 02:00	0.275	10.06	2.32
15/05/2011 03:00	0.175	10.05	2.32
15/05/2011 04:00	0.176	10.06	2.32
15/05/2011 05:00	0.291	10.06	2.32
15/05/2011 06:00	0.422	10.08	2.32
15/05/2011 07:00	0.557	10.07	2.32
15/05/2011 08:00	0.695	10.09	2.32
15/05/2011 09:00	0.806	10.07	2.32
15/05/2011 10:00	0.858	10.07	2.32
15/05/2011 11:00	0.857	10.06	2.32
15/05/2011 12:00	0.731	10.07	2.32
15/05/2011 13:00	0.576	10.06	2.32
15/05/2011 14:00	0.432	10.05	2.32
15/05/2011 15:00	0.313	10.07	2.32
15/05/2011 16:00	0.265	10.06	2.32
15/05/2011 17:00	0.365	10.07	2.32
15/05/2011 18:00	0.486	10.05	2.32
15/05/2011 19:00	0.614	10.09	2.32

15/05/2011 20:00	0.739	10.09	2.32
15/05/2011 21:00	0.832	10.08	2.32
15/05/2011 22:00	0.848	10.08	2.32
15/05/2011 23:00	0.823	10.1	2.32
16/05/2011 00:00	0.703	10.08	2.32
16/05/2011 01:00	0.522	10.06	2.32
16/05/2011 02:00	0.353	10.07	2.32
16/05/2011 03:00	0.199	10.07	2.32
16/05/2011 04:00	0.099	10.05	2.32
16/05/2011 05:00	0.125	10.07	2.32
16/05/2011 06:00	0.258	10.08	2.32
16/05/2011 07:00	0.386	10.09	2.32
16/05/2011 08:00	0.53	10.08	2.32
16/05/2011 09:00	0.679	10.11	2.32
16/05/2011 10:00	0.786	10.08	2.32
16/05/2011 11:00	0.823	10.12	2.32
16/05/2011 12:00	0.792	10.09	2.32
16/05/2011 13:00	0.634	10.09	2.32
16/05/2011 14:00	0.468	10.08	2.32
16/05/2011 15:00	0.324	10.1	2.32
16/05/2011 16:00	0.221	10.06	2.32
16/05/2011 17:00	0.214	10.07	2.32
16/05/2011 18:00	0.347	10.07	2.32
16/05/2011 19:00	0.489	10.07	2.32
16/05/2011 20:00	0.629	10.09	2.32
16/05/2011 21:00	0.777	10.08	2.32
16/05/2011 22:00	0.884	10.09	2.32
16/05/2011 23:00	0.895	10.12	2.32
17/05/2011 00:00	0.893	10.11	2.32
17/05/2011 01:00	0.747	10.08	2.32
17/05/2011 02:00	0.558	10.1	2.32
17/05/2011 03:00	0.392	10.09	2.32
17/05/2011 04:00	0.245	10.07	2.32
17/05/2011 05:00	0.159	10.06	2.32
17/05/2011 06:00	0.229	10.07	2.32
17/05/2011 07:00	0.378	10.1	2.32
17/05/2011 08:00	0.522	10.1	2.32
17/05/2011 09:00	0.667	10.11	2.32
17/05/2011 10:00	0.82	10.09	2.32
17/05/2011 11:00	0.891	10.1	2.32
17/05/2011 12:00	0.906	10.09	2.32
17/05/2011 13:00	0.841	10.1	2.32
17/05/2011 14:00	0.664	10.1	2.32
17/05/2011 15:00	0.491	10.08	2.32
17/05/2011 16:00	0.336	10.09	2.32
17/05/2011 17:00	0.22	10.07	2.32
17/05/2011 18:00	0.219	10.09	2.32
17/05/2011 19:00	0.365	10.09	2.32
17/05/2011 20:00	0.501	10.1	2.32
17/05/2011 21:00	0.643	10.12	2.32
17/05/2011 22:00	0.793	10.1	2.32
17/05/2011 23:00	0.896	10.12	2.32
18/05/2011 00:00	0.902	10.12	2.32
18/05/2011 01:00	0.883	10.13	2.32
18/05/2011 02:00	0.707	10.09	2.32
18/05/2011 03:00	0.516	10.09	2.32
18/05/2011 04:00	0.35	10.09	2.32
18/05/2011 05:00	0.202	10.08	2.32
18/05/2011 06:00	0.125	10.09	2.32

18/05/2011 07:00	0.223	10.11	2.32
18/05/2011 08:00	0.354	10.1	2.32
18/05/2011 09:00	0.485	10.09	2.32
18/05/2011 10:00	0.631	10.12	2.32
18/05/2011 11:00	0.772	10.11	2.32
18/05/2011 12:00	0.828	10.11	2.32
18/05/2011 13:00	0.829	10.13	2.32
18/05/2011 14:00	0.722	10.1	2.32
18/05/2011 15:00	0.532	10.09	2.32
18/05/2011 16:00	0.373	10.13	2.32
18/05/2011 17:00	0.223	10.12	2.32
18/05/2011 18:00	0.142	10.1	2.32
18/05/2011 19:00	0.21	10.1	2.32
18/05/2011 20:00	0.38	10.09	2.32
18/05/2011 21:00	0.518	10.12	2.32
18/05/2011 22:00	0.681	10.13	2.32
18/05/2011 23:00	0.847	10.14	2.32
19/05/2011 00:00	0.939	10.12	2.32
19/05/2011 01:00	0.956	10.12	2.32
19/05/2011 02:00	0.922	10.1	2.32
19/05/2011 03:00	0.749	10.1	2.32
19/05/2011 04:00	0.569	10.1	2.32
19/05/2011 05:00	0.401	10.1	2.32
19/05/2011 06:00	0.281	10.09	2.32
19/05/2011 07:00	0.255	10.11	2.32
19/05/2011 08:00	0.397	10.11	2.32
19/05/2011 09:00	0.536	10.11	2.32
19/05/2011 10:00	0.684	10.11	2.32
19/05/2011 11:00	0.836	10.14	2.32
19/05/2011 12:00	0.952	10.13	2.32
19/05/2011 13:00	0.963	10.14	2.32
19/05/2011 14:00	0.939	10.13	2.32
19/05/2011 15:00	0.807	10.12	2.32
19/05/2011 16:00	0.621	10.12	2.32
19/05/2011 17:00	0.446	10.11	2.32
19/05/2011 18:00	0.291	10.13	2.32
19/05/2011 19:00	0.221	10.13	2.32
19/05/2011 20:00	0.293	10.11	2.32
19/05/2011 21:00	0.446	10.11	2.32
19/05/2011 22:00	0.575	10.14	2.32
19/05/2011 23:00	0.719	10.13	2.32
20/05/2011 00:00	0.858	10.12	2.32
20/05/2011 01:00	0.921	10.13	2.32
20/05/2011 02:00	0.933	10.13	2.32
20/05/2011 03:00	0.85	10.15	2.32
20/05/2011 04:00	0.659	10.13	2.32
20/05/2011 05:00	0.49	10.13	2.32
20/05/2011 06:00	0.336	10.14	2.32
20/05/2011 07:00	0.216	10.13	2.32
20/05/2011 08:00	0.209	10.11	2.32
20/05/2011 09:00	0.336	10.13	2.32
20/05/2011 10:00	0.458	10.15	2.32
20/05/2011 11:00	0.582	10.16	2.32
20/05/2011 12:00	0.723	10.15	2.32
20/05/2011 13:00	0.821	10.14	2.32
20/05/2011 14:00	0.824	10.14	2.32
20/05/2011 15:00	0.791	10.13	2.32
20/05/2011 16:00	0.632	10.12	2.32
20/05/2011 17:00	0.455	10.13	2.32

20/05/2011 18:00	0.3	10.13	2.32
20/05/2011 19:00	0.175	10.14	2.32
20/05/2011 20:00	0.138	10.13	2.32
20/05/2011 21:00	0.255	10.14	2.32
20/05/2011 22:00	0.395	10.13	2.32
20/05/2011 23:00	0.522	10.14	2.32
21/05/2011 00:00	0.683	10.17	2.32
21/05/2011 01:00	0.828	10.15	2.32
21/05/2011 02:00	0.898	10.16	2.32
21/05/2011 03:00	0.928	10.14	2.32
21/05/2011 04:00	0.824	10.14	2.32
21/05/2011 05:00	0.656	10.13	2.32
21/05/2011 06:00	0.506	10.14	2.32
21/05/2011 07:00	0.368	10.12	2.32
21/05/2011 08:00	0.287	10.14	2.32
21/05/2011 09:00	0.346	10.15	2.32
21/05/2011 10:00	0.47	10.16	2.32
21/05/2011 11:00	0.59	10.18	2.33
21/05/2011 12:00	0.713	10.15	2.32
21/05/2011 13:00	0.83	10.19	2.33
21/05/2011 14:00	0.867	10.15	2.32
21/05/2011 15:00	0.843	10.15	2.32
21/05/2011 16:00	0.778	10.15	2.32
21/05/2011 17:00	0.606	10.15	2.32
21/05/2011 18:00	0.439	10.16	2.32
21/05/2011 19:00	0.296	10.15	2.32
21/05/2011 20:00	0.182	10.14	2.32
21/05/2011 21:00	0.161	10.15	2.32
21/05/2011 22:00	0.251	10.18	2.32
21/05/2011 23:00	0.363	10.15	2.32
22/05/2011 00:00	0.485	10.14	2.32
22/05/2011 01:00	0.622	10.17	2.32
22/05/2011 02:00	0.74	10.17	2.32
22/05/2011 03:00	0.809	10.15	2.32
22/05/2011 04:00	0.809	10.17	2.32
22/05/2011 05:00	0.667	10.14	2.32
22/05/2011 06:00	0.511	10.15	2.32
22/05/2011 07:00	0.379	10.15	2.32
22/05/2011 08:00	0.27	10.14	2.32
22/05/2011 09:00	0.221	10.13	2.32
22/05/2011 10:00	0.3	10.16	2.32
22/05/2011 11:00	0.41	10.16	2.32
22/05/2011 12:00	0.522	10.17	2.32
22/05/2011 13:00	0.648	10.18	2.32
22/05/2011 14:00	0.751	10.18	2.32
22/05/2011 15:00	0.787	10.16	2.32
22/05/2011 16:00	0.775	10.15	2.32
22/05/2011 17:00	0.657	10.17	2.32
22/05/2011 18:00	0.495	10.16	2.32
22/05/2011 19:00	0.368	10.17	2.32
22/05/2011 20:00	0.243	10.14	2.32
22/05/2011 21:00	0.179	10.15	2.32
22/05/2011 22:00	0.195	10.17	2.32
22/05/2011 23:00	0.292	10.16	2.32
23/05/2011 00:00	0.404	10.18	2.32
23/05/2011 01:00	0.546	10.17	2.32
23/05/2011 02:00	0.696	10.18	2.32
23/05/2011 03:00	0.816	10.17	2.32
23/05/2011 04:00	0.876	10.17	2.32

23/05/2011 05:00	0.864	10.19	2.32
23/05/2011 06:00	0.733	10.17	2.32
23/05/2011 07:00	0.603	10.18	2.32
23/05/2011 08:00	0.475	10.16	2.32
23/05/2011 09:00	0.386	10.17	2.32
23/05/2011 10:00	0.366	10.17	2.32
23/05/2011 11:00	0.43	10.19	2.33
23/05/2011 12:00	0.518	10.19	2.33
23/05/2011 13:00	0.595	10.18	2.33
23/05/2011 14:00	0.673	10.18	2.33
23/05/2011 15:00	0.713	10.21	2.33
23/05/2011 16:00	0.692	10.2	2.33
23/05/2011 17:00	0.615	10.19	2.33
23/05/2011 18:00	0.473	10.19	2.33
23/05/2011 19:00	0.326	10.16	2.32
23/05/2011 20:00	0.193	10.19	2.32
23/05/2011 21:00	0.093	10.18	2.32
23/05/2011 22:00	0.013	10.16	2.32
23/05/2011 23:00	-0.005	10.18	2.32
24/05/2011 00:00	0.033	10.17	2.32
24/05/2011 01:00	0.132	10.17	2.32
24/05/2011 02:00	0.238	10.18	2.32
24/05/2011 03:00	0.371	10.18	2.32
24/05/2011 04:00	0.517	10.19	2.32
24/05/2011 05:00	0.628	10.2	2.32
24/05/2011 06:00	0.627	10.19	2.32
24/05/2011 07:00	0.561	10.19	2.32
24/05/2011 08:00	0.499	10.18	2.32
24/05/2011 09:00	0.469	10.18	2.32
24/05/2011 10:00	0.49	10.2	2.32
24/05/2011 11:00	0.578	10.21	2.32
24/05/2011 12:00	0.685	10.2	2.32
24/05/2011 13:00	0.783	10.19	2.32
24/05/2011 14:00	0.897	10.2	2.32
24/05/2011 15:00	1	10.19	2.32
24/05/2011 16:00	1.025	10.19	2.32
24/05/2011 17:00	1.02	10.18	2.32
24/05/2011 18:00	0.958	10.19	2.32
24/05/2011 19:00	0.851	10.19	2.32
24/05/2011 20:00	0.695	10.19	2.32
24/05/2011 21:00	0.541	10.21	2.32
24/05/2011 22:00	0.408	10.18	2.32
24/05/2011 23:00	0.326	10.18	2.32
25/05/2011 00:00	0.299	10.19	2.32
25/05/2011 01:00	0.334	10.17	2.32
25/05/2011 02:00	0.415	10.21	2.32
25/05/2011 03:00	0.532	10.2	2.32
25/05/2011 04:00	0.641	10.21	2.32
25/05/2011 05:00	0.738	10.19	2.32
25/05/2011 06:00	0.798	10.21	2.32
25/05/2011 07:00	0.761	10.22	2.33
25/05/2011 08:00	0.655	10.19	2.33
25/05/2011 09:00	0.554	10.22	2.33
25/05/2011 10:00	0.456	10.19	2.33
25/05/2011 11:00	0.383	10.2	2.33
25/05/2011 12:00	0.377	10.19	2.33
25/05/2011 13:00	0.423	10.19	2.33
25/05/2011 14:00	0.494	10.21	2.33
25/05/2011 15:00	0.584	10.2	2.33

25/05/2011 16:00	0.674	10.23	2.33
25/05/2011 17:00	0.731	10.2	2.33
25/05/2011 18:00	0.738	10.21	2.33
25/05/2011 19:00	0.701	10.21	2.33
25/05/2011 20:00	0.587	10.2	2.33
25/05/2011 21:00	0.449	10.21	2.33
25/05/2011 22:00	0.324	10.18	2.33
25/05/2011 23:00	0.214	10.19	2.33
26/05/2011 00:00	0.154	10.19	2.33
26/05/2011 01:00	0.142	10.22	2.33
26/05/2011 02:00	0.183	10.2	2.33
26/05/2011 03:00	0.277	10.2	2.33
26/05/2011 04:00	0.401	10.21	2.33
26/05/2011 05:00	0.529	10.22	2.33
26/05/2011 06:00	0.659	10.23	2.33
26/05/2011 07:00	0.744	10.22	2.33
26/05/2011 08:00	0.725	10.23	2.33
26/05/2011 09:00	0.63	10.22	2.33
26/05/2011 10:00	0.544	10.21	2.33
26/05/2011 11:00	0.474	10.2	2.33
26/05/2011 12:00	0.426	10.22	2.33
26/05/2011 13:00	0.387	10.4	2.39
26/05/2011 14:00	0.44	10.35	2.39
26/05/2011 15:00	0.51	10.29	2.38
26/05/2011 16:00	0.623	10.28	2.38
26/05/2011 17:00	0.713	10.29	2.39
26/05/2011 18:00	0.776	10.28	2.38
26/05/2011 19:00	0.796	10.28	2.38
26/05/2011 20:00	0.759	10.26	2.38
26/05/2011 21:00	0.648	10.26	2.38
26/05/2011 22:00	0.534	10.25	2.38
26/05/2011 23:00	0.427	10.24	2.38
27/05/2011 00:00	0.325	10.23	2.38
27/05/2011 01:00	0.271	10.27	2.38
27/05/2011 02:00	0.269	10.26	2.38
27/05/2011 03:00	0.35	10.28	2.39
27/05/2011 04:00	0.463	10.25	2.38
27/05/2011 05:00	0.581	10.27	2.38
27/05/2011 06:00	0.687	10.29	2.39
27/05/2011 07:00	0.784	10.26	2.38
27/05/2011 08:00	0.833	10.27	2.39
27/05/2011 09:00	0.819	10.26	2.38
27/05/2011 10:00	0.741	10.27	2.39
27/05/2011 11:00	0.634	10.27	2.38
27/05/2011 12:00	0.53	10.24	2.38
27/05/2011 13:00	0.439	10.24	2.38
27/05/2011 14:00	0.398	10.26	2.38
27/05/2011 15:00	0.411	10.26	2.38
27/05/2011 16:00	0.478	10.27	2.39
27/05/2011 17:00	0.564	10.27	2.39
27/05/2011 18:00	0.643	10.26	2.38
27/05/2011 19:00	0.695	10.28	2.39
27/05/2011 20:00	0.72	10.27	2.39
27/05/2011 21:00	0.676	10.25	2.38
27/05/2011 22:00	0.581	10.27	2.39
27/05/2011 23:00	0.451	10.25	2.38
28/05/2011 00:00	0.326	10.25	2.38
28/05/2011 01:00	0.216	10.27	2.39
28/05/2011 02:00	0.15	10.26	2.39

28/05/2011 03:00	0.136	10.26	2.39
28/05/2011 04:00	0.168	10.28	2.39
28/05/2011 05:00	0.252	10.29	2.39
28/05/2011 06:00	0.359	10.28	2.39
28/05/2011 07:00	0.463	10.28	2.39
28/05/2011 08:00	0.565	10.29	2.39
28/05/2011 09:00	0.638	10.29	2.39
28/05/2011 10:00	0.603	10.27	2.39
28/05/2011 11:00	0.5	10.28	2.39
28/05/2011 12:00	0.407	10.27	2.39
28/05/2011 13:00	0.332	10.26	2.39
28/05/2011 14:00	0.276	10.27	2.39
28/05/2011 15:00	0.289	10.26	2.39
28/05/2011 16:00	0.357	10.27	2.39
28/05/2011 17:00	0.445	10.28	2.39
28/05/2011 18:00	0.553	10.29	2.39
28/05/2011 19:00	0.666	10.29	2.39
28/05/2011 20:00	0.761	10.29	2.39
28/05/2011 21:00	0.804	10.28	2.39
28/05/2011 22:00	0.791	10.29	2.39
28/05/2011 23:00	0.688	10.27	2.39
29/05/2011 00:00	0.568	10.27	2.39
29/05/2011 01:00	0.461	10.26	2.39
29/05/2011 02:00	0.349	10.28	2.39
29/05/2011 03:00	0.284	10.25	2.39
29/05/2011 04:00	0.282	10.28	2.39
29/05/2011 05:00	0.35	10.28	2.39
29/05/2011 06:00	0.446	10.29	2.39
29/05/2011 07:00	0.555	10.3	2.39
29/05/2011 08:00	0.658	10.31	2.39
29/05/2011 09:00	0.742	10.29	2.39
29/05/2011 10:00	0.789	10.3	2.39
29/05/2011 11:00	0.73	10.28	2.39
29/05/2011 12:00	0.612	10.29	2.39
29/05/2011 13:00	0.486	10.28	2.39
29/05/2011 14:00	0.383	10.27	2.39
29/05/2011 15:00	0.291	10.28	2.39
29/05/2011 16:00	0.28	10.28	2.39
29/05/2011 17:00	0.331	10.29	2.39
29/05/2011 18:00	0.422	10.29	2.39
29/05/2011 19:00	0.527	10.3	2.39
29/05/2011 20:00	0.628	10.3	2.39
29/05/2011 21:00	0.716	10.32	2.39
29/05/2011 22:00	0.755	10.28	2.39
29/05/2011 23:00	0.719	10.3	2.39
30/05/2011 00:00	0.597	10.29	2.39
30/05/2011 01:00	0.463	10.26	2.39
30/05/2011 02:00	0.354	10.29	2.39
30/05/2011 03:00	0.267	10.3	2.39
30/05/2011 04:00	0.231	10.28	2.39
30/05/2011 05:00	0.274	10.3	2.39
30/05/2011 06:00	0.379	10.3	2.39
30/05/2011 07:00	0.489	10.29	2.39
30/05/2011 08:00	0.615	10.31	2.39
30/05/2011 09:00	0.738	10.3	2.39
30/05/2011 10:00	0.814	10.33	2.39
30/05/2011 11:00	0.831	10.28	2.39
30/05/2011 12:00	0.759	10.28	2.39
30/05/2011 13:00	0.623	10.27	2.39

30/05/2011 14:00	0.494	10.29	2.39
30/05/2011 15:00	0.378	10.27	2.39
30/05/2011 16:00	0.307	10.28	2.39
30/05/2011 17:00	0.332	10.29	2.39
30/05/2011 18:00	0.419	10.31	2.39
30/05/2011 19:00	0.517	10.31	2.39
30/05/2011 20:00	0.633	10.31	2.39
30/05/2011 21:00	0.743	10.32	2.39
30/05/2011 22:00	0.825	10.32	2.39
30/05/2011 23:00	0.841	10.3	2.39
31/05/2011 00:00	0.78	10.29	2.39
31/05/2011 01:00	0.634	10.28	2.39
31/05/2011 02:00	0.495	10.28	2.39
31/05/2011 03:00	0.371	10.29	2.39
31/05/2011 04:00	0.275	10.29	2.39
31/05/2011 05:00	0.254	10.3	2.39
31/05/2011 06:00	0.326	10.31	2.39
31/05/2011 07:00	0.428	10.32	2.39
31/05/2011 08:00	0.548	10.32	2.39
31/05/2011 09:00	0.672	10.33	2.39
31/05/2011 10:00	0.776	10.33	2.39
31/05/2011 11:00	0.828	10.33	2.39
31/05/2011 12:00	0.822	10.31	2.39
31/05/2011 13:00	0.714	10.29	2.39
31/05/2011 14:00	0.575	10.31	2.39
31/05/2011 15:00	0.448	10.31	2.39
31/05/2011 16:00	0.331	10.3	2.39
31/05/2011 17:00	0.271	10.32	2.39
31/05/2011 18:00	0.333	10.31	2.39
31/05/2011 19:00	0.427	10.32	2.39
31/05/2011 20:00	0.53	10.33	2.39
31/05/2011 21:00	0.638	10.32	2.39
31/05/2011 22:00	0.736	10.32	2.39
31/05/2011 23:00	0.78	10.32	2.39
01/06/2011 00:00	0.778	10.32	2.39
01/06/2011 01:00	0.673	10.31	2.39
01/06/2011 02:00	0.511	10.3	2.39
01/06/2011 03:00	0.377	10.32	2.39
01/06/2011 04:00	0.249	10.31	2.39
01/06/2011 05:00	0.165	10.29	2.39
01/06/2011 06:00	0.182	10.31	2.39
01/06/2011 07:00	0.269	10.32	2.39
01/06/2011 08:00	0.377	10.34	2.39
01/06/2011 09:00	0.493	10.34	2.39
01/06/2011 10:00	0.621	10.33	2.39
01/06/2011 11:00	0.7	10.32	2.39
01/06/2011 12:00	0.724	10.32	2.39
01/06/2011 13:00	0.666	10.31	2.39
01/06/2011 14:00	0.512	10.31	2.39
01/06/2011 15:00	0.36	10.32	2.39
01/06/2011 16:00	0.22	10.31	2.39
01/06/2011 17:00	0.112	10.32	2.39
01/06/2011 18:00	0.093	10.31	2.39
01/06/2011 19:00	0.196	10.31	2.39
01/06/2011 20:00	0.312	10.34	2.39
01/06/2011 21:00	0.428	10.34	2.39
01/06/2011 22:00	0.566	10.34	2.39
01/06/2011 23:00	0.679	10.34	2.39
02/06/2011 00:00	0.746	10.34	2.39

02/06/2011 01:00	0.752	10.32	2.39
02/06/2011 02:00	0.622	10.32	2.39
02/06/2011 03:00	0.468	10.32	2.39
02/06/2011 04:00	0.346	10.32	2.39
02/06/2011 05:00	0.245	10.31	2.39
02/06/2011 06:00	0.214	10.33	2.39
02/06/2011 07:00	0.307	10.34	2.39
02/06/2011 08:00	0.416	10.34	2.39
02/06/2011 09:00	0.531	10.36	2.39
02/06/2011 10:00	0.666	10.34	2.39
02/06/2011 11:00	0.77	10.33	2.39
02/06/2011 12:00	0.8	10.34	2.39
02/06/2011 13:00	0.794	10.35	2.39
02/06/2011 14:00	0.695	10.32	2.39
02/06/2011 15:00	0.525	10.32	2.39
02/06/2011 16:00	0.367	10.3	2.39
02/06/2011 17:00	0.222	10.32	2.39
02/06/2011 18:00	0.139	10.32	2.39
02/06/2011 19:00	0.173	10.33	2.39
02/06/2011 20:00	0.294	10.34	2.39
02/06/2011 21:00	0.409	10.36	2.39
02/06/2011 22:00	0.542	10.37	2.39
02/06/2011 23:00	0.671	10.36	2.39
03/06/2011 00:00	0.754	10.35	2.39
03/06/2011 01:00	0.785	10.35	2.39
03/06/2011 02:00	0.733	10.35	2.39
03/06/2011 03:00	0.576	10.33	2.39
03/06/2011 04:00	0.423	10.34	2.39
03/06/2011 05:00	0.291	10.33	2.39
03/06/2011 06:00	0.189	10.33	2.39
03/06/2011 07:00	0.193	10.33	2.39
03/06/2011 08:00	0.32	10.33	2.39
03/06/2011 09:00	0.436	10.36	2.39
03/06/2011 10:00	0.548	10.35	2.39
03/06/2011 11:00	0.672	10.36	2.39
03/06/2011 12:00	0.75	10.35	2.39
03/06/2011 13:00	0.755	10.36	2.39
03/06/2011 14:00	0.737	10.34	2.39
03/06/2011 15:00	0.6	10.33	2.39
03/06/2011 16:00	0.43	10.33	2.39
03/06/2011 17:00	0.277	10.34	2.39
03/06/2011 18:00	0.146	10.34	2.39
03/06/2011 19:00	0.097	10.34	2.39
03/06/2011 20:00	0.184	10.35	2.39
03/06/2011 21:00	0.31	10.36	2.39
03/06/2011 22:00	0.423	10.35	2.39
03/06/2011 23:00	0.562	10.37	2.39
04/06/2011 00:00	0.676	10.38	2.4
04/06/2011 01:00	0.745	10.35	2.39
04/06/2011 02:00	0.776	10.36	2.39
04/06/2011 03:00	0.676	10.35	2.39
04/06/2011 04:00	0.517	10.34	2.39
04/06/2011 05:00	0.382	10.34	2.39
04/06/2011 06:00	0.261	10.35	2.39
04/06/2011 07:00	0.198	10.35	2.39
04/06/2011 08:00	0.293	10.36	2.39
04/06/2011 09:00	0.426	10.37	2.39
04/06/2011 10:00	0.548	10.37	2.39
04/06/2011 11:00	0.686	10.38	2.4

04/06/2011 12:00	0.821	10.37	2.4
04/06/2011 13:00	0.87	10.37	2.39
04/06/2011 14:00	0.879	10.37	2.39
04/06/2011 15:00	0.829	10.37	2.4
04/06/2011 16:00	0.674	10.35	2.39
04/06/2011 17:00	0.504	10.34	2.39
04/06/2011 18:00	0.349	10.35	2.39
04/06/2011 19:00	0.239	10.34	2.39
04/06/2011 20:00	0.229	10.35	2.39
04/06/2011 21:00	0.341	10.36	2.39
04/06/2011 22:00	0.463	10.35	2.39
04/06/2011 23:00	0.588	10.37	2.4
05/06/2011 00:00	0.712	10.37	2.39
05/06/2011 01:00	0.81	10.37	2.39
05/06/2011 02:00	0.864	10.35	2.39
05/06/2011 03:00	0.863	10.37	2.39
05/06/2011 04:00	0.724	10.36	2.39
05/06/2011 05:00	0.567	10.35	2.39
05/06/2011 06:00	0.432	10.36	2.39
05/06/2011 07:00	0.316	10.35	2.39
05/06/2011 08:00	0.292	10.36	2.39
05/06/2011 09:00	0.404	10.36	2.39
05/06/2011 10:00	0.534	10.37	2.4
05/06/2011 11:00	0.64	10.38	2.4
05/06/2011 12:00	0.768	10.37	2.4
05/06/2011 13:00	0.861	10.38	2.4
05/06/2011 14:00	0.875	10.37	2.39
05/06/2011 15:00	0.864	10.37	2.39
05/06/2011 16:00	0.76	10.37	2.39
05/06/2011 17:00	0.585	10.35	2.39
05/06/2011 18:00	0.423	10.36	2.39
05/06/2011 19:00	0.275	10.35	2.39
05/06/2011 20:00	0.199	10.35	2.39
05/06/2011 21:00	0.234	10.37	2.39
05/06/2011 22:00	0.356	10.37	2.39
05/06/2011 23:00	0.472	10.38	2.4
06/06/2011 00:00	0.604	10.38	2.4
06/06/2011 01:00	0.743	10.38	2.4
06/06/2011 02:00	0.839	10.38	2.4
06/06/2011 03:00	0.894	10.39	2.4
06/06/2011 04:00	0.826	10.37	2.39
06/06/2011 05:00	0.672	10.36	2.39
06/06/2011 06:00	0.527	10.37	2.39
06/06/2011 07:00	0.396	10.37	2.39
06/06/2011 08:00	0.313	10.36	2.39
06/06/2011 09:00	0.336	10.37	2.39
06/06/2011 10:00	0.453	10.39	2.4
06/06/2011 11:00	0.563	10.4	2.4
06/06/2011 12:00	0.678	10.39	2.4
06/06/2011 13:00	0.802	10.4	2.4
06/06/2011 14:00	0.881	10.4	2.4
06/06/2011 15:00	0.88	10.39	2.4
06/06/2011 16:00	0.85	10.39	2.4
06/06/2011 17:00	0.7	10.38	2.4
06/06/2011 18:00	0.526	10.38	2.4
06/06/2011 19:00	0.382	10.36	2.39
06/06/2011 20:00	0.255	10.38	2.4
06/06/2011 21:00	0.193	10.36	2.39
06/06/2011 22:00	0.25	10.4	2.4

06/06/2011 23:00	0.359	10.39	2.4
07/06/2011 00:00	0.485	10.39	2.4
07/06/2011 01:00	0.624	10.4	2.4
07/06/2011 02:00	0.766	10.39	2.4
07/06/2011 03:00	0.856	10.41	2.4
07/06/2011 04:00	0.895	10.39	2.4
07/06/2011 05:00	0.792	10.38	2.4
07/06/2011 06:00	0.637	10.38	2.4
07/06/2011 07:00	0.508	10.39	2.4
07/06/2011 08:00	0.395	10.38	2.4
07/06/2011 09:00	0.316	10.38	2.4
07/06/2011 10:00	0.369	10.39	2.4
07/06/2011 11:00	0.463	10.39	2.4
07/06/2011 12:00	0.57	10.39	2.4
07/06/2011 13:00	0.688	10.41	2.4
07/06/2011 14:00	0.797	10.4	2.4
07/06/2011 15:00	0.845	10.39	2.4
07/06/2011 16:00	0.842	10.39	2.4
07/06/2011 17:00	0.771	10.39	2.4
07/06/2011 18:00	0.611	10.38	2.4
07/06/2011 19:00	0.462	10.37	2.4
07/06/2011 20:00	0.319	10.38	2.4
07/06/2011 21:00	0.201	10.37	2.4
07/06/2011 22:00	0.163	10.39	2.4
07/06/2011 23:00	0.218	10.39	2.4
08/06/2011 00:00	0.32	10.4	2.4
08/06/2011 01:00	0.443	10.41	2.4
08/06/2011 02:00	0.585	10.41	2.4
08/06/2011 03:00	0.711	10.4	2.4
08/06/2011 04:00	0.819	10.42	2.4
08/06/2011 05:00	0.833	10.41	2.4
08/06/2011 06:00	0.706	10.4	2.4
08/06/2011 07:00	0.56	10.39	2.4
08/06/2011 08:00	0.433	10.39	2.4
08/06/2011 09:00	0.33	10.4	2.4
08/06/2011 10:00	0.284	10.4	2.4
08/06/2011 11:00	0.339	10.41	2.4
08/06/2011 12:00	0.434	10.4	2.4
08/06/2011 13:00	0.548	10.41	2.4
08/06/2011 14:00	0.663	10.42	2.4
08/06/2011 15:00	0.757	10.42	2.4
08/06/2011 16:00	0.798	10.41	2.4
08/06/2011 17:00	0.789	10.41	2.4
08/06/2011 18:00	0.684	10.4	2.4
08/06/2011 19:00	0.527	10.39	2.4
08/06/2011 20:00	0.379	10.4	2.4
08/06/2011 21:00	0.243	10.4	2.4
08/06/2011 22:00	0.144	10.39	2.4
08/06/2011 23:00	0.107	10.4	2.4
09/06/2011 00:00	0.157	10.41	2.4
09/06/2011 01:00	0.258	10.42	2.4
09/06/2011 02:00	0.39	10.41	2.4
09/06/2011 03:00	0.533	10.42	2.4
09/06/2011 04:00	0.67	10.42	2.4
09/06/2011 05:00	0.778	10.43	2.4
09/06/2011 06:00	0.777	10.42	2.4
09/06/2011 07:00	0.656	10.41	2.4
09/06/2011 08:00	0.532	10.4	2.4
09/06/2011 09:00	0.422	10.39	2.4

09/06/2011 10:00	0.33	10.4	2.4
09/06/2011 11:00	0.286	10.4	2.4
09/06/2011 12:00	0.333	10.42	2.4
09/06/2011 13:00	0.422	10.41	2.4
09/06/2011 14:00	0.532	10.42	2.4
09/06/2011 15:00	0.652	10.42	2.4
09/06/2011 16:00	0.738	10.43	2.4
09/06/2011 17:00	0.783	10.42	2.4
09/06/2011 18:00	0.766	10.42	2.4
09/06/2011 19:00	0.68	10.41	2.4
09/06/2011 20:00	0.533	10.41	2.4
09/06/2011 21:00	0.389	10.41	2.4
09/06/2011 22:00	0.258	10.41	2.4
09/06/2011 23:00	0.157	10.41	2.4
10/06/2011 00:00	0.127	10.41	2.4
10/06/2011 01:00	0.17	10.42	2.4
10/06/2011 02:00	0.276	10.43	2.4
10/06/2011 03:00	0.412	10.42	2.4
10/06/2011 04:00	0.542	10.43	2.4
10/06/2011 05:00	0.674	10.44	2.4
10/06/2011 06:00	0.776	10.43	2.4
10/06/2011 07:00	0.788	10.43	2.4
10/06/2011 08:00	0.688	10.41	2.4
10/06/2011 09:00	0.571	10.42	2.4
10/06/2011 10:00	0.457	10.42	2.4
10/06/2011 11:00	0.363	10.42	2.4
10/06/2011 12:00	0.316	10.42	2.4
10/06/2011 13:00	0.347	10.42	2.4
10/06/2011 14:00	0.429	10.43	2.4
10/06/2011 15:00	0.53	10.43	2.4
10/06/2011 16:00	0.639	10.44	2.4
10/06/2011 17:00	0.741	10.44	2.4
10/06/2011 18:00	0.787	10.43	2.4
10/06/2011 19:00	0.777	10.43	2.4
10/06/2011 20:00	0.71	10.42	2.4
10/06/2011 21:00	0.574	10.42	2.4
10/06/2011 22:00	0.43	10.42	2.4
10/06/2011 23:00	0.291	10.42	2.4
11/06/2011 00:00	0.187	10.42	2.4
11/06/2011 01:00	0.144	10.42	2.4
11/06/2011 02:00	0.187	10.42	2.4
11/06/2011 03:00	0.29	10.44	2.4
11/06/2011 04:00	0.412	10.44	2.4
11/06/2011 05:00	0.54	10.45	2.4
11/06/2011 06:00	0.668	10.43	2.4
11/06/2011 07:00	0.765	10.44	2.4
11/06/2011 08:00	0.793	10.44	2.4
11/06/2011 09:00	0.718	10.43	2.4
11/06/2011 10:00	0.59	10.43	2.4
11/06/2011 11:00	0.468	10.42	2.4
11/06/2011 12:00	0.366	10.43	2.4
11/06/2011 13:00	0.303	10.43	2.4
11/06/2011 14:00	0.325	10.43	2.4
11/06/2011 15:00	0.408	10.44	2.4
11/06/2011 16:00	0.503	10.45	2.4
11/06/2011 17:00	0.619	10.45	2.4
11/06/2011 18:00	0.733	10.44	2.4
11/06/2011 19:00	0.792	10.44	2.4
11/06/2011 20:00	0.785	10.45	2.4

11/06/2011 21:00	0.731	10.44	2.4
11/06/2011 22:00	0.595	10.43	2.4
11/06/2011 23:00	0.445	10.43	2.4
12/06/2011 00:00	0.306	10.43	2.4
12/06/2011 01:00	0.201	10.43	2.4
12/06/2011 02:00	0.146	10.43	2.4
12/06/2011 03:00	0.184	10.44	2.4
12/06/2011 04:00	0.285	10.44	2.4
12/06/2011 05:00	0.407	10.45	2.4
12/06/2011 06:00	0.537	10.46	2.4
12/06/2011 07:00	0.654	10.44	2.4
12/06/2011 08:00	0.739	10.45	2.4
12/06/2011 09:00	0.768	10.45	2.4
12/06/2011 10:00	0.697	10.45	2.4
12/06/2011 11:00	0.572	10.44	2.4
12/06/2011 12:00	0.45	10.44	2.4
12/06/2011 13:00	0.339	10.44	2.4
12/06/2011 14:00	0.259	10.44	2.4
12/06/2011 15:00	0.272	10.44	2.4
12/06/2011 16:00	0.356	10.46	2.4
12/06/2011 17:00	0.46	10.45	2.4
12/06/2011 18:00	0.589	10.45	2.4
12/06/2011 19:00	0.706	10.47	2.4
12/06/2011 20:00	0.783	10.46	2.4
12/06/2011 21:00	0.798	10.45	2.4
12/06/2011 22:00	0.742	10.46	2.4
12/06/2011 23:00	0.593	10.45	2.4
13/06/2011 00:00	0.438	10.45	2.4
13/06/2011 01:00	0.301	10.44	2.4
13/06/2011 02:00	0.172	10.45	2.4
13/06/2011 03:00	0.108	10.45	2.4
13/06/2011 04:00	0.131	10.45	2.4
13/06/2011 05:00	0.214	10.46	2.4
13/06/2011 06:00	0.334	10.48	2.4
13/06/2011 07:00	0.483	10.47	2.4
13/06/2011 08:00	0.621	10.47	2.4
13/06/2011 09:00	0.73	10.47	2.4
13/06/2011 10:00	0.768	10.47	2.4
13/06/2011 11:00	0.675	10.45	2.4
13/06/2011 12:00	0.529	10.45	2.4
13/06/2011 13:00	0.401	10.45	2.4
13/06/2011 14:00	0.282	10.45	2.4
13/06/2011 15:00	0.203	10.45	2.4
13/06/2011 16:00	0.216	10.47	2.4
13/06/2011 17:00	0.307	10.47	2.4
13/06/2011 18:00	0.431	10.47	2.4
13/06/2011 19:00	0.578	10.48	2.4
13/06/2011 20:00	0.723	10.49	2.4
13/06/2011 21:00	0.817	10.48	2.4
13/06/2011 22:00	0.848	10.47	2.4
13/06/2011 23:00	0.812	10.47	2.4
14/06/2011 00:00	0.668	10.46	2.4
14/06/2011 01:00	0.514	10.46	2.4
14/06/2011 02:00	0.376	10.46	2.4
14/06/2011 03:00	0.254	10.46	2.4
14/06/2011 04:00	0.201	10.46	2.4
14/06/2011 05:00	0.257	10.46	2.4
14/06/2011 06:00	0.376	10.47	2.4
14/06/2011 07:00	0.5	10.48	2.4

14/06/2011 08:00	0.636	10.48	2.4
14/06/2011 09:00	0.756	10.48	2.4
14/06/2011 10:00	0.822	10.48	2.4
14/06/2011 11:00	0.832	10.47	2.4
14/06/2011 12:00	0.753	10.47	2.4
14/06/2011 13:00	0.6	10.46	2.4
14/06/2011 14:00	0.446	10.46	2.4
14/06/2011 15:00	0.304	10.45	2.4
14/06/2011 16:00	0.211	10.46	2.4
14/06/2011 17:00	0.221	10.47	2.4
14/06/2011 18:00	0.334	10.49	2.4
14/06/2011 19:00	0.462	10.49	2.4
14/06/2011 20:00	0.6	10.49	2.4
14/06/2011 21:00	0.731	10.5	2.4
14/06/2011 22:00	0.819	10.48	2.4
14/06/2011 23:00	0.84	10.49	2.4
15/06/2011 00:00	0.808	10.48	2.4
15/06/2011 01:00	0.66	10.47	2.4
15/06/2011 02:00	0.489	10.48	2.4
15/06/2011 03:00	0.339	10.48	2.4
15/06/2011 04:00	0.211	10.48	2.4
15/06/2011 05:00	0.156	10.47	2.4
15/06/2011 06:00	0.232	10.48	2.4
15/06/2011 07:00	0.351	10.48	2.4
15/06/2011 08:00	0.474	10.49	2.4
15/06/2011 09:00	0.607	10.49	2.4
15/06/2011 10:00	0.728	10.49	2.4
15/06/2011 11:00	0.784	10.5	2.4
15/06/2011 12:00	0.792	10.49	2.4
15/06/2011 13:00	0.681	10.48	2.4
15/06/2011 14:00	0.515	10.48	2.4
15/06/2011 15:00	0.365	10.48	2.4
15/06/2011 16:00	0.226	10.47	2.4
15/06/2011 17:00	0.136	10.48	2.4
15/06/2011 18:00	0.165	10.49	2.4
15/06/2011 19:00	0.311	10.49	2.4
15/06/2011 20:00	0.441	10.5	2.4
15/06/2011 21:00	0.583	10.51	2.4
15/06/2011 22:00	0.736	10.5	2.4
15/06/2011 23:00	0.848	10.5	2.4
16/06/2011 00:00	0.879	10.49	2.4
16/06/2011 01:00	0.836	10.5	2.4
16/06/2011 02:00	0.667	10.49	2.4
16/06/2011 03:00	0.503	10.49	2.4
16/06/2011 04:00	0.359	10.5	2.4
16/06/2011 05:00	0.245	10.49	2.4
16/06/2011 06:00	0.229	10.49	2.4
16/06/2011 07:00	0.355	10.5	2.4
16/06/2011 08:00	0.468	10.49	2.4
16/06/2011 09:00	0.599	10.5	2.4
16/06/2011 10:00	0.752	10.51	2.4
16/06/2011 11:00	0.863	10.51	2.4
16/06/2011 12:00	0.888	10.5	2.4
16/06/2011 13:00	0.884	10.5	2.4
16/06/2011 14:00	0.758	10.5	2.4
16/06/2011 15:00	0.575	10.49	2.4
16/06/2011 16:00	0.406	10.49	2.4
16/06/2011 17:00	0.258	10.49	2.4
16/06/2011 18:00	0.17	10.49	2.4

16/06/2011 19:00	0.248	10.5	2.4
16/06/2011 20:00	0.38	10.5	2.4
16/06/2011 21:00	0.514	10.51	2.4
16/06/2011 22:00	0.656	10.51	2.4
16/06/2011 23:00	0.806	10.52	2.4
17/06/2011 00:00	0.895	10.52	2.4
17/06/2011 01:00	0.929	10.51	2.4
17/06/2011 02:00	0.835	10.5	2.4
17/06/2011 03:00	0.658	10.49	2.4
17/06/2011 04:00	0.502	10.5	2.4
17/06/2011 05:00	0.359	10.5	2.4
17/06/2011 06:00	0.257	10.51	2.4
17/06/2011 07:00	0.265	10.51	2.4
17/06/2011 08:00	0.395	10.52	2.4
17/06/2011 09:00	0.526	10.51	2.4
17/06/2011 10:00	0.669	10.52	2.4
17/06/2011 11:00	0.812	10.52	2.4
17/06/2011 12:00	0.905	10.52	2.4
17/06/2011 13:00	0.889	10.52	2.4
17/06/2011 14:00	0.859	10.52	2.4
17/06/2011 15:00	0.698	10.5	2.4
17/06/2011 16:00	0.529	10.5	2.4
17/06/2011 17:00	0.37	10.5	2.4
17/06/2011 18:00	0.229	10.49	2.4
17/06/2011 19:00	0.157	10.5	2.4
17/06/2011 20:00	0.225	10.51	2.4
17/06/2011 21:00	0.359	10.52	2.4
17/06/2011 22:00	0.51	10.52	2.4
17/06/2011 23:00	0.687	10.53	2.4
18/06/2011 00:00	0.84	10.53	2.4
18/06/2011 01:00	0.944	10.52	2.4
18/06/2011 02:00	0.982	10.53	2.4
18/06/2011 03:00	0.848	10.52	2.4
18/06/2011 04:00	0.662	10.52	2.4
18/06/2011 05:00	0.518	10.51	2.4
18/06/2011 06:00	0.383	10.5	2.4
18/06/2011 07:00	0.306	10.51	2.4
18/06/2011 08:00	0.386	10.51	2.4
18/06/2011 09:00	0.51	10.52	2.4
18/06/2011 10:00	0.634	10.53	2.4
18/06/2011 11:00	0.769	10.53	2.4
18/06/2011 12:00	0.914	10.53	2.4
18/06/2011 13:00	0.981	10.53	2.4
18/06/2011 14:00	0.959	10.52	2.4
18/06/2011 15:00	0.865	10.51	2.4
18/06/2011 16:00	0.676	10.51	2.4
18/06/2011 17:00	0.496	10.51	2.4
18/06/2011 18:00	0.346	10.52	2.4
18/06/2011 19:00	0.23	10.51	2.4
18/06/2011 20:00	0.202	10.51	2.4
18/06/2011 21:00	0.311	10.53	2.4
18/06/2011 22:00	0.443	10.54	2.4
18/06/2011 23:00	0.584	10.54	2.4
19/06/2011 00:00	0.737	10.55	2.41
19/06/2011 01:00	0.883	10.54	2.4
19/06/2011 02:00	0.978	10.54	2.4
19/06/2011 03:00	0.961	10.53	2.4
19/06/2011 04:00	0.811	10.53	2.4
19/06/2011 05:00	0.665	10.52	2.4

19/06/2011 06:00	0.531	10.52	2.4
19/06/2011 07:00	0.42	10.53	2.4
19/06/2011 08:00	0.391	10.53	2.4
19/06/2011 09:00	0.498	10.53	2.4
19/06/2011 10:00	0.625	10.53	2.4
19/06/2011 11:00	0.763	10.54	2.4
19/06/2011 12:00	0.898	10.54	2.4
19/06/2011 13:00	1.001	10.54	2.4
19/06/2011 14:00	1.004	10.54	2.4
19/06/2011 15:00	0.967	10.53	2.4
19/06/2011 16:00	0.841	10.53	2.4
19/06/2011 17:00	0.665	10.53	2.4
19/06/2011 18:00	0.482	10.53	2.4
19/06/2011 19:00	0.325	10.53	2.4
19/06/2011 20:00	0.22	10.53	2.4
19/06/2011 21:00	0.216	10.53	2.4
19/06/2011 22:00	0.313	10.53	2.4
19/06/2011 23:00	0.435	10.54	2.4
20/06/2011 00:00	0.572	10.55	2.41
20/06/2011 01:00	0.717	10.56	2.41
20/06/2011 02:00	0.831	10.55	2.41
20/06/2011 03:00	0.9	10.54	2.41
20/06/2011 04:00	0.845	10.55	2.41
20/06/2011 05:00	0.687	10.53	2.4
20/06/2011 06:00	0.542	10.53	2.4
20/06/2011 07:00	0.412	10.53	2.4
20/06/2011 08:00	0.317	10.53	2.4
20/06/2011 09:00	0.33	10.54	2.4
20/06/2011 10:00	0.463	10.54	2.4
20/06/2011 11:00	0.585	10.55	2.41
20/06/2011 12:00	0.717	10.55	2.41
20/06/2011 13:00	0.856	10.56	2.41
20/06/2011 14:00	0.938	10.55	2.41
20/06/2011 15:00	0.932	10.55	2.41
20/06/2011 16:00	0.89	10.55	2.4
20/06/2011 17:00	0.746	10.54	2.4
20/06/2011 18:00	0.574	10.59	2.41
20/06/2011 19:00	0.414	10.56	2.41
20/06/2011 20:00	0.272	10.55	2.4
20/06/2011 21:00	0.193	10.55	2.4
20/06/2011 22:00	0.213	10.56	2.41
20/06/2011 23:00	0.308	10.56	2.41
21/06/2011 00:00	0.424	10.57	2.41
21/06/2011 01:00	0.567	10.57	2.41
21/06/2011 02:00	0.702	10.57	2.41
21/06/2011 03:00	0.823	10.59	2.41
21/06/2011 04:00	0.88	10.57	2.41
21/06/2011 05:00	0.786	10.56	2.41
21/06/2011 06:00	0.633	10.55	2.41
21/06/2011 07:00	0.509	10.55	2.4
21/06/2011 08:00	0.398	10.55	2.4
21/06/2011 09:00	0.333	10.56	2.41
21/06/2011 10:00	0.377	10.57	2.41
21/06/2011 11:00	0.49	10.57	2.41
21/06/2011 12:00	0.602	10.57	2.41
21/06/2011 13:00	0.728	10.57	2.41
21/06/2011 14:00	0.853	10.57	2.41
21/06/2011 15:00	0.909	10.57	2.41
21/06/2011 16:00	0.889	10.57	2.41

21/06/2011 17:00	0.805	10.56	2.41
21/06/2011 18:00	0.643	10.55	2.4
21/06/2011 19:00	0.484	10.55	2.41
21/06/2011 20:00	0.339	10.55	2.41
21/06/2011 21:00	0.226	10.55	2.41
21/06/2011 22:00	0.192	10.56	2.41
21/06/2011 23:00	0.23	10.57	2.41
22/06/2011 00:00	0.325	10.57	2.41
22/06/2011 01:00	0.447	10.57	2.41
22/06/2011 02:00	0.58	10.58	2.41
22/06/2011 03:00	0.709	10.57	2.41
22/06/2011 04:00	0.81	10.57	2.41
22/06/2011 05:00	0.825	10.57	2.41
22/06/2011 06:00	0.707	10.56	2.41
22/06/2011 07:00	0.578	10.57	2.41
22/06/2011 08:00	0.463	10.56	2.41
22/06/2011 09:00	0.376	10.57	2.41
22/06/2011 10:00	0.344	10.57	2.41
22/06/2011 11:00	0.414	10.57	2.41
22/06/2011 12:00	0.515	10.58	2.41
22/06/2011 13:00	0.627	10.57	2.41
22/06/2011 14:00	0.734	10.58	2.41
22/06/2011 15:00	0.838	10.58	2.41
22/06/2011 16:00	0.884	10.58	2.41
22/06/2011 17:00	0.871	10.58	2.41
22/06/2011 18:00	0.762	10.58	2.41
22/06/2011 19:00	0.616	10.57	2.41
22/06/2011 20:00	0.48	10.56	2.41
22/06/2011 21:00	0.357	10.57	2.41
22/06/2011 22:00	0.273	10.57	2.41
22/06/2011 23:00	0.263	10.57	2.41
23/06/2011 00:00	0.316	10.58	2.41
23/06/2011 01:00	0.411	10.58	2.41
23/06/2011 02:00	0.536	10.58	2.41
23/06/2011 03:00	0.667	10.59	2.41
23/06/2011 04:00	0.78	10.59	2.41
23/06/2011 05:00	0.858	10.59	2.41
23/06/2011 06:00	0.826	10.59	2.41
23/06/2011 07:00	0.71	10.57	2.41
23/06/2011 08:00	0.605	10.58	2.41
23/06/2011 09:00	0.505	10.58	2.41
23/06/2011 10:00	0.422	10.58	2.41
23/06/2011 11:00	0.417	10.59	2.41
23/06/2011 12:00	0.483	10.58	2.41
23/06/2011 13:00	0.573	10.58	2.41
23/06/2011 14:00	0.69	10.59	2.41
23/06/2011 15:00	0.791	10.59	2.41
23/06/2011 16:00	0.861	10.59	2.41
23/06/2011 17:00	0.883	10.59	2.41
23/06/2011 18:00	0.857	10.58	2.41
23/06/2011 19:00	0.745	10.58	2.41
23/06/2011 20:00	0.604	10.58	2.41
23/06/2011 21:00	0.466	10.58	2.41
23/06/2011 22:00	0.351	10.58	2.41
23/06/2011 23:00	0.276	10.58	2.41
24/06/2011 00:00	0.264	10.58	2.41
24/06/2011 01:00	0.3	10.58	2.41
24/06/2011 02:00	0.387	10.59	2.41
24/06/2011 03:00	0.5	10.6	2.41

24/06/2011 04:00	0.614	10.59	2.41
24/06/2011 05:00	0.714	10.6	2.41
24/06/2011 06:00	0.784	10.59	2.41
24/06/2011 07:00	0.749	10.59	2.41
24/06/2011 08:00	0.645	10.59	2.41
24/06/2011 09:00	0.544	10.59	2.41
24/06/2011 10:00	0.45	10.59	2.41

END OF DATA FILE OF DATALOGGER FOR WINDOWS

_11_K4998_110715103532.CSV

Data file for DataLogger.

=====

COMPANY : <Company name>

COMP.STATUS: Done

DATE : 15/07/2011

TIME : 10:35:59

FILENAME : C:\Documents and Settings\All Users\Application Data\DiverOffice\Sizewell\CSV\pz2009_

CREATED BY : SWS Diver-Office 4.0.76.0

===== BEGINNING OF DATA =====

[Logger settings]

Instrument type =CTD-Diver=17

Status =Started =0

Serial number =..00-K4989 317.

Instrument number =

=0

Location =pz2009_12

Sample period =M60

Sample method =T

Number of channels =3

[Channel 1]

Identification =WATER HEAD

Reference level =4.000 m

Range =17.500 m

Master level =1750 CMH2O

Altitude =0 m

[Channel 2]

Identification =TEMPERATURE

Reference level =-20.00 °C

Range =100.00 °C

[Channel 3]

Identification =1: CONDUCTIVITY

Reference level =0.00 mS/cm

Range =120.00 mS/cm

[Series settings]

Serial number =..00-K4989 317.

Instrument number =

Location =pz2009_12

Sample period =00 00:60:00 0

Sample method =T

Start date / time =00:00:06 09/04/11

End date / time =00:00:14 24/06/11

[Channel 1 from data header]

Identification =WATER HEAD

Reference level =4.000 m

Range =17.500 m

Master level =1750 CMH2O

Altitude =0 m

[Channel 2 from data header]

Identification =TEMPERATURE

Reference level =-20.00 °C

Range =100.00 °C

[Channel 3 from data header]

Identification =1: CONDUCTIVITY

Reference level =0.00 mS/cm
Range =120.00 mS/cm

[Data]

1833

Date/time	Water head[m]	Temperature[°C]	1:Conductivity[mS/cm]
09/04/2011 06:00	0.701	10.62	0.9
09/04/2011 07:00	0.638	10.59	0.9
09/04/2011 08:00	0.578	10.58	0.9
09/04/2011 09:00	0.543	10.6	0.9
09/04/2011 10:00	0.551	10.61	0.9
09/04/2011 11:00	0.58	10.6	0.9
09/04/2011 12:00	0.614	10.62	0.9
09/04/2011 13:00	0.66	10.62	0.9
09/04/2011 14:00	0.708	10.66	0.9
09/04/2011 15:00	0.738	10.6	0.9
09/04/2011 16:00	0.75	10.61	0.9
09/04/2011 17:00	0.731	10.64	0.9
09/04/2011 18:00	0.684	10.62	0.9
09/04/2011 19:00	0.624	10.62	0.9
09/04/2011 20:00	0.567	10.62	0.9
09/04/2011 21:00	0.525	10.6	0.9
09/04/2011 22:00	0.518	10.56	0.9
09/04/2011 23:00	0.545	10.59	0.9
10/04/2011 00:00	0.579	10.62	0.9
10/04/2011 01:00	0.622	10.66	0.9
10/04/2011 02:00	0.675	10.63	0.9
10/04/2011 03:00	0.719	10.6	0.9
10/04/2011 04:00	0.75	10.63	0.9
10/04/2011 05:00	0.746	10.64	0.9
10/04/2011 06:00	0.705	10.59	0.9
10/04/2011 07:00	0.649	10.63	0.9
10/04/2011 08:00	0.592	10.62	0.9
10/04/2011 09:00	0.543	10.61	0.9
10/04/2011 10:00	0.523	10.63	0.9
10/04/2011 11:00	0.538	10.62	0.9
10/04/2011 12:00	0.57	10.6	0.9
10/04/2011 13:00	0.611	10.62	0.9
10/04/2011 14:00	0.653	10.61	0.9
10/04/2011 15:00	0.698	10.6	0.9
10/04/2011 16:00	0.729	10.63	0.9
10/04/2011 17:00	0.737	10.64	0.9
10/04/2011 18:00	0.714	10.63	0.9
10/04/2011 19:00	0.659	10.61	0.9
10/04/2011 20:00	0.61	10.62	0.9
10/04/2011 21:00	0.555	10.64	0.9
10/04/2011 22:00	0.522	10.58	0.9
10/04/2011 23:00	0.517	10.59	0.9
11/04/2011 00:00	0.535	10.64	0.91
11/04/2011 01:00	0.573	10.62	0.9
11/04/2011 02:00	0.614	10.61	0.9
11/04/2011 03:00	0.663	10.62	0.9
11/04/2011 04:00	0.704	10.61	0.9
11/04/2011 05:00	0.734	10.62	0.9
11/04/2011 06:00	0.727	10.6	0.9
11/04/2011 07:00	0.693	10.61	0.9
11/04/2011 08:00	0.639	10.58	0.9
11/04/2011 09:00	0.596	10.6	0.9

11/04/2011 10:00	0.554	10.63	0.91
11/04/2011 11:00	0.548	10.59	0.9
11/04/2011 12:00	0.423	10.64	0.91
11/04/2011 13:00	0.581	10.63	0.91
11/04/2011 14:00	0.626	10.63	0.91
11/04/2011 15:00	0.672	10.63	0.91
11/04/2011 16:00	0.716	10.66	0.91
11/04/2011 17:00	0.748	10.64	0.91
11/04/2011 18:00	0.748	10.63	0.91
11/04/2011 19:00	0.719	10.67	0.91
11/04/2011 20:00	0.672	10.63	0.91
11/04/2011 21:00	0.623	10.67	0.91
11/04/2011 22:00	0.575	10.62	0.91
11/04/2011 23:00	0.547	10.62	0.91
12/04/2011 00:00	0.545	10.61	0.91
12/04/2011 01:00	0.558	10.6	0.91
12/04/2011 02:00	0.592	10.62	0.91
12/04/2011 03:00	0.636	10.6	0.91
12/04/2011 04:00	0.693	10.62	0.91
12/04/2011 05:00	0.737	10.62	0.91
12/04/2011 06:00	0.77	10.63	0.91
12/04/2011 07:00	0.772	10.64	0.91
12/04/2011 08:00	0.744	10.59	0.91
12/04/2011 09:00	0.7	10.66	0.91
12/04/2011 10:00	0.586	10.62	0.91
12/04/2011 11:00	0.618	10.62	0.91
12/04/2011 12:00	0.606	10.66	0.91
12/04/2011 13:00	0.608	10.64	0.91
12/04/2011 14:00	0.581	10.64	0.91
12/04/2011 15:00	0.656	10.61	0.91
12/04/2011 16:00	0.697	10.6	0.91
12/04/2011 17:00	0.737	10.61	0.91
12/04/2011 18:00	0.758	10.64	0.91
12/04/2011 19:00	0.762	10.62	0.91
12/04/2011 20:00	0.74	10.6	0.91
12/04/2011 21:00	0.695	10.61	0.91
12/04/2011 22:00	0.641	10.65	0.91
12/04/2011 23:00	0.591	10.61	0.91
13/04/2011 00:00	0.547	10.59	0.91
13/04/2011 01:00	0.527	10.6	0.91
13/04/2011 02:00	0.526	10.6	0.91
13/04/2011 03:00	0.556	10.62	0.91
13/04/2011 04:00	0.596	10.62	0.91
13/04/2011 05:00	0.639	10.6	0.91
13/04/2011 06:00	0.687	10.6	0.91
13/04/2011 07:00	0.723	10.63	0.91
13/04/2011 08:00	0.73	10.59	0.91
13/04/2011 09:00	0.709	10.63	0.91
13/04/2011 10:00	0.668	10.64	0.91
13/04/2011 11:00	0.63	10.63	0.91
13/04/2011 12:00	0.58	10.62	0.91
13/04/2011 13:00	0.565	10.63	0.91
13/04/2011 14:00	0.553	10.61	0.91
13/04/2011 15:00	0.567	10.65	0.91
13/04/2011 16:00	0.584	10.62	0.91
13/04/2011 17:00	0.632	10.63	0.91
13/04/2011 18:00	0.68	10.64	0.91
13/04/2011 19:00	0.714	10.68	0.91
13/04/2011 20:00	0.729	10.61	0.91

13/04/2011 21:00	0.718	10.62	0.91
13/04/2011 22:00	0.68	10.62	0.91
13/04/2011 23:00	0.633	10.62	0.91
14/04/2011 00:00	0.581	10.64	0.91
14/04/2011 01:00	0.534	10.64	0.91
14/04/2011 02:00	0.51	10.61	0.91
14/04/2011 03:00	0.513	10.64	0.91
14/04/2011 04:00	0.542	10.64	0.91
14/04/2011 05:00	0.589	10.6	0.91
14/04/2011 06:00	0.642	10.63	0.91
14/04/2011 07:00	0.697	10.68	0.91
14/04/2011 08:00	0.745	10.65	0.91
14/04/2011 09:00	0.771	10.61	0.91
14/04/2011 10:00	0.738	10.63	0.91
14/04/2011 11:00	0.717	10.63	0.91
14/04/2011 12:00	0.675	10.61	0.91
14/04/2011 13:00	0.624	10.65	0.91
14/04/2011 14:00	0.584	10.63	0.91
14/04/2011 15:00	0.444	10.63	0.91
14/04/2011 16:00	0.502	10.63	0.91
14/04/2011 17:00	0.62	10.65	0.91
14/04/2011 18:00	0.666	10.64	0.91
14/04/2011 19:00	0.713	10.59	0.91
14/04/2011 20:00	0.745	10.61	0.91
14/04/2011 21:00	0.757	10.64	0.91
14/04/2011 22:00	0.755	10.6	0.91
14/04/2011 23:00	0.714	10.68	0.91
15/04/2011 00:00	0.66	10.6	0.91
15/04/2011 01:00	0.602	10.65	0.91
15/04/2011 02:00	0.541	10.62	0.91
15/04/2011 03:00	0.503	10.61	0.91
15/04/2011 04:00	0.501	10.6	0.91
15/04/2011 05:00	0.529	10.67	0.91
15/04/2011 06:00	0.576	10.65	0.91
15/04/2011 07:00	0.626	10.67	0.91
15/04/2011 08:00	0.679	10.65	0.91
15/04/2011 09:00	0.704	10.64	0.91
15/04/2011 10:00	0.746	10.67	0.91
15/04/2011 11:00	0.738	10.65	0.91
15/04/2011 12:00	0.691	10.66	0.91
15/04/2011 13:00	0.632	10.61	0.91
15/04/2011 14:00	0.578	10.61	0.91
15/04/2011 15:00	0.529	10.67	0.91
15/04/2011 16:00	0.511	10.6	0.91
15/04/2011 17:00	0.535	10.64	0.91
15/04/2011 18:00	0.578	10.63	0.91
15/04/2011 19:00	0.627	10.62	0.91
15/04/2011 20:00	0.683	10.62	0.91
15/04/2011 21:00	0.723	10.62	0.91
15/04/2011 22:00	0.737	10.62	0.91
15/04/2011 23:00	0.735	10.63	0.91
16/04/2011 00:00	0.698	10.61	0.91
16/04/2011 01:00	0.63	10.6	0.91
16/04/2011 02:00	0.567	10.66	0.91
16/04/2011 03:00	0.503	10.59	0.91
16/04/2011 04:00	0.466	10.62	0.91
16/04/2011 05:00	0.48	10.61	0.91
16/04/2011 06:00	0.523	10.59	0.91
16/04/2011 07:00	0.58	10.67	0.91

16/04/2011 08:00	0.633	10.64	0.91
16/04/2011 09:00	0.698	10.6	0.91
16/04/2011 10:00	0.744	10.64	0.91
16/04/2011 11:00	0.762	10.65	0.91
16/04/2011 12:00	0.747	10.61	0.91
16/04/2011 13:00	0.696	10.63	0.91
16/04/2011 14:00	0.638	10.64	0.91
16/04/2011 15:00	0.57	10.6	0.91
16/04/2011 16:00	0.522	10.62	0.91
16/04/2011 17:00	0.518	10.66	0.91
16/04/2011 18:00	0.555	10.6	0.91
16/04/2011 19:00	0.617	10.67	0.91
16/04/2011 20:00	0.673	10.63	0.91
16/04/2011 21:00	0.734	10.64	0.91
16/04/2011 22:00	0.768	10.64	0.91
16/04/2011 23:00	0.772	10.62	0.91
17/04/2011 00:00	0.762	10.65	0.91
17/04/2011 01:00	0.708	10.64	0.91
17/04/2011 02:00	0.636	10.6	0.91
17/04/2011 03:00	0.559	10.63	0.91
17/04/2011 04:00	0.488	10.59	0.91
17/04/2011 05:00	0.461	10.67	0.91
17/04/2011 06:00	0.478	10.63	0.91
17/04/2011 07:00	0.531	10.67	0.91
17/04/2011 08:00	0.585	10.62	0.91
17/04/2011 09:00	0.646	10.67	0.91
17/04/2011 10:00	0.71	10.61	0.91
17/04/2011 11:00	0.748	10.62	0.91
17/04/2011 12:00	0.768	10.63	0.91
17/04/2011 13:00	0.741	10.67	0.91
17/04/2011 14:00	0.677	10.6	0.91
17/04/2011 15:00	0.608	10.63	0.91
17/04/2011 16:00	0.541	10.61	0.91
17/04/2011 17:00	0.495	10.65	0.91
17/04/2011 18:00	0.519	10.62	0.91
17/04/2011 19:00	0.571	10.62	0.91
17/04/2011 20:00	0.63	10.62	0.91
17/04/2011 21:00	0.69	10.62	0.91
17/04/2011 22:00	0.75	10.62	0.91
17/04/2011 23:00	0.788	10.61	0.91
18/04/2011 00:00	0.79	10.65	0.91
18/04/2011 01:00	0.769	10.6	0.91
18/04/2011 02:00	0.702	10.64	0.91
18/04/2011 03:00	0.623	10.6	0.91
18/04/2011 04:00	0.544	10.59	0.91
18/04/2011 05:00	0.475	10.62	0.91
18/04/2011 06:00	0.444	10.63	0.91
18/04/2011 07:00	0.485	10.64	0.91
18/04/2011 08:00	0.543	10.64	0.91
18/04/2011 09:00	0.595	10.62	0.91
18/04/2011 10:00	0.661	10.67	0.91
18/04/2011 11:00	0.728	10.61	0.91
18/04/2011 12:00	0.744	10.6	0.91
18/04/2011 13:00	0.768	10.6	0.91
18/04/2011 14:00	0.721	10.57	0.91
18/04/2011 15:00	0.652	10.59	0.91
18/04/2011 16:00	0.584	10.62	0.91
18/04/2011 17:00	0.518	10.6	0.91
18/04/2011 18:00	0.487	10.66	0.91

18/04/2011 19:00	0.518	10.64	0.91
18/04/2011 20:00	0.579	10.63	0.91
18/04/2011 21:00	0.633	10.65	0.91
18/04/2011 22:00	0.705	10.61	0.91
18/04/2011 23:00	0.77	10.61	0.91
19/04/2011 00:00	0.797	10.63	0.91
19/04/2011 01:00	0.799	10.61	0.91
19/04/2011 02:00	0.769	10.66	0.91
19/04/2011 03:00	0.689	10.62	0.91
19/04/2011 04:00	0.607	10.61	0.91
19/04/2011 05:00	0.52	10.65	0.91
19/04/2011 06:00	0.459	10.6	0.91
19/04/2011 07:00	0.444	10.61	0.91
19/04/2011 08:00	0.493	10.65	0.91
19/04/2011 09:00	0.541	10.6	0.91
19/04/2011 10:00	0.607	10.63	0.91
19/04/2011 11:00	0.675	10.67	0.92
19/04/2011 12:00	0.734	10.61	0.91
19/04/2011 13:00	0.767	10.63	0.92
19/04/2011 14:00	0.763	10.66	0.92
19/04/2011 15:00	0.704	10.66	0.92
19/04/2011 16:00	0.632	10.64	0.92
19/04/2011 17:00	0.568	10.62	0.91
19/04/2011 18:00	0.507	10.61	0.91
19/04/2011 19:00	0.484	10.6	0.91
19/04/2011 20:00	0.537	10.66	0.92
19/04/2011 21:00	0.597	10.63	0.92
19/04/2011 22:00	0.662	10.68	0.92
19/04/2011 23:00	0.737	10.65	0.92
20/04/2011 00:00	0.795	10.67	0.92
20/04/2011 01:00	0.82	10.59	0.91
20/04/2011 02:00	0.825	10.6	0.91
20/04/2011 03:00	0.779	10.6	0.91
20/04/2011 04:00	0.697	10.61	0.91
20/04/2011 05:00	0.62	10.6	0.91
20/04/2011 06:00	0.541	10.58	0.91
20/04/2011 07:00	0.483	10.63	0.92
20/04/2011 08:00	0.488	10.61	0.92
20/04/2011 09:00	0.533	10.61	0.92
20/04/2011 10:00	0.566	10.95	0.92
20/04/2011 11:00	0.641	10.61	0.91
20/04/2011 12:00	0.723	10.6	0.91
20/04/2011 13:00	0.763	10.58	0.91
20/04/2011 14:00	0.777	10.57	0.91
20/04/2011 15:00	0.758	10.59	0.91
20/04/2011 16:00	0.692	10.57	0.91
20/04/2011 17:00	0.617	10.56	0.91
20/04/2011 18:00	0.543	10.58	0.91
20/04/2011 19:00	0.484	10.56	0.91
20/04/2011 20:00	0.474	10.6	0.91
20/04/2011 21:00	0.527	10.57	0.91
20/04/2011 22:00	0.582	10.59	0.91
20/04/2011 23:00	0.643	10.61	0.91
21/04/2011 00:00	0.718	10.59	0.91
21/04/2011 01:00	0.776	10.61	0.91
21/04/2011 02:00	0.799	10.6	0.91
21/04/2011 03:00	0.801	10.58	0.91
21/04/2011 04:00	0.748	10.58	0.91
21/04/2011 05:00	0.67	10.57	0.91

21/04/2011 06:00	0.595	10.56	0.91
21/04/2011 07:00	0.526	10.58	0.91
21/04/2011 08:00	0.487	10.57	0.91
21/04/2011 09:00	0.51	10.6	0.91
21/04/2011 10:00	0.564	10.59	0.91
21/04/2011 11:00	0.61	10.56	0.91
21/04/2011 12:00	0.678	10.59	0.91
21/04/2011 13:00	0.737	10.58	0.91
21/04/2011 14:00	0.767	10.58	0.91
21/04/2011 15:00	0.78	10.58	0.91
21/04/2011 16:00	0.746	10.57	0.91
21/04/2011 17:00	0.677	10.57	0.91
21/04/2011 18:00	0.611	10.57	0.91
21/04/2011 19:00	0.542	10.57	0.91
21/04/2011 20:00	0.491	10.54	0.91
21/04/2011 21:00	0.497	10.58	0.91
21/04/2011 22:00	0.551	10.57	0.91
21/04/2011 23:00	0.604	10.57	0.91
22/04/2011 00:00	0.667	10.6	0.91
22/04/2011 01:00	0.737	10.63	0.92
22/04/2011 02:00	0.786	10.57	0.91
22/04/2011 03:00	0.812	10.55	0.91
22/04/2011 04:00	0.802	10.57	0.91
22/04/2011 05:00	0.741	10.57	0.91
22/04/2011 06:00	0.672	10.57	0.91
22/04/2011 07:00	0.599	10.55	0.91
22/04/2011 08:00	0.537	10.55	0.91
22/04/2011 09:00	0.512	10.56	0.91
22/04/2011 10:00	0.536	10.59	0.91
22/04/2011 11:00	0.582	10.58	0.91
22/04/2011 12:00	0.632	10.59	0.92
22/04/2011 13:00	0.691	10.57	0.91
22/04/2011 14:00	0.738	10.58	0.91
22/04/2011 15:00	0.763	10.58	0.92
22/04/2011 16:00	0.769	10.57	0.91
22/04/2011 17:00	0.714	10.55	0.91
22/04/2011 18:00	0.654	10.55	0.91
22/04/2011 19:00	0.585	10.55	0.91
22/04/2011 20:00	0.524	10.56	0.91
22/04/2011 21:00	0.487	10.57	0.91
22/04/2011 22:00	0.495	10.58	0.92
22/04/2011 23:00	0.535	10.6	0.92
23/04/2011 00:00	0.581	10.59	0.92
23/04/2011 01:00	0.643	10.6	0.92
23/04/2011 02:00	0.707	10.58	0.92
23/04/2011 03:00	0.753	10.59	0.92
23/04/2011 04:00	0.78	10.57	0.92
23/04/2011 05:00	0.765	10.57	0.92
23/04/2011 06:00	0.707	10.59	0.92
23/04/2011 07:00	0.646	10.58	0.92
23/04/2011 08:00	0.581	10.56	0.92
23/04/2011 09:00	0.529	10.55	0.91
23/04/2011 10:00	0.52	10.58	0.92
23/04/2011 11:00	0.549	10.56	0.92
23/04/2011 12:00	0.596	10.58	0.92
23/04/2011 13:00	0.642	10.58	0.92
23/04/2011 14:00	0.7	10.55	0.92
23/04/2011 15:00	0.742	10.56	0.92
23/04/2011 16:00	0.756	10.57	0.92

23/04/2011 17:00	0.746	10.55	0.92
23/04/2011 18:00	0.702	10.56	0.92
23/04/2011 19:00	0.638	10.57	0.92
23/04/2011 20:00	0.571	10.59	0.92
23/04/2011 21:00	0.517	10.55	0.92
23/04/2011 22:00	0.488	10.57	0.92
23/04/2011 23:00	0.499	10.56	0.92
24/04/2011 00:00	0.535	10.58	0.92
24/04/2011 01:00	0.582	10.58	0.92
24/04/2011 02:00	0.638	10.57	0.92
24/04/2011 03:00	0.699	10.61	0.92
24/04/2011 04:00	0.748	10.59	0.92
24/04/2011 05:00	0.774	10.58	0.92
24/04/2011 06:00	0.756	10.54	0.92
24/04/2011 07:00	0.707	10.56	0.92
24/04/2011 08:00	0.65	10.53	0.92
24/04/2011 09:00	0.6	10.55	0.92
24/04/2011 10:00	0.568	10.59	0.92
24/04/2011 11:00	0.565	10.58	0.92
24/04/2011 12:00	0.596	10.57	0.92
24/04/2011 13:00	0.633	10.59	0.92
24/04/2011 14:00	0.676	10.55	0.92
24/04/2011 15:00	0.725	10.6	0.92
24/04/2011 16:00	0.754	10.58	0.92
24/04/2011 17:00	0.766	10.57	0.92
24/04/2011 18:00	0.745	10.58	0.92
24/04/2011 19:00	0.698	10.55	0.92
24/04/2011 20:00	0.638	10.56	0.92
24/04/2011 21:00	0.575	10.57	0.92
24/04/2011 22:00	0.526	10.56	0.92
24/04/2011 23:00	0.498	10.6	0.92
25/04/2011 00:00	0.503	10.56	0.92
25/04/2011 01:00	0.529	10.56	0.92
25/04/2011 02:00	0.572	10.56	0.92
25/04/2011 03:00	0.624	10.59	0.92
25/04/2011 04:00	0.679	10.55	0.92
25/04/2011 05:00	0.729	10.59	0.92
25/04/2011 06:00	0.754	10.58	0.92
25/04/2011 07:00	0.74	10.58	0.92
25/04/2011 08:00	0.701	10.58	0.92
25/04/2011 09:00	0.655	10.57	0.92
25/04/2011 10:00	0.608	10.55	0.92
25/04/2011 11:00	0.578	10.57	0.92
25/04/2011 12:00	0.571	10.58	0.92
25/04/2011 13:00	0.587	10.6	0.92
25/04/2011 14:00	0.615	10.56	0.92
25/04/2011 15:00	0.656	10.58	0.92
25/04/2011 16:00	0.692	10.59	0.92
25/04/2011 17:00	0.723	10.58	0.92
25/04/2011 18:00	0.735	10.62	0.92
25/04/2011 19:00	0.727	10.53	0.92
25/04/2011 20:00	0.687	10.57	0.92
25/04/2011 21:00	0.631	10.56	0.92
25/04/2011 22:00	0.579	10.58	0.92
25/04/2011 23:00	0.536	10.56	0.92
26/04/2011 00:00	0.509	10.58	0.92
26/04/2011 01:00	0.505	10.58	0.92
26/04/2011 02:00	0.529	10.57	0.92
26/04/2011 03:00	0.561	10.59	0.92

26/04/2011 04:00	0.612	10.57	0.92
26/04/2011 05:00	0.658	10.58	0.92
26/04/2011 06:00	0.705	10.57	0.92
26/04/2011 07:00	0.732	10.59	0.92
26/04/2011 08:00	0.73	10.57	0.92
26/04/2011 09:00	0.705	10.58	0.92
26/04/2011 10:00	0.665	10.55	0.92
26/04/2011 11:00	0.627	10.57	0.92
26/04/2011 12:00	0.591	10.57	0.92
26/04/2011 13:00	0.578	10.56	0.92
26/04/2011 14:00	0.59	10.55	0.92
26/04/2011 15:00	0.618	10.54	0.92
26/04/2011 16:00	0.653	10.57	0.92
26/04/2011 17:00	0.696	10.6	0.92
26/04/2011 18:00	0.724	10.57	0.92
26/04/2011 19:00	0.735	10.57	0.92
26/04/2011 20:00	0.726	10.56	0.92
26/04/2011 21:00	0.695	10.57	0.92
26/04/2011 22:00	0.65	10.55	0.92
26/04/2011 23:00	0.603	10.58	0.92
27/04/2011 00:00	0.557	10.58	0.92
27/04/2011 01:00	0.523	10.59	0.92
27/04/2011 02:00	0.506	10.57	0.92
27/04/2011 03:00	0.514	10.6	0.92
27/04/2011 04:00	0.552	10.6	0.92
27/04/2011 05:00	0.594	10.57	0.92
27/04/2011 06:00	0.646	10.54	0.92
27/04/2011 07:00	0.693	10.59	0.92
27/04/2011 08:00	0.734	10.6	0.92
27/04/2011 09:00	0.739	10.56	0.92
27/04/2011 10:00	0.718	10.57	0.92
27/04/2011 11:00	0.686	10.56	0.92
27/04/2011 12:00	0.649	10.59	0.92
27/04/2011 13:00	0.612	10.58	0.92
27/04/2011 14:00	0.591	10.55	0.92
27/04/2011 15:00	0.596	10.57	0.92
27/04/2011 16:00	0.627	10.57	0.92
27/04/2011 17:00	0.66	10.57	0.92
27/04/2011 18:00	0.701	10.57	0.92
27/04/2011 19:00	0.734	10.58	0.92
27/04/2011 20:00	0.75	10.58	0.92
27/04/2011 21:00	0.748	10.58	0.92
27/04/2011 22:00	0.72	10.58	0.92
27/04/2011 23:00	0.68	10.57	0.92
28/04/2011 00:00	0.627	10.58	0.92
28/04/2011 01:00	0.578	10.58	0.92
28/04/2011 02:00	0.541	10.55	0.92
28/04/2011 03:00	0.528	10.57	0.92
28/04/2011 04:00	0.536	10.56	0.92
28/04/2011 05:00	0.57	10.6	0.92
28/04/2011 06:00	0.615	10.58	0.92
28/04/2011 07:00	0.666	10.57	0.92
28/04/2011 08:00	0.708	10.58	0.92
28/04/2011 09:00	0.751	10.61	0.92
28/04/2011 10:00	0.765	10.55	0.92
28/04/2011 11:00	0.747	10.56	0.92
28/04/2011 12:00	0.708	10.55	0.92
28/04/2011 13:00	0.667	10.55	0.92
28/04/2011 14:00	0.62	10.58	0.92

28/04/2011 15:00	0.602	10.58	0.92
28/04/2011 16:00	0.616	10.57	0.92
28/04/2011 17:00	0.644	10.58	0.92
28/04/2011 18:00	0.683	10.59	0.92
28/04/2011 19:00	0.723	10.57	0.92
28/04/2011 20:00	0.762	10.59	0.92
28/04/2011 21:00	0.773	10.57	0.92
28/04/2011 22:00	0.774	10.57	0.92
28/04/2011 23:00	0.744	10.56	0.92
29/04/2011 00:00	0.695	10.55	0.92
29/04/2011 01:00	0.643	10.56	0.92
29/04/2011 02:00	0.588	10.53	0.92
29/04/2011 03:00	0.55	10.58	0.92
29/04/2011 04:00	0.534	10.57	0.92
29/04/2011 05:00	0.553	10.61	0.92
29/04/2011 06:00	0.586	10.62	0.92
29/04/2011 07:00	0.628	10.56	0.92
29/04/2011 08:00	0.676	10.59	0.92
29/04/2011 09:00	0.723	10.59	0.92
29/04/2011 10:00	0.752	10.57	0.92
29/04/2011 11:00	0.758	10.57	0.92
29/04/2011 12:00	0.729	10.59	0.92
29/04/2011 13:00	0.69	10.55	0.92
29/04/2011 14:00	0.643	10.56	0.92
29/04/2011 15:00	0.6	10.56	0.92
29/04/2011 16:00	0.587	10.54	0.92
29/04/2011 17:00	0.606	10.57	0.92
29/04/2011 18:00	0.639	10.58	0.92
29/04/2011 19:00	0.687	10.61	0.92
29/04/2011 20:00	0.732	10.57	0.92
29/04/2011 21:00	0.769	10.59	0.92
29/04/2011 22:00	0.787	10.58	0.92
29/04/2011 23:00	0.783	10.58	0.92
30/04/2011 00:00	0.749	10.58	0.92
30/04/2011 01:00	0.692	10.54	0.92
30/04/2011 02:00	0.636	10.55	0.92
30/04/2011 03:00	0.581	10.59	0.92
30/04/2011 04:00	0.547	10.54	0.92
30/04/2011 05:00	0.54	10.6	0.92
30/04/2011 06:00	0.565	10.57	0.92
30/04/2011 07:00	0.601	10.57	0.92
30/04/2011 08:00	0.65	10.59	0.92
30/04/2011 09:00	0.699	10.59	0.92
30/04/2011 10:00	0.744	10.62	0.92
30/04/2011 11:00	0.774	10.59	0.92
30/04/2011 12:00	0.767	10.59	0.92
30/04/2011 13:00	0.72	10.58	0.92
30/04/2011 14:00	0.669	10.58	0.92
30/04/2011 15:00	0.619	10.6	0.92
30/04/2011 16:00	0.585	10.57	0.92
30/04/2011 17:00	0.582	10.54	0.92
30/04/2011 18:00	0.615	10.58	0.92
30/04/2011 19:00	0.66	10.57	0.92
30/04/2011 20:00	0.707	10.57	0.92
30/04/2011 21:00	0.753	10.59	0.92
30/04/2011 22:00	0.782	10.58	0.92
30/04/2011 23:00	0.799	10.59	0.92
01/05/2011 00:00	0.786	10.59	0.92
01/05/2011 01:00	0.737	10.54	0.92

01/05/2011 02:00	0.676	10.55	0.92
01/05/2011 03:00	0.619	10.53	0.92
01/05/2011 04:00	0.57	10.56	0.92
01/05/2011 05:00	0.542	10.55	0.92
01/05/2011 06:00	0.551	10.56	0.92
01/05/2011 07:00	0.589	10.56	0.92
01/05/2011 08:00	0.629	10.57	0.92
01/05/2011 09:00	0.679	10.57	0.92
01/05/2011 10:00	0.73	10.59	0.92
01/05/2011 11:00	0.772	10.59	0.92
01/05/2011 12:00	0.781	10.57	0.92
01/05/2011 13:00	0.755	10.6	0.92
01/05/2011 14:00	0.705	10.56	0.92
01/05/2011 15:00	0.65	10.57	0.92
01/05/2011 16:00	0.601	10.58	0.92
01/05/2011 17:00	0.57	10.56	0.92
01/05/2011 18:00	0.583	10.56	0.92
01/05/2011 19:00	0.63	10.55	0.92
01/05/2011 20:00	0.678	10.58	0.92
01/05/2011 21:00	0.728	10.58	0.92
01/05/2011 22:00	0.776	10.59	0.92
01/05/2011 23:00	0.805	10.57	0.92
02/05/2011 00:00	0.809	10.57	0.92
02/05/2011 01:00	0.784	10.59	0.92
02/05/2011 02:00	0.728	10.57	0.92
02/05/2011 03:00	0.665	10.55	0.92
02/05/2011 04:00	0.604	10.57	0.92
02/05/2011 05:00	0.554	10.6	0.93
02/05/2011 06:00	0.542	10.58	0.92
02/05/2011 07:00	0.564	10.61	0.93
02/05/2011 08:00	0.604	10.57	0.92
02/05/2011 09:00	0.653	10.61	0.93
02/05/2011 10:00	0.705	10.6	0.93
02/05/2011 11:00	0.752	10.58	0.92
02/05/2011 12:00	0.776	10.59	0.92
02/05/2011 13:00	0.771	10.59	0.92
02/05/2011 14:00	0.724	10.6	0.92
02/05/2011 15:00	0.666	10.58	0.92
02/05/2011 16:00	0.613	10.57	0.92
02/05/2011 17:00	0.569	10.56	0.92
02/05/2011 18:00	0.557	10.57	0.92
02/05/2011 19:00	0.594	10.57	0.92
02/05/2011 20:00	0.647	10.56	0.93
02/05/2011 21:00	0.695	10.59	0.93
02/05/2011 22:00	0.744	10.59	0.93
02/05/2011 23:00	0.785	10.57	0.93
03/05/2011 00:00	0.799	10.58	0.93
03/05/2011 01:00	0.795	10.58	0.93
03/05/2011 02:00	0.756	10.57	0.93
03/05/2011 03:00	0.688	10.59	0.93
03/05/2011 04:00	0.618	10.56	0.93
03/05/2011 05:00	0.56	10.59	0.93
03/05/2011 06:00	0.526	10.55	0.93
03/05/2011 07:00	0.543	10.59	0.93
03/05/2011 08:00	0.586	10.57	0.93
03/05/2011 09:00	0.63	10.57	0.93
03/05/2011 10:00	0.682	10.61	0.93
03/05/2011 11:00	0.736	10.58	0.93
03/05/2011 12:00	0.766	10.56	0.93

03/05/2011 13:00	0.778	10.57	0.93
03/05/2011 14:00	0.753	10.6	0.93
03/05/2011 15:00	0.691	10.59	0.93
03/05/2011 16:00	0.625	10.56	0.93
03/05/2011 17:00	0.563	10.6	0.93
03/05/2011 18:00	0.525	10.56	0.93
03/05/2011 19:00	0.54	10.56	0.93
03/05/2011 20:00	0.587	10.6	0.93
03/05/2011 21:00	0.637	10.55	0.93
03/05/2011 22:00	0.694	10.56	0.93
03/05/2011 23:00	0.748	10.6	0.93
04/05/2011 00:00	0.781	10.58	0.93
04/05/2011 01:00	0.799	10.6	0.93
04/05/2011 02:00	0.781	10.58	0.93
04/05/2011 03:00	0.722	10.57	0.93
04/05/2011 04:00	0.653	10.59	0.93
04/05/2011 05:00	0.59	10.59	0.93
04/05/2011 06:00	0.543	10.59	0.93
04/05/2011 07:00	0.529	10.55	0.93
04/05/2011 08:00	0.563	10.63	0.93
04/05/2011 09:00	0.604	10.6	0.93
04/05/2011 10:00	0.656	10.58	0.93
04/05/2011 11:00	0.71	10.59	0.93
04/05/2011 12:00	0.757	10.63	0.93
04/05/2011 13:00	0.777	10.59	0.93
04/05/2011 14:00	0.772	10.59	0.93
04/05/2011 15:00	0.721	10.59	0.93
04/05/2011 16:00	0.657	10.56	0.93
04/05/2011 17:00	0.59	10.59	0.93
04/05/2011 18:00	0.53	10.61	0.93
04/05/2011 19:00	0.512	10.56	0.93
04/05/2011 20:00	0.538	10.58	0.93
04/05/2011 21:00	0.581	10.6	0.93
04/05/2011 22:00	0.63	10.6	0.93
04/05/2011 23:00	0.688	10.59	0.93
05/05/2011 00:00	0.736	10.59	0.93
05/05/2011 01:00	0.764	10.59	0.93
05/05/2011 02:00	0.772	10.59	0.93
05/05/2011 03:00	0.726	10.58	0.93
05/05/2011 04:00	0.659	10.59	0.93
05/05/2011 05:00	0.6	10.61	0.93
05/05/2011 06:00	0.536	10.58	0.93
05/05/2011 07:00	0.499	10.58	0.93
05/05/2011 08:00	0.516	10.6	0.93
05/05/2011 09:00	0.549	10.59	0.93
05/05/2011 10:00	0.592	10.59	0.93
05/05/2011 11:00	0.651	10.6	0.93
05/05/2011 12:00	0.703	10.59	0.93
05/05/2011 13:00	0.739	10.6	0.93
05/05/2011 14:00	0.749	10.59	0.93
05/05/2011 15:00	0.722	10.6	0.93
05/05/2011 16:00	0.662	10.57	0.93
05/05/2011 17:00	0.596	10.54	0.93
05/05/2011 18:00	0.535	10.58	0.93
05/05/2011 19:00	0.491	10.6	0.93
05/05/2011 20:00	0.489	10.59	0.93
05/05/2011 21:00	0.52	10.6	0.93
05/05/2011 22:00	0.566	10.6	0.93
05/05/2011 23:00	0.616	10.59	0.93

06/05/2011 00:00	0.672	10.6	0.93
06/05/2011 01:00	0.719	10.6	0.93
06/05/2011 02:00	0.744	10.59	0.93
06/05/2011 03:00	0.733	10.59	0.93
06/05/2011 04:00	0.679	10.54	0.93
06/05/2011 05:00	0.614	10.56	0.93
06/05/2011 06:00	0.557	10.59	0.93
06/05/2011 07:00	0.505	10.59	0.93
06/05/2011 08:00	0.492	10.6	0.93
06/05/2011 09:00	0.522	10.58	0.93
06/05/2011 10:00	0.564	10.62	0.93
06/05/2011 11:00	0.608	10.61	0.93
06/05/2011 12:00	0.665	10.62	0.93
06/05/2011 13:00	0.717	10.59	0.93
06/05/2011 14:00	0.736	10.59	0.93
06/05/2011 15:00	0.734	10.57	0.93
06/05/2011 16:00	0.687	10.58	0.93
06/05/2011 17:00	0.625	10.59	0.93
06/05/2011 18:00	0.561	10.59	0.93
06/05/2011 19:00	0.509	10.55	0.93
06/05/2011 20:00	0.478	10.58	0.93
06/05/2011 21:00	0.496	10.63	0.93
06/05/2011 22:00	0.534	10.59	0.93
06/05/2011 23:00	0.583	10.63	0.93
07/05/2011 00:00	0.638	10.58	0.93
07/05/2011 01:00	0.696	10.62	0.93
07/05/2011 02:00	0.736	10.58	0.93
07/05/2011 03:00	0.752	10.58	0.93
07/05/2011 04:00	0.722	10.59	0.93
07/05/2011 05:00	0.661	10.56	0.93
07/05/2011 06:00	0.602	10.58	0.93
07/05/2011 07:00	0.547	10.61	0.93
07/05/2011 08:00	0.513	10.57	0.93
07/05/2011 09:00	0.517	10.57	0.93
07/05/2011 10:00	0.558	10.6	0.93
07/05/2011 11:00	0.602	10.61	0.93
07/05/2011 12:00	0.66	10.58	0.93
07/05/2011 13:00	0.713	10.6	0.93
07/05/2011 14:00	0.741	10.6	0.93
07/05/2011 15:00	0.754	10.59	0.93
07/05/2011 16:00	0.734	10.59	0.93
07/05/2011 17:00	0.68	10.57	0.93
07/05/2011 18:00	0.617	10.59	0.93
07/05/2011 19:00	0.556	10.61	0.93
07/05/2011 20:00	0.499	10.58	0.93
07/05/2011 21:00	0.487	10.57	0.93
07/05/2011 22:00	0.521	10.61	0.93
07/05/2011 23:00	0.556	10.6	0.93
08/05/2011 00:00	0.604	10.58	0.93
08/05/2011 01:00	0.666	10.63	0.93
08/05/2011 02:00	0.721	10.6	0.93
08/05/2011 03:00	0.755	10.58	0.93
08/05/2011 04:00	0.758	10.57	0.93
08/05/2011 05:00	0.708	10.61	0.93
08/05/2011 06:00	0.641	10.6	0.93
08/05/2011 07:00	0.585	10.59	0.93
08/05/2011 08:00	0.538	10.58	0.93
08/05/2011 09:00	0.512	10.56	0.93
08/05/2011 10:00	0.523	10.57	0.93

08/05/2011 11:00	0.548	10.58	0.93
08/05/2011 12:00	0.594	10.61	0.93
08/05/2011 13:00	0.635	10.58	0.93
08/05/2011 14:00	0.678	10.59	0.93
08/05/2011 15:00	0.699	10.61	0.93
08/05/2011 16:00	0.704	10.54	0.93
08/05/2011 17:00	0.663	10.57	0.93
08/05/2011 18:00	0.604	10.56	0.93
08/05/2011 19:00	0.554	10.57	0.93
08/05/2011 20:00	0.491	10.59	0.93
08/05/2011 21:00	0.454	10.57	0.93
08/05/2011 22:00	0.45	10.61	0.93
08/05/2011 23:00	0.473	10.59	0.93
09/05/2011 00:00	0.512	10.63	0.93
09/05/2011 01:00	0.571	10.59	0.93
09/05/2011 02:00	0.627	10.61	0.93
09/05/2011 03:00	0.676	10.58	0.93
09/05/2011 04:00	0.715	10.6	0.93
09/05/2011 05:00	0.704	10.58	0.93
09/05/2011 06:00	0.659	10.58	0.93
09/05/2011 07:00	0.606	10.6	0.93
09/05/2011 08:00	0.555	10.59	0.93
09/05/2011 09:00	0.52	10.58	0.93
09/05/2011 10:00	0.523	10.61	0.93
09/05/2011 11:00	0.552	10.61	0.93
09/05/2011 12:00	0.59	10.59	0.93
09/05/2011 13:00	0.639	10.59	0.94
09/05/2011 14:00	0.695	10.55	0.94
09/05/2011 15:00	0.726	10.53	0.94
09/05/2011 16:00	0.74	10.51	0.94
09/05/2011 17:00	0.733	10.53	0.94
09/05/2011 18:00	0.696	10.51	0.94
09/05/2011 19:00	0.644	10.52	0.94
09/05/2011 20:00	0.58	10.55	0.94
09/05/2011 21:00	0.527	10.54	0.94
09/05/2011 22:00	0.491	10.55	0.94
09/05/2011 23:00	0.49	10.54	0.94
10/05/2011 00:00	0.515	10.55	0.94
10/05/2011 01:00	0.559	10.58	0.94
10/05/2011 02:00	0.615	10.55	0.94
10/05/2011 03:00	0.669	10.58	0.94
10/05/2011 04:00	0.715	10.54	0.94
10/05/2011 05:00	0.747	10.53	0.94
10/05/2011 06:00	0.734	10.53	0.94
10/05/2011 07:00	0.688	10.54	0.94
10/05/2011 08:00	0.621	10.54	0.94
10/05/2011 09:00	0.572	10.55	0.94
10/05/2011 10:00	0.543	10.55	0.94
10/05/2011 11:00	0.543	10.56	0.94
10/05/2011 12:00	0.561	10.56	0.94
10/05/2011 13:00	0.592	10.54	0.94
10/05/2011 14:00	0.631	10.53	0.94
10/05/2011 15:00	0.673	10.56	0.94
10/05/2011 16:00	0.704	10.54	0.94
10/05/2011 17:00	0.718	10.54	0.94
10/05/2011 18:00	0.712	10.53	0.94
10/05/2011 19:00	0.67	10.54	0.94
10/05/2011 20:00	0.616	10.54	0.94
10/05/2011 21:00	0.557	10.55	0.94

10/05/2011 22:00	0.502	10.56	0.94
10/05/2011 23:00	0.47	10.54	0.94
11/05/2011 00:00	0.46	10.56	0.94
11/05/2011 01:00	0.484	10.55	0.94
11/05/2011 02:00	0.521	10.56	0.94
11/05/2011 03:00	0.576	10.56	0.94
11/05/2011 04:00	0.633	10.57	0.94
11/05/2011 05:00	0.688	10.54	0.94
11/05/2011 06:00	0.72	10.56	0.94
11/05/2011 07:00	0.709	10.53	0.94
11/05/2011 08:00	0.669	10.53	0.94
11/05/2011 09:00	0.625	10.54	0.94
11/05/2011 10:00	0.583	10.54	0.94
11/05/2011 11:00	0.555	10.54	0.94
11/05/2011 12:00	0.56	10.55	0.94
11/05/2011 13:00	0.582	10.54	0.94
11/05/2011 14:00	0.613	10.56	0.94
11/05/2011 15:00	0.654	10.55	0.94
11/05/2011 16:00	0.704	10.54	0.94
11/05/2011 17:00	0.74	10.54	0.94
11/05/2011 18:00	0.746	10.55	0.94
11/05/2011 19:00	0.743	10.54	0.94
11/05/2011 20:00	0.702	10.55	0.94
11/05/2011 21:00	0.647	10.54	0.94
11/05/2011 22:00	0.589	10.55	0.94
11/05/2011 23:00	0.536	10.56	0.94
12/05/2011 00:00	0.498	10.54	0.94
12/05/2011 01:00	0.482	10.57	0.94
12/05/2011 02:00	0.495	10.56	0.94
12/05/2011 03:00	0.536	10.55	0.94
12/05/2011 04:00	0.584	10.59	0.94
12/05/2011 05:00	0.642	10.57	0.94
12/05/2011 06:00	0.691	10.57	0.94
12/05/2011 07:00	0.723	10.56	0.94
12/05/2011 08:00	0.71	10.56	0.94
12/05/2011 09:00	0.677	10.55	0.94
12/05/2011 10:00	0.638	10.55	0.94
12/05/2011 11:00	0.594	10.58	0.94
12/05/2011 12:00	0.557	10.57	0.94
12/05/2011 13:00	0.536	10.57	0.94
12/05/2011 14:00	0.547	10.58	0.94
12/05/2011 15:00	0.576	10.58	0.94
12/05/2011 16:00	0.621	10.58	0.94
12/05/2011 17:00	0.664	10.56	0.94
12/05/2011 18:00	0.701	10.55	0.94
12/05/2011 19:00	0.728	10.55	0.94
12/05/2011 20:00	0.727	10.54	0.94
12/05/2011 21:00	0.695	10.56	0.94
12/05/2011 22:00	0.643	10.56	0.94
12/05/2011 23:00	0.586	10.52	0.94
13/05/2011 00:00	0.526	10.56	0.94
13/05/2011 01:00	0.481	10.53	0.94
13/05/2011 02:00	0.466	10.56	0.94
13/05/2011 03:00	0.482	10.56	0.94
13/05/2011 04:00	0.518	10.57	0.94
13/05/2011 05:00	0.571	10.55	0.94
13/05/2011 06:00	0.631	10.59	0.94
13/05/2011 07:00	0.679	10.58	0.94
13/05/2011 08:00	0.713	10.56	0.94

13/05/2011 09:00	0.723	10.57	0.94
13/05/2011 10:00	0.699	10.56	0.94
13/05/2011 11:00	0.659	10.56	0.94
13/05/2011 12:00	0.61	10.55	0.94
13/05/2011 13:00	0.563	10.55	0.94
13/05/2011 14:00	0.532	10.55	0.94
13/05/2011 15:00	0.533	10.57	0.94
13/05/2011 16:00	0.565	10.55	0.94
13/05/2011 17:00	0.605	10.57	0.94
13/05/2011 18:00	0.655	10.56	0.94
13/05/2011 19:00	0.699	10.57	0.94
13/05/2011 20:00	0.722	10.58	0.94
13/05/2011 21:00	0.731	10.57	0.94
13/05/2011 22:00	0.703	10.56	0.94
13/05/2011 23:00	0.647	10.57	0.94
14/05/2011 00:00	0.589	10.57	0.94
14/05/2011 01:00	0.524	10.56	0.94
14/05/2011 02:00	0.474	10.56	0.94
14/05/2011 03:00	0.46	10.55	0.94
14/05/2011 04:00	0.475	10.56	0.94
14/05/2011 05:00	0.519	10.59	0.94
14/05/2011 06:00	0.571	10.57	0.94
14/05/2011 07:00	0.623	10.56	0.94
14/05/2011 08:00	0.668	10.57	0.94
14/05/2011 09:00	0.708	10.58	0.94
14/05/2011 10:00	0.725	10.57	0.94
14/05/2011 11:00	0.696	10.55	0.94
14/05/2011 12:00	0.653	10.58	0.94
14/05/2011 13:00	0.602	10.56	0.94
14/05/2011 14:00	0.554	10.57	0.94
14/05/2011 15:00	0.523	10.55	0.94
14/05/2011 16:00	0.543	10.55	0.94
14/05/2011 17:00	0.58	10.61	0.94
14/05/2011 18:00	0.629	10.58	0.94
14/05/2011 19:00	0.678	10.56	0.94
14/05/2011 20:00	0.731	10.56	0.94
14/05/2011 21:00	0.755	10.58	0.94
14/05/2011 22:00	0.757	10.58	0.94
14/05/2011 23:00	0.732	10.58	0.94
15/05/2011 00:00	0.666	10.56	0.94
15/05/2011 01:00	0.6	10.58	0.94
15/05/2011 02:00	0.533	10.57	0.94
15/05/2011 03:00	0.477	10.58	0.94
15/05/2011 04:00	0.454	10.59	0.94
15/05/2011 05:00	0.486	10.59	0.94
15/05/2011 06:00	0.534	10.57	0.94
15/05/2011 07:00	0.584	10.56	0.94
15/05/2011 08:00	0.638	10.58	0.94
15/05/2011 09:00	0.694	10.58	0.94
15/05/2011 10:00	0.73	10.57	0.94
15/05/2011 11:00	0.746	10.56	0.94
15/05/2011 12:00	0.716	10.56	0.94
15/05/2011 13:00	0.656	10.57	0.94
15/05/2011 14:00	0.598	10.56	0.94
15/05/2011 15:00	0.537	10.57	0.94
15/05/2011 16:00	0.5	10.59	0.94
15/05/2011 17:00	0.521	10.56	0.94
15/05/2011 18:00	0.567	10.58	0.94
15/05/2011 19:00	0.62	10.59	0.94

15/05/2011 20:00	0.68	10.56	0.94
15/05/2011 21:00	0.727	10.58	0.94
15/05/2011 22:00	0.748	10.56	0.94
15/05/2011 23:00	0.749	10.56	0.94
16/05/2011 00:00	0.714	10.58	0.94
16/05/2011 01:00	0.649	10.55	0.94
16/05/2011 02:00	0.574	10.57	0.94
16/05/2011 03:00	0.501	10.56	0.94
16/05/2011 04:00	0.446	10.56	0.94
16/05/2011 05:00	0.43	10.57	0.94
16/05/2011 06:00	0.47	10.59	0.94
16/05/2011 07:00	0.518	10.57	0.94
16/05/2011 08:00	0.571	10.57	0.94
16/05/2011 09:00	0.637	10.58	0.94
16/05/2011 10:00	0.691	10.59	0.94
16/05/2011 11:00	0.72	10.57	0.94
16/05/2011 12:00	0.722	10.59	0.94
16/05/2011 13:00	0.674	10.58	0.94
16/05/2011 14:00	0.609	10.59	0.94
16/05/2011 15:00	0.544	10.56	0.94
16/05/2011 16:00	0.492	10.56	0.94
16/05/2011 17:00	0.466	10.56	0.94
16/05/2011 18:00	0.504	10.59	0.94
16/05/2011 19:00	0.561	10.59	0.94
16/05/2011 20:00	0.621	10.58	0.94
16/05/2011 21:00	0.686	10.58	0.94
16/05/2011 22:00	0.742	10.59	0.94
16/05/2011 23:00	0.766	10.57	0.94
17/05/2011 00:00	0.773	10.58	0.94
17/05/2011 01:00	0.739	10.57	0.94
17/05/2011 02:00	0.665	10.57	0.94
17/05/2011 03:00	0.589	10.57	0.94
17/05/2011 04:00	0.52	10.58	0.94
17/05/2011 05:00	0.467	10.56	0.94
17/05/2011 06:00	0.47	10.6	0.94
17/05/2011 07:00	0.516	10.6	0.94
17/05/2011 08:00	0.57	10.57	0.94
17/05/2011 09:00	0.628	10.59	0.95
17/05/2011 10:00	0.697	10.58	0.94
17/05/2011 11:00	0.744	10.58	0.94
17/05/2011 12:00	0.765	10.57	0.94
17/05/2011 13:00	0.759	10.59	0.95
17/05/2011 14:00	0.703	10.56	0.94
17/05/2011 15:00	0.63	10.6	0.95
17/05/2011 16:00	0.564	10.58	0.95
17/05/2011 17:00	0.502	10.58	0.95
17/05/2011 18:00	0.48	10.58	0.95
17/05/2011 19:00	0.517	10.6	0.95
17/05/2011 20:00	0.572	10.58	0.95
17/05/2011 21:00	0.632	10.6	0.95
17/05/2011 22:00	0.699	10.61	0.95
17/05/2011 23:00	0.751	10.6	0.95
18/05/2011 00:00	0.773	10.56	0.95
18/05/2011 01:00	0.776	10.59	0.95
18/05/2011 02:00	0.725	10.58	0.95
18/05/2011 03:00	0.652	10.55	0.95
18/05/2011 04:00	0.575	10.58	0.95
18/05/2011 05:00	0.503	10.6	0.95
18/05/2011 06:00	0.451	10.56	0.95

18/05/2011 07:00	0.467	10.6	0.95
18/05/2011 08:00	0.511	10.59	0.95
18/05/2011 09:00	0.562	10.59	0.95
18/05/2011 10:00	0.621	10.6	0.95
18/05/2011 11:00	0.687	10.56	0.95
18/05/2011 12:00	0.722	10.58	0.95
18/05/2011 13:00	0.733	10.59	0.95
18/05/2011 14:00	0.707	10.55	0.95
18/05/2011 15:00	0.644	10.59	0.95
18/05/2011 16:00	0.571	10.58	0.95
18/05/2011 17:00	0.502	10.58	0.95
18/05/2011 18:00	0.456	10.58	0.95
18/05/2011 19:00	0.459	10.59	0.95
18/05/2011 20:00	0.515	10.57	0.95
18/05/2011 21:00	0.573	10.59	0.95
18/05/2011 22:00	0.638	10.61	0.95
18/05/2011 23:00	0.716	10.58	0.95
19/05/2011 00:00	0.77	10.6	0.95
19/05/2011 01:00	0.795	10.59	0.95
19/05/2011 02:00	0.802	10.59	0.95
19/05/2011 03:00	0.744	10.59	0.95
19/05/2011 04:00	0.671	10.56	0.95
19/05/2011 05:00	0.598	10.59	0.95
19/05/2011 06:00	0.535	10.58	0.95
19/05/2011 07:00	0.496	10.58	0.95
19/05/2011 08:00	0.524	10.58	0.95
19/05/2011 09:00	0.578	10.55	0.95
19/05/2011 10:00	0.64	10.61	0.95
19/05/2011 11:00	0.707	10.58	0.95
19/05/2011 12:00	0.771	10.59	0.95
19/05/2011 13:00	0.796	10.59	0.95
19/05/2011 14:00	0.794	10.6	0.95
19/05/2011 15:00	0.756	10.59	0.95
19/05/2011 16:00	0.692	10.57	0.95
19/05/2011 17:00	0.612	10.58	0.95
19/05/2011 18:00	0.541	10.55	0.95
19/05/2011 19:00	0.499	10.6	0.95
19/05/2011 20:00	0.506	10.61	0.95
19/05/2011 21:00	0.555	10.57	0.95
19/05/2011 22:00	0.609	10.58	0.95
19/05/2011 23:00	0.668	10.6	0.95
20/05/2011 00:00	0.732	10.6	0.95
20/05/2011 01:00	0.772	10.58	0.95
20/05/2011 02:00	0.792	10.59	0.95
20/05/2011 03:00	0.776	10.6	0.95
20/05/2011 04:00	0.71	10.59	0.95
20/05/2011 05:00	0.64	10.57	0.95
20/05/2011 06:00	0.567	10.55	0.95
20/05/2011 07:00	0.502	10.58	0.95
20/05/2011 08:00	0.472	10.58	0.95
20/05/2011 09:00	0.501	10.6	0.95
20/05/2011 10:00	0.55	10.59	0.95
20/05/2011 11:00	0.601	10.59	0.95
20/05/2011 12:00	0.659	10.6	0.95
20/05/2011 13:00	0.714	10.59	0.95
20/05/2011 14:00	0.73	10.62	0.95
20/05/2011 15:00	0.73	10.61	0.95
20/05/2011 16:00	0.681	10.57	0.95
20/05/2011 17:00	0.615	10.57	0.95

20/05/2011 18:00	0.544	10.55	0.95
20/05/2011 19:00	0.482	10.61	0.95
20/05/2011 20:00	0.451	10.59	0.95
20/05/2011 21:00	0.471	10.62	0.95
20/05/2011 22:00	0.523	10.57	0.95
20/05/2011 23:00	0.578	10.61	0.95
21/05/2011 00:00	0.645	10.61	0.95
21/05/2011 01:00	0.709	10.6	0.95
21/05/2011 02:00	0.754	10.61	0.95
21/05/2011 03:00	0.782	10.62	0.95
21/05/2011 04:00	0.76	10.58	0.95
21/05/2011 05:00	0.702	10.6	0.95
21/05/2011 06:00	0.635	10.61	0.95
21/05/2011 07:00	0.568	10.58	0.95
21/05/2011 08:00	0.516	10.59	0.95
21/05/2011 09:00	0.514	10.58	0.95
21/05/2011 10:00	0.561	10.62	0.95
21/05/2011 11:00	0.606	10.58	0.95
21/05/2011 12:00	0.66	10.57	0.95
21/05/2011 13:00	0.714	10.59	0.95
21/05/2011 14:00	0.743	10.6	0.95
21/05/2011 15:00	0.75	10.61	0.95
21/05/2011 16:00	0.734	10.6	0.95
21/05/2011 17:00	0.676	10.59	0.95
21/05/2011 18:00	0.607	10.58	0.95
21/05/2011 19:00	0.543	10.58	0.95
21/05/2011 20:00	0.487	10.6	0.95
21/05/2011 21:00	0.463	10.63	0.95
21/05/2011 22:00	0.478	10.59	0.95
21/05/2011 23:00	0.517	10.58	0.95
22/05/2011 00:00	0.566	10.62	0.95
22/05/2011 01:00	0.62	10.58	0.95
22/05/2011 02:00	0.681	10.59	0.95
22/05/2011 03:00	0.718	10.61	0.95
22/05/2011 04:00	0.734	10.6	0.95
22/05/2011 05:00	0.696	10.6	0.95
22/05/2011 06:00	0.636	10.59	0.95
22/05/2011 07:00	0.574	10.62	0.96
22/05/2011 08:00	0.519	10.6	0.95
22/05/2011 09:00	0.481	10.58	0.95
22/05/2011 10:00	0.487	10.63	0.96
22/05/2011 11:00	0.525	10.59	0.95
22/05/2011 12:00	0.573	10.63	0.96
22/05/2011 13:00	0.626	10.58	0.95
22/05/2011 14:00	0.675	10.59	0.95
22/05/2011 15:00	0.704	10.59	0.95
22/05/2011 16:00	0.708	10.63	0.96
22/05/2011 17:00	0.676	10.59	0.95
22/05/2011 18:00	0.614	10.61	0.96
22/05/2011 19:00	0.563	10.59	0.95
22/05/2011 20:00	0.504	10.62	0.96
22/05/2011 21:00	0.467	10.63	0.96
22/05/2011 22:00	0.455	10.6	0.96
22/05/2011 23:00	0.479	10.58	0.95
23/05/2011 00:00	0.523	10.64	0.96
23/05/2011 01:00	0.578	10.61	0.96
23/05/2011 02:00	0.643	10.64	0.96
23/05/2011 03:00	0.705	10.61	0.96
23/05/2011 04:00	0.742	10.6	0.96

23/05/2011 05:00	0.753	10.62	0.96
23/05/2011 06:00	0.714	10.62	0.96
23/05/2011 07:00	0.664	10.61	0.96
23/05/2011 08:00	0.6	10.59	0.96
23/05/2011 09:00	0.56	10.6	0.96
23/05/2011 10:00	0.537	10.6	0.96
23/05/2011 11:00	0.548	10.58	0.96
23/05/2011 12:00	0.58	10.64	0.96
23/05/2011 13:00	0.616	10.6	0.96
23/05/2011 14:00	0.649	10.62	0.96
23/05/2011 15:00	0.667	10.63	0.96
23/05/2011 16:00	0.674	10.62	0.96
23/05/2011 17:00	0.651	10.61	0.96
23/05/2011 18:00	0.603	10.6	0.96
23/05/2011 19:00	0.54	10.6	0.96
23/05/2011 20:00	0.485	10.61	0.96
23/05/2011 21:00	0.429	10.59	0.96
23/05/2011 22:00	0.387	10.61	0.96
23/05/2011 23:00	0.367	10.61	0.96
24/05/2011 00:00	0.37	10.64	0.96
24/05/2011 01:00	0.4	10.66	0.96
24/05/2011 02:00	0.44	10.61	0.96
24/05/2011 03:00	0.493	10.66	0.96
24/05/2011 04:00	0.553	10.62	0.96
24/05/2011 05:00	0.605	10.62	0.96
24/05/2011 06:00	0.626	10.61	0.96
24/05/2011 07:00	0.607	10.63	0.96
24/05/2011 08:00	0.578	10.61	0.96
24/05/2011 09:00	0.563	10.59	0.96
24/05/2011 10:00	0.565	10.62	0.96
24/05/2011 11:00	0.593	10.61	0.96
24/05/2011 12:00	0.642	10.63	0.96
24/05/2011 13:00	0.683	10.61	0.96
24/05/2011 14:00	0.732	10.61	0.96
24/05/2011 15:00	0.781	10.6	0.96
24/05/2011 16:00	0.811	10.63	0.96
24/05/2011 17:00	0.821	10.63	0.96
24/05/2011 18:00	0.806	10.62	0.96
24/05/2011 19:00	0.779	10.59	0.96
24/05/2011 20:00	0.72	10.62	0.96
24/05/2011 21:00	0.655	10.6	0.96
24/05/2011 22:00	0.59	10.62	0.96
24/05/2011 23:00	0.542	10.6	0.96
25/05/2011 00:00	0.514	10.59	0.96
25/05/2011 01:00	0.517	10.57	0.96
25/05/2011 02:00	0.542	10.61	0.96
25/05/2011 03:00	0.585	10.62	0.96
25/05/2011 04:00	0.631	10.61	0.96
25/05/2011 05:00	0.677	10.62	0.96
25/05/2011 06:00	0.71	10.62	0.96
25/05/2011 07:00	0.707	10.62	0.96
25/05/2011 08:00	0.672	10.6	0.96
25/05/2011 09:00	0.628	10.62	0.96
25/05/2011 10:00	0.586	10.59	0.96
25/05/2011 11:00	0.551	10.61	0.96
25/05/2011 12:00	0.537	10.62	0.96
25/05/2011 13:00	0.543	10.63	0.96
25/05/2011 14:00	0.57	10.64	0.96
25/05/2011 15:00	0.605	10.61	0.96

25/05/2011 16:00	0.648	10.62	0.96
25/05/2011 17:00	0.677	10.6	0.96
25/05/2011 18:00	0.693	10.6	0.96
25/05/2011 19:00	0.694	10.6	0.96
25/05/2011 20:00	0.66	10.63	0.96
25/05/2011 21:00	0.605	10.62	0.96
25/05/2011 22:00	0.547	10.6	0.96
25/05/2011 23:00	0.496	10.6	0.96
26/05/2011 00:00	0.457	10.59	0.96
26/05/2011 01:00	0.442	10.59	0.96
26/05/2011 02:00	0.447	10.63	0.96
26/05/2011 03:00	0.477	10.63	0.96
26/05/2011 04:00	0.523	10.61	0.96
26/05/2011 05:00	0.574	10.61	0.96
26/05/2011 06:00	0.63	10.61	0.96
26/05/2011 07:00	0.676	10.66	0.96
26/05/2011 08:00	0.689	10.63	0.96
26/05/2011 09:00	0.656	10.62	0.96
26/05/2011 10:00	0.623	10.61	0.96
26/05/2011 11:00	0.589	10.63	0.96
26/05/2011 12:00	0.56	10.63	0.96
26/05/2011 13:00	0.553	10.61	0.96
26/05/2011 14:00	0.569	10.63	0.96
26/05/2011 15:00	0.591	10.61	0.96
26/05/2011 16:00	0.641	10.62	0.96
26/05/2011 17:00	0.642	10.71	1.01
26/05/2011 18:00	0.674	10.7	1.01
26/05/2011 19:00	0.699	10.69	1.02
26/05/2011 20:00	0.701	10.64	1.01
26/05/2011 21:00	0.666	10.61	1
26/05/2011 22:00	0.618	10.49	0.98
26/05/2011 23:00	0.573	10.47	0.97
27/05/2011 00:00	0.521	10.46	0.97
27/05/2011 01:00	0.492	10.47	0.97
27/05/2011 02:00	0.475	10.46	0.97
27/05/2011 03:00	0.496	10.44	0.97
27/05/2011 04:00	0.537	10.48	0.97
27/05/2011 05:00	0.588	10.45	0.97
27/05/2011 06:00	0.633	10.45	0.97
27/05/2011 07:00	0.675	10.46	0.97
27/05/2011 08:00	0.709	10.47	0.97
27/05/2011 09:00	0.716	10.46	0.97
27/05/2011 10:00	0.692	10.45	0.97
27/05/2011 11:00	0.66	10.45	0.97
27/05/2011 12:00	0.616	10.44	0.97
27/05/2011 13:00	0.574	10.45	0.97
27/05/2011 14:00	0.543	10.44	0.97
27/05/2011 15:00	0.535	10.43	0.97
27/05/2011 16:00	0.558	10.46	0.97
27/05/2011 17:00	0.591	10.46	0.97
27/05/2011 18:00	0.625	10.43	0.97
27/05/2011 19:00	0.652	10.44	0.97
27/05/2011 20:00	0.673	10.46	0.97
27/05/2011 21:00	0.666	10.46	0.97
27/05/2011 22:00	0.636	10.45	0.97
27/05/2011 23:00	0.587	10.45	0.97
28/05/2011 00:00	0.531	10.45	0.97
28/05/2011 01:00	0.478	10.44	0.97
28/05/2011 02:00	0.436	10.45	0.97

28/05/2011 03:00	0.421	10.46	0.97
28/05/2011 04:00	0.417	10.43	0.97
28/05/2011 05:00	0.445	10.45	0.97
28/05/2011 06:00	0.486	10.43	0.97
28/05/2011 07:00	0.529	10.46	0.97
28/05/2011 08:00	0.575	10.46	0.98
28/05/2011 09:00	0.612	10.5	0.98
28/05/2011 10:00	0.612	10.47	0.98
28/05/2011 11:00	0.584	10.44	0.97
28/05/2011 12:00	0.546	10.46	0.98
28/05/2011 13:00	0.509	10.46	0.98
28/05/2011 14:00	0.48	10.44	0.98
28/05/2011 15:00	0.472	10.45	0.98
28/05/2011 16:00	0.493	10.45	0.98
28/05/2011 17:00	0.522	10.44	0.98
28/05/2011 18:00	0.563	10.46	0.98
28/05/2011 19:00	0.62	10.44	0.98
28/05/2011 20:00	0.666	10.46	0.98
28/05/2011 21:00	0.698	10.44	0.98
28/05/2011 22:00	0.706	10.44	0.98
28/05/2011 23:00	0.679	10.45	0.98
29/05/2011 00:00	0.63	10.45	0.98
29/05/2011 01:00	0.585	10.45	0.98
29/05/2011 02:00	0.536	10.48	0.98
29/05/2011 03:00	0.495	10.48	0.98
29/05/2011 04:00	0.485	10.5	0.98
29/05/2011 05:00	0.501	10.46	0.98
29/05/2011 06:00	0.532	10.49	0.98
29/05/2011 07:00	0.574	10.46	0.98
29/05/2011 08:00	0.617	10.46	0.98
29/05/2011 09:00	0.659	10.45	0.98
29/05/2011 10:00	0.685	10.46	0.98
29/05/2011 11:00	0.679	10.48	0.98
29/05/2011 12:00	0.645	10.46	0.98
29/05/2011 13:00	0.591	10.44	0.98
29/05/2011 14:00	0.546	10.46	0.98
29/05/2011 15:00	0.497	10.46	0.98
29/05/2011 16:00	0.483	10.45	0.98
29/05/2011 17:00	0.491	10.48	0.98
29/05/2011 18:00	0.517	10.48	0.98
29/05/2011 19:00	0.562	10.5	0.98
29/05/2011 20:00	0.61	10.46	0.98
29/05/2011 21:00	0.651	10.48	0.98
29/05/2011 22:00	0.675	10.47	0.98
29/05/2011 23:00	0.677	10.47	0.98
30/05/2011 00:00	0.636	10.46	0.98
30/05/2011 01:00	0.584	10.45	0.98
30/05/2011 02:00	0.534	10.47	0.98
30/05/2011 03:00	0.491	10.48	0.98
30/05/2011 04:00	0.468	10.48	0.98
30/05/2011 05:00	0.465	10.46	0.98
30/05/2011 06:00	0.5	10.48	0.98
30/05/2011 07:00	0.54	10.48	0.98
30/05/2011 08:00	0.594	10.5	0.98
30/05/2011 09:00	0.645	10.5	0.98
30/05/2011 10:00	0.689	10.47	0.98
30/05/2011 11:00	0.707	10.5	0.98
30/05/2011 12:00	0.7	10.47	0.98
30/05/2011 13:00	0.649	10.45	0.98

30/05/2011 14:00	0.596	10.44	0.98
30/05/2011 15:00	0.546	10.49	0.98
30/05/2011 16:00	0.505	10.44	0.98
30/05/2011 17:00	0.503	10.46	0.98
30/05/2011 18:00	0.526	10.5	0.98
30/05/2011 19:00	0.562	10.49	0.98
30/05/2011 20:00	0.612	10.46	0.98
30/05/2011 21:00	0.664	10.47	0.98
30/05/2011 22:00	0.704	10.45	0.98
30/05/2011 23:00	0.727	10.45	0.98
31/05/2011 00:00	0.716	10.46	0.98
31/05/2011 01:00	0.669	10.47	0.98
31/05/2011 02:00	0.609	10.5	0.98
31/05/2011 03:00	0.552	10.48	0.98
31/05/2011 04:00	0.501	10.46	0.98
31/05/2011 05:00	0.475	10.5	0.98
31/05/2011 06:00	0.49	10.48	0.98
31/05/2011 07:00	0.523	10.5	0.98
31/05/2011 08:00	0.564	10.52	0.98
31/05/2011 09:00	0.619	10.5	0.98
31/05/2011 10:00	0.667	10.52	0.98
31/05/2011 11:00	0.7	10.52	0.98
31/05/2011 12:00	0.708	10.5	0.98
31/05/2011 13:00	0.685	10.5	0.98
31/05/2011 14:00	0.638	10.49	0.98
31/05/2011 15:00	0.587	10.51	0.98
31/05/2011 16:00	0.535	10.54	0.98
31/05/2011 17:00	0.492	10.51	0.98
31/05/2011 18:00	0.503	10.52	0.98
31/05/2011 19:00	0.53	10.54	0.99
31/05/2011 20:00	0.572	10.54	0.98
31/05/2011 21:00	0.618	10.52	0.98
31/05/2011 22:00	0.664	10.49	0.98
31/05/2011 23:00	0.688	10.49	0.98
01/06/2011 00:00	0.703	10.48	0.98
01/06/2011 01:00	0.674	10.5	0.98
01/06/2011 02:00	0.614	10.47	0.98
01/06/2011 03:00	0.552	10.5	0.98
01/06/2011 04:00	0.497	10.48	0.98
01/06/2011 05:00	0.447	10.52	0.98
01/06/2011 06:00	0.434	10.55	0.99
01/06/2011 07:00	0.452	10.53	0.99
01/06/2011 08:00	0.487	10.55	0.99
01/06/2011 09:00	0.534	10.5	0.98
01/06/2011 10:00	0.59	10.53	0.99
01/06/2011 11:00	0.635	10.52	0.99
01/06/2011 12:00	0.663	10.52	0.99
01/06/2011 13:00	0.654	10.54	0.99
01/06/2011 14:00	0.605	10.48	0.98
01/06/2011 15:00	0.539	10.52	0.99
01/06/2011 16:00	0.479	10.54	0.99
01/06/2011 17:00	0.421	10.55	0.99
01/06/2011 18:00	0.395	10.56	0.99
01/06/2011 19:00	0.419	10.58	0.99
01/06/2011 20:00	0.464	10.56	0.99
01/06/2011 21:00	0.512	10.54	0.99
01/06/2011 22:00	0.567	10.5	0.99
01/06/2011 23:00	0.624	10.54	0.99
02/06/2011 00:00	0.662	10.55	0.99

02/06/2011 01:00	0.679	10.52	0.99
02/06/2011 02:00	0.647	10.51	0.99
02/06/2011 03:00	0.585	10.51	0.99
02/06/2011 04:00	0.533	10.54	0.99
02/06/2011 05:00	0.482	10.51	0.99
02/06/2011 06:00	0.451	10.55	0.99
02/06/2011 07:00	0.467	10.56	0.99
02/06/2011 08:00	0.499	10.57	0.99
02/06/2011 09:00	0.547	10.56	0.99
02/06/2011 10:00	0.606	10.55	0.99
02/06/2011 11:00	0.658	10.53	0.99
02/06/2011 12:00	0.689	10.52	0.99
02/06/2011 13:00	0.696	10.52	0.99
02/06/2011 14:00	0.669	10.52	0.99
02/06/2011 15:00	0.609	10.53	0.99
02/06/2011 16:00	0.541	10.51	0.99
02/06/2011 17:00	0.475	10.52	0.99
02/06/2011 18:00	0.431	10.54	0.99
02/06/2011 19:00	0.425	10.55	0.99
02/06/2011 20:00	0.459	10.53	0.99
02/06/2011 21:00	0.506	10.52	0.99
02/06/2011 22:00	0.561	10.55	0.99
02/06/2011 23:00	0.62	10.57	0.99
03/06/2011 00:00	0.662	10.51	0.99
03/06/2011 01:00	0.692	10.55	0.99
03/06/2011 02:00	0.684	10.53	0.99
03/06/2011 03:00	0.634	10.52	0.99
03/06/2011 04:00	0.574	10.48	0.99
03/06/2011 05:00	0.512	10.53	0.99
03/06/2011 06:00	0.459	10.57	0.99
03/06/2011 07:00	0.439	10.55	0.99
03/06/2011 08:00	0.471	10.53	0.99
03/06/2011 09:00	0.518	10.53	0.99
03/06/2011 10:00	0.562	10.53	0.99
03/06/2011 11:00	0.619	10.55	0.99
03/06/2011 12:00	0.659	10.53	0.99
03/06/2011 13:00	0.673	10.51	0.99
03/06/2011 14:00	0.673	10.53	0.99
03/06/2011 15:00	0.634	10.54	0.99
03/06/2011 16:00	0.57	10.53	0.99
03/06/2011 17:00	0.503	10.58	0.99
03/06/2011 18:00	0.444	10.6	0.99
03/06/2011 19:00	0.407	10.55	0.99
03/06/2011 20:00	0.421	10.53	0.99
03/06/2011 21:00	0.463	10.56	0.99
03/06/2011 22:00	0.513	10.56	0.99
03/06/2011 23:00	0.568	10.55	0.99
04/06/2011 00:00	0.621	10.54	0.99
04/06/2011 01:00	0.666	10.52	0.99
04/06/2011 02:00	0.689	10.54	0.99
04/06/2011 03:00	0.668	10.54	0.99
04/06/2011 04:00	0.614	10.55	0.99
04/06/2011 05:00	0.553	10.51	0.99
04/06/2011 06:00	0.495	10.57	0.99
04/06/2011 07:00	0.452	10.57	0.99
04/06/2011 08:00	0.465	10.58	0.99
04/06/2011 09:00	0.51	10.56	0.99
04/06/2011 10:00	0.559	10.55	0.99
04/06/2011 11:00	0.617	10.55	0.99

04/06/2011 12:00	0.68	10.55	0.99
04/06/2011 13:00	0.719	10.55	0.99
04/06/2011 14:00	0.735	10.55	0.99
04/06/2011 15:00	0.73	10.54	0.99
04/06/2011 16:00	0.68	10.5	0.99
04/06/2011 17:00	0.612	10.53	0.99
04/06/2011 18:00	0.547	10.51	0.99
04/06/2011 19:00	0.493	10.55	0.99
04/06/2011 20:00	0.466	10.53	0.99
04/06/2011 21:00	0.493	10.57	0.99
04/06/2011 22:00	0.538	10.58	0.99
04/06/2011 23:00	0.591	10.58	0.99
05/06/2011 00:00	0.649	10.56	0.99
05/06/2011 01:00	0.698	10.54	0.99
05/06/2011 02:00	0.728	10.54	0.99
05/06/2011 03:00	0.746	10.54	0.99
05/06/2011 04:00	0.705	10.55	0.99
05/06/2011 05:00	0.648	10.53	0.99
05/06/2011 06:00	0.582	10.53	0.99
05/06/2011 07:00	0.524	10.56	0.99
05/06/2011 08:00	0.494	10.57	0.99
05/06/2011 09:00	0.516	10.56	0.99
05/06/2011 10:00	0.567	10.57	0.99
05/06/2011 11:00	0.614	10.57	0.99
05/06/2011 12:00	0.67	10.58	0.99
05/06/2011 13:00	0.715	10.56	0.99
05/06/2011 14:00	0.74	10.53	0.99
05/06/2011 15:00	0.739	10.52	0.99
05/06/2011 16:00	0.717	10.55	0.99
05/06/2011 17:00	0.654	10.51	0.99
05/06/2011 18:00	0.584	10.55	0.99
05/06/2011 19:00	0.519	10.57	0.99
05/06/2011 20:00	0.471	10.55	0.99
05/06/2011 21:00	0.467	10.56	0.99
05/06/2011 22:00	0.503	10.58	0.99
05/06/2011 23:00	0.546	10.59	0.99
06/06/2011 00:00	0.602	10.58	0.99
06/06/2011 01:00	0.663	10.56	0.99
06/06/2011 02:00	0.711	10.55	0.99
06/06/2011 03:00	0.748	10.56	0.99
06/06/2011 04:00	0.739	10.54	0.99
06/06/2011 05:00	0.695	10.54	0.99
06/06/2011 06:00	0.633	10.55	0.99
06/06/2011 07:00	0.574	10.54	0.99
06/06/2011 08:00	0.523	10.56	0.99
06/06/2011 09:00	0.516	10.59	0.99
06/06/2011 10:00	0.546	10.55	0.99
06/06/2011 11:00	0.595	10.56	0.99
06/06/2011 12:00	0.644	10.57	0.99
06/06/2011 13:00	0.696	10.57	0.99
06/06/2011 14:00	0.743	10.57	0.99
06/06/2011 15:00	0.756	10.57	0.99
06/06/2011 16:00	0.751	10.57	0.99
06/06/2011 17:00	0.699	10.56	0.99
06/06/2011 18:00	0.63	10.53	0.99
06/06/2011 19:00	0.568	10.58	0.99
06/06/2011 20:00	0.51	10.54	0.99
06/06/2011 21:00	0.471	10.56	0.99
06/06/2011 22:00	0.474	10.59	0.99

06/06/2011 23:00	0.503	10.57	0.99
07/06/2011 00:00	0.554	10.58	0.99
07/06/2011 01:00	0.616	10.59	1
07/06/2011 02:00	0.676	10.57	0.99
07/06/2011 03:00	0.726	10.57	0.99
07/06/2011 04:00	0.755	10.57	0.99
07/06/2011 05:00	0.734	10.55	0.99
07/06/2011 06:00	0.681	10.55	0.99
07/06/2011 07:00	0.624	10.55	0.99
07/06/2011 08:00	0.571	10.55	0.99
07/06/2011 09:00	0.521	10.58	1
07/06/2011 10:00	0.522	10.59	1
07/06/2011 11:00	0.547	10.58	1
07/06/2011 12:00	0.592	10.57	1
07/06/2011 13:00	0.639	10.56	1
07/06/2011 14:00	0.691	10.57	1
07/06/2011 15:00	0.724	10.57	1
07/06/2011 16:00	0.738	10.53	0.99
07/06/2011 17:00	0.72	10.59	1
07/06/2011 18:00	0.668	10.54	0.99
07/06/2011 19:00	0.606	10.56	1
07/06/2011 20:00	0.544	10.57	1
07/06/2011 21:00	0.484	10.59	1
07/06/2011 22:00	0.452	10.58	1
07/06/2011 23:00	0.453	10.58	1
08/06/2011 00:00	0.489	10.58	1
08/06/2011 01:00	0.535	10.57	1
08/06/2011 02:00	0.592	10.56	1
08/06/2011 03:00	0.649	10.58	1
08/06/2011 04:00	0.704	10.57	1
08/06/2011 05:00	0.728	10.58	1
08/06/2011 06:00	0.696	10.57	1
08/06/2011 07:00	0.633	10.55	1
08/06/2011 08:00	0.573	10.55	1
08/06/2011 09:00	0.524	10.59	1
08/06/2011 10:00	0.492	10.58	1
08/06/2011 11:00	0.499	10.62	1
08/06/2011 12:00	0.531	10.57	1
08/06/2011 13:00	0.584	10.58	1
08/06/2011 14:00	0.629	10.59	1
08/06/2011 15:00	0.675	10.58	1
08/06/2011 16:00	0.702	10.58	1
08/06/2011 17:00	0.713	10.54	1
08/06/2011 18:00	0.685	10.56	1
08/06/2011 19:00	0.628	10.57	1
08/06/2011 20:00	0.566	10.57	1
08/06/2011 21:00	0.502	10.58	1
08/06/2011 22:00	0.447	10.58	1
08/06/2011 23:00	0.418	10.57	1
09/06/2011 00:00	0.424	10.59	1
09/06/2011 01:00	0.453	10.57	1
09/06/2011 02:00	0.502	10.58	1
09/06/2011 03:00	0.566	10.6	1
09/06/2011 04:00	0.623	10.6	1
09/06/2011 05:00	0.682	10.57	1
09/06/2011 06:00	0.695	10.57	1
09/06/2011 07:00	0.662	10.57	1
09/06/2011 08:00	0.608	10.57	1
09/06/2011 09:00	0.56	10.57	1

09/06/2011 10:00	0.517	10.59	1
09/06/2011 11:00	0.486	10.58	1
09/06/2011 12:00	0.492	10.57	1
09/06/2011 13:00	0.526	10.6	1
09/06/2011 14:00	0.565	10.58	1
09/06/2011 15:00	0.62	10.58	1
09/06/2011 16:00	0.665	10.58	1
09/06/2011 17:00	0.697	10.57	1
09/06/2011 18:00	0.701	10.59	1
09/06/2011 19:00	0.681	10.56	1
09/06/2011 20:00	0.626	10.55	1
09/06/2011 21:00	0.563	10.58	1
09/06/2011 22:00	0.501	10.6	1
09/06/2011 23:00	0.45	10.6	1
10/06/2011 00:00	0.424	10.58	1
10/06/2011 01:00	0.425	10.56	1
10/06/2011 02:00	0.455	10.6	1
10/06/2011 03:00	0.509	10.57	1
10/06/2011 04:00	0.565	10.61	1
10/06/2011 05:00	0.623	10.58	1
10/06/2011 06:00	0.677	10.56	1
10/06/2011 07:00	0.694	10.57	1
10/06/2011 08:00	0.662	10.59	1
10/06/2011 09:00	0.623	10.56	1
10/06/2011 10:00	0.578	10.59	1
10/06/2011 11:00	0.536	10.57	1
10/06/2011 12:00	0.506	10.57	1
10/06/2011 13:00	0.503	10.59	1
10/06/2011 14:00	0.529	10.58	1
10/06/2011 15:00	0.564	10.62	1
10/06/2011 16:00	0.609	10.63	1
10/06/2011 17:00	0.66	10.62	1
10/06/2011 18:00	0.694	10.61	1
10/06/2011 19:00	0.701	10.57	1
10/06/2011 20:00	0.685	10.57	1
10/06/2011 21:00	0.638	10.57	1
10/06/2011 22:00	0.58	10.58	1
10/06/2011 23:00	0.519	10.57	1
11/06/2011 00:00	0.467	10.62	1
11/06/2011 01:00	0.433	10.57	1
11/06/2011 02:00	0.433	10.62	1
11/06/2011 03:00	0.464	10.61	1
11/06/2011 04:00	0.509	10.6	1
11/06/2011 05:00	0.561	10.6	1
11/06/2011 06:00	0.616	10.61	1
11/06/2011 07:00	0.668	10.59	1
11/06/2011 08:00	0.695	10.6	1
11/06/2011 09:00	0.683	10.59	1
11/06/2011 10:00	0.635	10.57	1
11/06/2011 11:00	0.582	10.57	1
11/06/2011 12:00	0.533	10.59	1
11/06/2011 13:00	0.501	10.61	1
11/06/2011 14:00	0.492	10.6	1
11/06/2011 15:00	0.516	10.57	1
11/06/2011 16:00	0.551	10.59	1
11/06/2011 17:00	0.599	10.58	1
11/06/2011 18:00	0.654	10.57	1
11/06/2011 19:00	0.696	10.59	1
11/06/2011 20:00	0.705	10.58	1

11/06/2011 21:00	0.697	10.58	1
11/06/2011 22:00	0.65	10.56	1
11/06/2011 23:00	0.589	10.56	1
12/06/2011 00:00	0.526	10.58	1
12/06/2011 01:00	0.473	10.57	1
12/06/2011 02:00	0.436	10.57	1
12/06/2011 03:00	0.432	10.59	1
12/06/2011 04:00	0.465	10.59	1
12/06/2011 05:00	0.51	10.59	1
12/06/2011 06:00	0.562	10.58	1
12/06/2011 07:00	0.61	10.57	1
12/06/2011 08:00	0.652	10.57	1
12/06/2011 09:00	0.675	10.56	1
12/06/2011 10:00	0.666	10.54	1
12/06/2011 11:00	0.623	10.54	1
12/06/2011 12:00	0.574	10.56	1
12/06/2011 13:00	0.529	10.55	1
12/06/2011 14:00	0.487	10.6	1
12/06/2011 15:00	0.475	10.56	1
12/06/2011 16:00	0.5	10.57	1
12/06/2011 17:00	0.542	10.59	1
12/06/2011 18:00	0.592	10.58	1
12/06/2011 19:00	0.649	10.55	1
12/06/2011 20:00	0.69	10.56	1
12/06/2011 21:00	0.708	10.57	1
12/06/2011 22:00	0.7	10.55	1
12/06/2011 23:00	0.656	10.55	1
13/06/2011 00:00	0.587	10.57	1
13/06/2011 01:00	0.529	10.56	1
13/06/2011 02:00	0.464	10.58	1
13/06/2011 03:00	0.425	10.58	1
13/06/2011 04:00	0.414	10.58	1
13/06/2011 05:00	0.439	10.58	1
13/06/2011 06:00	0.478	10.58	1
13/06/2011 07:00	0.535	10.59	1
13/06/2011 08:00	0.596	10.59	1
13/06/2011 09:00	0.652	10.57	1
13/06/2011 10:00	0.682	10.56	1
13/06/2011 11:00	0.663	10.56	1
13/06/2011 12:00	0.611	10.57	1
13/06/2011 13:00	0.557	10.56	1
13/06/2011 14:00	0.501	10.57	1
13/06/2011 15:00	0.456	10.57	1
13/06/2011 16:00	0.44	10.57	1
13/06/2011 17:00	0.469	10.61	1
13/06/2011 18:00	0.508	10.58	1
13/06/2011 19:00	0.575	10.6	1
13/06/2011 20:00	0.643	10.59	1
13/06/2011 21:00	0.697	10.58	1
13/06/2011 22:00	0.723	10.56	1
13/06/2011 23:00	0.724	10.57	1
14/06/2011 00:00	0.68	10.58	1
14/06/2011 01:00	0.618	10.55	1
14/06/2011 02:00	0.56	10.57	1
14/06/2011 03:00	0.498	10.56	1
14/06/2011 04:00	0.461	10.58	1
14/06/2011 05:00	0.465	10.58	1
14/06/2011 06:00	0.505	10.59	1
14/06/2011 07:00	0.548	10.6	1

14/06/2011 08:00	0.599	10.59	1
14/06/2011 09:00	0.653	10.58	1
14/06/2011 10:00	0.697	10.58	1
14/06/2011 11:00	0.713	10.55	1
14/06/2011 12:00	0.699	10.57	1
14/06/2011 13:00	0.649	10.56	1
14/06/2011 14:00	0.582	10.58	1
14/06/2011 15:00	0.52	10.56	1
14/06/2011 16:00	0.473	10.56	1
14/06/2011 17:00	0.454	10.59	1
14/06/2011 18:00	0.482	10.58	1
14/06/2011 19:00	0.535	10.58	1
14/06/2011 20:00	0.599	10.59	1
14/06/2011 21:00	0.656	10.59	1
14/06/2011 22:00	0.704	10.58	1
14/06/2011 23:00	0.73	10.59	1
15/06/2011 00:00	0.729	10.58	1
15/06/2011 01:00	0.686	10.57	1
15/06/2011 02:00	0.618	10.56	1
15/06/2011 03:00	0.548	10.59	1.01
15/06/2011 04:00	0.486	10.59	1.01
15/06/2011 05:00	0.446	10.58	1
15/06/2011 06:00	0.454	10.6	1.01
15/06/2011 07:00	0.497	10.61	1.01
15/06/2011 08:00	0.543	10.59	1.01
15/06/2011 09:00	0.595	10.6	1.01
15/06/2011 10:00	0.646	10.58	1.01
15/06/2011 11:00	0.685	10.59	1.01
15/06/2011 12:00	0.698	10.58	1.01
15/06/2011 13:00	0.672	10.58	1.01
15/06/2011 14:00	0.613	10.58	1.01
15/06/2011 15:00	0.55	10.59	1.01
15/06/2011 16:00	0.485	10.59	1.01
15/06/2011 17:00	0.437	10.59	1.01
15/06/2011 18:00	0.424	10.6	1.01
15/06/2011 19:00	0.472	10.61	1.01
15/06/2011 20:00	0.525	10.62	1.01
15/06/2011 21:00	0.584	10.62	1.01
15/06/2011 22:00	0.653	10.6	1.01
15/06/2011 23:00	0.712	10.6	1.01
16/06/2011 00:00	0.744	10.59	1.01
16/06/2011 01:00	0.742	10.59	1.01
16/06/2011 02:00	0.69	10.59	1.01
16/06/2011 03:00	0.622	10.58	1.01
16/06/2011 04:00	0.556	10.61	1.01
16/06/2011 05:00	0.499	10.6	1.01
16/06/2011 06:00	0.474	10.59	1.01
16/06/2011 07:00	0.505	10.59	1.01
16/06/2011 08:00	0.54	10.61	1.01
16/06/2011 09:00	0.588	10.6	1.01
16/06/2011 10:00	0.655	10.61	1.01
16/06/2011 11:00	0.713	10.6	1.01
16/06/2011 12:00	0.744	10.6	1.01
16/06/2011 13:00	0.761	10.6	1.01
16/06/2011 14:00	0.727	10.59	1.01
16/06/2011 15:00	0.662	10.61	1.01
16/06/2011 16:00	0.584	10.59	1.01
16/06/2011 17:00	0.512	10.62	1.01
16/06/2011 18:00	0.455	10.62	1.01

16/06/2011 19:00	0.467	10.62	1.01
16/06/2011 20:00	0.512	10.59	1.01
16/06/2011 21:00	0.563	10.61	1.01
16/06/2011 22:00	0.625	10.6	1.01
16/06/2011 23:00	0.69	10.62	1.01
17/06/2011 00:00	0.743	10.59	1.01
17/06/2011 01:00	0.769	10.59	1.01
17/06/2011 02:00	0.751	10.6	1.01
17/06/2011 03:00	0.693	10.59	1.01
17/06/2011 04:00	0.625	10.59	1.01
17/06/2011 05:00	0.558	10.61	1.01
17/06/2011 06:00	0.504	10.61	1.01
17/06/2011 07:00	0.483	10.62	1.01
17/06/2011 08:00	0.515	10.63	1.01
17/06/2011 09:00	0.565	10.61	1.01
17/06/2011 10:00	0.627	10.61	1.01
17/06/2011 11:00	0.697	10.61	1.01
17/06/2011 12:00	0.746	10.61	1.01
17/06/2011 13:00	0.755	10.62	1.01
17/06/2011 14:00	0.755	10.59	1.01
17/06/2011 15:00	0.713	10.59	1.01
17/06/2011 16:00	0.645	10.6	1.01
17/06/2011 17:00	0.575	10.6	1.01
17/06/2011 18:00	0.507	10.61	1.01
17/06/2011 19:00	0.461	10.62	1.01
17/06/2011 20:00	0.465	10.62	1.01
17/06/2011 21:00	0.509	10.62	1.01
17/06/2011 22:00	0.568	10.6	1.01
17/06/2011 23:00	0.646	10.62	1.01
18/06/2011 00:00	0.716	10.61	1.01
18/06/2011 01:00	0.773	10.6	1.01
18/06/2011 02:00	0.802	10.6	1.01
18/06/2011 03:00	0.779	10.6	1.01
18/06/2011 04:00	0.705	10.59	1.01
18/06/2011 05:00	0.642	10.6	1.01
18/06/2011 06:00	0.578	10.6	1.01
18/06/2011 07:00	0.531	10.62	1.02
18/06/2011 08:00	0.535	10.61	1.02
18/06/2011 09:00	0.579	10.63	1.02
18/06/2011 10:00	0.624	10.62	1.02
18/06/2011 11:00	0.68	10.63	1.02
18/06/2011 12:00	0.751	10.62	1.02
18/06/2011 13:00	0.802	10.63	1.02
18/06/2011 14:00	0.804	10.62	1.02
18/06/2011 15:00	0.779	10.64	1.02
18/06/2011 16:00	0.714	10.62	1.02
18/06/2011 17:00	0.64	10.64	1.02
18/06/2011 18:00	0.574	10.63	1.02
18/06/2011 19:00	0.514	10.63	1.02
18/06/2011 20:00	0.485	10.63	1.02
18/06/2011 21:00	0.508	10.64	1.02
18/06/2011 22:00	0.555	10.65	1.02
18/06/2011 23:00	0.611	10.65	1.02
19/06/2011 00:00	0.676	10.64	1.02
19/06/2011 01:00	0.743	10.65	1.02
19/06/2011 02:00	0.797	10.63	1.02
19/06/2011 03:00	0.812	10.64	1.02
19/06/2011 04:00	0.771	10.63	1.02
19/06/2011 05:00	0.712	10.64	1.02

19/06/2011 06:00	0.655	10.65	1.02
19/06/2011 07:00	0.598	10.66	1.02
19/06/2011 08:00	0.567	10.65	1.02
19/06/2011 09:00	0.591	10.64	1.02
19/06/2011 10:00	0.633	10.65	1.02
19/06/2011 11:00	0.688	10.66	1.02
19/06/2011 12:00	0.752	10.65	1.02
19/06/2011 13:00	0.802	10.65	1.02
19/06/2011 14:00	0.826	10.63	1.02
19/06/2011 15:00	0.825	10.63	1.02
19/06/2011 16:00	0.781	10.64	1.02
19/06/2011 17:00	0.717	10.65	1.02
19/06/2011 18:00	0.639	10.63	1.02
19/06/2011 19:00	0.567	10.65	1.02
19/06/2011 20:00	0.508	10.64	1.02
19/06/2011 21:00	0.489	10.65	1.02
19/06/2011 22:00	0.515	10.66	1.02
19/06/2011 23:00	0.556	10.66	1.02
20/06/2011 00:00	0.613	10.66	1.02
20/06/2011 01:00	0.675	10.65	1.02
20/06/2011 02:00	0.731	10.65	1.02
20/06/2011 03:00	0.773	10.64	1.02
20/06/2011 04:00	0.777	10.64	1.02
20/06/2011 05:00	0.725	10.65	1.02
20/06/2011 06:00	0.661	10.65	1.02
20/06/2011 07:00	0.598	10.67	1.02
20/06/2011 08:00	0.544	10.65	1.02
20/06/2011 09:00	0.526	10.66	1.02
20/06/2011 10:00	0.564	10.65	1.02
20/06/2011 11:00	0.616	10.67	1.02
20/06/2011 12:00	0.672	10.65	1.02
20/06/2011 13:00	0.733	10.66	1.02
20/06/2011 14:00	0.782	10.67	1.02
20/06/2011 15:00	0.793	10.65	1.02
20/06/2011 16:00	0.79	10.63	1.02
20/06/2011 17:00	0.748	10.65	1.02
20/06/2011 18:00	0.677	10.62	1.02
20/06/2011 19:00	0.61	10.64	1.02
20/06/2011 20:00	0.546	10.64	1.02
20/06/2011 21:00	0.493	10.66	1.02
20/06/2011 22:00	0.483	10.66	1.02
20/06/2011 23:00	0.51	10.67	1.02
21/06/2011 00:00	0.55	10.67	1.02
21/06/2011 01:00	0.605	10.66	1.02
21/06/2011 02:00	0.666	10.65	1.02
21/06/2011 03:00	0.727	10.66	1.02
21/06/2011 04:00	0.763	10.65	1.02
21/06/2011 05:00	0.746	10.65	1.02
21/06/2011 06:00	0.693	10.65	1.02
21/06/2011 07:00	0.636	10.64	1.02
21/06/2011 08:00	0.584	10.64	1.02
21/06/2011 09:00	0.542	10.64	1.02
21/06/2011 10:00	0.538	10.67	1.02
21/06/2011 11:00	0.574	10.66	1.02
21/06/2011 12:00	0.612	10.65	1.02
21/06/2011 13:00	0.669	10.66	1.02
21/06/2011 14:00	0.724	10.67	1.02
21/06/2011 15:00	0.765	10.73	1.02
21/06/2011 16:00	0.77	10.7	1.02

21/06/2011 17:00	0.746	10.68	1.02
21/06/2011 18:00	0.693	10.71	1.02
21/06/2011 19:00	0.631	10.69	1.02
21/06/2011 20:00	0.564	10.68	1.02
21/06/2011 21:00	0.508	10.7	1.02
21/06/2011 22:00	0.475	10.71	1.02
21/06/2011 23:00	0.477	10.68	1.02
22/06/2011 00:00	0.505	10.7	1.02
22/06/2011 01:00	0.552	10.74	1.02
22/06/2011 02:00	0.605	10.73	1.02
22/06/2011 03:00	0.662	10.72	1.02
22/06/2011 04:00	0.713	10.71	1.02
22/06/2011 05:00	0.736	10.73	1.02
22/06/2011 06:00	0.709	10.69	1.02
22/06/2011 07:00	0.653	10.68	1.02
22/06/2011 08:00	0.598	10.69	1.02
22/06/2011 09:00	0.553	10.68	1.02
22/06/2011 10:00	0.529	10.74	1.02
22/06/2011 11:00	0.547	10.74	1.02
22/06/2011 12:00	0.585	10.7	1.02
22/06/2011 13:00	0.628	10.67	1.02
22/06/2011 14:00	0.676	10.68	1.02
22/06/2011 15:00	0.728	10.71	1.02
22/06/2011 16:00	0.763	10.72	1.02
22/06/2011 17:00	0.763	10.71	1.02
22/06/2011 18:00	0.729	10.73	1.02
22/06/2011 19:00	0.68	10.69	1.02
22/06/2011 20:00	0.621	10.71	1.02
22/06/2011 21:00	0.563	10.69	1.02
22/06/2011 22:00	0.524	10.7	1.02
22/06/2011 23:00	0.503	10.68	1.02
23/06/2011 00:00	0.51	10.73	1.02
23/06/2011 01:00	0.544	10.72	1.02
23/06/2011 02:00	0.591	10.72	1.02
23/06/2011 03:00	0.646	10.73	1.02
23/06/2011 04:00	0.698	10.7	1.02
23/06/2011 05:00	0.743	10.73	1.02
23/06/2011 06:00	0.743	10.68	1.02
23/06/2011 07:00	0.713	10.69	1.02
23/06/2011 08:00	0.662	10.68	1.02
23/06/2011 09:00	0.62	10.68	1.02
23/06/2011 10:00	0.577	10.67	1.02
23/06/2011 11:00	0.558	10.67	1.02
23/06/2011 12:00	0.579	10.67	1.02
23/06/2011 13:00	0.611	10.67	1.02
23/06/2011 14:00	0.665	10.68	1.02
23/06/2011 15:00	0.71	10.69	1.02
23/06/2011 16:00	0.743	10.67	1.02
23/06/2011 17:00	0.761	10.68	1.02
23/06/2011 18:00	0.763	10.68	1.02
23/06/2011 19:00	0.733	10.69	1.02
23/06/2011 20:00	0.68	10.68	1.02
23/06/2011 21:00	0.623	10.72	1.02
23/06/2011 22:00	0.571	10.69	1.02
23/06/2011 23:00	0.528	10.69	1.02
24/06/2011 00:00	0.513	10.69	1.02
24/06/2011 01:00	0.51	10.68	1.02
24/06/2011 02:00	0.537	10.69	1.02
24/06/2011 03:00	0.579	10.68	1.02

24/06/2011 04:00	0.628	10.68	1.02
24/06/2011 05:00	0.675	10.7	1.02
24/06/2011 06:00	0.712	10.69	1.02
24/06/2011 07:00	0.714	10.72	1.02
24/06/2011 08:00	0.68	10.72	1.02
24/06/2011 09:00	0.632	10.73	1.02
24/06/2011 10:00	0.589	10.68	1.02
24/06/2011 11:00	0.558	10.67	1.02
24/06/2011 12:00	0.546	10.7	1.02
24/06/2011 13:00	0.559	10.68	1.02
24/06/2011 14:00	0.593	10.68	1.02

END OF DATA FILE OF DATALOGGER FOR WINDOWS

12_K4989_110715103559.CSV

Data file for DataLogger.

=====

COMPANY : <Company name>

COMP.STATUS: Done

DATE : 15/07/2011

TIME : 10:39:28

FILENAME : C:\Documents and Settings\All Users\Application Data\DiverOffice\Sizewell\CSV\pz2009_1:

CREATED BY : SWS Diver-Office 4.0.76.0

===== BEGINNING OF DATA =====

[Logger settings]

Instrument type =CTD-Diver=17

Status =Started =0

Serial number =..00-K4946 317.

Instrument number =
=0

Location =pz2009_13

Sample period =M60

Sample method =T

Number of channels =3

[Channel 1]

Identification =WATER HEAD

Reference level =4.000 m

Range =17.500 m

Master level =1750 CMH2O

Altitude =0 m

[Channel 2]

Identification =TEMPERATURE

Reference level =-20.00 °C

Range =100.00 °C

[Channel 3]

Identification =1: CONDUCTIVITY

Reference level =0.00 mS/cm

Range =120.00 mS/cm

[Series settings]

Serial number =..00-K4946 317.

Instrument number =

Location =pz2009_13

Sample period =00 00:60:00 0

Sample method =T

Start date / time =00:00:06 09/04/11

End date / time =00:00:17 23/06/11

[Channel 1 from data header]

Identification =WATER HEAD

Reference level =4.000 m

Range =17.500 m

Master level =1750 CMH2O

Altitude =0 m

[Channel 2 from data header]

Identification =TEMPERATURE

Reference level =-20.00 °C

Range =100.00 °C

[Channel 3 from data header]

Identification =1: CONDUCTIVITY

Reference level =0.00 mS/cm
Range =120.00 mS/cm

[Data]

1812

Date/time	Water head[m]	Temperature[°C]	1:Conductivity[mS/cm]
09/04/2011 06:00	0.642	10.41	0.92
09/04/2011 07:00	0.594	10.36	0.92
09/04/2011 08:00	0.543	10.36	0.92
09/04/2011 09:00	0.512	10.35	0.92
09/04/2011 10:00	0.519	10.34	0.92
09/04/2011 11:00	0.541	10.38	0.93
09/04/2011 12:00	0.568	10.3	0.92
09/04/2011 13:00	0.601	10.45	0.93
09/04/2011 14:00	0.643	10.38	0.92
09/04/2011 15:00	0.667	10.43	0.92
09/04/2011 16:00	0.676	10.43	0.92
09/04/2011 17:00	0.664	10.42	0.92
09/04/2011 18:00	0.625	10.42	0.93
09/04/2011 19:00	0.582	10.34	0.92
09/04/2011 20:00	0.535	10.43	0.93
09/04/2011 21:00	0.502	10.29	0.92
09/04/2011 22:00	0.495	10.43	0.92
09/04/2011 23:00	0.516	10.4	0.92
10/04/2011 00:00	0.543	10.42	0.92
10/04/2011 01:00	0.576	10.45	0.92
10/04/2011 02:00	0.618	10.48	0.92
10/04/2011 03:00	0.653	10.48	0.92
10/04/2011 04:00	0.678	10.42	0.92
10/04/2011 05:00	0.674	10.44	0.92
10/04/2011 06:00	0.639	10.46	0.92
10/04/2011 07:00	0.596	10.39	0.92
10/04/2011 08:00	0.551	10.37	0.92
10/04/2011 09:00	0.51	10.36	0.92
10/04/2011 10:00	0.492	10.44	0.92
10/04/2011 11:00	0.505	10.4	0.92
10/04/2011 12:00	0.527	10.27	0.92
10/04/2011 13:00	0.557	10.46	0.92
10/04/2011 14:00	0.594	10.49	0.92
10/04/2011 15:00	0.63	10.32	0.92
10/04/2011 16:00	0.655	10.45	0.92
10/04/2011 17:00	0.664	10.36	0.92
10/04/2011 18:00	0.648	10.36	0.92
10/04/2011 19:00	0.605	10.27	0.92
10/04/2011 20:00	0.566	10.46	0.92
10/04/2011 21:00	0.523	10.34	0.92
10/04/2011 22:00	0.494	10.42	0.92
10/04/2011 23:00	0.491	10.44	0.92
11/04/2011 00:00	0.505	10.44	0.92
11/04/2011 01:00	0.533	10.44	0.92
11/04/2011 02:00	0.564	10.34	0.92
11/04/2011 03:00	0.606	10.32	0.92
11/04/2011 04:00	0.634	10.39	0.92
11/04/2011 05:00	0.663	10.42	0.92
11/04/2011 06:00	0.655	10.35	0.92
11/04/2011 07:00	0.628	10.28	0.92
11/04/2011 08:00	0.587	10.45	0.92
11/04/2011 09:00	0.549	10.3	0.92

11/04/2011 10:00	0.518	10.43	0.92
11/04/2011 11:00	0.51	10.32	0.92
11/04/2011 12:00	0.503	10.38	0.92
11/04/2011 13:00	0.542	10.42	0.92
11/04/2011 14:00	0.575	10.42	0.92
11/04/2011 15:00	0.609	10.31	0.92
11/04/2011 16:00	0.644	10.35	0.92
11/04/2011 17:00	0.671	10.4	0.92
11/04/2011 18:00	0.674	10.32	0.92
11/04/2011 19:00	0.649	10.42	0.92
11/04/2011 20:00	0.615	10.44	0.92
11/04/2011 21:00	0.573	10.26	0.92
11/04/2011 22:00	0.537	10.46	0.92
11/04/2011 23:00	0.512	10.37	0.92
12/04/2011 00:00	0.509	10.29	0.92
12/04/2011 01:00	0.522	10.4	0.92
12/04/2011 02:00	0.545	10.4	0.92
12/04/2011 03:00	0.583	10.4	0.92
12/04/2011 04:00	0.626	10.39	0.92
12/04/2011 05:00	0.662	10.42	0.92
12/04/2011 06:00	0.687	10.35	0.92
12/04/2011 07:00	0.691	10.48	0.92
12/04/2011 08:00	0.667	10.39	0.92
12/04/2011 09:00	0.633	10.41	0.92
12/04/2011 10:00	0.564	10.32	0.92
12/04/2011 11:00	0.567	10.33	0.92
12/04/2011 12:00	0.555	10.45	0.92
12/04/2011 13:00	0.558	10.39	0.92
12/04/2011 14:00	0.542	10.43	0.92
12/04/2011 15:00	0.594	10.35	0.92
12/04/2011 16:00	0.629	10.32	0.92
12/04/2011 17:00	0.658	10.44	0.92
12/04/2011 18:00	0.68	10.47	0.92
12/04/2011 19:00	0.683	10.36	0.92
12/04/2011 20:00	0.667	10.38	0.92
12/04/2011 21:00	0.631	10.46	0.92
12/04/2011 22:00	0.591	10.35	0.92
12/04/2011 23:00	0.546	10.41	0.92
13/04/2011 00:00	0.518	10.31	0.92
13/04/2011 01:00	0.498	10.37	0.92
13/04/2011 02:00	0.495	10.41	0.92
13/04/2011 03:00	0.52	10.36	0.92
13/04/2011 04:00	0.549	10.49	0.92
13/04/2011 05:00	0.582	10.47	0.92
13/04/2011 06:00	0.622	10.4	0.92
13/04/2011 07:00	0.649	10.48	0.92
13/04/2011 08:00	0.655	10.37	0.92
13/04/2011 09:00	0.639	10.31	0.92
13/04/2011 10:00	0.608	10.42	0.92
13/04/2011 11:00	0.577	10.35	0.92
13/04/2011 12:00	0.542	10.29	0.92
13/04/2011 13:00	0.527	10.31	0.92
13/04/2011 14:00	0.517	10.43	0.92
13/04/2011 15:00	0.528	10.43	0.92
13/04/2011 16:00	0.537	10.35	0.92
13/04/2011 17:00	0.578	10.39	0.92
13/04/2011 18:00	0.615	10.31	0.92
13/04/2011 19:00	0.644	10.44	0.92
13/04/2011 20:00	0.656	10.4	0.92

13/04/2011 21:00	0.648	10.44	0.92
13/04/2011 22:00	0.62	10.38	0.92
13/04/2011 23:00	0.581	10.43	0.92
14/04/2011 00:00	0.542	10.42	0.92
14/04/2011 01:00	0.502	10.42	0.92
14/04/2011 02:00	0.484	10.29	0.92
14/04/2011 03:00	0.488	10.42	0.92
14/04/2011 04:00	0.508	10.47	0.92
14/04/2011 05:00	0.543	10.39	0.92
14/04/2011 06:00	0.587	10.49	0.92
14/04/2011 07:00	0.63	10.43	0.92
14/04/2011 08:00	0.666	10.41	0.92
14/04/2011 09:00	0.688	10.37	0.92
14/04/2011 10:00	0.663	10.43	0.92
14/04/2011 11:00	0.642	10.32	0.92
14/04/2011 12:00	0.61	10.36	0.92
14/04/2011 13:00	0.571	10.3	0.92
14/04/2011 14:00	0.54	10.35	0.92
14/04/2011 15:00	0.515	10.48	0.92
14/04/2011 16:00	0.532	10.4	0.92
14/04/2011 17:00	0.566	10.44	0.92
14/04/2011 18:00	0.605	10.39	0.92
14/04/2011 19:00	0.64	10.32	0.92
14/04/2011 20:00	0.665	10.39	0.92
14/04/2011 21:00	0.679	10.45	0.92
14/04/2011 22:00	0.677	10.41	0.92
14/04/2011 23:00	0.642	10.35	0.92
15/04/2011 00:00	0.6	10.29	0.92
15/04/2011 01:00	0.557	10.44	0.92
15/04/2011 02:00	0.505	10.45	0.93
15/04/2011 03:00	0.475	10.46	0.93
15/04/2011 04:00	0.472	10.43	0.92
15/04/2011 05:00	0.496	10.37	0.92
15/04/2011 06:00	0.531	10.44	0.92
15/04/2011 07:00	0.568	10.47	0.92
15/04/2011 08:00	0.614	10.47	0.92
15/04/2011 09:00	0.638	10.36	0.92
15/04/2011 10:00	0.666	10.33	0.92
15/04/2011 11:00	0.663	10.36	0.92
15/04/2011 12:00	0.621	10.29	0.92
15/04/2011 13:00	0.575	10.38	0.92
15/04/2011 14:00	0.531	10.32	0.92
15/04/2011 15:00	0.492	10.35	0.92
15/04/2011 16:00	0.478	10.38	0.92
15/04/2011 17:00	0.497	10.37	0.92
15/04/2011 18:00	0.534	10.39	0.92
15/04/2011 19:00	0.572	10.45	0.92
15/04/2011 20:00	0.613	10.41	0.92
15/04/2011 21:00	0.646	10.44	0.92
15/04/2011 22:00	0.658	10.36	0.92
15/04/2011 23:00	0.66	10.46	0.92
16/04/2011 00:00	0.627	10.47	0.92
16/04/2011 01:00	0.575	10.39	0.92
16/04/2011 02:00	0.526	10.42	0.92
16/04/2011 03:00	0.474	10.33	0.92
16/04/2011 04:00	0.444	10.4	0.92
16/04/2011 05:00	0.453	10.47	0.92
16/04/2011 06:00	0.486	10.38	0.92
16/04/2011 07:00	0.53	10.49	0.92

16/04/2011 08:00	0.575	10.38	0.92
16/04/2011 09:00	0.623	10.47	0.92
16/04/2011 10:00	0.657	10.45	0.92
16/04/2011 11:00	0.675	10.31	0.92
16/04/2011 12:00	0.667	10.44	0.92
16/04/2011 13:00	0.626	10.3	0.92
16/04/2011 14:00	0.58	10.44	0.92
16/04/2011 15:00	0.528	10.44	0.92
16/04/2011 16:00	0.487	10.41	0.92
16/04/2011 17:00	0.482	10.34	0.92
16/04/2011 18:00	0.513	10.37	0.92
16/04/2011 19:00	0.561	10.35	0.92
16/04/2011 20:00	0.605	10.32	0.92
16/04/2011 21:00	0.656	10.34	0.92
16/04/2011 22:00	0.683	10.33	0.92
16/04/2011 23:00	0.684	10.49	0.92
17/04/2011 00:00	0.683	10.45	0.92
17/04/2011 01:00	0.637	10.29	0.92
17/04/2011 02:00	0.58	10.42	0.92
17/04/2011 03:00	0.518	10.44	0.92
17/04/2011 04:00	0.464	10.43	0.92
17/04/2011 05:00	0.441	10.34	0.92
17/04/2011 06:00	0.452	10.34	0.92
17/04/2011 07:00	0.493	10.31	0.92
17/04/2011 08:00	0.536	10.47	0.92
17/04/2011 09:00	0.58	10.35	0.92
17/04/2011 10:00	0.634	10.46	0.92
17/04/2011 11:00	0.663	10.39	0.92
17/04/2011 12:00	0.68	10.32	0.92
17/04/2011 13:00	0.658	10.36	0.92
17/04/2011 14:00	0.608	10.39	0.92
17/04/2011 15:00	0.557	10.38	0.92
17/04/2011 16:00	0.504	10.41	0.92
17/04/2011 17:00	0.466	10.39	0.92
17/04/2011 18:00	0.484	10.45	0.92
17/04/2011 19:00	0.525	10.31	0.92
17/04/2011 20:00	0.571	10.49	0.92
17/04/2011 21:00	0.62	10.34	0.92
17/04/2011 22:00	0.668	10.39	0.92
17/04/2011 23:00	0.699	10.32	0.92
18/04/2011 00:00	0.699	10.39	0.92
18/04/2011 01:00	0.682	10.35	0.92
18/04/2011 02:00	0.633	10.29	0.92
18/04/2011 03:00	0.572	10.34	0.92
18/04/2011 04:00	0.508	10.3	0.92
18/04/2011 05:00	0.455	10.38	0.92
18/04/2011 06:00	0.428	10.42	0.92
18/04/2011 07:00	0.458	10.44	0.92
18/04/2011 08:00	0.503	10.36	0.92
18/04/2011 09:00	0.543	10.48	0.92
18/04/2011 10:00	0.594	10.44	0.92
18/04/2011 11:00	0.65	10.46	0.92
18/04/2011 12:00	0.664	10.42	0.92
18/04/2011 13:00	0.682	10.33	0.92
18/04/2011 14:00	0.643	10.41	0.92
18/04/2011 15:00	0.595	10.52	0.92
18/04/2011 16:00	0.546	10.43	0.92
18/04/2011 17:00	0.494	10.34	0.92
18/04/2011 18:00	0.466	10.41	0.92

18/04/2011 19:00	0.495	10.4	0.92
18/04/2011 20:00	0.541	10.35	0.92
18/04/2011 21:00	0.582	10.4	0.92
18/04/2011 22:00	0.639	10.46	0.92
18/04/2011 23:00	0.689	10.47	0.92
19/04/2011 00:00	0.71	10.35	0.92
19/04/2011 01:00	0.714	10.41	0.92
19/04/2011 02:00	0.693	10.4	0.92
19/04/2011 03:00	0.628	10.28	0.91
19/04/2011 04:00	0.562	10.45	0.92
19/04/2011 05:00	0.501	10.42	0.92
19/04/2011 06:00	0.449	10.42	0.92
19/04/2011 07:00	0.435	10.34	0.92
19/04/2011 08:00	0.469	10.44	0.92
19/04/2011 09:00	0.51	10.45	0.92
19/04/2011 10:00	0.556	10.36	0.92
19/04/2011 11:00	0.611	10.29	0.91
19/04/2011 12:00	0.66	10.42	0.92
19/04/2011 13:00	0.684	10.45	0.92
19/04/2011 14:00	0.684	10.42	0.92
19/04/2011 15:00	0.637	10.45	0.92
19/04/2011 16:00	0.582	10.38	0.92
19/04/2011 17:00	0.534	10.44	0.92
19/04/2011 18:00	0.483	10.32	0.92
19/04/2011 19:00	0.467	10.45	0.92
19/04/2011 20:00	0.508	10.39	0.92
19/04/2011 21:00	0.552	10.39	0.92
19/04/2011 22:00	0.607	10.44	0.92
19/04/2011 23:00	0.665	10.36	0.92
20/04/2011 00:00	0.712	10.43	0.92
20/04/2011 01:00	0.732	10.44	0.92
20/04/2011 02:00	0.737	10.34	0.92
20/04/2011 03:00	0.704	10.42	0.92
20/04/2011 04:00	0.638	10.35	0.92
20/04/2011 05:00	0.576	10.39	0.92
20/04/2011 06:00	0.514	10.39	0.92
20/04/2011 07:00	0.469	10.35	0.92
20/04/2011 08:00	0.469	10.38	0.92
20/04/2011 09:00	0.499	10.4	0.92
20/04/2011 10:00	0.54	10.3	0.92
20/04/2011 11:00	0.592	10.38	0.92
20/04/2011 12:00	0.658	10.42	0.92
20/04/2011 13:00	0.688	10.45	0.92
20/04/2011 14:00	0.698	10.43	0.92
20/04/2011 15:00	0.681	10.34	0.92
20/04/2011 16:00	0.632	10.38	0.92
20/04/2011 17:00	0.575	10.42	0.92
20/04/2011 18:00	0.512	10.32	0.92
20/04/2011 19:00	0.468	10.43	0.92
20/04/2011 20:00	0.456	10.4	0.92
20/04/2011 21:00	0.497	10.47	0.92
20/04/2011 22:00	0.539	10.34	0.92
20/04/2011 23:00	0.587	10.39	0.92
21/04/2011 00:00	0.649	10.45	0.92
21/04/2011 01:00	0.694	10.41	0.92
21/04/2011 02:00	0.713	10.34	0.92
21/04/2011 03:00	0.717	10.45	0.92
21/04/2011 04:00	0.673	10.34	0.92
21/04/2011 05:00	0.611	10.37	0.92

21/04/2011 06:00	0.553	10.39	0.92
21/04/2011 07:00	0.499	10.42	0.92
21/04/2011 08:00	0.467	10.4	0.92
21/04/2011 09:00	0.482	10.42	0.92
21/04/2011 10:00	0.524	10.32	0.92
21/04/2011 11:00	0.559	10.38	0.92
21/04/2011 12:00	0.612	10.41	0.92
21/04/2011 13:00	0.664	10.49	0.92
21/04/2011 14:00	0.685	10.32	0.92
21/04/2011 15:00	0.696	10.47	0.92
21/04/2011 16:00	0.67	10.45	0.92
21/04/2011 17:00	0.615	10.42	0.92
21/04/2011 18:00	0.567	10.42	0.92
21/04/2011 19:00	0.511	10.35	0.92
21/04/2011 20:00	0.469	10.33	0.92
21/04/2011 21:00	0.474	10.4	0.92
21/04/2011 22:00	0.515	10.48	0.92
21/04/2011 23:00	0.554	10.36	0.92
22/04/2011 00:00	0.607	10.46	0.92
22/04/2011 01:00	0.661	10.41	0.92
22/04/2011 02:00	0.7	10.42	0.92
22/04/2011 03:00	0.722	10.33	0.92
22/04/2011 04:00	0.715	10.28	0.91
22/04/2011 05:00	0.665	10.32	0.91
22/04/2011 06:00	0.613	10.42	0.92
22/04/2011 07:00	0.555	10.33	0.92
22/04/2011 08:00	0.505	10.36	0.92
22/04/2011 09:00	0.482	10.43	0.92
22/04/2011 10:00	0.502	10.29	0.92
22/04/2011 11:00	0.537	10.32	0.92
22/04/2011 12:00	0.576	10.48	0.92
22/04/2011 13:00	0.623	10.48	0.92
22/04/2011 14:00	0.661	10.42	0.92
22/04/2011 15:00	0.684	10.34	0.92
22/04/2011 16:00	0.687	10.44	0.92
22/04/2011 17:00	0.645	10.42	0.92
22/04/2011 18:00	0.598	10.46	0.92
22/04/2011 19:00	0.547	10.38	0.92
22/04/2011 20:00	0.497	10.33	0.92
22/04/2011 21:00	0.465	10.46	0.92
22/04/2011 22:00	0.468	10.43	0.92
22/04/2011 23:00	0.499	10.45	0.92
23/04/2011 00:00	0.537	10.48	0.92
23/04/2011 01:00	0.583	10.48	0.92
23/04/2011 02:00	0.638	10.34	0.91
23/04/2011 03:00	0.673	10.41	0.92
23/04/2011 04:00	0.696	10.38	0.91
23/04/2011 05:00	0.681	10.41	0.92
23/04/2011 06:00	0.638	10.41	0.92
23/04/2011 07:00	0.589	10.42	0.92
23/04/2011 08:00	0.537	10.42	0.92
23/04/2011 09:00	0.495	10.34	0.91
23/04/2011 10:00	0.486	10.39	0.92
23/04/2011 11:00	0.511	10.43	0.92
23/04/2011 12:00	0.546	10.31	0.91
23/04/2011 13:00	0.585	10.36	0.91
23/04/2011 14:00	0.628	10.37	0.91
23/04/2011 15:00	0.661	10.41	0.92
23/04/2011 16:00	0.672	10.47	0.92

23/04/2011 17:00	0.67	10.35	0.91
23/04/2011 18:00	0.636	10.41	0.92
23/04/2011 19:00	0.584	10.35	0.91
23/04/2011 20:00	0.532	10.38	0.92
23/04/2011 21:00	0.49	10.33	0.91
23/04/2011 22:00	0.465	10.44	0.92
23/04/2011 23:00	0.473	10.41	0.92
24/04/2011 00:00	0.499	10.39	0.91
24/04/2011 01:00	0.537	10.47	0.92
24/04/2011 02:00	0.577	10.51	0.92
24/04/2011 03:00	0.626	10.4	0.91
24/04/2011 04:00	0.668	10.35	0.91
24/04/2011 05:00	0.692	10.44	0.91
24/04/2011 06:00	0.677	10.39	0.91
24/04/2011 07:00	0.634	10.43	0.91
24/04/2011 08:00	0.591	10.38	0.91
24/04/2011 09:00	0.551	10.35	0.91
24/04/2011 10:00	0.527	10.38	0.91
24/04/2011 11:00	0.523	10.33	0.91
24/04/2011 12:00	0.546	10.35	0.91
24/04/2011 13:00	0.577	10.48	0.92
24/04/2011 14:00	0.609	10.36	0.91
24/04/2011 15:00	0.652	10.47	0.92
24/04/2011 16:00	0.674	10.32	0.91
24/04/2011 17:00	0.684	10.34	0.91
24/04/2011 18:00	0.67	10.38	0.91
24/04/2011 19:00	0.635	10.45	0.92
24/04/2011 20:00	0.586	10.4	0.91
24/04/2011 21:00	0.533	10.35	0.91
24/04/2011 22:00	0.496	10.32	0.91
24/04/2011 23:00	0.475	10.43	0.92
25/04/2011 00:00	0.477	10.36	0.91
25/04/2011 01:00	0.495	10.45	0.92
25/04/2011 02:00	0.529	10.31	0.91
25/04/2011 03:00	0.568	10.45	0.91
25/04/2011 04:00	0.613	10.48	0.91
25/04/2011 05:00	0.653	10.38	0.91
25/04/2011 06:00	0.677	10.45	0.91
25/04/2011 07:00	0.663	10.4	0.91
25/04/2011 08:00	0.631	10.36	0.91
25/04/2011 09:00	0.596	10.29	0.91
25/04/2011 10:00	0.558	10.32	0.91
25/04/2011 11:00	0.533	10.42	0.91
25/04/2011 12:00	0.527	10.35	0.91
25/04/2011 13:00	0.54	10.37	0.91
25/04/2011 14:00	0.562	10.3	0.91
25/04/2011 15:00	0.591	10.4	0.91
25/04/2011 16:00	0.622	10.35	0.91
25/04/2011 17:00	0.647	10.43	0.91
25/04/2011 18:00	0.659	10.39	0.91
25/04/2011 19:00	0.654	10.3	0.91
25/04/2011 20:00	0.621	10.37	0.91
25/04/2011 21:00	0.579	10.37	0.91
25/04/2011 22:00	0.541	10.44	0.92
25/04/2011 23:00	0.503	10.38	0.91
26/04/2011 00:00	0.481	10.33	0.91
26/04/2011 01:00	0.479	10.44	0.91
26/04/2011 02:00	0.494	10.47	0.91
26/04/2011 03:00	0.516	10.4	0.91

26/04/2011 04:00	0.556	10.45	0.91
26/04/2011 05:00	0.601	10.42	0.91
26/04/2011 06:00	0.632	10.34	0.91
26/04/2011 07:00	0.658	10.45	0.91
26/04/2011 08:00	0.655	10.36	0.91
26/04/2011 09:00	0.634	10.35	0.91
26/04/2011 10:00	0.601	10.34	0.91
26/04/2011 11:00	0.568	10.31	0.91
26/04/2011 12:00	0.542	10.4	0.91
26/04/2011 13:00	0.531	10.3	0.91
26/04/2011 14:00	0.542	10.34	0.91
26/04/2011 15:00	0.564	10.4	0.91
26/04/2011 16:00	0.591	10.32	0.91
26/04/2011 17:00	0.622	10.32	0.91
26/04/2011 18:00	0.647	10.4	0.91
26/04/2011 19:00	0.657	10.33	0.91
26/04/2011 20:00	0.652	10.38	0.91
26/04/2011 21:00	0.632	10.47	0.91
26/04/2011 22:00	0.591	10.45	0.91
26/04/2011 23:00	0.558	10.34	0.91
27/04/2011 00:00	0.52	10.32	0.91
27/04/2011 01:00	0.492	10.37	0.91
27/04/2011 02:00	0.481	10.38	0.91
27/04/2011 03:00	0.486	10.33	0.91
27/04/2011 04:00	0.511	10.3	0.91
27/04/2011 05:00	0.547	10.39	0.91
27/04/2011 06:00	0.585	10.42	0.91
27/04/2011 07:00	0.623	10.45	0.91
27/04/2011 08:00	0.656	10.43	0.91
27/04/2011 09:00	0.661	10.36	0.91
27/04/2011 10:00	0.643	10.33	0.91
27/04/2011 11:00	0.619	10.44	0.91
27/04/2011 12:00	0.585	10.47	0.91
27/04/2011 13:00	0.561	10.44	0.91
27/04/2011 14:00	0.543	10.44	0.91
27/04/2011 15:00	0.546	10.45	0.91
27/04/2011 16:00	0.569	10.35	0.91
27/04/2011 17:00	0.594	10.35	0.91
27/04/2011 18:00	0.632	10.47	0.91
27/04/2011 19:00	0.658	10.49	0.91
27/04/2011 20:00	0.675	10.44	0.91
27/04/2011 21:00	0.672	10.34	0.91
27/04/2011 22:00	0.652	10.38	0.91
27/04/2011 23:00	0.618	10.38	0.91
28/04/2011 00:00	0.576	10.33	0.91
28/04/2011 01:00	0.54	10.31	0.91
28/04/2011 02:00	0.51	10.34	0.91
28/04/2011 03:00	0.499	10.51	0.92
28/04/2011 04:00	0.505	10.32	0.91
28/04/2011 05:00	0.528	10.33	0.91
28/04/2011 06:00	0.563	10.36	0.91
28/04/2011 07:00	0.603	10.43	0.91
28/04/2011 08:00	0.639	10.41	0.91
28/04/2011 09:00	0.672	10.39	0.91
28/04/2011 10:00	0.684	10.48	0.91
28/04/2011 11:00	0.672	10.42	0.91
28/04/2011 12:00	0.639	10.45	0.91
28/04/2011 13:00	0.606	10.4	0.91
28/04/2011 14:00	0.572	10.46	0.91

28/04/2011 15:00	0.557	10.47	0.91
28/04/2011 16:00	0.568	10.36	0.91
28/04/2011 17:00	0.592	10.49	0.91
28/04/2011 18:00	0.62	10.45	0.91
28/04/2011 19:00	0.653	10.48	0.91
28/04/2011 20:00	0.684	10.45	0.91
28/04/2011 21:00	0.695	10.51	0.91
28/04/2011 22:00	0.697	10.51	0.91
28/04/2011 23:00	0.674	10.39	0.91
29/04/2011 00:00	0.635	10.45	0.91
29/04/2011 01:00	0.595	10.38	0.91
29/04/2011 02:00	0.55	10.49	0.92
29/04/2011 03:00	0.52	10.4	0.91
29/04/2011 04:00	0.505	10.35	0.91
29/04/2011 05:00	0.517	10.3	0.91
29/04/2011 06:00	0.544	10.43	0.91
29/04/2011 07:00	0.577	10.41	0.91
29/04/2011 08:00	0.615	10.46	0.91
29/04/2011 09:00	0.651	10.48	0.91
29/04/2011 10:00	0.675	10.4	0.91
29/04/2011 11:00	0.678	10.48	0.91
29/04/2011 12:00	0.655	10.35	0.91
29/04/2011 13:00	0.628	10.47	0.91
29/04/2011 14:00	0.59	10.34	0.91
29/04/2011 15:00	0.555	10.5	0.92
29/04/2011 16:00	0.542	10.4	0.91
29/04/2011 17:00	0.559	10.43	0.91
29/04/2011 18:00	0.585	10.46	0.91
29/04/2011 19:00	0.624	10.5	0.92
29/04/2011 20:00	0.659	10.46	0.91
29/04/2011 21:00	0.69	10.4	0.91
29/04/2011 22:00	0.705	10.35	0.91
29/04/2011 23:00	0.703	10.48	0.91
30/04/2011 00:00	0.676	10.39	0.91
30/04/2011 01:00	0.636	10.44	0.91
30/04/2011 02:00	0.59	10.36	0.91
30/04/2011 03:00	0.545	10.45	0.91
30/04/2011 04:00	0.518	10.38	0.91
30/04/2011 05:00	0.513	10.3	0.91
30/04/2011 06:00	0.529	10.45	0.91
30/04/2011 07:00	0.559	10.31	0.91
30/04/2011 08:00	0.598	10.43	0.91
30/04/2011 09:00	0.631	10.5	0.91
30/04/2011 10:00	0.667	10.48	0.91
30/04/2011 11:00	0.694	10.38	0.91
30/04/2011 12:00	0.684	10.46	0.91
30/04/2011 13:00	0.649	10.33	0.91
30/04/2011 14:00	0.611	10.45	0.91
30/04/2011 15:00	0.571	10.42	0.91
30/04/2011 16:00	0.546	10.37	0.91
30/04/2011 17:00	0.544	10.47	0.92
30/04/2011 18:00	0.569	10.39	0.91
30/04/2011 19:00	0.607	10.41	0.91
30/04/2011 20:00	0.646	10.46	0.91
30/04/2011 21:00	0.68	10.45	0.91
30/04/2011 22:00	0.705	10.46	0.91
30/04/2011 23:00	0.718	10.49	0.91
01/05/2011 00:00	0.708	10.42	0.91
01/05/2011 01:00	0.669	10.47	0.91

01/05/2011 02:00	0.623	10.39	0.91
01/05/2011 03:00	0.579	10.46	0.92
01/05/2011 04:00	0.539	10.41	0.91
01/05/2011 05:00	0.518	10.34	0.91
01/05/2011 06:00	0.521	10.4	0.91
01/05/2011 07:00	0.548	10.39	0.91
01/05/2011 08:00	0.579	10.44	0.91
01/05/2011 09:00	0.621	10.43	0.91
01/05/2011 10:00	0.658	10.49	0.92
01/05/2011 11:00	0.691	10.45	0.91
01/05/2011 12:00	0.702	10.48	0.91
01/05/2011 13:00	0.679	10.34	0.91
01/05/2011 14:00	0.64	10.39	0.91
01/05/2011 15:00	0.595	10.4	0.91
01/05/2011 16:00	0.561	10.46	0.92
01/05/2011 17:00	0.537	10.38	0.91
01/05/2011 18:00	0.545	10.47	0.92
01/05/2011 19:00	0.584	10.47	0.92
01/05/2011 20:00	0.619	10.44	0.91
01/05/2011 21:00	0.661	10.41	0.91
01/05/2011 22:00	0.699	10.42	0.91
01/05/2011 23:00	0.721	10.49	0.92
02/05/2011 00:00	0.729	10.36	0.91
02/05/2011 01:00	0.709	10.43	0.91
02/05/2011 02:00	0.665	10.51	0.92
02/05/2011 03:00	0.612	10.35	0.91
02/05/2011 04:00	0.564	10.34	0.91
02/05/2011 05:00	0.528	10.37	0.91
02/05/2011 06:00	0.516	10.39	0.92
02/05/2011 07:00	0.534	10.34	0.91
02/05/2011 08:00	0.565	10.52	0.92
02/05/2011 09:00	0.602	10.5	0.92
02/05/2011 10:00	0.642	10.34	0.91
02/05/2011 11:00	0.679	10.4	0.91
02/05/2011 12:00	0.698	10.46	0.92
02/05/2011 13:00	0.694	10.46	0.92
02/05/2011 14:00	0.658	10.46	0.92
02/05/2011 15:00	0.612	10.39	0.91
02/05/2011 16:00	0.573	10.44	0.92
02/05/2011 17:00	0.534	10.32	0.91
02/05/2011 18:00	0.525	10.46	0.92
02/05/2011 19:00	0.556	10.34	0.91
02/05/2011 20:00	0.595	10.5	0.92
02/05/2011 21:00	0.629	10.41	0.91
02/05/2011 22:00	0.675	10.37	0.91
02/05/2011 23:00	0.705	10.39	0.91
03/05/2011 00:00	0.716	10.39	0.91
03/05/2011 01:00	0.718	10.32	0.91
03/05/2011 02:00	0.683	10.34	0.91
03/05/2011 03:00	0.63	10.42	0.91
03/05/2011 04:00	0.575	10.48	0.92
03/05/2011 05:00	0.532	10.42	0.92
03/05/2011 06:00	0.501	10.45	0.92
03/05/2011 07:00	0.515	10.42	0.92
03/05/2011 08:00	0.545	10.49	0.92
03/05/2011 09:00	0.581	10.35	0.91
03/05/2011 10:00	0.622	10.35	0.91
03/05/2011 11:00	0.664	10.47	0.92
03/05/2011 12:00	0.688	10.47	0.92

03/05/2011 13:00	0.696	10.4	0.91
03/05/2011 14:00	0.676	10.38	0.91
03/05/2011 15:00	0.629	10.44	0.91
03/05/2011 16:00	0.576	10.35	0.91
03/05/2011 17:00	0.527	10.49	0.92
03/05/2011 18:00	0.499	10.45	0.92
03/05/2011 19:00	0.509	10.51	0.92
03/05/2011 20:00	0.546	10.48	0.92
03/05/2011 21:00	0.587	10.4	0.91
03/05/2011 22:00	0.63	10.44	0.92
03/05/2011 23:00	0.675	10.39	0.91
04/05/2011 00:00	0.701	10.36	0.91
04/05/2011 01:00	0.715	10.45	0.92
04/05/2011 02:00	0.702	10.52	0.92
04/05/2011 03:00	0.655	10.36	0.91
04/05/2011 04:00	0.603	10.37	0.91
04/05/2011 05:00	0.553	10.42	0.91
04/05/2011 06:00	0.512	10.38	0.91
04/05/2011 07:00	0.499	10.43	0.92
04/05/2011 08:00	0.528	10.5	0.92
04/05/2011 09:00	0.554	10.47	0.92
04/05/2011 10:00	0.596	10.42	0.91
04/05/2011 11:00	0.637	10.52	0.92
04/05/2011 12:00	0.68	10.46	0.92
04/05/2011 13:00	0.693	10.45	0.91
04/05/2011 14:00	0.694	10.38	0.91
04/05/2011 15:00	0.652	10.5	0.92
04/05/2011 16:00	0.601	10.41	0.91
04/05/2011 17:00	0.549	10.44	0.92
04/05/2011 18:00	0.503	10.34	0.91
04/05/2011 19:00	0.488	10.34	0.91
04/05/2011 20:00	0.507	10.39	0.91
04/05/2011 21:00	0.543	10.42	0.91
04/05/2011 22:00	0.583	10.51	0.92
04/05/2011 23:00	0.625	10.38	0.91
05/05/2011 00:00	0.663	10.45	0.91
05/05/2011 01:00	0.686	10.48	0.92
05/05/2011 02:00	0.691	10.39	0.91
05/05/2011 03:00	0.658	10.51	0.92
05/05/2011 04:00	0.606	10.43	0.91
05/05/2011 05:00	0.558	10.48	0.92
05/05/2011 06:00	0.508	10.39	0.91
05/05/2011 07:00	0.479	10.49	0.92
05/05/2011 08:00	0.49	10.36	0.91
05/05/2011 09:00	0.514	10.51	0.92
05/05/2011 10:00	0.547	10.53	0.92
05/05/2011 11:00	0.589	10.51	0.92
05/05/2011 12:00	0.632	10.4	0.91
05/05/2011 13:00	0.661	10.42	0.91
05/05/2011 14:00	0.669	10.33	0.91
05/05/2011 15:00	0.651	10.46	0.91
05/05/2011 16:00	0.604	10.4	0.91
05/05/2011 17:00	0.555	10.47	0.91
05/05/2011 18:00	0.506	10.42	0.91
05/05/2011 19:00	0.47	10.51	0.92
05/05/2011 20:00	0.468	10.49	0.91
05/05/2011 21:00	0.488	10.43	0.91
05/05/2011 22:00	0.527	10.35	0.91
05/05/2011 23:00	0.565	10.54	0.91

06/05/2011 00:00	0.609	10.4	0.91
06/05/2011 01:00	0.646	10.45	0.91
06/05/2011 02:00	0.667	10.45	0.91
06/05/2011 03:00	0.66	10.45	0.91
06/05/2011 04:00	0.616	10.46	0.91
06/05/2011 05:00	0.57	10.45	0.91
06/05/2011 06:00	0.522	10.34	0.91
06/05/2011 07:00	0.48	10.38	0.91
06/05/2011 08:00	0.464	10.39	0.91
06/05/2011 09:00	0.488	10.41	0.91
06/05/2011 10:00	0.521	10.5	0.91
06/05/2011 11:00	0.559	10.42	0.91
06/05/2011 12:00	0.602	10.48	0.91
06/05/2011 13:00	0.64	10.46	0.91
06/05/2011 14:00	0.655	10.52	0.91
06/05/2011 15:00	0.655	10.49	0.91
06/05/2011 16:00	0.623	10.46	0.91
06/05/2011 17:00	0.57	10.53	0.91
06/05/2011 18:00	0.522	10.42	0.91
06/05/2011 19:00	0.481	10.35	0.91
06/05/2011 20:00	0.453	10.35	0.91
06/05/2011 21:00	0.469	10.39	0.91
06/05/2011 22:00	0.499	10.52	0.91
06/05/2011 23:00	0.536	10.54	0.91
07/05/2011 00:00	0.58	10.39	0.91
07/05/2011 01:00	0.624	10.49	0.91
07/05/2011 02:00	0.656	10.35	0.91
07/05/2011 03:00	0.673	10.52	0.91
07/05/2011 04:00	0.646	10.41	0.91
07/05/2011 05:00	0.601	10.36	0.91
07/05/2011 06:00	0.551	10.35	0.91
07/05/2011 07:00	0.509	10.38	0.91
07/05/2011 08:00	0.481	10.4	0.91
07/05/2011 09:00	0.483	10.53	0.91
07/05/2011 10:00	0.514	10.45	0.91
07/05/2011 11:00	0.549	10.5	0.91
07/05/2011 12:00	0.595	10.44	0.91
07/05/2011 13:00	0.634	10.42	0.91
07/05/2011 14:00	0.658	10.36	0.91
07/05/2011 15:00	0.669	10.45	0.91
07/05/2011 16:00	0.655	10.38	0.91
07/05/2011 17:00	0.614	10.34	0.91
07/05/2011 18:00	0.566	10.39	0.91
07/05/2011 19:00	0.516	10.48	0.91
07/05/2011 20:00	0.472	10.52	0.91
07/05/2011 21:00	0.463	10.52	0.91
07/05/2011 22:00	0.486	10.4	0.91
07/05/2011 23:00	0.514	10.49	0.91
08/05/2011 00:00	0.554	10.44	0.91
08/05/2011 01:00	0.599	10.5	0.91
08/05/2011 02:00	0.644	10.36	0.91
08/05/2011 03:00	0.671	10.41	0.91
08/05/2011 04:00	0.675	10.52	0.91
08/05/2011 05:00	0.635	10.41	0.91
08/05/2011 06:00	0.588	10.46	0.91
08/05/2011 07:00	0.538	10.39	0.91
08/05/2011 08:00	0.501	10.38	0.91
08/05/2011 09:00	0.48	10.38	0.91
08/05/2011 10:00	0.486	10.37	0.91

08/05/2011 11:00	0.502	10.37	0.91
08/05/2011 12:00	0.539	10.49	0.91
08/05/2011 13:00	0.573	10.42	0.91
08/05/2011 14:00	0.608	10.44	0.91
08/05/2011 15:00	0.624	10.43	0.91
08/05/2011 16:00	0.629	10.47	0.91
08/05/2011 17:00	0.597	10.49	0.91
08/05/2011 18:00	0.555	10.42	0.91
08/05/2011 19:00	0.515	10.46	0.91
08/05/2011 20:00	0.467	10.48	0.91
08/05/2011 21:00	0.434	10.49	0.91
08/05/2011 22:00	0.432	10.46	0.91
08/05/2011 23:00	0.449	10.51	0.91
09/05/2011 00:00	0.481	10.44	0.91
09/05/2011 01:00	0.522	10.5	0.91
09/05/2011 02:00	0.567	10.37	0.9
09/05/2011 03:00	0.606	10.47	0.91
09/05/2011 04:00	0.637	10.46	0.91
09/05/2011 05:00	0.631	10.53	0.91
09/05/2011 06:00	0.596	10.49	0.91
09/05/2011 07:00	0.553	10.49	0.91
09/05/2011 08:00	0.511	10.52	0.91
09/05/2011 09:00	0.481	10.47	0.91
09/05/2011 10:00	0.482	10.5	0.91
09/05/2011 11:00	0.505	10.51	0.91
09/05/2011 12:00	0.535	10.55	0.91
09/05/2011 13:00	0.575	10.4	0.9
09/05/2011 14:00	0.618	10.45	0.91
09/05/2011 15:00	0.647	10.39	0.9
09/05/2011 16:00	0.66	10.51	0.91
09/05/2011 17:00	0.651	10.37	0.9
09/05/2011 18:00	0.626	10.44	0.9
09/05/2011 19:00	0.587	10.43	0.9
09/05/2011 20:00	0.534	10.35	0.9
09/05/2011 21:00	0.491	10.42	0.9
09/05/2011 22:00	0.461	10.39	0.9
09/05/2011 23:00	0.462	10.47	0.9
10/05/2011 00:00	0.48	10.42	0.9
10/05/2011 01:00	0.515	10.53	0.9
10/05/2011 02:00	0.557	10.47	0.9
10/05/2011 03:00	0.601	10.53	0.9
10/05/2011 04:00	0.636	10.39	0.9
10/05/2011 05:00	0.662	10.39	0.9
10/05/2011 06:00	0.651	10.35	0.9
10/05/2011 07:00	0.616	10.44	0.9
10/05/2011 08:00	0.564	10.36	0.9
10/05/2011 09:00	0.525	10.49	0.9
10/05/2011 10:00	0.499	10.54	0.9
10/05/2011 11:00	0.501	10.5	0.9
10/05/2011 12:00	0.518	10.42	0.9
10/05/2011 13:00	0.536	10.39	0.9
10/05/2011 14:00	0.569	10.48	0.9
10/05/2011 15:00	0.604	10.52	0.9
10/05/2011 16:00	0.629	10.37	0.9
10/05/2011 17:00	0.639	10.53	0.9
10/05/2011 18:00	0.635	10.55	0.9
10/05/2011 19:00	0.606	10.42	0.9
10/05/2011 20:00	0.562	10.33	0.9
10/05/2011 21:00	0.516	10.4	0.9

10/05/2011 22:00	0.473	10.5	0.9
10/05/2011 23:00	0.445	10.45	0.9
11/05/2011 00:00	0.438	10.43	0.9
11/05/2011 01:00	0.457	10.44	0.9
11/05/2011 02:00	0.482	10.45	0.9
11/05/2011 03:00	0.526	10.51	0.9
11/05/2011 04:00	0.573	10.53	0.9
11/05/2011 05:00	0.614	10.49	0.9
11/05/2011 06:00	0.64	10.43	0.9
11/05/2011 07:00	0.63	10.49	0.9
11/05/2011 08:00	0.599	10.46	0.9
11/05/2011 09:00	0.564	10.4	0.9
11/05/2011 10:00	0.532	10.41	0.9
11/05/2011 11:00	0.509	10.44	0.9
11/05/2011 12:00	0.516	10.4	0.9
11/05/2011 13:00	0.533	10.42	0.9
11/05/2011 14:00	0.555	10.5	0.9
11/05/2011 15:00	0.589	10.39	0.9
11/05/2011 16:00	0.628	10.55	0.9
11/05/2011 17:00	0.658	10.49	0.9
11/05/2011 18:00	0.664	10.46	0.9
11/05/2011 19:00	0.66	10.51	0.9
11/05/2011 20:00	0.634	10.44	0.9
11/05/2011 21:00	0.589	10.5	0.9
11/05/2011 22:00	0.541	10.52	0.9
11/05/2011 23:00	0.497	10.45	0.9
12/05/2011 00:00	0.468	10.38	0.9
12/05/2011 01:00	0.457	10.42	0.9
12/05/2011 02:00	0.467	10.42	0.9
12/05/2011 03:00	0.495	10.51	0.9
12/05/2011 04:00	0.535	10.33	0.9
12/05/2011 05:00	0.578	10.42	0.9
12/05/2011 06:00	0.618	10.42	0.9
12/05/2011 07:00	0.643	10.51	0.9
12/05/2011 08:00	0.632	10.45	0.9
12/05/2011 09:00	0.608	10.49	0.9
12/05/2011 10:00	0.577	10.42	0.9
12/05/2011 11:00	0.541	10.44	0.9
12/05/2011 12:00	0.513	10.46	0.9
12/05/2011 13:00	0.495	10.53	0.9
12/05/2011 14:00	0.505	10.51	0.9
12/05/2011 15:00	0.528	10.42	0.9
12/05/2011 16:00	0.564	10.54	0.9
12/05/2011 17:00	0.598	10.42	0.9
12/05/2011 18:00	0.625	10.39	0.9
12/05/2011 19:00	0.651	10.39	0.9
12/05/2011 20:00	0.65	10.54	0.9
12/05/2011 21:00	0.629	10.42	0.9
12/05/2011 22:00	0.583	10.35	0.9
12/05/2011 23:00	0.539	10.5	0.9
13/05/2011 00:00	0.49	10.45	0.9
13/05/2011 01:00	0.454	10.35	0.9
13/05/2011 02:00	0.44	10.37	0.9
13/05/2011 03:00	0.451	10.35	0.9
13/05/2011 04:00	0.481	10.42	0.9
13/05/2011 05:00	0.521	10.36	0.9
13/05/2011 06:00	0.567	10.53	0.9
13/05/2011 07:00	0.605	10.51	0.9
13/05/2011 08:00	0.631	10.41	0.9

13/05/2011 09:00	0.639	10.46	0.9
13/05/2011 10:00	0.624	10.52	0.9
13/05/2011 11:00	0.593	10.5	0.9
13/05/2011 12:00	0.558	10.48	0.9
13/05/2011 13:00	0.518	10.41	0.9
13/05/2011 14:00	0.491	10.51	0.9
13/05/2011 15:00	0.49	10.41	0.9
13/05/2011 16:00	0.515	10.44	0.9
13/05/2011 17:00	0.548	10.38	0.9
13/05/2011 18:00	0.588	10.52	0.9
13/05/2011 19:00	0.623	10.49	0.9
13/05/2011 20:00	0.643	10.53	0.9
13/05/2011 21:00	0.649	10.45	0.9
13/05/2011 22:00	0.63	10.52	0.9
13/05/2011 23:00	0.587	10.57	0.9
14/05/2011 00:00	0.537	10.39	0.9
14/05/2011 01:00	0.49	10.39	0.9
14/05/2011 02:00	0.448	10.47	0.9
14/05/2011 03:00	0.437	10.38	0.9
14/05/2011 04:00	0.445	10.41	0.9
14/05/2011 05:00	0.481	10.41	0.9
14/05/2011 06:00	0.517	10.4	0.9
14/05/2011 07:00	0.563	10.54	0.9
14/05/2011 08:00	0.6	10.42	0.9
14/05/2011 09:00	0.629	10.5	0.9
14/05/2011 10:00	0.642	10.47	0.9
14/05/2011 11:00	0.621	10.4	0.9
14/05/2011 12:00	0.591	10.54	0.9
14/05/2011 13:00	0.547	10.42	0.9
14/05/2011 14:00	0.512	10.52	0.9
14/05/2011 15:00	0.483	10.55	0.9
14/05/2011 16:00	0.498	10.42	0.9
14/05/2011 17:00	0.527	10.48	0.9
14/05/2011 18:00	0.567	10.52	0.9
14/05/2011 19:00	0.608	10.5	0.9
14/05/2011 20:00	0.649	10.41	0.9
14/05/2011 21:00	0.669	10.43	0.9
14/05/2011 22:00	0.669	10.49	0.9
14/05/2011 23:00	0.652	10.41	0.9
15/05/2011 00:00	0.603	10.55	0.9
15/05/2011 01:00	0.549	10.47	0.9
15/05/2011 02:00	0.496	10.54	0.9
15/05/2011 03:00	0.449	10.4	0.9
15/05/2011 04:00	0.431	10.49	0.9
15/05/2011 05:00	0.455	10.53	0.9
15/05/2011 06:00	0.495	10.52	0.9
15/05/2011 07:00	0.53	10.52	0.9
15/05/2011 08:00	0.571	10.56	0.9
15/05/2011 09:00	0.617	10.4	0.9
15/05/2011 10:00	0.647	10.4	0.9
15/05/2011 11:00	0.658	10.53	0.9
15/05/2011 12:00	0.636	10.39	0.9
15/05/2011 13:00	0.588	10.49	0.9
15/05/2011 14:00	0.546	10.37	0.9
15/05/2011 15:00	0.497	10.42	0.9
15/05/2011 16:00	0.464	10.41	0.9
15/05/2011 17:00	0.484	10.54	0.9
15/05/2011 18:00	0.517	10.44	0.9
15/05/2011 19:00	0.563	10.41	0.9

15/05/2011 20:00	0.608	10.51	0.9
15/05/2011 21:00	0.644	10.49	0.9
15/05/2011 22:00	0.662	10.4	0.9
15/05/2011 23:00	0.663	10.49	0.9
16/05/2011 00:00	0.642	10.42	0.9
16/05/2011 01:00	0.588	10.46	0.9
16/05/2011 02:00	0.528	10.42	0.9
16/05/2011 03:00	0.471	10.4	0.9
16/05/2011 04:00	0.426	10.43	0.9
16/05/2011 05:00	0.416	10.52	0.9
16/05/2011 06:00	0.441	10.54	0.9
16/05/2011 07:00	0.478	10.41	0.9
16/05/2011 08:00	0.52	10.54	0.9
16/05/2011 09:00	0.571	10.54	0.9
16/05/2011 10:00	0.614	10.41	0.9
16/05/2011 11:00	0.637	10.5	0.9
16/05/2011 12:00	0.638	10.48	0.9
16/05/2011 13:00	0.603	10.51	0.9
16/05/2011 14:00	0.552	10.54	0.9
16/05/2011 15:00	0.5	10.38	0.9
16/05/2011 16:00	0.458	10.38	0.9
16/05/2011 17:00	0.44	10.4	0.9
16/05/2011 18:00	0.467	10.55	0.9
16/05/2011 19:00	0.507	10.45	0.9
16/05/2011 20:00	0.56	10.45	0.9
16/05/2011 21:00	0.611	10.49	0.9
16/05/2011 22:00	0.657	10.52	0.9
16/05/2011 23:00	0.677	10.4	0.9
17/05/2011 00:00	0.686	10.4	0.9
17/05/2011 01:00	0.66	10.48	0.9
17/05/2011 02:00	0.602	10.51	0.9
17/05/2011 03:00	0.544	10.54	0.9
17/05/2011 04:00	0.488	10.39	0.9
17/05/2011 05:00	0.444	10.53	0.9
17/05/2011 06:00	0.445	10.46	0.9
17/05/2011 07:00	0.482	10.54	0.9
17/05/2011 08:00	0.523	10.52	0.9
17/05/2011 09:00	0.564	10.39	0.9
17/05/2011 10:00	0.623	10.42	0.9
17/05/2011 11:00	0.658	10.51	0.9
17/05/2011 12:00	0.674	10.54	0.9
17/05/2011 13:00	0.672	10.54	0.9
17/05/2011 14:00	0.63	10.39	0.9
17/05/2011 15:00	0.572	10.4	0.9
17/05/2011 16:00	0.518	10.53	0.9
17/05/2011 17:00	0.473	10.46	0.9
17/05/2011 18:00	0.454	10.54	0.91
17/05/2011 19:00	0.482	10.51	0.9
17/05/2011 20:00	0.525	10.57	0.91
17/05/2011 21:00	0.57	10.59	0.91
17/05/2011 22:00	0.626	10.54	0.9
17/05/2011 23:00	0.671	10.52	0.9
18/05/2011 00:00	0.686	10.41	0.9
18/05/2011 01:00	0.688	10.56	0.9
18/05/2011 02:00	0.649	10.44	0.9
18/05/2011 03:00	0.59	10.52	0.9
18/05/2011 04:00	0.531	10.52	0.9
18/05/2011 05:00	0.475	10.45	0.9
18/05/2011 06:00	0.432	10.52	0.91

18/05/2011 07:00	0.443	10.55	0.91
18/05/2011 08:00	0.476	10.51	0.91
18/05/2011 09:00	0.515	10.56	0.91
18/05/2011 10:00	0.559	10.46	0.9
18/05/2011 11:00	0.614	10.51	0.9
18/05/2011 12:00	0.644	10.48	0.9
18/05/2011 13:00	0.65	10.55	0.91
18/05/2011 14:00	0.635	10.55	0.91
18/05/2011 15:00	0.58	10.5	0.9
18/05/2011 16:00	0.525	10.39	0.9
18/05/2011 17:00	0.471	10.5	0.9
18/05/2011 18:00	0.435	10.56	0.91
18/05/2011 19:00	0.433	10.58	0.91
18/05/2011 20:00	0.477	10.5	0.9
18/05/2011 21:00	0.526	10.42	0.9
18/05/2011 22:00	0.574	10.58	0.91
18/05/2011 23:00	0.637	10.53	0.9
19/05/2011 00:00	0.681	10.51	0.9
19/05/2011 01:00	0.699	10.43	0.9
19/05/2011 02:00	0.705	10.39	0.9
19/05/2011 03:00	0.666	10.52	0.9
19/05/2011 04:00	0.607	10.49	0.9
19/05/2011 05:00	0.547	10.55	0.9
19/05/2011 06:00	0.5	10.38	0.9
19/05/2011 07:00	0.468	10.57	0.91
19/05/2011 08:00	0.486	10.55	0.91
19/05/2011 09:00	0.528	10.56	0.91
19/05/2011 10:00	0.574	10.57	0.91
19/05/2011 11:00	0.629	10.57	0.91
19/05/2011 12:00	0.681	10.58	0.91
19/05/2011 13:00	0.703	10.4	0.9
19/05/2011 14:00	0.702	10.4	0.9
19/05/2011 15:00	0.671	10.43	0.9
19/05/2011 16:00	0.622	10.5	0.9
19/05/2011 17:00	0.558	10.58	0.91
19/05/2011 18:00	0.502	10.58	0.91
19/05/2011 19:00	0.473	10.55	0.91
19/05/2011 20:00	0.473	10.58	0.91
19/05/2011 21:00	0.511	10.59	0.91
19/05/2011 22:00	0.553	10.49	0.91
19/05/2011 23:00	0.602	10.53	0.91
20/05/2011 00:00	0.654	10.56	0.91
20/05/2011 01:00	0.687	10.42	0.9
20/05/2011 02:00	0.702	10.48	0.91
20/05/2011 03:00	0.69	10.5	0.91
20/05/2011 04:00	0.638	10.42	0.9
20/05/2011 05:00	0.585	10.51	0.91
20/05/2011 06:00	0.529	10.55	0.91
20/05/2011 07:00	0.476	10.56	0.91
20/05/2011 08:00	0.449	10.52	0.91
20/05/2011 09:00	0.469	10.49	0.91
20/05/2011 10:00	0.508	10.42	0.91
20/05/2011 11:00	0.547	10.57	0.91
20/05/2011 12:00	0.591	10.59	0.91
20/05/2011 13:00	0.637	10.44	0.91
20/05/2011 14:00	0.648	10.46	0.91
20/05/2011 15:00	0.647	10.51	0.91
20/05/2011 16:00	0.612	10.45	0.91
20/05/2011 17:00	0.561	10.54	0.91

20/05/2011 18:00	0.506	10.45	0.91
20/05/2011 19:00	0.458	10.54	0.91
20/05/2011 20:00	0.433	10.57	0.91
20/05/2011 21:00	0.45	10.51	0.91
20/05/2011 22:00	0.488	10.52	0.91
20/05/2011 23:00	0.527	10.43	0.9
21/05/2011 00:00	0.579	10.47	0.9
21/05/2011 01:00	0.632	10.45	0.9
21/05/2011 02:00	0.669	10.44	0.9
21/05/2011 03:00	0.689	10.56	0.91
21/05/2011 04:00	0.676	10.55	0.91
21/05/2011 05:00	0.63	10.56	0.91
21/05/2011 06:00	0.578	10.52	0.91
21/05/2011 07:00	0.522	10.56	0.91
21/05/2011 08:00	0.479	10.5	0.91
21/05/2011 09:00	0.478	10.53	0.91
21/05/2011 10:00	0.512	10.56	0.91
21/05/2011 11:00	0.552	10.57	0.91
21/05/2011 12:00	0.591	10.45	0.91
21/05/2011 13:00	0.638	10.57	0.91
21/05/2011 14:00	0.662	10.55	0.91
21/05/2011 15:00	0.667	10.58	0.91
21/05/2011 16:00	0.657	10.49	0.91
21/05/2011 17:00	0.611	10.55	0.91
21/05/2011 18:00	0.556	10.56	0.91
21/05/2011 19:00	0.509	10.47	0.91
21/05/2011 20:00	0.465	10.57	0.91
21/05/2011 21:00	0.443	10.52	0.91
21/05/2011 22:00	0.454	10.41	0.91
21/05/2011 23:00	0.483	10.57	0.91
22/05/2011 00:00	0.522	10.57	0.91
22/05/2011 01:00	0.564	10.56	0.91
22/05/2011 02:00	0.611	10.55	0.91
22/05/2011 03:00	0.642	10.56	0.91
22/05/2011 04:00	0.658	10.54	0.91
22/05/2011 05:00	0.626	10.47	0.9
22/05/2011 06:00	0.577	10.44	0.9
22/05/2011 07:00	0.528	10.43	0.9
22/05/2011 08:00	0.484	10.5	0.91
22/05/2011 09:00	0.455	10.53	0.91
22/05/2011 10:00	0.452	10.56	0.91
22/05/2011 11:00	0.487	10.49	0.91
22/05/2011 12:00	0.52	10.52	0.91
22/05/2011 13:00	0.561	10.53	0.91
22/05/2011 14:00	0.602	10.55	0.91
22/05/2011 15:00	0.629	10.56	0.91
22/05/2011 16:00	0.634	10.44	0.9
22/05/2011 17:00	0.606	10.57	0.91
22/05/2011 18:00	0.557	10.53	0.91
22/05/2011 19:00	0.517	10.54	0.91
22/05/2011 20:00	0.471	10.43	0.9
22/05/2011 21:00	0.441	10.5	0.91
22/05/2011 22:00	0.431	10.5	0.9
22/05/2011 23:00	0.446	10.43	0.9
23/05/2011 00:00	0.482	10.47	0.9
23/05/2011 01:00	0.528	10.44	0.9
23/05/2011 02:00	0.578	10.47	0.9
23/05/2011 03:00	0.623	10.41	0.9
23/05/2011 04:00	0.655	10.57	0.9

23/05/2011 05:00	0.665	10.53	0.9
23/05/2011 06:00	0.639	10.51	0.9
23/05/2011 07:00	0.596	10.57	0.9
23/05/2011 08:00	0.543	10.43	0.9
23/05/2011 09:00	0.512	10.56	0.9
23/05/2011 10:00	0.493	10.46	0.9
23/05/2011 11:00	0.5	10.51	0.9
23/05/2011 12:00	0.526	10.52	0.91
23/05/2011 13:00	0.553	10.5	0.9
23/05/2011 14:00	0.581	10.52	0.91
23/05/2011 15:00	0.599	10.58	0.91
23/05/2011 16:00	0.604	10.41	0.9
23/05/2011 17:00	0.584	10.59	0.91
23/05/2011 18:00	0.547	10.44	0.9
23/05/2011 19:00	0.501	10.52	0.91
23/05/2011 20:00	0.452	10.58	0.91
23/05/2011 21:00	0.409	10.54	0.91
23/05/2011 22:00	0.375	10.43	0.9
23/05/2011 23:00	0.359	10.53	0.9
24/05/2011 00:00	0.364	10.46	0.9
24/05/2011 01:00	0.385	10.43	0.9
24/05/2011 02:00	0.416	10.52	0.9
24/05/2011 03:00	0.457	10.46	0.9
24/05/2011 04:00	0.502	10.55	0.9
24/05/2011 05:00	0.544	10.45	0.9
24/05/2011 06:00	0.56	10.49	0.9
24/05/2011 07:00	0.545	10.6	0.9
24/05/2011 08:00	0.521	10.48	0.9
24/05/2011 09:00	0.504	10.58	0.9
24/05/2011 10:00	0.51	10.61	0.9
24/05/2011 11:00	0.529	10.56	0.9
24/05/2011 12:00	0.566	10.51	0.9
24/05/2011 13:00	0.601	10.6	0.9
24/05/2011 14:00	0.64	10.45	0.9
24/05/2011 15:00	0.684	10.56	0.9
24/05/2011 16:00	0.707	10.49	0.9
24/05/2011 17:00	0.716	10.53	0.9
24/05/2011 18:00	0.705	10.5	0.9
24/05/2011 19:00	0.686	10.57	0.9
24/05/2011 20:00	0.643	10.59	0.9
24/05/2011 21:00	0.588	10.56	0.9
24/05/2011 22:00	0.539	10.51	0.9
24/05/2011 23:00	0.501	10.55	0.9
25/05/2011 00:00	0.48	10.61	0.9
25/05/2011 01:00	0.48	10.59	0.9
25/05/2011 02:00	0.497	10.47	0.9
25/05/2011 03:00	0.528	10.55	0.9
25/05/2011 04:00	0.568	10.46	0.9
25/05/2011 05:00	0.603	10.44	0.9
25/05/2011 06:00	0.632	10.44	0.9
25/05/2011 07:00	0.63	10.44	0.9
25/05/2011 08:00	0.6	10.5	0.9
25/05/2011 09:00	0.567	10.47	0.9
25/05/2011 10:00	0.534	10.6	0.91
25/05/2011 11:00	0.505	10.6	0.91
25/05/2011 12:00	0.496	10.45	0.9
25/05/2011 13:00	0.499	10.47	0.9
25/05/2011 14:00	0.521	10.48	0.9
25/05/2011 15:00	0.547	10.46	0.9

25/05/2011 16:00	0.58	10.57	0.91
25/05/2011 17:00	0.603	10.55	0.91
25/05/2011 18:00	0.616	10.47	0.9
25/05/2011 19:00	0.622	10.57	0.91
25/05/2011 20:00	0.593	10.56	0.91
25/05/2011 21:00	0.549	10.53	0.91
25/05/2011 22:00	0.505	10.6	0.91
25/05/2011 23:00	0.463	10.52	0.91
26/05/2011 00:00	0.435	10.48	0.91
26/05/2011 01:00	0.421	10.48	0.91
26/05/2011 02:00	0.423	10.48	0.9
26/05/2011 03:00	0.446	10.59	0.91
26/05/2011 04:00	0.481	10.49	0.9
26/05/2011 05:00	0.522	10.55	0.91
26/05/2011 06:00	0.565	10.56	0.91
26/05/2011 07:00	0.603	10.49	0.9
26/05/2011 08:00	0.611	10.5	0.9
26/05/2011 09:00	0.584	10.47	0.9
26/05/2011 10:00	0.558	10.5	0.9
26/05/2011 11:00	0.534	10.43	0.9
26/05/2011 12:00	0.512	10.56	0.91
26/05/2011 13:00	0.503	10.47	0.9
26/05/2011 14:00	0.515	10.47	0.9
26/05/2011 15:00	0.532	10.62	0.91
26/05/2011 16:00	0.576	10.51	0.9
26/05/2011 17:00	0.606	10.47	0.9
26/05/2011 18:00	0.63	10.55	0.9
26/05/2011 19:00	0.651	10.53	0.9
26/05/2011 20:00	0.654	10.51	0.9
26/05/2011 21:00	0.628	10.61	0.9
26/05/2011 22:00	0.59	10.59	0.9
26/05/2011 23:00	0.553	10.49	0.9
27/05/2011 00:00	0.511	10.62	0.9
27/05/2011 01:00	0.49	10.52	0.9
27/05/2011 02:00	0.476	10.51	0.9
27/05/2011 03:00	0.491	10.51	0.9
27/05/2011 04:00	0.522	10.47	0.9
27/05/2011 05:00	0.558	10.51	0.9
27/05/2011 06:00	0.595	10.56	0.9
27/05/2011 07:00	0.631	10.51	0.9
27/05/2011 08:00	0.654	10.53	0.9
27/05/2011 09:00	0.664	10.48	0.9
27/05/2011 10:00	0.644	10.55	0.9
27/05/2011 11:00	0.615	10.49	0.9
27/05/2011 12:00	0.584	10.56	0.9
27/05/2011 13:00	0.548	10.49	0.9
27/05/2011 14:00	0.528	10.55	0.9
27/05/2011 15:00	0.52	10.59	0.9
27/05/2011 16:00	0.534	10.6	0.9
27/05/2011 17:00	0.563	10.49	0.9
27/05/2011 18:00	0.592	10.57	0.9
27/05/2011 19:00	0.613	10.57	0.9
27/05/2011 20:00	0.631	10.63	0.9
27/05/2011 21:00	0.628	10.49	0.9
27/05/2011 22:00	0.601	10.62	0.91
27/05/2011 23:00	0.563	10.49	0.9
28/05/2011 00:00	0.52	10.57	0.9
28/05/2011 01:00	0.475	10.5	0.9
28/05/2011 02:00	0.444	10.51	0.9

28/05/2011 03:00	0.431	10.51	0.9
28/05/2011 04:00	0.427	10.56	0.9
28/05/2011 05:00	0.447	10.56	0.9
28/05/2011 06:00	0.477	10.49	0.9
28/05/2011 07:00	0.511	10.51	0.9
28/05/2011 08:00	0.546	10.54	0.9
28/05/2011 09:00	0.578	10.63	0.9
28/05/2011 10:00	0.577	10.58	0.9
28/05/2011 11:00	0.553	10.63	0.9
28/05/2011 12:00	0.524	10.6	0.9
28/05/2011 13:00	0.496	10.64	0.9
28/05/2011 14:00	0.476	10.52	0.9
28/05/2011 15:00	0.467	10.49	0.9
28/05/2011 16:00	0.481	10.54	0.9
28/05/2011 17:00	0.506	10.5	0.9
28/05/2011 18:00	0.537	10.58	0.9
28/05/2011 19:00	0.581	10.49	0.9
28/05/2011 20:00	0.619	10.59	0.9
28/05/2011 21:00	0.647	10.57	0.9
28/05/2011 22:00	0.653	10.6	0.9
28/05/2011 23:00	0.632	10.57	0.9
29/05/2011 00:00	0.596	10.5	0.9
29/05/2011 01:00	0.56	10.49	0.9
29/05/2011 02:00	0.522	10.61	0.9
29/05/2011 03:00	0.49	10.62	0.9
29/05/2011 04:00	0.48	10.63	0.9
29/05/2011 05:00	0.492	10.63	0.9
29/05/2011 06:00	0.514	10.61	0.9
29/05/2011 07:00	0.549	10.53	0.9
29/05/2011 08:00	0.582	10.65	0.9
29/05/2011 09:00	0.615	10.63	0.9
29/05/2011 10:00	0.638	10.62	0.9
29/05/2011 11:00	0.631	10.53	0.9
29/05/2011 12:00	0.605	10.57	0.9
29/05/2011 13:00	0.561	10.5	0.9
29/05/2011 14:00	0.527	10.61	0.9
29/05/2011 15:00	0.487	10.5	0.9
29/05/2011 16:00	0.478	10.62	0.9
29/05/2011 17:00	0.486	10.53	0.9
29/05/2011 18:00	0.504	10.66	0.9
29/05/2011 19:00	0.538	10.53	0.9
29/05/2011 20:00	0.574	10.49	0.9
29/05/2011 21:00	0.612	10.51	0.9
29/05/2011 22:00	0.629	10.62	0.9
29/05/2011 23:00	0.634	10.58	0.9
30/05/2011 00:00	0.603	10.53	0.9
30/05/2011 01:00	0.562	10.54	0.9
30/05/2011 02:00	0.521	10.59	0.9
30/05/2011 03:00	0.487	10.5	0.9
30/05/2011 04:00	0.466	10.55	0.9
30/05/2011 05:00	0.463	10.59	0.9
30/05/2011 06:00	0.491	10.55	0.9
30/05/2011 07:00	0.521	10.51	0.9
30/05/2011 08:00	0.563	10.54	0.9
30/05/2011 09:00	0.603	10.56	0.9
30/05/2011 10:00	0.639	10.56	0.9
30/05/2011 11:00	0.651	10.51	0.9
30/05/2011 12:00	0.648	10.6	0.9
30/05/2011 13:00	0.608	10.6	0.9

30/05/2011 14:00	0.569	10.63	0.9
30/05/2011 15:00	0.53	10.61	0.9
30/05/2011 16:00	0.499	10.62	0.9
30/05/2011 17:00	0.494	10.62	0.9
30/05/2011 18:00	0.516	10.54	0.9
30/05/2011 19:00	0.541	10.54	0.9
30/05/2011 20:00	0.579	10.56	0.9
30/05/2011 21:00	0.62	10.54	0.9
30/05/2011 22:00	0.655	10.65	0.9
30/05/2011 23:00	0.671	10.64	0.9
31/05/2011 00:00	0.664	10.65	0.9
31/05/2011 01:00	0.628	10.61	0.9
31/05/2011 02:00	0.582	10.51	0.9
31/05/2011 03:00	0.535	10.63	0.9
31/05/2011 04:00	0.497	10.61	0.9
31/05/2011 05:00	0.474	10.64	0.9
31/05/2011 06:00	0.482	10.62	0.9
31/05/2011 07:00	0.509	10.64	0.9
31/05/2011 08:00	0.541	10.54	0.9
31/05/2011 09:00	0.584	10.53	0.9
31/05/2011 10:00	0.619	10.52	0.9
31/05/2011 11:00	0.648	10.63	0.9
31/05/2011 12:00	0.656	10.58	0.9
31/05/2011 13:00	0.639	10.65	0.9
31/05/2011 14:00	0.602	10.53	0.9
31/05/2011 15:00	0.562	10.51	0.9
31/05/2011 16:00	0.518	10.54	0.9
31/05/2011 17:00	0.487	10.6	0.9
31/05/2011 18:00	0.495	10.61	0.9
31/05/2011 19:00	0.514	10.63	0.9
31/05/2011 20:00	0.544	10.51	0.9
31/05/2011 21:00	0.581	10.59	0.9
31/05/2011 22:00	0.621	10.55	0.9
31/05/2011 23:00	0.644	10.64	0.9
01/06/2011 00:00	0.653	10.61	0.9
01/06/2011 01:00	0.632	10.54	0.9
01/06/2011 02:00	0.585	10.56	0.9
01/06/2011 03:00	0.535	10.55	0.9
01/06/2011 04:00	0.491	10.54	0.9
01/06/2011 05:00	0.451	10.54	0.9
01/06/2011 06:00	0.438	10.6	0.9
01/06/2011 07:00	0.447	10.57	0.9
01/06/2011 08:00	0.479	10.52	0.9
01/06/2011 09:00	0.516	10.62	0.9
01/06/2011 10:00	0.556	10.63	0.9
01/06/2011 11:00	0.595	10.65	0.9
01/06/2011 12:00	0.617	10.57	0.9
01/06/2011 13:00	0.614	10.52	0.9
01/06/2011 14:00	0.572	10.53	0.9
01/06/2011 15:00	0.52	10.64	0.9
01/06/2011 16:00	0.474	10.63	0.9
01/06/2011 17:00	0.428	10.65	0.9
01/06/2011 18:00	0.405	10.55	0.9
01/06/2011 19:00	0.426	10.53	0.9
01/06/2011 20:00	0.459	10.52	0.9
01/06/2011 21:00	0.495	10.54	0.9
01/06/2011 22:00	0.54	10.54	0.9
01/06/2011 23:00	0.584	10.64	0.9
02/06/2011 00:00	0.617	10.53	0.9

02/06/2011 01:00	0.633	10.59	0.9
02/06/2011 02:00	0.609	10.53	0.9
02/06/2011 03:00	0.557	10.58	0.9
02/06/2011 04:00	0.517	10.5	0.9
02/06/2011 05:00	0.475	10.55	0.9
02/06/2011 06:00	0.45	10.64	0.9
02/06/2011 07:00	0.464	10.61	0.9
02/06/2011 08:00	0.484	10.52	0.9
02/06/2011 09:00	0.52	10.58	0.9
02/06/2011 10:00	0.567	10.56	0.9
02/06/2011 11:00	0.608	10.64	0.9
02/06/2011 12:00	0.635	10.58	0.9
02/06/2011 13:00	0.641	10.66	0.9
02/06/2011 14:00	0.623	10.53	0.9
02/06/2011 15:00	0.574	10.6	0.9
02/06/2011 16:00	0.52	10.53	0.9
02/06/2011 17:00	0.47	10.58	0.9
02/06/2011 18:00	0.432	10.56	0.9
02/06/2011 19:00	0.429	10.62	0.9
02/06/2011 20:00	0.458	10.54	0.9
02/06/2011 21:00	0.495	10.69	0.9
02/06/2011 22:00	0.536	10.65	0.9
02/06/2011 23:00	0.58	10.58	0.9
03/06/2011 00:00	0.618	10.56	0.9
03/06/2011 01:00	0.639	10.51	0.9
03/06/2011 02:00	0.636	10.66	0.9
03/06/2011 03:00	0.598	10.65	0.9
03/06/2011 04:00	0.548	10.64	0.9
03/06/2011 05:00	0.501	10.62	0.9
03/06/2011 06:00	0.458	10.6	0.9
03/06/2011 07:00	0.442	10.67	0.9
03/06/2011 08:00	0.468	10.61	0.9
03/06/2011 09:00	0.502	10.59	0.9
03/06/2011 10:00	0.537	10.61	0.9
03/06/2011 11:00	0.581	10.63	0.9
03/06/2011 12:00	0.608	10.53	0.9
03/06/2011 13:00	0.622	10.53	0.9
03/06/2011 14:00	0.628	10.56	0.9
03/06/2011 15:00	0.595	10.56	0.9
03/06/2011 16:00	0.546	10.52	0.9
03/06/2011 17:00	0.492	10.51	0.9
03/06/2011 18:00	0.446	10.58	0.9
03/06/2011 19:00	0.416	10.56	0.9
03/06/2011 20:00	0.426	10.56	0.9
03/06/2011 21:00	0.461	10.6	0.9
03/06/2011 22:00	0.498	10.65	0.9
03/06/2011 23:00	0.543	10.65	0.9
04/06/2011 00:00	0.583	10.58	0.9
04/06/2011 01:00	0.62	10.65	0.9
04/06/2011 02:00	0.638	10.56	0.9
04/06/2011 03:00	0.625	10.59	0.9
04/06/2011 04:00	0.583	10.54	0.9
04/06/2011 05:00	0.534	10.56	0.9
04/06/2011 06:00	0.489	10.63	0.9
04/06/2011 07:00	0.449	10.7	0.9
04/06/2011 08:00	0.462	10.64	0.9
04/06/2011 09:00	0.494	10.59	0.9
04/06/2011 10:00	0.531	10.54	0.9
04/06/2011 11:00	0.579	10.56	0.9

04/06/2011 12:00	0.63	10.63	0.9
04/06/2011 13:00	0.661	10.58	0.9
04/06/2011 14:00	0.679	10.59	0.9
04/06/2011 15:00	0.672	10.6	0.9
04/06/2011 16:00	0.635	10.55	0.9
04/06/2011 17:00	0.58	10.71	0.9
04/06/2011 18:00	0.53	10.66	0.9
04/06/2011 19:00	0.488	10.55	0.9
04/06/2011 20:00	0.468	10.56	0.9
04/06/2011 21:00	0.487	10.58	0.9
04/06/2011 22:00	0.523	10.58	0.9
04/06/2011 23:00	0.562	10.58	0.9
05/06/2011 00:00	0.608	10.57	0.9
05/06/2011 01:00	0.651	10.59	0.9
05/06/2011 02:00	0.677	10.58	0.9
05/06/2011 03:00	0.69	10.59	0.9
05/06/2011 04:00	0.66	10.59	0.9
05/06/2011 05:00	0.615	10.54	0.9
05/06/2011 06:00	0.563	10.54	0.9
05/06/2011 07:00	0.516	10.58	0.9
05/06/2011 08:00	0.492	10.57	0.9
05/06/2011 09:00	0.51	10.6	0.9
05/06/2011 10:00	0.549	10.55	0.9
05/06/2011 11:00	0.584	10.61	0.9
05/06/2011 12:00	0.629	10.54	0.9
05/06/2011 13:00	0.662	10.55	0.9
05/06/2011 14:00	0.686	10.68	0.9
05/06/2011 15:00	0.686	10.57	0.9
05/06/2011 16:00	0.668	10.58	0.9
05/06/2011 17:00	0.62	10.69	0.9
05/06/2011 18:00	0.568	10.66	0.91
05/06/2011 19:00	0.514	10.67	0.91
05/06/2011 20:00	0.478	10.57	0.9
05/06/2011 21:00	0.47	10.58	0.9
05/06/2011 22:00	0.497	10.55	0.9
05/06/2011 23:00	0.531	10.59	0.9
06/06/2011 00:00	0.575	10.65	0.91
06/06/2011 01:00	0.623	10.56	0.9
06/06/2011 02:00	0.662	10.66	0.91
06/06/2011 03:00	0.692	10.66	0.91
06/06/2011 04:00	0.689	10.7	0.91
06/06/2011 05:00	0.652	10.68	0.91
06/06/2011 06:00	0.6	10.62	0.9
06/06/2011 07:00	0.558	10.65	0.91
06/06/2011 08:00	0.517	10.71	0.91
06/06/2011 09:00	0.511	10.69	0.91
06/06/2011 10:00	0.534	10.59	0.91
06/06/2011 11:00	0.569	10.65	0.91
06/06/2011 12:00	0.608	10.61	0.91
06/06/2011 13:00	0.652	10.61	0.91
06/06/2011 14:00	0.692	10.57	0.9
06/06/2011 15:00	0.699	10.58	0.9
06/06/2011 16:00	0.697	10.58	0.9
06/06/2011 17:00	0.654	10.63	0.91
06/06/2011 18:00	0.598	10.64	0.91
06/06/2011 19:00	0.551	10.7	0.91
06/06/2011 20:00	0.509	10.57	0.91
06/06/2011 21:00	0.475	10.58	0.91
06/06/2011 22:00	0.476	10.57	0.91

06/06/2011 23:00	0.501	10.59	0.91
07/06/2011 00:00	0.539	10.64	0.91
07/06/2011 01:00	0.585	10.66	0.91
07/06/2011 02:00	0.636	10.63	0.91
07/06/2011 03:00	0.674	10.58	0.9
07/06/2011 04:00	0.699	10.58	0.9
07/06/2011 05:00	0.687	10.57	0.9
07/06/2011 06:00	0.642	10.59	0.9
07/06/2011 07:00	0.593	10.57	0.9
07/06/2011 08:00	0.555	10.67	0.91
07/06/2011 09:00	0.513	10.67	0.91
07/06/2011 10:00	0.51	10.56	0.91
07/06/2011 11:00	0.531	10.58	0.91
07/06/2011 12:00	0.565	10.66	0.91
07/06/2011 13:00	0.607	10.61	0.91
07/06/2011 14:00	0.65	10.64	0.91
07/06/2011 15:00	0.674	10.67	0.91
07/06/2011 16:00	0.684	10.68	0.91
07/06/2011 17:00	0.671	10.66	0.91
07/06/2011 18:00	0.63	10.67	0.91
07/06/2011 19:00	0.586	10.65	0.91
07/06/2011 20:00	0.534	10.66	0.91
07/06/2011 21:00	0.488	10.56	0.91
07/06/2011 22:00	0.46	10.62	0.91
07/06/2011 23:00	0.46	10.59	0.91
08/06/2011 00:00	0.488	10.59	0.91
08/06/2011 01:00	0.524	10.65	0.91
08/06/2011 02:00	0.57	10.61	0.9
08/06/2011 03:00	0.611	10.59	0.9
08/06/2011 04:00	0.656	10.6	0.9
08/06/2011 05:00	0.674	10.57	0.9
08/06/2011 06:00	0.653	10.66	0.91
08/06/2011 07:00	0.601	10.68	0.91
08/06/2011 08:00	0.557	10.54	0.9
08/06/2011 09:00	0.515	10.57	0.9
08/06/2011 10:00	0.487	10.6	0.9
08/06/2011 11:00	0.494	10.59	0.9
08/06/2011 12:00	0.52	10.6	0.9
08/06/2011 13:00	0.562	10.62	0.9
08/06/2011 14:00	0.593	10.62	0.9
08/06/2011 15:00	0.632	10.71	0.91
08/06/2011 16:00	0.654	10.62	0.9
08/06/2011 17:00	0.665	10.62	0.9
08/06/2011 18:00	0.642	10.6	0.9
08/06/2011 19:00	0.599	10.58	0.9
08/06/2011 20:00	0.552	10.59	0.9
08/06/2011 21:00	0.5	10.58	0.9
08/06/2011 22:00	0.455	10.7	0.91
08/06/2011 23:00	0.431	10.58	0.9
09/06/2011 00:00	0.435	10.59	0.9
09/06/2011 01:00	0.458	10.63	0.9
09/06/2011 02:00	0.496	10.58	0.9
09/06/2011 03:00	0.543	10.6	0.9
09/06/2011 04:00	0.59	10.59	0.9
09/06/2011 05:00	0.633	10.63	0.9
09/06/2011 06:00	0.645	10.65	0.9
09/06/2011 07:00	0.618	10.66	0.9
09/06/2011 08:00	0.575	10.61	0.9
09/06/2011 09:00	0.538	10.67	0.9

09/06/2011 10:00	0.502	10.6	0.9
09/06/2011 11:00	0.48	10.57	0.9
09/06/2011 12:00	0.482	10.61	0.9
09/06/2011 13:00	0.512	10.61	0.9
09/06/2011 14:00	0.543	10.63	0.9
09/06/2011 15:00	0.585	10.62	0.9
09/06/2011 16:00	0.622	10.6	0.9
09/06/2011 17:00	0.649	10.6	0.9
09/06/2011 18:00	0.653	10.59	0.9
09/06/2011 19:00	0.635	10.61	0.9
09/06/2011 20:00	0.595	10.6	0.9
09/06/2011 21:00	0.546	10.59	0.9
09/06/2011 22:00	0.494	10.58	0.9
09/06/2011 23:00	0.453	10.6	0.9
10/06/2011 00:00	0.429	10.63	0.9
10/06/2011 01:00	0.43	10.6	0.9
10/06/2011 02:00	0.454	10.62	0.9
10/06/2011 03:00	0.499	10.67	0.9
10/06/2011 04:00	0.537	10.6	0.9
10/06/2011 05:00	0.584	10.62	0.9
10/06/2011 06:00	0.63	10.61	0.9
10/06/2011 07:00	0.643	10.71	0.9
10/06/2011 08:00	0.619	10.6	0.9
10/06/2011 09:00	0.586	10.69	0.9
10/06/2011 10:00	0.552	10.58	0.9
10/06/2011 11:00	0.517	10.62	0.9
10/06/2011 12:00	0.495	10.59	0.9
10/06/2011 13:00	0.493	10.61	0.9
10/06/2011 14:00	0.512	10.62	0.9
10/06/2011 15:00	0.537	10.62	0.9
10/06/2011 16:00	0.576	10.63	0.9
10/06/2011 17:00	0.616	10.64	0.9
10/06/2011 18:00	0.643	10.61	0.9
10/06/2011 19:00	0.65	10.61	0.9
10/06/2011 20:00	0.638	10.62	0.9
10/06/2011 21:00	0.601	10.6	0.9
10/06/2011 22:00	0.557	10.58	0.9
10/06/2011 23:00	0.509	10.61	0.9
11/06/2011 00:00	0.468	10.59	0.9
11/06/2011 01:00	0.44	10.61	0.9
11/06/2011 02:00	0.437	10.6	0.9
11/06/2011 03:00	0.458	10.61	0.9
11/06/2011 04:00	0.495	10.65	0.9
11/06/2011 05:00	0.536	10.6	0.9
11/06/2011 06:00	0.58	10.64	0.9
11/06/2011 07:00	0.621	10.6	0.9
11/06/2011 08:00	0.643	10.61	0.9
11/06/2011 09:00	0.634	10.59	0.9
11/06/2011 10:00	0.596	10.62	0.9
11/06/2011 11:00	0.554	10.6	0.9
11/06/2011 12:00	0.514	10.59	0.9
11/06/2011 13:00	0.489	10.61	0.9
11/06/2011 14:00	0.481	10.63	0.9
11/06/2011 15:00	0.503	10.65	0.9
11/06/2011 16:00	0.527	10.64	0.9
11/06/2011 17:00	0.563	10.65	0.9
11/06/2011 18:00	0.608	10.61	0.9
11/06/2011 19:00	0.644	10.61	0.9
11/06/2011 20:00	0.653	10.65	0.9

11/06/2011 21:00	0.647	10.61	0.9
11/06/2011 22:00	0.609	10.62	0.9
11/06/2011 23:00	0.564	10.63	0.9
12/06/2011 00:00	0.513	10.6	0.9
12/06/2011 01:00	0.473	10.59	0.9
12/06/2011 02:00	0.438	10.62	0.9
12/06/2011 03:00	0.437	10.63	0.9
12/06/2011 04:00	0.462	10.61	0.9
12/06/2011 05:00	0.498	10.74	0.9
12/06/2011 06:00	0.538	10.73	0.9
12/06/2011 07:00	0.573	10.63	0.9
12/06/2011 08:00	0.607	10.63	0.9
12/06/2011 09:00	0.626	10.64	0.9
12/06/2011 10:00	0.619	10.65	0.9
12/06/2011 11:00	0.587	10.6	0.9
12/06/2011 12:00	0.548	10.64	0.9
12/06/2011 13:00	0.515	10.61	0.9
12/06/2011 14:00	0.481	10.63	0.9
12/06/2011 15:00	0.472	10.6	0.9
12/06/2011 16:00	0.492	10.59	0.9
12/06/2011 17:00	0.521	10.63	0.9
12/06/2011 18:00	0.565	10.64	0.9
12/06/2011 19:00	0.611	10.66	0.9
12/06/2011 20:00	0.643	10.69	0.9
12/06/2011 21:00	0.659	10.67	0.9
12/06/2011 22:00	0.653	10.75	0.9
12/06/2011 23:00	0.618	10.67	0.9
13/06/2011 00:00	0.565	10.73	0.9
13/06/2011 01:00	0.52	10.68	0.9
13/06/2011 02:00	0.468	10.6	0.9
13/06/2011 03:00	0.433	10.61	0.9
13/06/2011 04:00	0.425	10.61	0.9
13/06/2011 05:00	0.442	10.66	0.9
13/06/2011 06:00	0.472	10.65	0.9
13/06/2011 07:00	0.518	10.61	0.9
13/06/2011 08:00	0.567	10.64	0.9
13/06/2011 09:00	0.61	10.68	0.9
13/06/2011 10:00	0.632	10.64	0.9
13/06/2011 11:00	0.616	10.67	0.9
13/06/2011 12:00	0.576	10.63	0.9
13/06/2011 13:00	0.536	10.68	0.9
13/06/2011 14:00	0.49	10.63	0.9
13/06/2011 15:00	0.456	10.62	0.9
13/06/2011 16:00	0.444	10.64	0.9
13/06/2011 17:00	0.463	10.65	0.9
13/06/2011 18:00	0.494	10.68	0.9
13/06/2011 19:00	0.548	10.63	0.9
13/06/2011 20:00	0.605	10.64	0.9
13/06/2011 21:00	0.645	10.65	0.9
13/06/2011 22:00	0.67	10.66	0.9
13/06/2011 23:00	0.671	10.62	0.9
14/06/2011 00:00	0.636	10.62	0.9
14/06/2011 01:00	0.588	10.64	0.9
14/06/2011 02:00	0.54	10.68	0.9
14/06/2011 03:00	0.494	10.62	0.9
14/06/2011 04:00	0.463	10.64	0.9
14/06/2011 05:00	0.461	10.73	0.9
14/06/2011 06:00	0.492	10.62	0.9
14/06/2011 07:00	0.527	10.65	0.9

14/06/2011 08:00	0.564	10.65	0.9
14/06/2011 09:00	0.613	10.69	0.9
14/06/2011 10:00	0.644	10.63	0.9
14/06/2011 11:00	0.657	10.62	0.9
14/06/2011 12:00	0.648	10.64	0.9
14/06/2011 13:00	0.606	10.63	0.9
14/06/2011 14:00	0.555	10.69	0.9
14/06/2011 15:00	0.507	10.62	0.9
14/06/2011 16:00	0.469	10.65	0.9
14/06/2011 17:00	0.453	10.65	0.9
14/06/2011 18:00	0.476	10.66	0.9
14/06/2011 19:00	0.519	10.63	0.9
14/06/2011 20:00	0.569	10.61	0.9
14/06/2011 21:00	0.615	10.67	0.9
14/06/2011 22:00	0.654	10.67	0.9
14/06/2011 23:00	0.675	10.73	0.9
15/06/2011 00:00	0.675	10.7	0.9
15/06/2011 01:00	0.643	10.64	0.9
15/06/2011 02:00	0.587	10.64	0.9
15/06/2011 03:00	0.532	10.63	0.9
15/06/2011 04:00	0.485	10.63	0.9
15/06/2011 05:00	0.452	10.61	0.9
15/06/2011 06:00	0.454	10.68	0.9
15/06/2011 07:00	0.487	10.64	0.9
15/06/2011 08:00	0.521	10.69	0.9
15/06/2011 09:00	0.562	10.71	0.9
15/06/2011 10:00	0.604	10.69	0.9
15/06/2011 11:00	0.632	10.66	0.9
15/06/2011 12:00	0.646	10.73	0.9
15/06/2011 13:00	0.626	10.62	0.9
15/06/2011 14:00	0.579	10.62	0.9
15/06/2011 15:00	0.532	10.72	0.9
15/06/2011 16:00	0.481	10.76	0.9
15/06/2011 17:00	0.443	10.75	0.9
15/06/2011 18:00	0.429	10.74	0.9
15/06/2011 19:00	0.468	10.68	0.9
15/06/2011 20:00	0.509	10.64	0.9
15/06/2011 21:00	0.559	10.65	0.9
15/06/2011 22:00	0.612	10.65	0.9
15/06/2011 23:00	0.66	10.65	0.9
16/06/2011 00:00	0.683	10.73	0.9
16/06/2011 01:00	0.685	10.65	0.9
16/06/2011 02:00	0.645	10.63	0.9
16/06/2011 03:00	0.59	10.64	0.9
16/06/2011 04:00	0.542	10.68	0.9
16/06/2011 05:00	0.492	10.7	0.9
16/06/2011 06:00	0.473	10.72	0.9
16/06/2011 07:00	0.496	10.66	0.9
16/06/2011 08:00	0.523	10.72	0.9
16/06/2011 09:00	0.562	10.66	0.9
16/06/2011 10:00	0.614	10.65	0.9
16/06/2011 11:00	0.66	10.69	0.9
16/06/2011 12:00	0.689	10.64	0.9
16/06/2011 13:00	0.699	10.68	0.9
16/06/2011 14:00	0.677	10.63	0.9
16/06/2011 15:00	0.624	10.63	0.9
16/06/2011 16:00	0.562	10.65	0.9
16/06/2011 17:00	0.508	10.65	0.9
16/06/2011 18:00	0.461	10.65	0.9

16/06/2011 19:00	0.469	10.65	0.9
16/06/2011 20:00	0.504	10.64	0.9
16/06/2011 21:00	0.545	10.65	0.9
16/06/2011 22:00	0.587	10.7	0.9
16/06/2011 23:00	0.645	10.65	0.9
17/06/2011 00:00	0.687	10.66	0.9
17/06/2011 01:00	0.711	10.65	0.9
17/06/2011 02:00	0.697	10.65	0.9
17/06/2011 03:00	0.649	10.65	0.9
17/06/2011 04:00	0.596	10.69	0.9
17/06/2011 05:00	0.547	10.65	0.9
17/06/2011 06:00	0.501	10.69	0.9
17/06/2011 07:00	0.483	10.64	0.9
17/06/2011 08:00	0.505	10.66	0.9
17/06/2011 09:00	0.544	10.65	0.9
17/06/2011 10:00	0.593	10.65	0.9
17/06/2011 11:00	0.648	10.72	0.91
17/06/2011 12:00	0.687	10.7	0.9
17/06/2011 13:00	0.695	10.76	0.91
17/06/2011 14:00	0.697	10.65	0.9
17/06/2011 15:00	0.664	10.65	0.9
17/06/2011 16:00	0.616	10.65	0.9
17/06/2011 17:00	0.556	10.68	0.91
17/06/2011 18:00	0.51	10.65	0.91
17/06/2011 19:00	0.468	10.65	0.91
17/06/2011 20:00	0.472	10.73	0.91
17/06/2011 21:00	0.507	10.72	0.91
17/06/2011 22:00	0.553	10.68	0.91
17/06/2011 23:00	0.615	10.67	0.91
18/06/2011 00:00	0.667	10.67	0.91
18/06/2011 01:00	0.718	10.7	0.91
18/06/2011 02:00	0.741	10.67	0.91
18/06/2011 03:00	0.722	10.66	0.91
18/06/2011 04:00	0.665	10.69	0.91
18/06/2011 05:00	0.615	10.69	0.91
18/06/2011 06:00	0.566	10.66	0.91
18/06/2011 07:00	0.526	10.68	0.91
18/06/2011 08:00	0.532	10.69	0.91
18/06/2011 09:00	0.563	10.68	0.91
18/06/2011 10:00	0.597	10.66	0.91
18/06/2011 11:00	0.639	10.66	0.91
18/06/2011 12:00	0.696	10.64	0.91
18/06/2011 13:00	0.74	10.68	0.91
18/06/2011 14:00	0.74	10.69	0.91
18/06/2011 15:00	0.722	10.67	0.91
18/06/2011 16:00	0.669	10.68	0.91
18/06/2011 17:00	0.611	10.67	0.91
18/06/2011 18:00	0.563	10.77	0.91
18/06/2011 19:00	0.517	10.67	0.91
18/06/2011 20:00	0.492	10.68	0.91
18/06/2011 21:00	0.51	10.68	0.91
18/06/2011 22:00	0.545	10.71	0.91
18/06/2011 23:00	0.589	10.69	0.91
19/06/2011 00:00	0.639	10.67	0.91
19/06/2011 01:00	0.695	10.75	0.91
19/06/2011 02:00	0.736	10.65	0.91
19/06/2011 03:00	0.75	10.69	0.91
19/06/2011 04:00	0.715	10.72	0.91
19/06/2011 05:00	0.67	10.64	0.91

19/06/2011 06:00	0.628	10.69	0.91
19/06/2011 07:00	0.582	10.69	0.91
19/06/2011 08:00	0.558	10.77	0.91
19/06/2011 09:00	0.573	10.71	0.91
19/06/2011 10:00	0.604	10.7	0.91
19/06/2011 11:00	0.649	10.67	0.91
19/06/2011 12:00	0.701	10.69	0.91
19/06/2011 13:00	0.741	10.67	0.91
19/06/2011 14:00	0.761	10.67	0.91
19/06/2011 15:00	0.759	10.69	0.91
19/06/2011 16:00	0.725	10.7	0.91
19/06/2011 17:00	0.678	10.65	0.91
19/06/2011 18:00	0.613	10.69	0.91
19/06/2011 19:00	0.558	10.67	0.91
19/06/2011 20:00	0.514	10.67	0.91
19/06/2011 21:00	0.496	10.69	0.91
19/06/2011 22:00	0.518	10.72	0.91
19/06/2011 23:00	0.549	10.77	0.91
20/06/2011 00:00	0.591	10.68	0.91
20/06/2011 01:00	0.642	10.67	0.91
20/06/2011 02:00	0.684	10.68	0.91
20/06/2011 03:00	0.719	10.67	0.91
20/06/2011 04:00	0.721	10.66	0.91
20/06/2011 05:00	0.681	10.67	0.91
20/06/2011 06:00	0.631	10.68	0.91
20/06/2011 07:00	0.58	10.7	0.91
20/06/2011 08:00	0.533	10.7	0.91
20/06/2011 09:00	0.521	10.7	0.91
20/06/2011 10:00	0.549	10.72	0.91
20/06/2011 11:00	0.593	10.7	0.91
20/06/2011 12:00	0.637	10.69	0.91
20/06/2011 13:00	0.686	10.74	0.91
20/06/2011 14:00	0.726	10.67	0.91
20/06/2011 15:00	0.734	10.71	0.91
20/06/2011 16:00	0.731	10.66	0.91
20/06/2011 17:00	0.702	10.69	0.91
20/06/2011 18:00	0.646	10.68	0.91
20/06/2011 19:00	0.596	10.68	0.91
20/06/2011 20:00	0.542	10.66	0.91
20/06/2011 21:00	0.501	10.67	0.91
20/06/2011 22:00	0.491	10.68	0.91
20/06/2011 23:00	0.513	10.69	0.91
21/06/2011 00:00	0.544	10.69	0.91
21/06/2011 01:00	0.588	10.68	0.91
21/06/2011 02:00	0.636	10.68	0.91
21/06/2011 03:00	0.683	10.66	0.91
21/06/2011 04:00	0.714	10.67	0.91
21/06/2011 05:00	0.704	10.69	0.91
21/06/2011 06:00	0.662	10.71	0.91
21/06/2011 07:00	0.612	10.7	0.91
21/06/2011 08:00	0.57	10.69	0.91
21/06/2011 09:00	0.537	10.68	0.91
21/06/2011 10:00	0.531	10.67	0.91
21/06/2011 11:00	0.561	10.69	0.92
21/06/2011 12:00	0.594	10.66	0.91
21/06/2011 13:00	0.638	10.69	0.91
21/06/2011 14:00	0.687	10.67	0.91
21/06/2011 15:00	0.72	10.68	0.91
21/06/2011 16:00	0.723	10.69	0.91

21/06/2011 17:00	0.705	10.67	0.91
21/06/2011 18:00	0.666	10.66	0.91
21/06/2011 19:00	0.614	10.65	0.91
21/06/2011 20:00	0.564	10.66	0.91
21/06/2011 21:00	0.517	10.68	0.91
21/06/2011 22:00	0.492	10.67	0.91
21/06/2011 23:00	0.492	10.68	0.91
22/06/2011 00:00	0.514	10.67	0.91
22/06/2011 01:00	0.548	10.67	0.91
22/06/2011 02:00	0.591	10.69	0.91
22/06/2011 03:00	0.634	10.68	0.91
22/06/2011 04:00	0.677	10.67	0.91
22/06/2011 05:00	0.698	10.72	0.91
22/06/2011 06:00	0.673	10.68	0.91
22/06/2011 07:00	0.632	10.68	0.91
22/06/2011 08:00	0.586	10.67	0.91
22/06/2011 09:00	0.55	10.67	0.91
22/06/2011 10:00	0.53	10.67	0.91
22/06/2011 11:00	0.541	10.68	0.91
22/06/2011 12:00	0.575	10.68	0.91
22/06/2011 13:00	0.611	10.68	0.91
22/06/2011 14:00	0.645	10.69	0.91
22/06/2011 15:00	0.691	10.7	0.91
22/06/2011 16:00	0.716	10.68	0.91
22/06/2011 17:00	0.72	10.69	0.91
22/06/2011 18:00	0.691	10.68	0.91
22/06/2011 19:00	0.654	10.68	0.91
22/06/2011 20:00	0.61	10.67	0.91
22/06/2011 21:00	0.563	10.67	0.91
22/06/2011 22:00	0.532	10.69	0.91
22/06/2011 23:00	0.514	10.68	0.91
23/06/2011 00:00	0.519	10.69	0.91
23/06/2011 01:00	0.542	10.7	0.91
23/06/2011 02:00	0.581	10.7	0.9
23/06/2011 03:00	0.622	10.67	0.9
23/06/2011 04:00	0.665	10.69	0.9
23/06/2011 05:00	0.703	10.68	0.9
23/06/2011 06:00	0.706	10.68	0.9
23/06/2011 07:00	0.677	10.68	0.9
23/06/2011 08:00	0.638	10.71	0.9
23/06/2011 09:00	0.605	10.69	0.9
23/06/2011 10:00	0.568	10.69	0.9
23/06/2011 11:00	0.554	10.67	0.91
23/06/2011 12:00	0.574	10.69	0.91
23/06/2011 13:00	0.598	10.67	0.91
23/06/2011 14:00	0.641	10.69	0.9
23/06/2011 15:00	0.673	10.68	0.9
23/06/2011 16:00	0.701	10.69	0.9
23/06/2011 17:00	0.715	10.72	0.91

END OF DATA FILE OF DATALOGGER FOR WINDOWS

3_K4946_110715103928.CSV

Data file for DataLogger.

=====

COMPANY : <Company name>

COMP.STATUS: Done

DATE : 15/07/2011

TIME : 10:39:55

FILENAME : C:\Documents and Settings\All Users\Application Data\DiverOffice\Sizewell\CSV\pz2009_1

CREATED BY : SWS Diver-Office 4.0.76.0

===== BEGINNING OF DATA =====

[Logger settings]

Instrument type =CTD-Diver=17

Status =Started =0

Serial number =.00-K4988 317.

Instrument number =
=0

Location =pz2009_14

Sample period =M60

Sample method =T

Number of channels =3

[Channel 1]

Identification =WATER HEAD

Reference level =4.000 m

Range =17.500 m

Master level =1750 CMH2O

Altitude =0 m

[Channel 2]

Identification =TEMPERATURE

Reference level =-20.00 °C

Range =100.00 °C

[Channel 3]

Identification =1: CONDUCTIVITY

Reference level =0.00 mS/cm

Range =120.00 mS/cm

[Series settings]

Serial number =.00-K4988 317.

Instrument number =

Location =pz2009_14

Sample period =00 00:60:00 0

Sample method =T

Start date / time =00:00:06 09/04/11

End date / time =00:00:15 29/06/11

[Channel 1 from data header]

Identification =WATER HEAD

Reference level =4.000 m

Range =17.500 m

Master level =1750 CMH2O

Altitude =0 m

[Channel 2 from data header]

Identification =TEMPERATURE

Reference level =-20.00 °C

Range =100.00 °C

[Channel 3 from data header]

Identification =1: CONDUCTIVITY

Reference level =0.00 mS/cm
Range =120.00 mS/cm

[Data]

1954

Date/time	Water head[m]	Temperature[°C]	1:Conductivity[mS/cm]
09/04/2011 06:00	0.755	11.02	0.32
09/04/2011 07:00	0.732	10.99	0.32
09/04/2011 08:00	0.706	11.01	0.31
09/04/2011 09:00	0.692	11.02	0.31
09/04/2011 10:00	0.692	11.01	0.3
09/04/2011 11:00	0.703	10.99	0.3
09/04/2011 12:00	0.713	10.99	0.3
09/04/2011 13:00	0.728	10.98	0.31
09/04/2011 14:00	0.748	11.01	0.31
09/04/2011 15:00	0.762	11.04	0.31
09/04/2011 16:00	0.765	11.09	0.31
09/04/2011 17:00	0.761	11.04	0.31
09/04/2011 18:00	0.745	10.99	0.31
09/04/2011 19:00	0.725	10.99	0.31
09/04/2011 20:00	0.7	11.01	0.3
09/04/2011 21:00	0.687	11	0.3
09/04/2011 22:00	0.683	11	0.3
09/04/2011 23:00	0.694	11	0.3
10/04/2011 00:00	0.704	11	0.3
10/04/2011 01:00	0.719	10.99	0.3
10/04/2011 02:00	0.742	10.98	0.3
10/04/2011 03:00	0.754	10.99	0.31
10/04/2011 04:00	0.77	10.95	0.3
10/04/2011 05:00	0.763	11.05	0.31
10/04/2011 06:00	0.748	10.99	0.31
10/04/2011 07:00	0.724	10.97	0.31
10/04/2011 08:00	0.702	10.99	0.3
10/04/2011 09:00	0.679	11	0.3
10/04/2011 10:00	0.671	11	0.3
10/04/2011 11:00	0.677	10.99	0.3
10/04/2011 12:00	0.683	10.99	0.3
10/04/2011 13:00	0.701	10.98	0.3
10/04/2011 14:00	0.716	10.98	0.3
10/04/2011 15:00	0.738	10.97	0.3
10/04/2011 16:00	0.751	11.01	0.31
10/04/2011 17:00	0.753	11.06	0.31
10/04/2011 18:00	0.746	11.01	0.31
10/04/2011 19:00	0.731	11	0.31
10/04/2011 20:00	0.711	10.98	0.3
10/04/2011 21:00	0.689	11	0.3
10/04/2011 22:00	0.674	10.99	0.3
10/04/2011 23:00	0.677	10.99	0.3
11/04/2011 00:00	0.682	11	0.3
11/04/2011 01:00	0.692	10.99	0.3
11/04/2011 02:00	0.707	10.97	0.3
11/04/2011 03:00	0.724	10.99	0.3
11/04/2011 04:00	0.738	10.98	0.3
11/04/2011 05:00	0.754	11.05	0.31
11/04/2011 06:00	0.749	11.03	0.31
11/04/2011 07:00	0.739	10.98	0.31
11/04/2011 08:00	0.714	11	0.3
11/04/2011 09:00	0.696	11.01	0.3

11/04/2011 10:00	0.677	10.98	0.3
11/04/2011 11:00	0.673	10.98	0.3
11/04/2011 12:00	0.677	10.99	0.3
11/04/2011 13:00	0.69	10.97	0.3
11/04/2011 14:00	0.702	10.98	0.3
11/04/2011 15:00	0.723	11	0.3
11/04/2011 16:00	0.741	10.94	0.3
11/04/2011 17:00	0.756	10.94	0.3
11/04/2011 18:00	0.756	11.07	0.31
11/04/2011 19:00	0.745	11.06	0.31
11/04/2011 20:00	0.73	10.97	0.31
11/04/2011 21:00	0.71	10.97	0.3
11/04/2011 22:00	0.695	10.98	0.3
11/04/2011 23:00	0.682	10.98	0.3
12/04/2011 00:00	0.68	10.98	0.3
12/04/2011 01:00	0.684	10.98	0.3
12/04/2011 02:00	0.695	10.96	0.3
12/04/2011 03:00	0.714	10.97	0.3
12/04/2011 04:00	0.735	10.98	0.3
12/04/2011 05:00	0.749	10.94	0.3
12/04/2011 06:00	0.764	11.05	0.31
12/04/2011 07:00	0.763	11.09	0.31
12/04/2011 08:00	0.75	11.02	0.31
12/04/2011 09:00	0.732	11.05	0.31
12/04/2011 10:00	0.706	11.02	0.31
12/04/2011 11:00	0.701	10.97	0.31
12/04/2011 12:00	0.7	10.98	0.31
12/04/2011 13:00	0.699	10.97	0.3
12/04/2011 14:00	0.699	10.97	0.3
12/04/2011 15:00	0.717	10.98	0.3
12/04/2011 16:00	0.732	11.01	0.31
12/04/2011 17:00	0.75	10.94	0.31
12/04/2011 18:00	0.759	10.94	0.31
12/04/2011 19:00	0.768	11.07	0.31
12/04/2011 20:00	0.758	11.07	0.31
12/04/2011 21:00	0.74	10.99	0.31
12/04/2011 22:00	0.72	10.99	0.31
12/04/2011 23:00	0.7	10.99	0.31
13/04/2011 00:00	0.684	10.99	0.3
13/04/2011 01:00	0.675	11	0.3
13/04/2011 02:00	0.672	10.99	0.3
13/04/2011 03:00	0.684	10.98	0.3
13/04/2011 04:00	0.697	10.98	0.3
13/04/2011 05:00	0.715	10.98	0.3
13/04/2011 06:00	0.73	10.95	0.3
13/04/2011 07:00	0.747	10.99	0.31
13/04/2011 08:00	0.747	10.96	0.3
13/04/2011 09:00	0.738	10.98	0.31
13/04/2011 10:00	0.722	10.97	0.31
13/04/2011 11:00	0.707	10.98	0.31
13/04/2011 12:00	0.691	10.97	0.3
13/04/2011 13:00	0.685	10.98	0.3
13/04/2011 14:00	0.682	10.98	0.3
13/04/2011 15:00	0.686	10.97	0.3
13/04/2011 16:00	0.694	10.96	0.3
13/04/2011 17:00	0.71	10.97	0.3
13/04/2011 18:00	0.731	10.94	0.3
13/04/2011 19:00	0.744	11	0.3
13/04/2011 20:00	0.75	11.04	0.3

13/04/2011 21:00	0.745	11.04	0.31
13/04/2011 22:00	0.731	11.04	0.31
13/04/2011 23:00	0.711	10.98	0.3
14/04/2011 00:00	0.696	10.97	0.3
14/04/2011 01:00	0.676	10.99	0.3
14/04/2011 02:00	0.666	10.98	0.3
14/04/2011 03:00	0.667	10.98	0.29
14/04/2011 04:00	0.678	10.98	0.3
14/04/2011 05:00	0.694	10.98	0.3
14/04/2011 06:00	0.714	10.97	0.3
14/04/2011 07:00	0.731	10.99	0.3
14/04/2011 08:00	0.752	11.04	0.3
14/04/2011 09:00	0.76	11.09	0.31
14/04/2011 10:00	0.749	11.08	0.31
14/04/2011 11:00	0.737	11.05	0.31
14/04/2011 12:00	0.72	11.03	0.31
14/04/2011 13:00	0.7	10.97	0.31
14/04/2011 14:00	0.684	10.98	0.3
14/04/2011 15:00	0.681	10.99	0.3
14/04/2011 16:00	0.687	10.97	0.3
14/04/2011 17:00	0.707	10.97	0.3
14/04/2011 18:00	0.727	10.95	0.3
14/04/2011 19:00	0.743	11	0.31
14/04/2011 20:00	0.755	11.06	0.31
14/04/2011 21:00	0.761	11.04	0.31
14/04/2011 22:00	0.761	11.06	0.31
14/04/2011 23:00	0.745	11.04	0.31
15/04/2011 00:00	0.723	10.96	0.31
15/04/2011 01:00	0.702	10.97	0.31
15/04/2011 02:00	0.675	10.99	0.3
15/04/2011 03:00	0.661	10.99	0.29
15/04/2011 04:00	0.659	10.99	0.29
15/04/2011 05:00	0.672	10.97	0.29
15/04/2011 06:00	0.689	10.98	0.3
15/04/2011 07:00	0.705	10.97	0.3
15/04/2011 08:00	0.725	10.93	0.3
15/04/2011 09:00	0.74	10.96	0.3
15/04/2011 10:00	0.751	11.05	0.31
15/04/2011 11:00	0.742	11.07	0.31
15/04/2011 12:00	0.721	11.04	0.31
15/04/2011 13:00	0.701	10.97	0.31
15/04/2011 14:00	0.681	10.98	0.3
15/04/2011 15:00	0.662	10.98	0.3
15/04/2011 16:00	0.654	10.97	0.3
15/04/2011 17:00	0.664	10.97	0.3
15/04/2011 18:00	0.683	10.97	0.3
15/04/2011 19:00	0.702	10.94	0.3
15/04/2011 20:00	0.726	10.96	0.3
15/04/2011 21:00	0.738	10.9	0.3
15/04/2011 22:00	0.746	10.94	0.3
15/04/2011 23:00	0.742	11.03	0.31
16/04/2011 00:00	0.732	11.03	0.31
16/04/2011 01:00	0.708	10.97	0.31
16/04/2011 02:00	0.683	10.96	0.3
16/04/2011 03:00	0.654	10.97	0.29
16/04/2011 04:00	0.64	10.97	0.29
16/04/2011 05:00	0.645	10.98	0.29
16/04/2011 06:00	0.663	10.98	0.29
16/04/2011 07:00	0.682	10.96	0.3

16/04/2011 08:00	0.702	10.91	0.3
16/04/2011 09:00	0.724	10.99	0.3
16/04/2011 10:00	0.737	11.05	0.31
16/04/2011 11:00	0.744	11.07	0.31
16/04/2011 12:00	0.742	11.08	0.31
16/04/2011 13:00	0.721	11.05	0.31
16/04/2011 14:00	0.7	10.97	0.31
16/04/2011 15:00	0.673	10.98	0.31
16/04/2011 16:00	0.656	10.97	0.3
16/04/2011 17:00	0.655	10.97	0.3
16/04/2011 18:00	0.669	10.97	0.3
16/04/2011 19:00	0.697	10.95	0.3
16/04/2011 20:00	0.719	10.93	0.3
16/04/2011 21:00	0.745	11.01	0.31
16/04/2011 22:00	0.757	11.05	0.31
16/04/2011 23:00	0.758	11.08	0.31
17/04/2011 00:00	0.758	11.08	0.31
17/04/2011 01:00	0.735	11.03	0.31
17/04/2011 02:00	0.707	10.99	0.31
17/04/2011 03:00	0.68	10.98	0.31
17/04/2011 04:00	0.652	10.99	0.3
17/04/2011 05:00	0.64	10.98	0.29
17/04/2011 06:00	0.644	10.98	0.29
17/04/2011 07:00	0.665	10.98	0.29
17/04/2011 08:00	0.685	10.96	0.3
17/04/2011 09:00	0.701	10.94	0.3
17/04/2011 10:00	0.723	11	0.3
17/04/2011 11:00	0.736	11.06	0.31
17/04/2011 12:00	0.746	10.98	0.31
17/04/2011 13:00	0.737	11.08	0.31
17/04/2011 14:00	0.712	11.05	0.31
17/04/2011 15:00	0.685	10.96	0.31
17/04/2011 16:00	0.664	10.98	0.3
17/04/2011 17:00	0.648	10.97	0.3
17/04/2011 18:00	0.662	10.97	0.3
17/04/2011 19:00	0.678	10.96	0.3
17/04/2011 20:00	0.702	10.96	0.3
17/04/2011 21:00	0.724	10.96	0.3
17/04/2011 22:00	0.746	11.03	0.31
17/04/2011 23:00	0.764	11.07	0.31
18/04/2011 00:00	0.766	11.09	0.31
18/04/2011 01:00	0.755	11.07	0.31
18/04/2011 02:00	0.735	11.06	0.31
18/04/2011 03:00	0.705	10.99	0.31
18/04/2011 04:00	0.673	10.99	0.31
18/04/2011 05:00	0.65	10.99	0.3
18/04/2011 06:00	0.636	10.98	0.29
18/04/2011 07:00	0.648	10.97	0.29
18/04/2011 08:00	0.665	10.97	0.3
18/04/2011 09:00	0.684	10.97	0.3
18/04/2011 10:00	0.704	10.92	0.3
18/04/2011 11:00	0.734	11.01	0.31
18/04/2011 12:00	0.737	11.07	0.31
18/04/2011 13:00	0.749	11.09	0.31
18/04/2011 14:00	0.728	11.08	0.31
18/04/2011 15:00	0.705	11	0.31
18/04/2011 16:00	0.681	10.97	0.31
18/04/2011 17:00	0.66	10.98	0.3
18/04/2011 18:00	0.653	10.96	0.3

18/04/2011 19:00	0.665	10.96	0.3
18/04/2011 20:00	0.686	10.94	0.3
18/04/2011 21:00	0.708	10.94	0.31
18/04/2011 22:00	0.735	10.97	0.31
18/04/2011 23:00	0.761	10.99	0.31
19/04/2011 00:00	0.771	11.02	0.31
19/04/2011 01:00	0.772	11.01	0.31
19/04/2011 02:00	0.765	11.06	0.31
19/04/2011 03:00	0.73	10.96	0.31
19/04/2011 04:00	0.701	10.98	0.31
19/04/2011 05:00	0.669	10.98	0.31
19/04/2011 06:00	0.645	10.97	0.3
19/04/2011 07:00	0.637	10.97	0.3
19/04/2011 08:00	0.65	10.97	0.3
19/04/2011 09:00	0.668	10.96	0.3
19/04/2011 10:00	-3.788	17.07	0
19/04/2011 11:00	0.679	10.94	0.31
19/04/2011 12:00	0.7	10.99	0.31
19/04/2011 13:00	0.714	11	0.31
19/04/2011 14:00	0.712	11.06	0.31
19/04/2011 15:00	0.692	11	0.31
19/04/2011 16:00	0.663	10.88	0.31
19/04/2011 17:00	0.647	10.91	0.31
19/04/2011 18:00	0.624	10.91	0.32
19/04/2011 19:00	0.617	10.9	0.31
19/04/2011 20:00	0.638	10.88	0.31
19/04/2011 21:00	0.658	10.87	0.3
19/04/2011 22:00	0.686	10.89	0.31
19/04/2011 23:00	0.714	10.94	0.31
20/04/2011 00:00	0.737	10.99	0.31
20/04/2011 01:00	0.749	11.11	0.31
20/04/2011 02:00	0.748	11.09	0.32
20/04/2011 03:00	0.731	11.05	0.32
20/04/2011 04:00	0.703	11	0.32
20/04/2011 05:00	0.676	10.89	0.31
20/04/2011 06:00	0.644	10.9	0.31
20/04/2011 07:00	0.622	10.91	0.31
20/04/2011 08:00	0.621	10.89	0.31
20/04/2011 09:00	0.631	10.91	0.31
20/04/2011 10:00	0.647	10.88	0.31
20/04/2011 11:00	0.669	10.84	0.31
20/04/2011 12:00	0.708	10.9	0.31
20/04/2011 13:00	0.72	11.03	0.31
20/04/2011 14:00	0.727	11.06	0.31
20/04/2011 15:00	0.715	11.03	0.31
20/04/2011 16:00	0.695	10.98	0.31
20/04/2011 17:00	0.671	10.87	0.31
20/04/2011 18:00	0.641	10.88	0.31
20/04/2011 19:00	0.62	10.89	0.31
20/04/2011 20:00	0.618	10.89	0.3
20/04/2011 21:00	0.633	10.89	0.3
20/04/2011 22:00	0.653	10.86	0.3
20/04/2011 23:00	0.674	10.84	0.3
21/04/2011 00:00	0.707	10.91	0.31
21/04/2011 01:00	0.731	11.02	0.31
21/04/2011 02:00	0.737	11.06	0.31
21/04/2011 03:00	0.741	11.06	0.31
21/04/2011 04:00	0.719	11.04	0.31
21/04/2011 05:00	0.688	10.91	0.31

21/04/2011 06:00	0.662	10.87	0.31
21/04/2011 07:00	0.633	10.9	0.31
21/04/2011 08:00	0.618	10.88	0.31
21/04/2011 09:00	0.622	10.86	0.31
21/04/2011 10:00	0.645	10.84	0.31
21/04/2011 11:00	0.657	10.85	0.31
21/04/2011 12:00	0.683	10.87	0.31
21/04/2011 13:00	0.708	10.91	0.31
21/04/2011 14:00	0.718	10.97	0.31
21/04/2011 15:00	0.726	11	0.31
21/04/2011 16:00	0.711	11.03	0.31
21/04/2011 17:00	0.687	10.95	0.31
21/04/2011 18:00	0.67	10.87	0.31
21/04/2011 19:00	0.645	10.89	0.31
21/04/2011 20:00	0.623	10.89	0.31
21/04/2011 21:00	0.627	10.87	0.3
21/04/2011 22:00	0.647	10.87	0.3
21/04/2011 23:00	0.661	10.81	0.3
22/04/2011 00:00	0.687	10.88	0.31
22/04/2011 01:00	0.717	10.93	0.31
22/04/2011 02:00	0.735	10.99	0.31
22/04/2011 03:00	0.747	11.09	0.31
22/04/2011 04:00	0.74	11.05	0.31
22/04/2011 05:00	0.716	11.01	0.31
22/04/2011 06:00	0.694	10.89	0.31
22/04/2011 07:00	0.664	10.89	0.31
22/04/2011 08:00	0.637	10.9	0.31
22/04/2011 09:00	0.626	10.89	0.31
22/04/2011 10:00	0.631	10.88	0.31
22/04/2011 11:00	0.649	10.83	0.31
22/04/2011 12:00	0.667	10.81	0.31
22/04/2011 13:00	0.69	10.85	0.31
22/04/2011 14:00	0.709	10.94	0.31
22/04/2011 15:00	0.725	11.02	0.31
22/04/2011 16:00	0.727	11.01	0.31
22/04/2011 17:00	0.707	11.02	0.31
22/04/2011 18:00	0.684	10.9	0.31
22/04/2011 19:00	0.661	10.88	0.31
22/04/2011 20:00	0.637	10.9	0.31
22/04/2011 21:00	0.625	10.91	0.3
22/04/2011 22:00	0.624	10.88	0.3
22/04/2011 23:00	0.638	10.85	0.3
23/04/2011 00:00	0.65	10.86	0.3
23/04/2011 01:00	0.674	10.86	0.3
23/04/2011 02:00	0.7	10.86	0.3
23/04/2011 03:00	0.719	10.98	0.31
23/04/2011 04:00	0.733	10.99	0.31
23/04/2011 05:00	0.722	11.03	0.31
23/04/2011 06:00	0.703	10.96	0.31
23/04/2011 07:00	0.676	10.86	0.31
23/04/2011 08:00	0.651	10.89	0.31
23/04/2011 09:00	0.63	10.85	0.31
23/04/2011 10:00	0.624	10.87	0.31
23/04/2011 11:00	0.634	10.87	0.3
23/04/2011 12:00	0.654	10.85	0.3
23/04/2011 13:00	0.667	10.84	0.3
23/04/2011 14:00	0.691	10.83	0.31
23/04/2011 15:00	0.711	10.96	0.31
23/04/2011 16:00	0.716	10.99	0.31

23/04/2011 17:00	0.713	10.99	0.31
23/04/2011 18:00	0.699	10.99	0.31
23/04/2011 19:00	0.675	10.86	0.31
23/04/2011 20:00	0.652	10.83	0.31
23/04/2011 21:00	0.631	10.87	0.31
23/04/2011 22:00	0.617	10.88	0.3
23/04/2011 23:00	0.618	10.88	0.3
24/04/2011 00:00	0.634	10.81	0.3
24/04/2011 01:00	0.652	10.85	0.3
24/04/2011 02:00	0.668	10.83	0.3
24/04/2011 03:00	0.691	10.89	0.3
24/04/2011 04:00	0.715	10.96	0.31
24/04/2011 05:00	0.723	11.03	0.31
24/04/2011 06:00	0.714	11.02	0.31
24/04/2011 07:00	0.694	11	0.31
24/04/2011 08:00	0.672	10.89	0.31
24/04/2011 09:00	0.651	10.86	0.31
24/04/2011 10:00	0.639	10.84	0.31
24/04/2011 11:00	0.638	10.87	0.31
24/04/2011 12:00	0.648	10.82	0.31
24/04/2011 13:00	0.661	10.85	0.31
24/04/2011 14:00	0.677	10.9	0.31
24/04/2011 15:00	0.7	10.93	0.31
24/04/2011 16:00	0.715	11.04	0.31
24/04/2011 17:00	0.724	11.06	0.31
24/04/2011 18:00	0.716	11.04	0.32
24/04/2011 19:00	0.702	11	0.31
24/04/2011 20:00	0.678	10.84	0.31
24/04/2011 21:00	0.651	10.86	0.31
24/04/2011 22:00	0.631	10.88	0.31
24/04/2011 23:00	0.62	10.85	0.31
25/04/2011 00:00	0.624	10.85	0.3
25/04/2011 01:00	0.629	10.85	0.3
25/04/2011 02:00	0.645	10.83	0.3
25/04/2011 03:00	0.663	10.83	0.3
25/04/2011 04:00	0.684	10.83	0.3
25/04/2011 05:00	0.704	10.88	0.31
25/04/2011 06:00	0.718	10.94	0.31
25/04/2011 07:00	0.71	11.04	0.31
25/04/2011 08:00	0.693	10.98	0.31
25/04/2011 09:00	0.671	10.93	0.31
25/04/2011 10:00	0.653	10.86	0.31
25/04/2011 11:00	0.644	10.86	0.31
25/04/2011 12:00	0.639	10.86	0.31
25/04/2011 13:00	0.647	10.85	0.31
25/04/2011 14:00	0.656	10.82	0.31
25/04/2011 15:00	0.672	10.85	0.31
25/04/2011 16:00	0.686	10.92	0.31
25/04/2011 17:00	0.702	10.93	0.31
25/04/2011 18:00	0.706	10.96	0.31
25/04/2011 19:00	0.71	10.99	0.31
25/04/2011 20:00	0.693	10.88	0.31
25/04/2011 21:00	0.674	10.86	0.31
25/04/2011 22:00	0.657	10.85	0.31
25/04/2011 23:00	0.633	10.83	0.31
26/04/2011 00:00	0.624	10.88	0.3
26/04/2011 01:00	0.623	10.87	0.3
26/04/2011 02:00	0.631	10.85	0.3
26/04/2011 03:00	0.637	10.81	0.3

26/04/2011 04:00	0.657	10.83	0.3
26/04/2011 05:00	0.681	10.84	0.3
26/04/2011 06:00	0.693	10.92	0.31
26/04/2011 07:00	0.708	10.95	0.31
26/04/2011 08:00	0.701	11.03	0.31
26/04/2011 09:00	0.692	10.94	0.31
26/04/2011 10:00	0.673	10.88	0.31
26/04/2011 11:00	0.657	10.81	0.31
26/04/2011 12:00	0.645	10.84	0.31
26/04/2011 13:00	0.642	10.82	0.31
26/04/2011 14:00	0.648	10.86	0.31
26/04/2011 15:00	0.66	10.85	0.31
26/04/2011 16:00	0.676	10.81	0.31
26/04/2011 17:00	0.694	10.91	0.31
26/04/2011 18:00	0.704	10.92	0.31
26/04/2011 19:00	0.711	10.96	0.31
26/04/2011 20:00	0.708	10.97	0.31
26/04/2011 21:00	0.696	10.95	0.31
26/04/2011 22:00	0.68	10.86	0.31
26/04/2011 23:00	0.662	10.84	0.31
27/04/2011 00:00	0.647	10.85	0.31
27/04/2011 01:00	0.629	10.86	0.31
27/04/2011 02:00	0.623	10.88	0.3
27/04/2011 03:00	0.625	10.86	0.3
27/04/2011 04:00	0.639	10.85	0.3
27/04/2011 05:00	0.652	10.82	0.3
27/04/2011 06:00	0.67	10.8	0.3
27/04/2011 07:00	0.69	10.82	0.3
27/04/2011 08:00	0.706	10.88	0.31
27/04/2011 09:00	0.709	10.98	0.31
27/04/2011 10:00	0.695	10.99	0.31
27/04/2011 11:00	0.683	10.99	0.31
27/04/2011 12:00	0.667	10.86	0.31
27/04/2011 13:00	0.656	10.85	0.31
27/04/2011 14:00	0.647	10.81	0.31
27/04/2011 15:00	0.651	10.83	0.31
27/04/2011 16:00	0.667	10.83	0.31
27/04/2011 17:00	0.678	10.85	0.31
27/04/2011 18:00	0.698	10.91	0.31
27/04/2011 19:00	0.713	10.95	0.31
27/04/2011 20:00	0.722	10.96	0.31
27/04/2011 21:00	0.719	10.99	0.31
27/04/2011 22:00	0.709	10.94	0.31
27/04/2011 23:00	0.697	10.91	0.31
28/04/2011 00:00	0.674	10.84	0.31
28/04/2011 01:00	0.658	10.84	0.31
28/04/2011 02:00	0.642	10.85	0.31
28/04/2011 03:00	0.64	10.82	0.31
28/04/2011 04:00	0.64	10.86	0.31
28/04/2011 05:00	0.651	10.84	0.3
28/04/2011 06:00	0.669	10.8	0.3
28/04/2011 07:00	0.688	10.81	0.31
28/04/2011 08:00	0.703	10.86	0.31
28/04/2011 09:00	0.721	10.91	0.31
28/04/2011 10:00	0.722	11.03	0.31
28/04/2011 11:00	0.717	11.02	0.31
28/04/2011 12:00	0.703	11.02	0.31
28/04/2011 13:00	0.689	10.87	0.31
28/04/2011 14:00	0.667	10.9	0.31

28/04/2011 15:00	0.666	10.82	0.31
28/04/2011 16:00	0.672	10.84	0.31
28/04/2011 17:00	0.686	10.81	0.31
28/04/2011 18:00	0.699	10.88	0.31
28/04/2011 19:00	0.716	10.88	0.31
28/04/2011 20:00	0.733	10.95	0.31
28/04/2011 21:00	0.739	11.01	0.31
28/04/2011 22:00	0.738	11.02	0.32
28/04/2011 23:00	0.727	10.99	0.32
29/04/2011 00:00	0.707	10.88	0.31
29/04/2011 01:00	0.691	10.87	0.31
29/04/2011 02:00	0.67	10.86	0.32
29/04/2011 03:00	0.652	10.86	0.31
29/04/2011 04:00	0.648	10.85	0.31
29/04/2011 05:00	0.653	10.83	0.31
29/04/2011 06:00	0.665	10.83	0.31
29/04/2011 07:00	0.68	10.81	0.31
29/04/2011 08:00	0.694	10.77	0.31
29/04/2011 09:00	0.711	10.88	0.31
29/04/2011 10:00	0.723	10.96	0.31
29/04/2011 11:00	0.721	11.01	0.31
29/04/2011 12:00	0.711	10.98	0.31
29/04/2011 13:00	0.699	10.88	0.31
29/04/2011 14:00	0.681	10.85	0.31
29/04/2011 15:00	0.666	10.82	0.31
29/04/2011 16:00	0.661	10.81	0.31
29/04/2011 17:00	0.671	10.84	0.31
29/04/2011 18:00	0.685	10.82	0.31
29/04/2011 19:00	0.707	10.81	0.31
29/04/2011 20:00	0.723	10.89	0.31
29/04/2011 21:00	0.739	10.94	0.31
29/04/2011 22:00	0.744	11.02	0.31
29/04/2011 23:00	0.74	11.05	0.32
30/04/2011 00:00	0.73	10.98	0.32
30/04/2011 01:00	0.708	10.9	0.31
30/04/2011 02:00	0.69	10.85	0.31
30/04/2011 03:00	0.669	10.85	0.31
30/04/2011 04:00	0.654	10.86	0.31
30/04/2011 05:00	0.653	10.8	0.31
30/04/2011 06:00	0.659	10.84	0.31
30/04/2011 07:00	0.672	10.81	0.3
30/04/2011 08:00	0.689	10.8	0.3
30/04/2011 09:00	0.706	10.87	0.31
30/04/2011 10:00	0.72	10.92	0.31
30/04/2011 11:00	0.732	11.01	0.31
30/04/2011 12:00	0.727	11.04	0.31
30/04/2011 13:00	0.711	10.98	0.31
30/04/2011 14:00	0.692	10.86	0.31
30/04/2011 15:00	0.672	10.84	0.31
30/04/2011 16:00	0.661	10.81	0.31
30/04/2011 17:00	0.665	10.83	0.31
30/04/2011 18:00	0.681	10.83	0.31
30/04/2011 19:00	0.702	10.81	0.31
30/04/2011 20:00	0.717	10.82	0.31
30/04/2011 21:00	0.737	10.89	0.31
30/04/2011 22:00	0.747	11.01	0.31
30/04/2011 23:00	0.754	11.06	0.32
01/05/2011 00:00	0.75	11.06	0.32
01/05/2011 01:00	0.729	11	0.32

01/05/2011 02:00	0.707	10.87	0.31
01/05/2011 03:00	0.686	10.83	0.31
01/05/2011 04:00	0.67	10.86	0.31
01/05/2011 05:00	0.657	10.84	0.31
01/05/2011 06:00	0.662	10.84	0.31
01/05/2011 07:00	0.674	10.81	0.31
01/05/2011 08:00	0.682	10.83	0.31
01/05/2011 09:00	0.7	10.81	0.31
01/05/2011 10:00	0.716	10.9	0.31
01/05/2011 11:00	0.733	11.01	0.31
01/05/2011 12:00	0.737	11.05	0.31
01/05/2011 13:00	0.729	11.04	0.32
01/05/2011 14:00	0.709	10.94	0.31
01/05/2011 15:00	0.689	10.85	0.31
01/05/2011 16:00	0.672	10.83	0.31
01/05/2011 17:00	0.658	10.81	0.31
01/05/2011 18:00	0.668	10.81	0.31
01/05/2011 19:00	0.69	10.82	0.31
01/05/2011 20:00	0.704	10.82	0.31
01/05/2011 21:00	0.727	10.86	0.31
01/05/2011 22:00	0.745	10.97	0.31
01/05/2011 23:00	0.759	11.05	0.32
02/05/2011 00:00	0.762	11.04	0.32
02/05/2011 01:00	0.753	11.04	0.32
02/05/2011 02:00	0.73	10.99	0.32
02/05/2011 03:00	0.706	10.84	0.31
02/05/2011 04:00	0.682	10.86	0.31
02/05/2011 05:00	0.664	10.82	0.31
02/05/2011 06:00	0.662	10.85	0.31
02/05/2011 07:00	0.666	10.84	0.31
02/05/2011 08:00	0.676	10.8	0.31
02/05/2011 09:00	0.694	10.78	0.31
02/05/2011 10:00	0.713	10.82	0.31
02/05/2011 11:00	0.727	10.93	0.31
02/05/2011 12:00	0.738	11	0.31
02/05/2011 13:00	0.736	11.03	0.32
02/05/2011 14:00	0.722	10.95	0.31
02/05/2011 15:00	0.695	10.86	0.31
02/05/2011 16:00	0.679	10.83	0.31
02/05/2011 17:00	0.665	10.81	0.31
02/05/2011 18:00	0.661	10.8	0.31
02/05/2011 19:00	0.678	10.8	0.31
02/05/2011 20:00	0.696	10.79	0.31
02/05/2011 21:00	0.715	10.81	0.31
02/05/2011 22:00	0.734	10.89	0.31
02/05/2011 23:00	0.751	11.02	0.31
03/05/2011 00:00	0.755	11.03	0.31
03/05/2011 01:00	0.756	11.06	0.32
03/05/2011 02:00	0.738	11.02	0.32
03/05/2011 03:00	0.715	10.89	0.31
03/05/2011 04:00	0.687	10.81	0.31
03/05/2011 05:00	0.667	10.82	0.31
03/05/2011 06:00	0.651	10.84	0.31
03/05/2011 07:00	0.658	10.8	0.31
03/05/2011 08:00	0.67	10.81	0.31
03/05/2011 09:00	0.683	10.81	0.31
03/05/2011 10:00	0.701	10.82	0.31
03/05/2011 11:00	0.722	10.91	0.31
03/05/2011 12:00	0.733	11	0.31

03/05/2011 13:00	0.738	11.02	0.31
03/05/2011 14:00	0.725	10.99	0.31
03/05/2011 15:00	0.705	10.91	0.31
03/05/2011 16:00	0.68	10.81	0.31
03/05/2011 17:00	0.659	10.85	0.31
03/05/2011 18:00	0.642	10.84	0.31
03/05/2011 19:00	0.653	10.81	0.3
03/05/2011 20:00	0.669	10.83	0.3
03/05/2011 21:00	0.689	10.79	0.3
03/05/2011 22:00	0.712	10.79	0.31
03/05/2011 23:00	0.736	10.93	0.31
04/05/2011 00:00	0.743	10.98	0.31
04/05/2011 01:00	0.755	11.01	0.31
04/05/2011 02:00	0.748	11.02	0.31
04/05/2011 03:00	0.723	10.88	0.31
04/05/2011 04:00	0.697	10.85	0.31
04/05/2011 05:00	0.676	10.82	0.31
04/05/2011 06:00	0.655	10.83	0.31
04/05/2011 07:00	0.65	10.81	0.31
04/05/2011 08:00	0.659	10.81	0.3
04/05/2011 09:00	0.671	10.78	0.3
04/05/2011 10:00	0.686	10.79	0.3
04/05/2011 11:00	0.706	10.85	0.31
04/05/2011 12:00	0.724	10.94	0.31
04/05/2011 13:00	0.735	10.99	0.31
04/05/2011 14:00	0.733	11.02	0.31
04/05/2011 15:00	0.713	10.91	0.31
04/05/2011 16:00	0.696	10.86	0.31
04/05/2011 17:00	0.67	10.81	0.31
04/05/2011 18:00	0.649	10.85	0.31
04/05/2011 19:00	0.643	10.85	0.31
04/05/2011 20:00	0.654	10.83	0.3
04/05/2011 21:00	0.668	10.8	0.3
04/05/2011 22:00	0.687	10.8	0.3
04/05/2011 23:00	0.711	10.8	0.3
05/05/2011 00:00	0.727	10.92	0.31
05/05/2011 01:00	0.742	10.93	0.31
05/05/2011 02:00	0.741	10.98	0.31
05/05/2011 03:00	0.726	10.89	0.31
05/05/2011 04:00	0.7	10.83	0.31
05/05/2011 05:00	0.676	10.8	0.31
05/05/2011 06:00	0.651	10.81	0.31
05/05/2011 07:00	0.636	10.83	0.3
05/05/2011 08:00	0.642	10.85	0.3
05/05/2011 09:00	0.649	10.85	0.3
05/05/2011 10:00	0.661	10.81	0.3
05/05/2011 11:00	0.678	10.81	0.3
05/05/2011 12:00	0.699	10.88	0.31
05/05/2011 13:00	0.718	10.94	0.31
05/05/2011 14:00	0.721	10.98	0.31
05/05/2011 15:00	0.71	10.93	0.31
05/05/2011 16:00	0.689	10.82	0.31
05/05/2011 17:00	0.668	10.79	0.31
05/05/2011 18:00	0.645	10.86	0.31
05/05/2011 19:00	0.631	10.85	0.3
05/05/2011 20:00	0.628	10.83	0.3
05/05/2011 21:00	0.637	10.83	0.3
05/05/2011 22:00	0.655	10.82	0.3
05/05/2011 23:00	0.671	10.79	0.3

06/05/2011 00:00	0.694	10.8	0.3
06/05/2011 01:00	0.711	10.81	0.3
06/05/2011 02:00	0.719	10.94	0.31
06/05/2011 03:00	0.719	10.97	0.31
06/05/2011 04:00	0.697	10.85	0.31
06/05/2011 05:00	0.677	10.8	0.31
06/05/2011 06:00	0.65	10.81	0.31
06/05/2011 07:00	0.629	10.84	0.3
06/05/2011 08:00	0.621	10.83	0.3
06/05/2011 09:00	0.628	10.84	0.3
06/05/2011 10:00	0.643	10.81	0.3
06/05/2011 11:00	0.657	10.83	0.3
06/05/2011 12:00	0.679	10.82	0.3
06/05/2011 13:00	0.697	10.84	0.3
06/05/2011 14:00	0.702	10.95	0.31
06/05/2011 15:00	0.704	10.98	0.31
06/05/2011 16:00	0.691	10.91	0.31
06/05/2011 17:00	0.664	10.86	0.31
06/05/2011 18:00	0.645	10.81	0.31
06/05/2011 19:00	0.627	10.83	0.3
06/05/2011 20:00	0.615	10.86	0.3
06/05/2011 21:00	0.622	10.83	0.3
06/05/2011 22:00	0.635	10.81	0.3
06/05/2011 23:00	0.656	10.78	0.3
07/05/2011 00:00	0.675	10.78	0.3
07/05/2011 01:00	0.695	10.86	0.3
07/05/2011 02:00	0.712	10.94	0.31
07/05/2011 03:00	0.719	10.98	0.31
07/05/2011 04:00	0.708	10.93	0.31
07/05/2011 05:00	0.68	10.86	0.31
07/05/2011 06:00	0.662	10.77	0.31
07/05/2011 07:00	0.638	10.83	0.31
07/05/2011 08:00	0.622	10.82	0.3
07/05/2011 09:00	0.62	10.79	0.3
07/05/2011 10:00	0.633	10.82	0.3
07/05/2011 11:00	0.648	10.8	0.3
07/05/2011 12:00	0.673	10.78	0.3
07/05/2011 13:00	0.693	10.93	0.31
07/05/2011 14:00	0.701	11	0.31
07/05/2011 15:00	0.711	10.96	0.31
07/05/2011 16:00	0.705	11.02	0.31
07/05/2011 17:00	0.686	10.85	0.31
07/05/2011 18:00	0.666	10.82	0.31
07/05/2011 19:00	0.645	10.82	0.31
07/05/2011 20:00	0.62	10.82	0.31
07/05/2011 21:00	0.618	10.84	0.3
07/05/2011 22:00	0.63	10.81	0.3
07/05/2011 23:00	0.642	10.81	0.3
08/05/2011 00:00	0.657	10.81	0.3
08/05/2011 01:00	0.68	10.8	0.3
08/05/2011 02:00	0.702	10.83	0.3
08/05/2011 03:00	0.718	10.87	0.31
08/05/2011 04:00	0.717	10.96	0.31
08/05/2011 05:00	0.695	10.93	0.31
08/05/2011 06:00	0.673	10.84	0.31
08/05/2011 07:00	0.651	10.8	0.31
08/05/2011 08:00	0.635	10.82	0.31
08/05/2011 09:00	0.619	10.81	0.3
08/05/2011 10:00	0.621	10.78	0.3

08/05/2011 11:00	0.622	10.78	0.3
08/05/2011 12:00	0.645	10.76	0.3
08/05/2011 13:00	0.656	10.75	0.3
08/05/2011 14:00	0.673	10.86	0.3
08/05/2011 15:00	0.679	10.92	0.31
08/05/2011 16:00	0.687	10.93	0.31
08/05/2011 17:00	0.667	10.82	0.31
08/05/2011 18:00	0.65	10.77	0.31
08/05/2011 19:00	0.634	10.79	0.31
08/05/2011 20:00	0.612	10.8	0.3
08/05/2011 21:00	0.597	10.82	0.3
08/05/2011 22:00	0.594	10.83	0.3
08/05/2011 23:00	0.599	10.79	0.3
09/05/2011 00:00	0.614	10.78	0.3
09/05/2011 01:00	0.635	10.8	0.3
09/05/2011 02:00	0.652	10.77	0.3
09/05/2011 03:00	0.673	10.86	0.3
09/05/2011 04:00	0.687	10.93	0.31
09/05/2011 05:00	0.682	10.92	0.31
09/05/2011 06:00	0.668	10.87	0.31
09/05/2011 07:00	0.646	10.77	0.3
09/05/2011 08:00	0.623	10.78	0.3
09/05/2011 09:00	0.605	10.8	0.3
09/05/2011 10:00	0.607	10.79	0.3
09/05/2011 11:00	0.615	10.8	0.3
09/05/2011 12:00	0.631	10.76	0.3
09/05/2011 13:00	0.653	10.78	0.3
09/05/2011 14:00	0.675	10.86	0.3
09/05/2011 15:00	0.688	10.95	0.31
09/05/2011 16:00	0.696	11.02	0.31
09/05/2011 17:00	0.69	11	0.31
09/05/2011 18:00	0.718	10.99	0.31
09/05/2011 19:00	0.702	10.89	0.31
09/05/2011 20:00	0.677	10.9	0.31
09/05/2011 21:00	0.659	10.91	0.31
09/05/2011 22:00	0.642	10.91	0.31
09/05/2011 23:00	0.644	10.89	0.31
10/05/2011 00:00	0.646	10.88	0.31
10/05/2011 01:00	0.666	10.87	0.31
10/05/2011 02:00	0.686	10.87	0.31
10/05/2011 03:00	0.707	10.9	0.31
10/05/2011 04:00	0.73	10.95	0.31
10/05/2011 05:00	0.738	10.94	0.31
10/05/2011 06:00	0.734	10.96	0.31
10/05/2011 07:00	0.715	10.94	0.31
10/05/2011 08:00	0.683	10.96	0.31
10/05/2011 09:00	0.661	10.9	0.31
10/05/2011 10:00	0.653	10.9	0.31
10/05/2011 11:00	0.654	10.91	0.31
10/05/2011 12:00	0.665	10.89	0.31
10/05/2011 13:00	0.671	10.88	0.31
10/05/2011 14:00	0.686	10.88	0.31
10/05/2011 15:00	0.704	10.84	0.31
10/05/2011 16:00	0.719	10.89	0.31
10/05/2011 17:00	0.721	10.9	0.31
10/05/2011 18:00	0.723	10.92	0.31
10/05/2011 19:00	0.712	10.93	0.31
10/05/2011 20:00	0.69	10.91	0.31
10/05/2011 21:00	0.666	10.92	0.31

10/05/2011 22:00	0.645	10.9	0.31
10/05/2011 23:00	0.633	10.88	0.31
11/05/2011 00:00	0.628	10.88	0.31
11/05/2011 01:00	0.637	10.89	0.31
11/05/2011 02:00	0.647	10.88	0.31
11/05/2011 03:00	0.668	10.86	0.31
11/05/2011 04:00	0.691	10.85	0.31
11/05/2011 05:00	0.709	10.93	0.31
11/05/2011 06:00	0.727	10.97	0.31
11/05/2011 07:00	0.716	10.91	0.31
11/05/2011 08:00	0.698	10.96	0.31
11/05/2011 09:00	0.683	10.89	0.31
11/05/2011 10:00	0.668	10.87	0.31
11/05/2011 11:00	0.655	10.88	0.31
11/05/2011 12:00	0.662	10.88	0.31
11/05/2011 13:00	0.673	10.88	0.31
11/05/2011 14:00	0.684	10.85	0.31
11/05/2011 15:00	0.701	10.87	0.31
11/05/2011 16:00	0.721	10.93	0.31
11/05/2011 17:00	0.735	10.94	0.31
11/05/2011 18:00	0.737	10.97	0.31
11/05/2011 19:00	0.741	11	0.31
11/05/2011 20:00	0.726	11	0.31
11/05/2011 21:00	0.704	10.94	0.31
11/05/2011 22:00	0.683	10.92	0.31
11/05/2011 23:00	0.663	10.89	0.31
12/05/2011 00:00	0.645	10.9	0.31
12/05/2011 01:00	0.64	10.88	0.31
12/05/2011 02:00	0.642	10.88	0.31
12/05/2011 03:00	0.657	10.87	0.31
12/05/2011 04:00	0.676	10.87	0.31
12/05/2011 05:00	0.694	10.84	0.31
12/05/2011 06:00	0.715	10.94	0.31
12/05/2011 07:00	0.726	10.93	0.31
12/05/2011 08:00	0.714	11	0.31
12/05/2011 09:00	0.702	10.98	0.31
12/05/2011 10:00	0.688	10.96	0.31
12/05/2011 11:00	0.669	10.88	0.31
12/05/2011 12:00	0.658	10.86	0.31
12/05/2011 13:00	0.647	10.86	0.31
12/05/2011 14:00	0.655	10.86	0.31
12/05/2011 15:00	0.667	10.86	0.31
12/05/2011 16:00	0.689	10.83	0.31
12/05/2011 17:00	0.7	10.84	0.31
12/05/2011 18:00	0.718	10.93	0.31
12/05/2011 19:00	0.732	10.98	0.31
12/05/2011 20:00	0.729	10.94	0.31
12/05/2011 21:00	0.718	11.01	0.31
12/05/2011 22:00	0.698	10.91	0.31
12/05/2011 23:00	0.68	10.89	0.31
13/05/2011 00:00	0.653	10.87	0.31
13/05/2011 01:00	0.637	10.9	0.31
13/05/2011 02:00	0.629	10.88	0.31
13/05/2011 03:00	0.631	10.88	0.31
13/05/2011 04:00	0.646	10.88	0.31
13/05/2011 05:00	0.667	10.86	0.31
13/05/2011 06:00	0.689	10.87	0.31
13/05/2011 07:00	0.703	10.91	0.31
13/05/2011 08:00	0.709	10.92	0.31

13/05/2011 09:00	0.716	10.97	0.31
13/05/2011 10:00	0.705	10.96	0.31
13/05/2011 11:00	0.697	10.97	0.31
13/05/2011 12:00	0.679	10.92	0.31
13/05/2011 13:00	0.66	10.9	0.31
13/05/2011 14:00	0.648	10.85	0.31
13/05/2011 15:00	0.648	10.89	0.31
13/05/2011 16:00	0.66	10.88	0.31
13/05/2011 17:00	0.679	10.82	0.31
13/05/2011 18:00	0.697	10.86	0.31
13/05/2011 19:00	0.718	10.94	0.31
13/05/2011 20:00	0.727	10.97	0.31
13/05/2011 21:00	0.734	10.91	0.31
13/05/2011 22:00	0.72	10.98	0.31
13/05/2011 23:00	0.702	10.92	0.31
14/05/2011 00:00	0.677	10.86	0.31
14/05/2011 01:00	0.655	10.88	0.31
14/05/2011 02:00	0.635	10.89	0.31
14/05/2011 03:00	0.628	10.88	0.31
14/05/2011 04:00	0.633	10.88	0.31
14/05/2011 05:00	0.649	10.87	0.31
14/05/2011 06:00	0.663	10.86	0.31
14/05/2011 07:00	0.682	10.84	0.31
14/05/2011 08:00	0.694	10.9	0.31
14/05/2011 09:00	0.708	10.95	0.31
14/05/2011 10:00	0.714	10.95	0.31
14/05/2011 11:00	0.703	10.97	0.31
14/05/2011 12:00	0.693	10.97	0.31
14/05/2011 13:00	0.672	10.89	0.31
14/05/2011 14:00	0.66	10.84	0.31
14/05/2011 15:00	0.645	10.89	0.31
14/05/2011 16:00	0.655	10.88	0.31
14/05/2011 17:00	0.667	10.85	0.31
14/05/2011 18:00	0.687	10.87	0.31
14/05/2011 19:00	0.704	10.84	0.31
14/05/2011 20:00	0.729	10.93	0.31
14/05/2011 21:00	0.739	10.95	0.31
14/05/2011 22:00	0.741	10.96	0.31
14/05/2011 23:00	0.734	10.99	0.31
15/05/2011 00:00	0.707	10.9	0.31
15/05/2011 01:00	0.683	10.89	0.31
15/05/2011 02:00	0.657	10.89	0.31
15/05/2011 03:00	0.633	10.91	0.31
15/05/2011 04:00	0.623	10.89	0.31
15/05/2011 05:00	0.635	10.87	0.31
15/05/2011 06:00	0.649	10.86	0.31
15/05/2011 07:00	0.661	10.84	0.31
15/05/2011 08:00	0.682	10.87	0.31
15/05/2011 09:00	0.705	10.94	0.31
15/05/2011 10:00	0.716	10.96	0.31
15/05/2011 11:00	0.725	11.04	0.31
15/05/2011 12:00	0.711	10.99	0.31
15/05/2011 13:00	0.688	10.99	0.31
15/05/2011 14:00	0.676	10.91	0.31
15/05/2011 15:00	0.65	10.89	0.31
15/05/2011 16:00	0.632	10.9	0.31
15/05/2011 17:00	0.646	10.87	0.31
15/05/2011 18:00	0.662	10.87	0.31
15/05/2011 19:00	0.685	10.89	0.31

15/05/2011 20:00	0.707	10.82	0.31
15/05/2011 21:00	0.728	10.89	0.31
15/05/2011 22:00	0.737	10.99	0.31
15/05/2011 23:00	0.738	10.97	0.31
16/05/2011 00:00	0.724	11.03	0.31
16/05/2011 01:00	0.701	10.98	0.31
16/05/2011 02:00	0.672	10.9	0.31
16/05/2011 03:00	0.643	10.9	0.31
16/05/2011 04:00	0.623	10.89	0.31
16/05/2011 05:00	0.617	10.89	0.31
16/05/2011 06:00	0.627	10.89	0.31
16/05/2011 07:00	0.644	10.87	0.31
16/05/2011 08:00	0.659	10.85	0.31
16/05/2011 09:00	0.682	10.85	0.31
16/05/2011 10:00	0.702	10.92	0.31
16/05/2011 11:00	0.711	10.96	0.31
16/05/2011 12:00	0.71	11.02	0.31
16/05/2011 13:00	0.695	11	0.31
16/05/2011 14:00	0.671	10.9	0.31
16/05/2011 15:00	0.643	10.9	0.31
16/05/2011 16:00	0.625	10.9	0.31
16/05/2011 17:00	0.62	10.89	0.31
16/05/2011 18:00	0.635	10.87	0.31
16/05/2011 19:00	0.655	10.83	0.31
16/05/2011 20:00	0.681	10.85	0.31
16/05/2011 21:00	0.707	10.84	0.31
16/05/2011 22:00	0.729	10.93	0.31
16/05/2011 23:00	0.742	11.02	0.31
17/05/2011 00:00	0.745	11.03	0.31
17/05/2011 01:00	0.733	10.96	0.31
17/05/2011 02:00	0.704	10.91	0.31
17/05/2011 03:00	0.678	10.86	0.31
17/05/2011 04:00	0.652	10.91	0.31
17/05/2011 05:00	0.629	10.9	0.31
17/05/2011 06:00	0.63	10.91	0.31
17/05/2011 07:00	0.644	10.86	0.31
17/05/2011 08:00	0.664	10.85	0.31
17/05/2011 09:00	0.678	10.82	0.31
17/05/2011 10:00	0.707	10.89	0.31
17/05/2011 11:00	0.725	11.02	0.31
17/05/2011 12:00	0.733	10.97	0.31
17/05/2011 13:00	0.731	11.02	0.31
17/05/2011 14:00	0.716	11	0.31
17/05/2011 15:00	0.686	10.93	0.31
17/05/2011 16:00	0.663	10.92	0.31
17/05/2011 17:00	0.644	10.91	0.31
17/05/2011 18:00	0.635	10.91	0.31
17/05/2011 19:00	0.647	10.87	0.31
17/05/2011 20:00	0.669	10.86	0.31
17/05/2011 21:00	0.69	10.84	0.31
17/05/2011 22:00	0.717	10.83	0.31
17/05/2011 23:00	0.744	10.95	0.31
18/05/2011 00:00	0.747	10.97	0.31
18/05/2011 01:00	0.751	11.05	0.31
18/05/2011 02:00	0.728	10.98	0.31
18/05/2011 03:00	0.704	10.93	0.31
18/05/2011 04:00	0.673	10.9	0.31
18/05/2011 05:00	0.65	10.91	0.31
18/05/2011 06:00	0.626	10.9	0.31

18/05/2011 07:00	0.63	10.9	0.31
18/05/2011 08:00	0.644	10.88	0.31
18/05/2011 09:00	0.661	10.86	0.31
18/05/2011 10:00	0.677	10.83	0.31
18/05/2011 11:00	0.707	10.91	0.31
18/05/2011 12:00	0.72	10.92	0.31
18/05/2011 13:00	0.721	11	0.31
18/05/2011 14:00	0.712	11.01	0.31
18/05/2011 15:00	0.687	10.94	0.31
18/05/2011 16:00	0.662	10.87	0.31
18/05/2011 17:00	0.636	10.86	0.31
18/05/2011 18:00	0.619	10.86	0.31
18/05/2011 19:00	0.622	10.87	0.31
18/05/2011 20:00	0.646	10.85	0.31
18/05/2011 21:00	0.666	10.85	0.31
18/05/2011 22:00	0.689	10.81	0.31
18/05/2011 23:00	0.721	10.94	0.31
19/05/2011 00:00	0.741	10.92	0.31
19/05/2011 01:00	0.753	10.97	0.31
19/05/2011 02:00	0.756	11.01	0.31
19/05/2011 03:00	0.735	10.96	0.31
19/05/2011 04:00	0.708	11	0.31
19/05/2011 05:00	0.677	10.93	0.31
19/05/2011 06:00	0.657	10.91	0.31
19/05/2011 07:00	0.64	10.91	0.31
19/05/2011 08:00	0.646	10.87	0.31
19/05/2011 09:00	0.663	10.85	0.31
19/05/2011 10:00	0.684	10.83	0.31
19/05/2011 11:00	0.709	10.86	0.31
19/05/2011 12:00	0.739	10.93	0.31
19/05/2011 13:00	0.751	11.06	0.31
19/05/2011 14:00	0.751	11.01	0.31
19/05/2011 15:00	0.732	11.03	0.32
19/05/2011 16:00	0.709	11.03	0.32
19/05/2011 17:00	0.682	10.91	0.31
19/05/2011 18:00	0.655	10.93	0.31
19/05/2011 19:00	0.644	10.9	0.31
19/05/2011 20:00	0.648	10.9	0.31
19/05/2011 21:00	0.666	10.88	0.31
19/05/2011 22:00	0.688	10.88	0.31
19/05/2011 23:00	0.709	10.85	0.31
20/05/2011 00:00	0.738	10.95	0.31
20/05/2011 01:00	0.753	10.99	0.32
20/05/2011 02:00	0.763	11	0.32
20/05/2011 03:00	0.756	11.02	0.32
20/05/2011 04:00	0.728	11.03	0.32
20/05/2011 05:00	0.706	10.94	0.32
20/05/2011 06:00	0.679	10.91	0.32
20/05/2011 07:00	0.648	10.92	0.32
20/05/2011 08:00	0.635	10.89	0.32
20/05/2011 09:00	0.639	10.88	0.31
20/05/2011 10:00	0.654	10.87	0.31
20/05/2011 11:00	0.672	10.84	0.31
20/05/2011 12:00	0.658	11.01	0.32
20/05/2011 13:00	0.718	11	0.31
20/05/2011 14:00	0.72	11.03	0.32
20/05/2011 15:00	0.724	11.02	0.32
20/05/2011 16:00	0.71	11	0.32
20/05/2011 17:00	0.686	10.95	0.32

20/05/2011 18:00	0.662	10.88	0.32
20/05/2011 19:00	0.637	10.84	0.32
20/05/2011 20:00	0.627	10.84	0.31
20/05/2011 21:00	0.638	10.85	0.3
20/05/2011 22:00	0.653	10.83	0.31
20/05/2011 23:00	0.669	10.83	0.3
21/05/2011 00:00	0.696	10.78	0.31
21/05/2011 01:00	0.721	10.9	0.31
21/05/2011 02:00	0.738	11	0.31
21/05/2011 03:00	0.75	11.08	0.31
21/05/2011 04:00	0.743	11.07	0.31
21/05/2011 05:00	0.72	11.04	0.31
21/05/2011 06:00	0.693	10.9	0.31
21/05/2011 07:00	0.666	10.89	0.31
21/05/2011 08:00	0.642	10.85	0.31
21/05/2011 09:00	0.641	10.86	0.31
21/05/2011 10:00	0.658	10.83	0.31
21/05/2011 11:00	0.673	10.8	0.31
21/05/2011 12:00	0.694	10.88	0.31
21/05/2011 13:00	0.717	10.94	0.31
21/05/2011 14:00	0.731	11.05	0.31
21/05/2011 15:00	0.735	11.04	0.31
21/05/2011 16:00	0.728	11.06	0.32
21/05/2011 17:00	0.707	10.98	0.31
21/05/2011 18:00	0.684	10.91	0.31
21/05/2011 19:00	0.665	10.83	0.31
21/05/2011 20:00	0.644	10.85	0.31
21/05/2011 21:00	0.633	10.83	0.31
21/05/2011 22:00	0.64	10.81	0.3
21/05/2011 23:00	0.652	10.81	0.3
22/05/2011 00:00	0.67	10.79	0.3
22/05/2011 01:00	0.692	10.83	0.31
22/05/2011 02:00	0.714	10.86	0.31
22/05/2011 03:00	0.728	10.94	0.31
22/05/2011 04:00	0.736	10.99	0.31
22/05/2011 05:00	0.719	10.96	0.31
22/05/2011 06:00	0.695	10.85	0.31
22/05/2011 07:00	0.671	10.81	0.31
22/05/2011 08:00	0.647	10.83	0.31
22/05/2011 09:00	0.633	10.82	0.31
22/05/2011 10:00	0.628	10.8	0.3
22/05/2011 11:00	0.638	10.79	0.3
22/05/2011 12:00	0.658	10.8	0.3
22/05/2011 13:00	0.679	10.84	0.31
22/05/2011 14:00	0.694	10.84	0.31
22/05/2011 15:00	0.71	11.01	0.31
22/05/2011 16:00	0.714	11	0.31
22/05/2011 17:00	0.697	10.98	0.31
22/05/2011 18:00	0.67	10.9	0.31
22/05/2011 19:00	0.66	10.79	0.31
22/05/2011 20:00	0.634	10.81	0.31
22/05/2011 21:00	0.625	10.81	0.31
22/05/2011 22:00	0.618	10.81	0.3
22/05/2011 23:00	0.625	10.83	0.3
23/05/2011 00:00	0.641	10.79	0.3
23/05/2011 01:00	0.662	10.8	0.3
23/05/2011 02:00	0.686	10.84	0.3
23/05/2011 03:00	0.71	10.92	0.31
23/05/2011 04:00	0.727	11.04	0.31

23/05/2011 05:00	0.73	11.03	0.32
23/05/2011 06:00	0.716	10.98	0.31
23/05/2011 07:00	0.697	10.98	0.31
23/05/2011 08:00	0.667	10.91	0.31
23/05/2011 09:00	0.65	10.79	0.31
23/05/2011 10:00	0.642	10.79	0.31
23/05/2011 11:00	0.645	10.78	0.31
23/05/2011 12:00	0.661	10.79	0.31
23/05/2011 13:00	0.673	10.75	0.31
23/05/2011 14:00	0.687	10.82	0.31
23/05/2011 15:00	0.695	10.91	0.31
23/05/2011 16:00	0.7	10.96	0.31
23/05/2011 17:00	0.687	10.85	0.31
23/05/2011 18:00	0.667	10.85	0.31
23/05/2011 19:00	0.646	10.77	0.31
23/05/2011 20:00	0.625	10.81	0.31
23/05/2011 21:00	0.608	10.82	0.3
23/05/2011 22:00	0.591	10.81	0.3
23/05/2011 23:00	0.583	10.78	0.3
24/05/2011 00:00	0.583	10.83	0.3
24/05/2011 01:00	0.592	10.8	0.3
24/05/2011 02:00	0.604	10.8	0.3
24/05/2011 03:00	0.622	10.77	0.3
24/05/2011 04:00	0.643	10.8	0.3
24/05/2011 05:00	0.664	10.78	0.3
24/05/2011 06:00	0.67	10.76	0.3
24/05/2011 07:00	0.657	10.8	0.3
24/05/2011 08:00	0.643	10.78	0.3
24/05/2011 09:00	0.634	10.81	0.3
24/05/2011 10:00	0.636	10.78	0.3
24/05/2011 11:00	0.645	10.81	0.3
24/05/2011 12:00	0.669	10.82	0.31
24/05/2011 13:00	0.683	10.96	0.31
24/05/2011 14:00	0.703	11.04	0.31
24/05/2011 15:00	0.727	11.05	0.31
24/05/2011 16:00	0.738	11.09	0.32
24/05/2011 17:00	0.747	11.12	0.32
24/05/2011 18:00	0.744	11.09	0.32
24/05/2011 19:00	0.743	11.1	0.32
24/05/2011 20:00	0.722	11.01	0.32
24/05/2011 21:00	0.699	10.97	0.32
24/05/2011 22:00	0.672	10.86	0.31
24/05/2011 23:00	0.653	10.87	0.31
25/05/2011 00:00	0.646	10.86	0.32
25/05/2011 01:00	0.644	10.83	0.32
25/05/2011 02:00	0.648	10.82	0.32
25/05/2011 03:00	0.666	10.81	0.31
25/05/2011 04:00	0.681	10.81	0.31
25/05/2011 05:00	0.7	10.88	0.32
25/05/2011 06:00	0.715	10.94	0.32
25/05/2011 07:00	0.711	11	0.32
25/05/2011 08:00	0.694	10.97	0.32
25/05/2011 09:00	0.674	10.93	0.32
25/05/2011 10:00	0.662	10.82	0.32
25/05/2011 11:00	0.649	10.78	0.32
25/05/2011 12:00	0.645	10.83	0.32
25/05/2011 13:00	0.645	10.81	0.32
25/05/2011 14:00	0.66	10.82	0.32
25/05/2011 15:00	0.668	10.8	0.31

25/05/2011 16:00	0.685	10.88	0.32
25/05/2011 17:00	0.701	10.91	0.32
25/05/2011 18:00	0.706	10.98	0.32
25/05/2011 19:00	0.713	10.97	0.32
25/05/2011 20:00	0.703	10.92	0.32
25/05/2011 21:00	0.681	10.84	0.32
25/05/2011 22:00	0.663	10.8	0.32
25/05/2011 23:00	0.636	10.79	0.32
26/05/2011 00:00	0.625	10.83	0.31
26/05/2011 01:00	0.62	10.8	0.3
26/05/2011 02:00	0.619	10.83	0.3
26/05/2011 03:00	0.63	10.8	0.3
26/05/2011 04:00	0.648	10.8	0.3
26/05/2011 05:00	0.666	10.81	0.3
26/05/2011 06:00	0.682	10.81	0.31
26/05/2011 07:00	0.698	10.88	0.31
26/05/2011 08:00	0.704	10.9	0.31
26/05/2011 09:00	0.685	10.89	0.31
26/05/2011 10:00	0.676	10.86	0.31
26/05/2011 11:00	0.661	10.82	0.31
26/05/2011 12:00	0.652	10.76	0.31
26/05/2011 13:00	0.646	10.78	0.31
26/05/2011 14:00	0.655	10.77	0.3
26/05/2011 15:00	0.66	10.82	0.31
26/05/2011 16:00	0.688	10.83	0.31
26/05/2011 17:00	0.7	10.9	0.31
26/05/2011 18:00	0.709	10.95	0.31
26/05/2011 19:00	0.721	11.04	0.31
26/05/2011 20:00	0.725	10.99	0.31
26/05/2011 21:00	0.713	11.01	0.31
26/05/2011 22:00	0.697	10.84	0.31
26/05/2011 23:00	0.68	10.82	0.31
27/05/2011 00:00	0.656	10.83	0.31
27/05/2011 01:00	0.648	10.78	0.31
27/05/2011 02:00	0.636	10.8	0.31
27/05/2011 03:00	0.644	10.79	0.31
27/05/2011 04:00	0.663	10.78	0.3
27/05/2011 05:00	0.677	10.79	0.3
27/05/2011 06:00	0.693	10.85	0.31
27/05/2011 07:00	0.708	10.97	0.31
27/05/2011 08:00	0.72	11.02	0.31
27/05/2011 09:00	0.725	11.08	0.31
27/05/2011 10:00	0.714	11.02	0.31
27/05/2011 11:00	0.704	10.98	0.31
27/05/2011 12:00	0.686	10.84	0.31
27/05/2011 13:00	0.672	10.88	0.31
27/05/2011 14:00	0.66	10.81	0.31
27/05/2011 15:00	0.653	10.85	0.31
27/05/2011 16:00	0.665	10.78	0.31
27/05/2011 17:00	0.682	10.76	0.31
27/05/2011 18:00	0.694	10.86	0.31
27/05/2011 19:00	0.702	10.88	0.31
27/05/2011 20:00	0.716	11	0.31
27/05/2011 21:00	0.71	11	0.31
27/05/2011 22:00	0.702	10.96	0.31
27/05/2011 23:00	0.682	10.87	0.31
28/05/2011 00:00	0.66	10.8	0.31
28/05/2011 01:00	0.639	10.81	0.31
28/05/2011 02:00	0.622	10.81	0.31

28/05/2011 03:00	0.618	10.82	0.31
28/05/2011 04:00	0.616	10.8	0.3
28/05/2011 05:00	0.62	10.8	0.3
28/05/2011 06:00	0.632	10.8	0.3
28/05/2011 07:00	0.646	10.79	0.3
28/05/2011 08:00	0.661	10.75	0.3
28/05/2011 09:00	0.682	10.87	0.31
28/05/2011 10:00	0.68	10.89	0.31
28/05/2011 11:00	0.666	10.76	0.31
28/05/2011 12:00	0.65	10.76	0.31
28/05/2011 13:00	0.638	10.78	0.3
28/05/2011 14:00	0.626	10.78	0.3
28/05/2011 15:00	0.623	10.79	0.3
28/05/2011 16:00	0.627	10.79	0.3
28/05/2011 17:00	0.638	10.81	0.31
28/05/2011 18:00	0.655	10.78	0.31
28/05/2011 19:00	0.679	10.82	0.31
28/05/2011 20:00	0.699	10.93	0.31
28/05/2011 21:00	0.717	11.02	0.31
28/05/2011 22:00	0.719	11.06	0.31
28/05/2011 23:00	0.709	11.02	0.31
29/05/2011 00:00	0.693	10.98	0.31
29/05/2011 01:00	0.678	10.89	0.31
29/05/2011 02:00	0.66	10.76	0.31
29/05/2011 03:00	0.644	10.76	0.31
29/05/2011 04:00	0.634	10.81	0.31
29/05/2011 05:00	0.644	10.78	0.31
29/05/2011 06:00	0.65	10.77	0.31
29/05/2011 07:00	0.669	10.74	0.31
29/05/2011 08:00	0.682	10.84	0.31
29/05/2011 09:00	0.698	10.82	0.31
29/05/2011 10:00	0.706	11.01	0.31
29/05/2011 11:00	0.705	10.96	0.31
29/05/2011 12:00	0.691	11	0.31
29/05/2011 13:00	0.671	10.8	0.31
29/05/2011 14:00	0.656	10.81	0.31
29/05/2011 15:00	0.634	10.78	0.31
29/05/2011 16:00	0.634	10.8	0.31
29/05/2011 17:00	0.636	10.82	0.31
29/05/2011 18:00	0.647	10.76	0.31
29/05/2011 19:00	0.665	10.78	0.31
29/05/2011 20:00	0.679	10.84	0.31
29/05/2011 21:00	0.702	10.93	0.31
29/05/2011 22:00	0.71	10.91	0.31
29/05/2011 23:00	0.71	10.95	0.31
30/05/2011 00:00	0.696	10.92	0.31
30/05/2011 01:00	0.678	10.92	0.31
30/05/2011 02:00	0.655	10.77	0.31
30/05/2011 03:00	0.643	10.81	0.31
30/05/2011 04:00	0.633	10.79	0.31
30/05/2011 05:00	0.629	10.78	0.3
30/05/2011 06:00	0.642	10.82	0.3
30/05/2011 07:00	0.653	10.78	0.31
30/05/2011 08:00	0.671	10.82	0.31
30/05/2011 09:00	0.691	10.91	0.31
30/05/2011 10:00	0.708	11.04	0.31
30/05/2011 11:00	0.716	11.06	0.31
30/05/2011 12:00	0.713	11.04	0.31
30/05/2011 13:00	0.694	11.01	0.31

30/05/2011 14:00	0.677	10.89	0.31
30/05/2011 15:00	0.656	10.8	0.31
30/05/2011 16:00	0.646	10.8	0.31
30/05/2011 17:00	0.644	10.79	0.31
30/05/2011 18:00	0.657	10.77	0.31
30/05/2011 19:00	0.668	10.82	0.31
30/05/2011 20:00	0.688	10.86	0.31
30/05/2011 21:00	0.709	10.9	0.31
30/05/2011 22:00	0.723	11.01	0.31
30/05/2011 23:00	0.733	11.06	0.31
31/05/2011 00:00	0.728	11.07	0.32
31/05/2011 01:00	0.716	10.97	0.31
31/05/2011 02:00	0.691	10.93	0.31
31/05/2011 03:00	0.667	10.81	0.31
31/05/2011 04:00	0.647	10.79	0.31
31/05/2011 05:00	0.637	10.84	0.31
31/05/2011 06:00	0.643	10.81	0.31
31/05/2011 07:00	0.652	10.77	0.31
31/05/2011 08:00	0.666	10.74	0.31
31/05/2011 09:00	0.686	10.8	0.31
31/05/2011 10:00	0.701	10.97	0.31
31/05/2011 11:00	0.712	11.02	0.31
31/05/2011 12:00	0.717	11.06	0.32
31/05/2011 13:00	0.708	11.07	0.32
31/05/2011 14:00	0.695	11	0.32
31/05/2011 15:00	0.68	10.83	0.31
31/05/2011 16:00	0.658	10.84	0.31
31/05/2011 17:00	0.644	10.81	0.31
31/05/2011 18:00	0.65	10.76	0.31
31/05/2011 19:00	0.658	10.8	0.31
31/05/2011 20:00	0.671	10.77	0.31
31/05/2011 21:00	0.688	10.84	0.31
31/05/2011 22:00	0.709	10.89	0.31
31/05/2011 23:00	0.717	11.02	0.32
01/06/2011 00:00	0.723	10.97	0.32
01/06/2011 01:00	0.713	11.02	0.32
01/06/2011 02:00	0.69	10.93	0.32
01/06/2011 03:00	0.666	10.83	0.31
01/06/2011 04:00	0.643	10.77	0.31
01/06/2011 05:00	0.622	10.77	0.31
01/06/2011 06:00	0.615	10.8	0.31
01/06/2011 07:00	0.616	10.8	0.3
01/06/2011 08:00	0.628	10.79	0.3
01/06/2011 09:00	0.645	10.77	0.31
01/06/2011 10:00	0.667	10.76	0.31
01/06/2011 11:00	0.685	10.91	0.31
01/06/2011 12:00	0.698	10.93	0.31
01/06/2011 13:00	0.695	10.9	0.31
01/06/2011 14:00	0.675	10.9	0.31
01/06/2011 15:00	0.654	10.8	0.31
01/06/2011 16:00	0.629	10.79	0.31
01/06/2011 17:00	0.605	10.8	0.31
01/06/2011 18:00	0.597	10.8	0.3
01/06/2011 19:00	0.606	10.8	0.3
01/06/2011 20:00	0.622	10.79	0.3
01/06/2011 21:00	0.638	10.77	0.3
01/06/2011 22:00	0.663	10.82	0.3
01/06/2011 23:00	0.681	10.86	0.31
02/06/2011 00:00	0.699	10.9	0.31

02/06/2011 01:00	0.707	11.02	0.31
02/06/2011 02:00	0.691	10.94	0.31
02/06/2011 03:00	0.668	10.92	0.31
02/06/2011 04:00	0.645	10.84	0.31
02/06/2011 05:00	0.631	10.82	0.31
02/06/2011 06:00	0.615	10.77	0.31
02/06/2011 07:00	0.618	10.79	0.3
02/06/2011 08:00	0.625	10.77	0.3
02/06/2011 09:00	0.643	10.8	0.31
02/06/2011 10:00	0.667	10.87	0.31
02/06/2011 11:00	0.687	10.95	0.31
02/06/2011 12:00	0.7	11.01	0.31
02/06/2011 13:00	0.705	11.03	0.31
02/06/2011 14:00	0.696	11.04	0.31
02/06/2011 15:00	0.67	10.95	0.31
02/06/2011 16:00	0.644	10.83	0.31
02/06/2011 17:00	0.622	10.83	0.31
02/06/2011 18:00	0.609	10.78	0.31
02/06/2011 19:00	0.607	10.81	0.31
02/06/2011 20:00	0.624	10.8	0.31
02/06/2011 21:00	0.639	10.78	0.31
02/06/2011 22:00	0.661	10.8	0.31
02/06/2011 23:00	0.685	10.82	0.31
03/06/2011 00:00	0.699	10.92	0.31
03/06/2011 01:00	0.71	10.98	0.31
03/06/2011 02:00	0.71	11.03	0.31
03/06/2011 03:00	0.692	10.94	0.31
03/06/2011 04:00	0.67	10.87	0.31
03/06/2011 05:00	0.647	10.81	0.31
03/06/2011 06:00	0.622	10.8	0.31
03/06/2011 07:00	0.616	10.8	0.31
03/06/2011 08:00	0.626	10.79	0.3
03/06/2011 09:00	0.644	10.78	0.3
03/06/2011 10:00	0.656	10.79	0.31
03/06/2011 11:00	0.676	10.88	0.31
03/06/2011 12:00	0.691	10.95	0.31
03/06/2011 13:00	0.694	10.98	0.31
03/06/2011 14:00	0.699	10.99	0.31
03/06/2011 15:00	0.684	10.99	0.31
03/06/2011 16:00	0.662	10.91	0.31
03/06/2011 17:00	0.631	10.88	0.31
03/06/2011 18:00	0.612	10.86	0.31
03/06/2011 19:00	0.601	10.83	0.31
03/06/2011 20:00	0.61	10.84	0.3
03/06/2011 21:00	0.626	10.83	0.3
03/06/2011 22:00	0.641	10.83	0.3
03/06/2011 23:00	0.667	10.81	0.31
04/06/2011 00:00	0.685	10.86	0.31
04/06/2011 01:00	0.704	10.92	0.31
04/06/2011 02:00	0.712	10.88	0.31
04/06/2011 03:00	0.708	10.97	0.31
04/06/2011 04:00	0.688	10.95	0.31
04/06/2011 05:00	0.665	10.87	0.31
04/06/2011 06:00	0.639	10.84	0.31
04/06/2011 07:00	0.621	10.81	0.31
04/06/2011 08:00	0.626	10.82	0.3
04/06/2011 09:00	0.639	10.81	0.31
04/06/2011 10:00	0.652	10.79	0.31
04/06/2011 11:00	0.678	10.86	0.31

04/06/2011 12:00	0.702	10.93	0.31
04/06/2011 13:00	0.72	11.02	0.31
04/06/2011 14:00	0.728	11.01	0.31
04/06/2011 15:00	0.728	11	0.31
04/06/2011 16:00	0.711	10.96	0.31
04/06/2011 17:00	0.687	10.91	0.31
04/06/2011 18:00	0.665	10.86	0.31
04/06/2011 19:00	0.646	10.86	0.31
04/06/2011 20:00	0.641	10.87	0.31
04/06/2011 21:00	0.649	10.85	0.31
04/06/2011 22:00	0.665	10.84	0.31
04/06/2011 23:00	0.686	10.8	0.31
05/06/2011 00:00	0.708	10.88	0.31
05/06/2011 01:00	0.73	10.97	0.31
05/06/2011 02:00	0.742	10.94	0.31
05/06/2011 03:00	0.75	11.03	0.32
05/06/2011 04:00	0.736	11.04	0.32
05/06/2011 05:00	0.715	11	0.32
05/06/2011 06:00	0.687	10.91	0.31
05/06/2011 07:00	0.666	10.87	0.31
05/06/2011 08:00	0.651	10.86	0.31
05/06/2011 09:00	0.662	10.84	0.31
05/06/2011 10:00	0.679	10.84	0.31
05/06/2011 11:00	0.691	10.82	0.31
05/06/2011 12:00	0.717	10.89	0.31
05/06/2011 13:00	0.733	10.94	0.32
05/06/2011 14:00	0.747	10.97	0.32
05/06/2011 15:00	0.744	10.94	0.32
05/06/2011 16:00	0.74	10.96	0.32
05/06/2011 17:00	0.715	10.9	0.32
05/06/2011 18:00	0.694	10.9	0.32
05/06/2011 19:00	0.672	10.87	0.32
05/06/2011 20:00	0.657	10.89	0.32
05/06/2011 21:00	0.653	10.87	0.31
05/06/2011 22:00	0.665	10.86	0.31
05/06/2011 23:00	0.677	10.82	0.31
06/06/2011 00:00	0.699	10.81	0.31
06/06/2011 01:00	0.727	10.91	0.32
06/06/2011 02:00	0.743	10.97	0.32
06/06/2011 03:00	0.762	10.93	0.32
06/06/2011 04:00	0.756	10.97	0.32
06/06/2011 05:00	0.74	11.03	0.32
06/06/2011 06:00	0.715	10.94	0.32
06/06/2011 07:00	0.695	10.91	0.32
06/06/2011 08:00	0.675	10.88	0.32
06/06/2011 09:00	0.676	10.87	0.32
06/06/2011 10:00	0.68	10.84	0.31
06/06/2011 11:00	0.698	10.81	0.32
06/06/2011 12:00	0.721	10.86	0.32
06/06/2011 13:00	0.741	10.93	0.32
06/06/2011 14:00	0.759	11.01	0.32
06/06/2011 15:00	0.761	10.96	0.32
06/06/2011 16:00	0.759	11.05	0.32
06/06/2011 17:00	0.737	11.04	0.32
06/06/2011 18:00	0.709	10.96	0.32
06/06/2011 19:00	0.688	10.89	0.32
06/06/2011 20:00	0.668	10.88	0.32
06/06/2011 21:00	0.654	10.89	0.32
06/06/2011 22:00	0.654	10.88	0.32

06/06/2011 23:00	0.667	10.86	0.32
07/06/2011 00:00	0.684	10.83	0.31
07/06/2011 01:00	0.708	10.8	0.31
07/06/2011 02:00	0.732	10.87	0.32
07/06/2011 03:00	0.752	10.87	0.32
07/06/2011 04:00	0.76	11.01	0.32
07/06/2011 05:00	0.753	11.01	0.32
07/06/2011 06:00	0.73	10.95	0.32
07/06/2011 07:00	0.71	10.83	0.32
07/06/2011 08:00	0.694	10.88	0.32
07/06/2011 09:00	0.668	10.84	0.32
07/06/2011 10:00	0.666	10.86	0.32
07/06/2011 11:00	0.673	10.82	0.32
07/06/2011 12:00	0.691	10.82	0.32
07/06/2011 13:00	0.713	10.81	0.32
07/06/2011 14:00	0.734	10.94	0.32
07/06/2011 15:00	0.747	11	0.32
07/06/2011 16:00	0.752	10.94	0.32
07/06/2011 17:00	0.743	11	0.32
07/06/2011 18:00	0.726	11.01	0.32
07/06/2011 19:00	0.709	10.94	0.32
07/06/2011 20:00	0.685	10.87	0.32
07/06/2011 21:00	0.661	10.88	0.32
07/06/2011 22:00	0.651	10.87	0.32
07/06/2011 23:00	0.652	10.87	0.32
08/06/2011 00:00	0.663	10.85	0.31
08/06/2011 01:00	0.677	10.83	0.31
08/06/2011 02:00	0.701	10.8	0.31
08/06/2011 03:00	0.717	10.83	0.31
08/06/2011 04:00	0.742	10.92	0.31
08/06/2011 05:00	0.75	10.89	0.31
08/06/2011 06:00	0.736	10.95	0.32
08/06/2011 07:00	0.706	10.84	0.31
08/06/2011 08:00	0.683	10.86	0.32
08/06/2011 09:00	0.66	10.83	0.31
08/06/2011 10:00	0.65	10.84	0.31
08/06/2011 11:00	0.651	10.83	0.31
08/06/2011 12:00	0.666	10.84	0.31
08/06/2011 13:00	0.69	10.79	0.31
08/06/2011 14:00	0.704	10.8	0.31
08/06/2011 15:00	0.721	10.89	0.31
08/06/2011 16:00	0.73	10.99	0.31
08/06/2011 17:00	0.738	10.97	0.31
08/06/2011 18:00	0.725	10.97	0.32
08/06/2011 19:00	0.709	10.93	0.32
08/06/2011 20:00	0.687	10.84	0.31
08/06/2011 21:00	0.663	10.85	0.31
08/06/2011 22:00	0.643	10.85	0.31
08/06/2011 23:00	0.627	10.86	0.31
09/06/2011 00:00	0.631	10.84	0.3
09/06/2011 01:00	0.641	10.84	0.3
09/06/2011 02:00	0.655	10.83	0.3
09/06/2011 03:00	0.678	10.8	0.3
09/06/2011 04:00	0.699	10.78	0.3
09/06/2011 05:00	0.72	10.84	0.31
09/06/2011 06:00	0.723	10.98	0.31
09/06/2011 07:00	0.71	10.93	0.31
09/06/2011 08:00	0.684	10.91	0.31
09/06/2011 09:00	0.666	10.84	0.31

09/06/2011 10:00	0.647	10.83	0.31
09/06/2011 11:00	0.634	10.84	0.31
09/06/2011 12:00	0.638	10.83	0.3
09/06/2011 13:00	0.656	10.83	0.3
09/06/2011 14:00	0.676	10.78	0.3
09/06/2011 15:00	0.694	10.79	0.3
09/06/2011 16:00	0.714	10.86	0.31
09/06/2011 17:00	0.729	10.91	0.31
09/06/2011 18:00	0.729	10.96	0.31
09/06/2011 19:00	0.722	10.85	0.31
09/06/2011 20:00	0.702	10.89	0.31
09/06/2011 21:00	0.678	10.86	0.31
09/06/2011 22:00	0.655	10.84	0.31
09/06/2011 23:00	0.631	10.83	0.31
10/06/2011 00:00	0.621	10.83	0.3
10/06/2011 01:00	0.62	10.83	0.3
10/06/2011 02:00	0.632	10.83	0.3
10/06/2011 03:00	0.653	10.82	0.3
10/06/2011 04:00	0.668	10.81	0.3
10/06/2011 05:00	0.694	10.8	0.3
10/06/2011 06:00	0.712	10.93	0.31
10/06/2011 07:00	0.717	10.96	0.31
10/06/2011 08:00	0.698	10.97	0.31
10/06/2011 09:00	0.684	10.91	0.31
10/06/2011 10:00	0.669	10.87	0.31
10/06/2011 11:00	0.653	10.83	0.31
10/06/2011 12:00	0.643	10.84	0.31
10/06/2011 13:00	0.643	10.83	0.31
10/06/2011 14:00	0.653	10.82	0.31
10/06/2011 15:00	0.663	10.8	0.31
10/06/2011 16:00	0.683	10.76	0.31
10/06/2011 17:00	0.707	10.89	0.31
10/06/2011 18:00	0.719	10.9	0.31
10/06/2011 19:00	0.725	11.02	0.31
10/06/2011 20:00	0.721	10.91	0.31
10/06/2011 21:00	0.703	10.98	0.31
10/06/2011 22:00	0.68	10.84	0.31
10/06/2011 23:00	0.658	10.85	0.31
11/06/2011 00:00	0.639	10.85	0.31
11/06/2011 01:00	0.623	10.84	0.31
11/06/2011 02:00	0.619	10.83	0.3
11/06/2011 03:00	0.633	10.83	0.3
11/06/2011 04:00	0.647	10.82	0.3
11/06/2011 05:00	0.666	10.8	0.3
11/06/2011 06:00	0.686	10.81	0.31
11/06/2011 07:00	0.707	10.85	0.31
11/06/2011 08:00	0.715	10.96	0.31
11/06/2011 09:00	0.711	10.88	0.31
11/06/2011 10:00	0.69	10.96	0.31
11/06/2011 11:00	0.668	10.9	0.31
11/06/2011 12:00	0.648	10.84	0.31
11/06/2011 13:00	0.634	10.84	0.31
11/06/2011 14:00	0.631	10.83	0.31
11/06/2011 15:00	0.644	10.82	0.31
11/06/2011 16:00	0.652	10.81	0.31
11/06/2011 17:00	0.67	10.81	0.31
11/06/2011 18:00	0.698	10.82	0.31
11/06/2011 19:00	0.72	10.87	0.31
11/06/2011 20:00	0.722	10.94	0.31

11/06/2011 21:00	0.724	10.89	0.31
11/06/2011 22:00	0.704	10.98	0.31
11/06/2011 23:00	0.682	10.9	0.31
12/06/2011 00:00	0.66	10.84	0.31
12/06/2011 01:00	0.637	10.86	0.31
12/06/2011 02:00	0.621	10.84	0.31
12/06/2011 03:00	0.621	10.82	0.31
12/06/2011 04:00	0.631	10.83	0.3
12/06/2011 05:00	0.649	10.83	0.3
12/06/2011 06:00	0.664	10.8	0.3
12/06/2011 07:00	0.679	10.85	0.31
12/06/2011 08:00	0.692	10.9	0.31
12/06/2011 09:00	0.7	10.97	0.31
12/06/2011 10:00	0.694	10.9	0.31
12/06/2011 11:00	0.683	10.97	0.31
12/06/2011 12:00	0.665	10.88	0.31
12/06/2011 13:00	0.652	10.83	0.31
12/06/2011 14:00	0.634	10.84	0.31
12/06/2011 15:00	0.633	10.82	0.31
12/06/2011 16:00	0.645	10.8	0.3
12/06/2011 17:00	0.662	10.8	0.3
12/06/2011 18:00	0.683	10.77	0.31
12/06/2011 19:00	0.707	10.88	0.31
12/06/2011 20:00	0.723	10.83	0.31
12/06/2011 21:00	0.727	10.9	0.31
12/06/2011 22:00	0.726	10.92	0.31
12/06/2011 23:00	0.71	10.98	0.31
13/06/2011 00:00	0.682	10.88	0.31
13/06/2011 01:00	0.663	10.85	0.31
13/06/2011 02:00	0.636	10.85	0.31
13/06/2011 03:00	0.621	10.83	0.31
13/06/2011 04:00	0.615	10.84	0.3
13/06/2011 05:00	0.623	10.82	0.3
13/06/2011 06:00	0.635	10.83	0.3
13/06/2011 07:00	0.656	10.83	0.3
13/06/2011 08:00	0.68	10.82	0.31
13/06/2011 09:00	0.697	10.88	0.31
13/06/2011 10:00	0.709	10.89	0.31
13/06/2011 11:00	0.699	10.93	0.31
13/06/2011 12:00	0.677	10.92	0.31
13/06/2011 13:00	0.657	10.88	0.31
13/06/2011 14:00	0.635	10.83	0.31
13/06/2011 15:00	0.617	10.82	0.31
13/06/2011 16:00	0.611	10.83	0.31
13/06/2011 17:00	0.62	10.82	0.3
13/06/2011 18:00	0.636	10.8	0.3
13/06/2011 19:00	0.666	10.8	0.31
13/06/2011 20:00	0.696	10.76	0.31
13/06/2011 21:00	0.717	10.95	0.31
13/06/2011 22:00	0.731	10.94	0.31
13/06/2011 23:00	0.731	11.01	0.31
14/06/2011 00:00	0.714	10.9	0.31
14/06/2011 01:00	0.693	10.96	0.31
14/06/2011 02:00	0.673	10.87	0.31
14/06/2011 03:00	0.647	10.85	0.31
14/06/2011 04:00	0.633	10.84	0.31
14/06/2011 05:00	0.63	10.84	0.31
14/06/2011 06:00	0.646	10.82	0.31
14/06/2011 07:00	0.657	10.8	0.31

14/06/2011 08:00	0.67	10.83	0.31
14/06/2011 09:00	0.694	10.82	0.31
14/06/2011 10:00	0.711	10.94	0.31
14/06/2011 11:00	0.713	10.96	0.31
14/06/2011 12:00	0.711	11.01	0.32
14/06/2011 13:00	0.691	11.01	0.32
14/06/2011 14:00	0.666	10.93	0.32
14/06/2011 15:00	0.648	10.85	0.31
14/06/2011 16:00	0.631	10.85	0.31
14/06/2011 17:00	0.621	10.86	0.31
14/06/2011 18:00	0.633	10.83	0.31
14/06/2011 19:00	0.659	10.83	0.31
14/06/2011 20:00	0.683	10.83	0.31
14/06/2011 21:00	0.705	10.85	0.31
14/06/2011 22:00	0.729	10.86	0.31
14/06/2011 23:00	0.739	10.96	0.32
15/06/2011 00:00	0.739	11.02	0.32
15/06/2011 01:00	0.72	11.01	0.32
15/06/2011 02:00	0.696	10.92	0.32
15/06/2011 03:00	0.67	10.87	0.32
15/06/2011 04:00	0.647	10.86	0.31
15/06/2011 05:00	0.632	10.86	0.31
15/06/2011 06:00	0.634	10.84	0.31
15/06/2011 07:00	0.649	10.83	0.31
15/06/2011 08:00	0.659	10.79	0.31
15/06/2011 09:00	0.678	10.78	0.31
15/06/2011 10:00	0.694	10.9	0.31
15/06/2011 11:00	0.706	10.95	0.31
15/06/2011 12:00	0.717	11	0.31
15/06/2011 13:00	0.704	10.98	0.32
15/06/2011 14:00	0.682	10.95	0.32
15/06/2011 15:00	0.659	10.86	0.31
15/06/2011 16:00	0.636	10.85	0.31
15/06/2011 17:00	0.618	10.84	0.31
15/06/2011 18:00	0.611	10.83	0.31
15/06/2011 19:00	0.635	10.83	0.3
15/06/2011 20:00	0.654	10.81	0.3
15/06/2011 21:00	0.678	10.8	0.31
15/06/2011 22:00	0.704	10.86	0.31
15/06/2011 23:00	0.731	10.99	0.31
16/06/2011 00:00	0.741	10.94	0.31
16/06/2011 01:00	0.741	11	0.31
16/06/2011 02:00	0.723	10.93	0.31
16/06/2011 03:00	0.702	10.93	0.31
16/06/2011 04:00	0.678	10.85	0.31
16/06/2011 05:00	0.656	10.87	0.31
16/06/2011 06:00	0.643	10.86	0.31
16/06/2011 07:00	0.657	10.84	0.31
16/06/2011 08:00	0.665	10.81	0.31
16/06/2011 09:00	0.677	10.82	0.31
16/06/2011 10:00	0.703	10.8	0.31
16/06/2011 11:00	0.725	10.91	0.31
16/06/2011 12:00	0.741	10.98	0.31
16/06/2011 13:00	0.753	10.98	0.31
16/06/2011 14:00	0.746	11.04	0.32
16/06/2011 15:00	0.72	11	0.32
16/06/2011 16:00	0.688	10.92	0.32
16/06/2011 17:00	0.664	10.87	0.31
16/06/2011 18:00	0.634	10.87	0.31

16/06/2011 19:00	0.642	10.85	0.31
16/06/2011 20:00	0.662	10.83	0.31
16/06/2011 21:00	0.683	10.82	0.31
16/06/2011 22:00	0.699	10.86	0.31
16/06/2011 23:00	0.729	10.84	0.31
17/06/2011 00:00	0.75	10.92	0.31
17/06/2011 01:00	0.764	10.97	0.32
17/06/2011 02:00	0.754	10.96	0.32
17/06/2011 03:00	0.729	10.99	0.32
17/06/2011 04:00	0.705	10.95	0.32
17/06/2011 05:00	0.681	10.87	0.32
17/06/2011 06:00	0.661	10.87	0.32
17/06/2011 07:00	0.649	10.87	0.31
17/06/2011 08:00	0.659	10.84	0.31
17/06/2011 09:00	0.673	10.81	0.31
17/06/2011 10:00	0.698	10.86	0.31
17/06/2011 11:00	0.728	10.85	0.31
17/06/2011 12:00	0.749	10.96	0.32
17/06/2011 13:00	0.749	10.99	0.32
17/06/2011 14:00	0.753	11.06	0.32
17/06/2011 15:00	0.737	11.05	0.32
17/06/2011 16:00	0.719	10.96	0.32
17/06/2011 17:00	0.693	10.87	0.32
17/06/2011 18:00	0.668	10.9	0.32
17/06/2011 19:00	0.648	10.87	0.32
17/06/2011 20:00	0.653	10.85	0.31
17/06/2011 21:00	0.667	10.86	0.31
17/06/2011 22:00	0.693	10.83	0.31
17/06/2011 23:00	0.722	10.78	0.31
18/06/2011 00:00	0.748	10.96	0.32
18/06/2011 01:00	0.772	10.98	0.32
18/06/2011 02:00	0.783	11.02	0.32
18/06/2011 03:00	0.773	11.01	0.32
18/06/2011 04:00	0.746	10.95	0.32
18/06/2011 05:00	0.723	10.99	0.32
18/06/2011 06:00	0.699	10.86	0.32
18/06/2011 07:00	0.68	10.88	0.32
18/06/2011 08:00	0.684	10.86	0.32
18/06/2011 09:00	0.693	10.83	0.32
18/06/2011 10:00	0.71	10.8	0.32
18/06/2011 11:00	0.728	10.9	0.32
18/06/2011 12:00	0.761	10.97	0.32
18/06/2011 13:00	0.783	11.01	0.32
18/06/2011 14:00	0.783	11.04	0.32
18/06/2011 15:00	0.769	11.02	0.32
18/06/2011 16:00	0.745	11.06	0.32
18/06/2011 17:00	0.718	10.91	0.32
18/06/2011 18:00	0.702	10.88	0.32
18/06/2011 19:00	0.682	10.89	0.32
18/06/2011 20:00	0.671	10.9	0.32
18/06/2011 21:00	0.682	10.87	0.32
18/06/2011 22:00	0.696	10.85	0.32
18/06/2011 23:00	0.717	10.84	0.32
19/06/2011 00:00	0.741	10.9	0.32
19/06/2011 01:00	0.765	10.9	0.32
19/06/2011 02:00	0.79	10.98	0.32
19/06/2011 03:00	0.792	11.03	0.32
19/06/2011 04:00	0.776	11.01	0.32
19/06/2011 05:00	0.756	10.97	0.32

19/06/2011 06:00	0.736	10.96	0.32
19/06/2011 07:00	0.716	10.87	0.32
19/06/2011 08:00	0.704	10.87	0.32
19/06/2011 09:00	0.707	10.84	0.32
19/06/2011 10:00	0.72	10.81	0.32
19/06/2011 11:00	0.739	10.94	0.32
19/06/2011 12:00	0.762	10.88	0.32
19/06/2011 13:00	0.785	10.99	0.32
19/06/2011 14:00	0.795	11.11	0.32
19/06/2011 15:00	0.797	11.09	0.32
19/06/2011 16:00	0.777	11.1	0.32
19/06/2011 17:00	0.759	10.97	0.32
19/06/2011 18:00	0.729	10.95	0.32
19/06/2011 19:00	0.702	10.91	0.32
19/06/2011 20:00	0.682	10.91	0.32
19/06/2011 21:00	0.675	10.9	0.32
19/06/2011 22:00	0.689	10.88	0.32
19/06/2011 23:00	0.702	10.86	0.32
20/06/2011 00:00	0.723	10.81	0.32
20/06/2011 01:00	0.748	10.9	0.32
20/06/2011 02:00	0.766	10.83	0.32
20/06/2011 03:00	0.784	10.91	0.32
20/06/2011 04:00	0.784	11.02	0.32
20/06/2011 05:00	0.768	11.02	0.32
20/06/2011 06:00	0.74	10.95	0.32
20/06/2011 07:00	0.714	10.87	0.32
20/06/2011 08:00	0.685	10.86	0.32
20/06/2011 09:00	0.681	10.84	0.32
20/06/2011 10:00	0.694	10.83	0.32
20/06/2011 11:00	0.715	10.85	0.32
20/06/2011 12:00	0.737	10.82	0.32
20/06/2011 13:00	0.763	10.87	0.32
20/06/2011 14:00	0.782	11.03	0.32
20/06/2011 15:00	0.787	11	0.32
20/06/2011 16:00	0.788	10.99	0.32
20/06/2011 17:00	0.771	11.04	0.32
20/06/2011 18:00	0.745	11	0.32
20/06/2011 19:00	0.728	10.87	0.32
20/06/2011 20:00	0.699	10.9	0.32
20/06/2011 21:00	0.681	10.89	0.32
20/06/2011 22:00	0.677	10.88	0.32
20/06/2011 23:00	0.688	10.86	0.32
21/06/2011 00:00	0.699	10.84	0.32
21/06/2011 01:00	0.723	10.8	0.32
21/06/2011 02:00	0.743	10.84	0.32
21/06/2011 03:00	0.772	10.92	0.32
21/06/2011 04:00	0.784	10.98	0.32
21/06/2011 05:00	0.774	11.03	0.32
21/06/2011 06:00	0.756	10.92	0.32
21/06/2011 07:00	0.734	10.87	0.32
21/06/2011 08:00	0.709	10.87	0.32
21/06/2011 09:00	0.691	10.84	0.32
21/06/2011 10:00	0.685	10.85	0.32
21/06/2011 11:00	0.702	10.8	0.32
21/06/2011 12:00	0.716	10.78	0.32
21/06/2011 13:00	0.74	10.83	0.32
21/06/2011 14:00	0.766	10.93	0.32
21/06/2011 15:00	0.78	11.03	0.32
21/06/2011 16:00	0.78	11.01	0.32

21/06/2011 17:00	0.77	11.05	0.32
21/06/2011 18:00	0.752	11.03	0.32
21/06/2011 19:00	0.733	10.84	0.32
21/06/2011 20:00	0.713	10.86	0.32
21/06/2011 21:00	0.69	10.89	0.32
21/06/2011 22:00	0.678	10.89	0.32
21/06/2011 23:00	0.68	10.89	0.32
22/06/2011 00:00	0.69	10.85	0.32
22/06/2011 01:00	0.704	10.79	0.32
22/06/2011 02:00	0.724	10.74	0.32
22/06/2011 03:00	0.744	10.73	0.32
22/06/2011 04:00	0.767	10.8	0.32
22/06/2011 05:00	0.774	10.91	0.32
22/06/2011 06:00	0.762	10.99	0.32
22/06/2011 07:00	0.736	10.85	0.32
22/06/2011 08:00	0.712	10.83	0.32
22/06/2011 09:00	0.694	10.78	0.32
22/06/2011 10:00	0.682	10.83	0.32
22/06/2011 11:00	0.692	10.77	0.32
22/06/2011 12:00	0.712	10.83	0.32
22/06/2011 13:00	0.726	10.82	0.32
22/06/2011 14:00	0.744	10.87	0.32
22/06/2011 15:00	0.768	10.98	0.32
22/06/2011 16:00	0.784	11.05	0.32
22/06/2011 17:00	0.783	11.05	0.32
22/06/2011 18:00	0.759	11.03	0.32
22/06/2011 19:00	0.749	10.94	0.32
22/06/2011 20:00	0.724	10.88	0.32
22/06/2011 21:00	0.706	10.83	0.32
22/06/2011 22:00	0.692	10.84	0.32
22/06/2011 23:00	0.686	10.8	0.32
23/06/2011 00:00	0.688	10.81	0.32
23/06/2011 01:00	0.698	10.81	0.32
23/06/2011 02:00	0.719	10.78	0.32
23/06/2011 03:00	0.739	10.82	0.32
23/06/2011 04:00	0.759	10.87	0.32
23/06/2011 05:00	0.776	10.98	0.32
23/06/2011 06:00	0.775	11.04	0.32
23/06/2011 07:00	0.76	10.93	0.32
23/06/2011 08:00	0.739	10.96	0.32
23/06/2011 09:00	0.723	10.88	0.32
23/06/2011 10:00	0.705	10.84	0.32
23/06/2011 11:00	0.695	10.83	0.32
23/06/2011 12:00	0.709	10.82	0.32
23/06/2011 13:00	0.716	10.82	0.32
23/06/2011 14:00	0.744	10.85	0.32
23/06/2011 15:00	0.756	10.94	0.32
23/06/2011 16:00	0.772	11.02	0.32
23/06/2011 17:00	0.777	11.01	0.32
23/06/2011 18:00	0.777	11.09	0.32
23/06/2011 19:00	0.767	11.06	0.32
23/06/2011 20:00	0.75	11.01	0.32
23/06/2011 21:00	0.73	10.91	0.32
23/06/2011 22:00	0.71	10.86	0.32
23/06/2011 23:00	0.695	10.86	0.32
24/06/2011 00:00	0.688	10.86	0.32
24/06/2011 01:00	0.689	10.8	0.32
24/06/2011 02:00	0.697	10.78	0.32
24/06/2011 03:00	0.709	10.82	0.32

24/06/2011 04:00	0.729	10.79	0.32
24/06/2011 05:00	0.748	10.78	0.32
24/06/2011 06:00	0.76	10.92	0.32
24/06/2011 07:00	0.758	10.99	0.32
24/06/2011 08:00	0.745	10.99	0.32
24/06/2011 09:00	0.722	10.87	0.32
24/06/2011 10:00	0.704	10.78	0.32
24/06/2011 11:00	0.692	10.81	0.32
24/06/2011 12:00	0.686	10.8	0.32
24/06/2011 13:00	0.693	10.77	0.32
24/06/2011 14:00	0.71	10.82	0.32
24/06/2011 15:00	0.723	10.83	0.32
24/06/2011 16:00	0.736	10.86	0.32
24/06/2011 17:00	0.762	10.93	0.32
24/06/2011 18:00	0.774	10.91	0.32
24/06/2011 19:00	0.776	11.04	0.32
24/06/2011 20:00	0.765	10.94	0.32
24/06/2011 21:00	0.745	10.92	0.32
24/06/2011 22:00	0.726	10.85	0.32
24/06/2011 23:00	0.701	10.85	0.32
25/06/2011 00:00	0.687	10.85	0.32
25/06/2011 01:00	0.681	10.78	0.32
25/06/2011 02:00	0.682	10.82	0.32
25/06/2011 03:00	0.691	10.83	0.32
25/06/2011 04:00	0.706	10.82	0.31
25/06/2011 05:00	0.727	10.78	0.31
25/06/2011 06:00	0.744	10.78	0.31
25/06/2011 07:00	0.755	10.88	0.32
25/06/2011 08:00	0.752	10.88	0.32
25/06/2011 09:00	0.739	10.88	0.32
25/06/2011 10:00	0.724	10.85	0.32
25/06/2011 11:00	0.705	10.78	0.32
25/06/2011 12:00	0.686	10.8	0.31
25/06/2011 13:00	0.678	10.82	0.31
25/06/2011 14:00	0.676	10.8	0.31
25/06/2011 15:00	0.681	10.8	0.31
25/06/2011 16:00	0.699	10.78	0.31
25/06/2011 17:00	0.717	10.8	0.31
25/06/2011 18:00	0.733	10.83	0.31
25/06/2011 19:00	0.747	10.93	0.31
25/06/2011 20:00	0.749	10.93	0.31
25/06/2011 21:00	0.737	10.96	0.31
25/06/2011 22:00	0.721	10.89	0.31
25/06/2011 23:00	0.705	10.8	0.31
26/06/2011 00:00	0.691	10.82	0.31
26/06/2011 01:00	0.675	10.8	0.31
26/06/2011 02:00	0.672	10.8	0.31
26/06/2011 03:00	0.671	10.81	0.31
26/06/2011 04:00	0.689	10.81	0.31
26/06/2011 05:00	0.704	10.79	0.31
26/06/2011 06:00	0.723	10.8	0.31
26/06/2011 07:00	0.733	10.9	0.31
26/06/2011 08:00	0.738	10.94	0.31
26/06/2011 09:00	0.741	10.93	0.31
26/06/2011 10:00	0.735	10.96	0.31
26/06/2011 11:00	0.722	10.95	0.31
26/06/2011 12:00	0.705	10.85	0.31
26/06/2011 13:00	0.694	10.84	0.31
26/06/2011 14:00	0.686	10.78	0.31

26/06/2011 15:00	0.684	10.77	0.31
26/06/2011 16:00	0.696	10.76	0.31
26/06/2011 17:00	0.714	10.76	0.31
26/06/2011 18:00	0.735	10.8	0.31
26/06/2011 19:00	0.749	10.86	0.31
26/06/2011 20:00	0.761	10.94	0.31
26/06/2011 21:00	0.761	11	0.31
26/06/2011 22:00	0.75	10.92	0.31
26/06/2011 23:00	0.733	10.88	0.31
27/06/2011 00:00	0.718	10.83	0.31
27/06/2011 01:00	0.697	10.83	0.31
27/06/2011 02:00	0.686	10.83	0.31
27/06/2011 03:00	0.676	10.83	0.31
27/06/2011 04:00	0.676	10.82	0.31
27/06/2011 05:00	0.688	10.8	0.31
27/06/2011 06:00	0.705	10.77	0.31
27/06/2011 07:00	0.716	10.76	0.31
27/06/2011 08:00	0.727	10.8	0.31
27/06/2011 09:00	0.741	10.91	0.31
27/06/2011 10:00	0.745	10.95	0.31
27/06/2011 11:00	0.735	10.98	0.31
27/06/2011 12:00	0.72	10.89	0.31
27/06/2011 13:00	0.708	10.84	0.31
27/06/2011 14:00	0.692	10.81	0.31
27/06/2011 15:00	0.683	10.82	0.31
27/06/2011 16:00	0.687	10.81	0.31
27/06/2011 17:00	0.695	10.78	0.31
27/06/2011 18:00	0.713	10.8	0.31
27/06/2011 19:00	0.732	10.84	0.31
27/06/2011 20:00	0.75	10.92	0.31
27/06/2011 21:00	0.767	10.98	0.31
27/06/2011 22:00	0.769	10.99	0.31
27/06/2011 23:00	0.763	11.01	0.31
28/06/2011 00:00	0.749	10.91	0.31
28/06/2011 01:00	0.735	10.87	0.31
28/06/2011 02:00	0.715	10.82	0.31
28/06/2011 03:00	0.697	10.84	0.31
28/06/2011 04:00	0.696	10.82	0.31
28/06/2011 05:00	0.698	10.8	0.31
28/06/2011 06:00	0.707	10.8	0.31
28/06/2011 07:00	0.723	10.78	0.31
28/06/2011 08:00	0.735	10.84	0.31
28/06/2011 09:00	0.75	10.86	0.31
28/06/2011 10:00	0.764	10.99	0.31
28/06/2011 11:00	0.763	10.98	0.31
28/06/2011 12:00	0.751	11.03	0.31
28/06/2011 13:00	0.726	10.9	0.31
28/06/2011 14:00	0.714	10.87	0.31
28/06/2011 15:00	0.697	10.81	0.31
28/06/2011 16:00	0.695	10.81	0.31
28/06/2011 17:00	0.697	10.82	0.31
28/06/2011 18:00	0.715	10.82	0.31
28/06/2011 19:00	0.734	10.8	0.31
28/06/2011 20:00	0.751	10.78	0.31
28/06/2011 21:00	0.765	10.93	0.31
28/06/2011 22:00	0.782	10.97	0.31
28/06/2011 23:00	0.784	11.03	0.31
29/06/2011 00:00	0.774	11.04	0.31
29/06/2011 01:00	0.757	10.98	0.31

29/06/2011 02:00	0.735	10.88	0.31
29/06/2011 03:00	0.712	10.83	0.31
29/06/2011 04:00	0.7	10.83	0.31
29/06/2011 05:00	0.698	10.84	0.31
29/06/2011 06:00	0.707	10.83	0.31
29/06/2011 07:00	0.717	10.79	0.31
29/06/2011 08:00	0.726	10.79	0.31
29/06/2011 09:00	0.745	10.91	0.31
29/06/2011 10:00	0.759	10.98	0.31
29/06/2011 11:00	0.764	11.01	0.31
29/06/2011 12:00	0.759	10.94	0.31
29/06/2011 13:00	0.75	10.94	0.31
29/06/2011 14:00	0.729	10.92	0.31
29/06/2011 15:00	0.712	10.81	0.31

END OF DATA FILE OF DATALOGGER FOR WINDOWS

4_K4988_110715103955.CSV

Data file for DataLogger.

=====

COMPANY : <Company name>

COMP.STATUS: Done

DATE : 15/07/2011

TIME : 10:40:36

FILENAME : C:\Documents and Settings\All Users\Application Data\DiverOffice\Sizewell\CSV\pz2009_1!

CREATED BY : SWS Diver-Office 4.0.76.0

===== BEGINNING OF DATA =====

[Logger settings]

Instrument type =CTD-Diver=17

Status =Started =0

Serial number =.00-K4982 317.

Instrument number =
=0

Location =pz2009_15

Sample period =M60

Sample method =T

Number of channels =3

[Channel 1]

Identification =WATER HEAD

Reference level =4.000 m

Range =17.500 m

Master level =1750 CMH2O

Altitude =0 m

[Channel 2]

Identification =TEMPERATURE

Reference level =-20.00 °C

Range =100.00 °C

[Channel 3]

Identification =1: CONDUCTIVITY

Reference level =0.00 mS/cm

Range =120.00 mS/cm

[Series settings]

Serial number =.00-K4982 317.

Instrument number =

Location =pz2009_15

Sample period =00 00:60:00 0

Sample method =T

Start date / time =00:00:06 09/04/11

End date / time =00:00:11 30/06/11

[Channel 1 from data header]

Identification =WATER HEAD

Reference level =4.000 m

Range =17.500 m

Master level =1750 CMH2O

Altitude =0 m

[Channel 2 from data header]

Identification =TEMPERATURE

Reference level =-20.00 °C

Range =100.00 °C

[Channel 3 from data header]

Identification =1: CONDUCTIVITY

Reference level =0.00 mS/cm
Range =120.00 mS/cm

[Data]

1974

Date/time	Water head[m]	Temperature[°C]	1:Conductivity[mS/cm]
09/04/2011 06:00	0.557	10.29	1.29
09/04/2011 07:00	0.517	10.25	1.28
09/04/2011 08:00	0.478	10.26	1.28
09/04/2011 09:00	0.454	10.22	1.28
09/04/2011 10:00	0.447	10.26	1.28
09/04/2011 11:00	0.463	10.22	1.28
09/04/2011 12:00	0.482	10.27	1.28
09/04/2011 13:00	0.509	10.24	1.28
09/04/2011 14:00	0.536	10.25	1.28
09/04/2011 15:00	0.559	10.24	1.28
09/04/2011 16:00	0.567	10.29	1.29
09/04/2011 17:00	0.566	10.32	1.29
09/04/2011 18:00	0.543	10.28	1.29
09/04/2011 19:00	0.51	10.21	1.28
09/04/2011 20:00	0.476	10.24	1.28
09/04/2011 21:00	0.446	10.24	1.28
09/04/2011 22:00	0.436	10.2	1.28
09/04/2011 23:00	0.448	10.26	1.28
10/04/2011 00:00	0.464	10.19	1.28
10/04/2011 01:00	0.488	10.29	1.29
10/04/2011 02:00	0.522	10.26	1.28
10/04/2011 03:00	0.547	10.22	1.28
10/04/2011 04:00	0.567	10.28	1.29
10/04/2011 05:00	0.57	10.19	1.28
10/04/2011 06:00	0.549	10.26	1.29
10/04/2011 07:00	0.517	10.27	1.29
10/04/2011 08:00	0.482	10.24	1.28
10/04/2011 09:00	0.449	10.26	1.28
10/04/2011 10:00	0.434	10.26	1.28
10/04/2011 11:00	0.438	10.25	1.28
10/04/2011 12:00	0.453	10.26	1.28
10/04/2011 13:00	0.476	10.19	1.28
10/04/2011 14:00	0.497	10.27	1.28
10/04/2011 15:00	0.53	10.16	1.28
10/04/2011 16:00	0.552	10.27	1.29
10/04/2011 17:00	0.562	10.3	1.29
10/04/2011 18:00	0.557	10.25	1.28
10/04/2011 19:00	0.529	10.25	1.28
10/04/2011 20:00	0.498	10.31	1.29
10/04/2011 21:00	0.463	10.32	1.29
10/04/2011 22:00	0.44	10.31	1.29
10/04/2011 23:00	0.434	10.27	1.29
11/04/2011 00:00	0.44	10.31	1.29
11/04/2011 01:00	0.457	10.25	1.28
11/04/2011 02:00	0.481	10.29	1.29
11/04/2011 03:00	0.509	10.29	1.29
11/04/2011 04:00	0.535	10.3	1.29
11/04/2011 05:00	0.559	10.29	1.29
11/04/2011 06:00	0.557	10.25	1.28
11/04/2011 07:00	0.543	10.25	1.28
11/04/2011 08:00	0.51	10.26	1.29
11/04/2011 09:00	0.481	10.29	1.29

11/04/2011 10:00	0.459	10.2	1.28
11/04/2011 11:00	0.45	10.2	1.28
11/04/2011 12:00	0.443	10.22	1.28
11/04/2011 13:00	0.463	10.22	1.28
11/04/2011 14:00	0.487	10.21	1.28
11/04/2011 15:00	0.515	10.3	1.29
11/04/2011 16:00	0.541	10.23	1.28
11/04/2011 17:00	0.565	10.29	1.29
11/04/2011 18:00	0.569	10.23	1.28
11/04/2011 19:00	0.556	10.33	1.29
11/04/2011 20:00	0.535	10.28	1.29
11/04/2011 21:00	0.507	10.25	1.28
11/04/2011 22:00	0.478	10.27	1.28
11/04/2011 23:00	0.457	10.22	1.28
12/04/2011 00:00	0.453	10.21	1.28
12/04/2011 01:00	0.457	10.32	1.29
12/04/2011 02:00	0.471	10.28	1.28
12/04/2011 03:00	0.498	10.29	1.29
12/04/2011 04:00	0.529	10.31	1.29
12/04/2011 05:00	0.555	10.24	1.28
12/04/2011 06:00	0.58	10.35	1.29
12/04/2011 07:00	0.587	10.24	1.28
12/04/2011 08:00	0.572	10.22	1.28
12/04/2011 09:00	0.548	10.22	1.28
12/04/2011 10:00	0.501	10.26	1.28
12/04/2011 11:00	0.498	10.32	1.29
12/04/2011 12:00	0.485	10.32	1.29
12/04/2011 13:00	0.483	10.21	1.28
12/04/2011 14:00	0.473	10.23	1.28
12/04/2011 15:00	0.51	10.26	1.28
12/04/2011 16:00	0.533	10.28	1.28
12/04/2011 17:00	0.558	10.26	1.28
12/04/2011 18:00	0.576	10.17	1.28
12/04/2011 19:00	0.581	10.28	1.28
12/04/2011 20:00	0.572	10.17	1.28
12/04/2011 21:00	0.549	10.21	1.28
12/04/2011 22:00	0.517	10.2	1.28
12/04/2011 23:00	0.485	10.23	1.28
13/04/2011 00:00	0.462	10.28	1.28
13/04/2011 01:00	0.442	10.25	1.28
13/04/2011 02:00	0.438	10.3	1.28
13/04/2011 03:00	0.451	10.23	1.28
13/04/2011 04:00	0.469	10.19	1.28
13/04/2011 05:00	0.497	10.29	1.28
13/04/2011 06:00	0.526	10.27	1.28
13/04/2011 07:00	0.548	10.17	1.28
13/04/2011 08:00	0.555	10.16	1.28
13/04/2011 09:00	0.548	10.23	1.28
13/04/2011 10:00	0.525	10.22	1.28
13/04/2011 11:00	0.505	10.22	1.28
13/04/2011 12:00	0.475	10.16	1.28
13/04/2011 13:00	0.464	10.21	1.28
13/04/2011 14:00	0.455	10.21	1.28
13/04/2011 15:00	0.454	10.28	1.28
13/04/2011 16:00	0.465	10.27	1.28
13/04/2011 17:00	0.494	10.27	1.28
13/04/2011 18:00	0.523	10.22	1.28
13/04/2011 19:00	0.543	10.27	1.28
13/04/2011 20:00	0.556	10.23	1.28

13/04/2011 21:00	0.554	10.29	1.28
13/04/2011 22:00	0.536	10.24	1.28
13/04/2011 23:00	0.508	10.15	1.28
14/04/2011 00:00	0.48	10.24	1.28
14/04/2011 01:00	0.452	10.31	1.28
14/04/2011 02:00	0.431	10.23	1.28
14/04/2011 03:00	0.431	10.21	1.28
14/04/2011 04:00	0.441	10.29	1.28
14/04/2011 05:00	0.466	10.27	1.28
14/04/2011 06:00	0.499	10.28	1.28
14/04/2011 07:00	0.528	10.27	1.28
14/04/2011 08:00	0.559	10.26	1.28
14/04/2011 09:00	0.575	10.22	1.28
14/04/2011 10:00	0.564	10.22	1.28
14/04/2011 11:00	0.555	10.18	1.28
14/04/2011 12:00	0.528	10.32	1.29
14/04/2011 13:00	0.501	10.29	1.28
14/04/2011 14:00	0.474	10.31	1.29
14/04/2011 15:00	0.459	10.24	1.28
14/04/2011 16:00	0.45	10.31	1.3
14/04/2011 17:00	0.471	10.29	1.3
14/04/2011 18:00	0.501	10.24	1.29
14/04/2011 19:00	0.528	10.37	1.3
14/04/2011 20:00	0.548	10.29	1.3
14/04/2011 21:00	0.56	10.24	1.29
14/04/2011 22:00	0.561	10.3	1.3
14/04/2011 23:00	0.542	10.3	1.3
15/04/2011 00:00	0.515	10.26	1.29
15/04/2011 01:00	0.482	10.28	1.3
15/04/2011 02:00	0.446	10.36	1.3
15/04/2011 03:00	0.417	10.3	1.3
15/04/2011 04:00	0.408	10.3	1.3
15/04/2011 05:00	0.422	10.34	1.3
15/04/2011 06:00	0.444	10.27	1.29
15/04/2011 07:00	0.476	10.27	1.29
15/04/2011 08:00	0.508	10.34	1.3
15/04/2011 09:00	0.526	10.27	1.29
15/04/2011 10:00	0.55	10.33	1.3
15/04/2011 11:00	0.55	10.3	1.3
15/04/2011 12:00	0.525	10.29	1.3
15/04/2011 13:00	0.493	10.27	1.3
15/04/2011 14:00	0.459	10.32	1.3
15/04/2011 15:00	0.429	10.3	1.3
15/04/2011 16:00	0.412	10.23	1.29
15/04/2011 17:00	0.421	10.36	1.3
15/04/2011 18:00	0.446	10.31	1.3
15/04/2011 19:00	0.477	10.24	1.29
15/04/2011 20:00	0.508	10.34	1.3
15/04/2011 21:00	0.536	10.22	1.29
15/04/2011 22:00	0.549	10.24	1.29
15/04/2011 23:00	0.551	10.3	1.3
16/04/2011 00:00	0.534	10.21	1.29
16/04/2011 01:00	0.498	10.25	1.29
16/04/2011 02:00	0.461	10.22	1.29
16/04/2011 03:00	0.419	10.29	1.3
16/04/2011 04:00	0.394	10.28	1.3
16/04/2011 05:00	0.391	10.36	1.3
16/04/2011 06:00	0.409	10.24	1.29
16/04/2011 07:00	0.444	10.3	1.3

16/04/2011 08:00	0.471	10.34	1.3
16/04/2011 09:00	0.513	10.26	1.29
16/04/2011 10:00	0.54	10.26	1.3
16/04/2011 11:00	0.558	10.3	1.3
16/04/2011 12:00	0.556	10.24	1.29
16/04/2011 13:00	0.532	10.19	1.29
16/04/2011 14:00	0.501	10.27	1.3
16/04/2011 15:00	0.458	10.31	1.3
16/04/2011 16:00	0.427	10.36	1.3
16/04/2011 17:00	0.419	10.29	1.3
16/04/2011 18:00	0.431	10.3	1.3
16/04/2011 19:00	0.469	10.34	1.3
16/04/2011 20:00	0.502	10.31	1.3
16/04/2011 21:00	0.537	10.28	1.3
16/04/2011 22:00	0.564	10.31	1.3
16/04/2011 23:00	0.57	10.23	1.29
17/04/2011 00:00	0.571	10.27	1.3
17/04/2011 01:00	0.545	10.35	1.3
17/04/2011 02:00	0.502	10.32	1.3
17/04/2011 03:00	0.455	10.32	1.3
17/04/2011 04:00	0.415	10.28	1.3
17/04/2011 05:00	0.39	10.27	1.3
17/04/2011 06:00	0.39	10.27	1.3
17/04/2011 07:00	0.415	10.27	1.3
17/04/2011 08:00	0.447	10.23	1.3
17/04/2011 09:00	0.477	10.3	1.3
17/04/2011 10:00	0.517	10.35	1.3
17/04/2011 11:00	0.54	10.24	1.3
17/04/2011 12:00	0.557	10.37	1.3
17/04/2011 13:00	0.55	10.35	1.3
17/04/2011 14:00	0.518	10.25	1.3
17/04/2011 15:00	0.481	10.27	1.3
17/04/2011 16:00	0.441	10.29	1.3
17/04/2011 17:00	0.41	10.29	1.3
17/04/2011 18:00	0.417	10.25	1.3
17/04/2011 19:00	0.442	10.32	1.3
17/04/2011 20:00	0.473	10.32	1.3
17/04/2011 21:00	0.509	10.33	1.3
17/04/2011 22:00	0.543	10.39	1.3
17/04/2011 23:00	0.576	10.34	1.3
18/04/2011 00:00	0.581	10.34	1.3
18/04/2011 01:00	0.571	10.33	1.3
18/04/2011 02:00	0.542	10.24	1.3
18/04/2011 03:00	0.496	10.34	1.3
18/04/2011 04:00	0.448	10.31	1.3
18/04/2011 05:00	0.407	10.3	1.3
18/04/2011 06:00	0.381	10.24	1.3
18/04/2011 07:00	0.392	10.33	1.3
18/04/2011 08:00	0.418	10.31	1.3
18/04/2011 09:00	0.446	10.3	1.3
18/04/2011 10:00	0.483	10.3	1.3
18/04/2011 11:00	0.526	10.31	1.3
18/04/2011 12:00	0.541	10.22	1.29
18/04/2011 13:00	0.562	10.36	1.3
18/04/2011 14:00	0.544	10.33	1.3
18/04/2011 15:00	0.506	10.31	1.3
18/04/2011 16:00	0.466	10.31	1.3
18/04/2011 17:00	0.426	10.31	1.3
18/04/2011 18:00	0.406	10.33	1.3

18/04/2011 19:00	0.414	10.25	1.3
18/04/2011 20:00	0.442	10.3	1.3
18/04/2011 21:00	0.476	10.4	1.3
18/04/2011 22:00	0.514	10.31	1.3
18/04/2011 23:00	0.554	10.38	1.3
19/04/2011 00:00	0.577	10.39	1.3
19/04/2011 01:00	0.583	10.32	1.3
19/04/2011 02:00	0.577	10.35	1.3
19/04/2011 03:00	0.535	10.21	1.29
19/04/2011 04:00	0.487	10.28	1.3
19/04/2011 05:00	0.435	10.26	1.3
19/04/2011 06:00	0.392	10.33	1.3
19/04/2011 07:00	0.373	10.31	1.3
19/04/2011 08:00	0.39	10.29	1.3
19/04/2011 09:00	0.416	10.3	1.3
19/04/2011 10:00	0.45	10.32	1.3
19/04/2011 11:00	0.489	10.25	1.3
19/04/2011 12:00	0.53	10.32	1.3
19/04/2011 13:00	0.553	10.36	1.3
19/04/2011 14:00	0.557	10.3	1.3
19/04/2011 15:00	0.535	10.24	1.3
19/04/2011 16:00	0.493	10.26	1.3
19/04/2011 17:00	0.457	10.26	1.3
19/04/2011 18:00	0.422	10.26	1.3
19/04/2011 19:00	0.399	10.28	1.3
19/04/2011 20:00	0.424	10.33	1.3
19/04/2011 21:00	0.454	10.32	1.3
19/04/2011 22:00	0.493	10.32	1.3
19/04/2011 23:00	0.538	10.28	1.3
20/04/2011 00:00	0.571	10.37	1.3
20/04/2011 01:00	0.598	10.3	1.3
20/04/2011 02:00	0.601	10.28	1.3
20/04/2011 03:00	0.581	10.29	1.3
20/04/2011 04:00	0.542	10.26	1.3
20/04/2011 05:00	0.496	10.31	1.3
20/04/2011 06:00	0.449	10.33	1.3
20/04/2011 07:00	0.41	10.29	1.3
20/04/2011 08:00	0.396	10.32	1.3
20/04/2011 09:00	0.41	10.26	1.3
20/04/2011 10:00	0.439	10.34	1.3
20/04/2011 11:00	0.477	10.35	1.3
20/04/2011 12:00	-5.391	20.08	120
20/04/2011 13:00	0.569	10.36	1.3
20/04/2011 14:00	0.584	10.31	1.3
20/04/2011 15:00	0.576	10.34	1.3
20/04/2011 16:00	0.548	10.35	1.3
20/04/2011 17:00	0.503	10.25	1.3
20/04/2011 18:00	0.461	10.28	1.3
20/04/2011 19:00	0.421	10.28	1.3
20/04/2011 20:00	0.408	10.26	1.3
20/04/2011 21:00	0.428	10.27	1.3
20/04/2011 22:00	0.459	10.26	1.3
20/04/2011 23:00	0.491	10.27	1.3
21/04/2011 00:00	0.537	10.33	1.3
21/04/2011 01:00	0.575	10.34	1.3
21/04/2011 02:00	0.594	10.21	1.3
21/04/2011 03:00	0.602	10.3	1.3
21/04/2011 04:00	0.578	10.27	1.3
21/04/2011 05:00	0.537	10.21	1.3

21/04/2011 06:00	0.492	10.29	1.3
21/04/2011 07:00	0.447	10.26	1.3
21/04/2011 08:00	0.418	10.19	1.3
21/04/2011 09:00	0.419	10.26	1.3
21/04/2011 10:00	0.445	10.32	1.3
21/04/2011 11:00	0.47	10.33	1.3
21/04/2011 12:00	0.509	10.27	1.3
21/04/2011 13:00	0.547	10.36	1.3
21/04/2011 14:00	0.569	10.3	1.3
21/04/2011 15:00	0.582	10.31	1.3
21/04/2011 16:00	0.572	10.34	1.3
21/04/2011 17:00	0.535	10.23	1.3
21/04/2011 18:00	0.499	10.26	1.3
21/04/2011 19:00	0.459	10.28	1.3
21/04/2011 20:00	0.423	10.29	1.3
21/04/2011 21:00	0.417	10.31	1.3
21/04/2011 22:00	0.442	10.29	1.3
21/04/2011 23:00	0.471	10.24	1.3
22/04/2011 00:00	0.509	10.26	1.3
22/04/2011 01:00	0.551	10.28	1.3
22/04/2011 02:00	0.583	10.32	1.3
22/04/2011 03:00	0.602	10.28	1.3
22/04/2011 04:00	0.602	10.31	1.3
22/04/2011 05:00	0.571	10.29	1.3
22/04/2011 06:00	0.534	10.27	1.3
22/04/2011 07:00	0.492	10.25	1.3
22/04/2011 08:00	0.45	10.28	1.3
22/04/2011 09:00	0.426	10.3	1.3
22/04/2011 10:00	0.432	10.33	1.31
22/04/2011 11:00	0.454	10.29	1.3
22/04/2011 12:00	0.48	10.31	1.31
22/04/2011 13:00	0.518	10.22	1.3
22/04/2011 14:00	0.547	10.33	1.31
22/04/2011 15:00	0.571	10.27	1.3
22/04/2011 16:00	0.577	10.23	1.3
22/04/2011 17:00	0.553	10.35	1.31
22/04/2011 18:00	0.523	10.26	1.3
22/04/2011 19:00	0.481	10.32	1.31
22/04/2011 20:00	0.446	10.22	1.3
22/04/2011 21:00	0.417	10.3	1.31
22/04/2011 22:00	0.412	10.32	1.31
22/04/2011 23:00	0.429	10.22	1.3
23/04/2011 00:00	0.458	10.31	1.31
23/04/2011 01:00	0.491	10.29	1.31
23/04/2011 02:00	0.529	10.28	1.3
23/04/2011 03:00	0.56	10.24	1.3
23/04/2011 04:00	0.579	10.33	1.31
23/04/2011 05:00	0.577	10.29	1.31
23/04/2011 06:00	0.55	10.28	1.3
23/04/2011 07:00	0.515	10.32	1.31
23/04/2011 08:00	0.473	10.34	1.31
23/04/2011 09:00	0.439	10.2	1.3
23/04/2011 10:00	0.426	10.31	1.31
23/04/2011 11:00	0.437	10.31	1.31
23/04/2011 12:00	0.462	10.3	1.31
23/04/2011 13:00	0.49	10.33	1.31
23/04/2011 14:00	0.522	10.3	1.31
23/04/2011 15:00	0.553	10.31	1.31
23/04/2011 16:00	0.564	10.24	1.3

23/04/2011 17:00	0.565	10.35	1.31
23/04/2011 18:00	0.547	10.24	1.3
23/04/2011 19:00	0.51	10.31	1.31
23/04/2011 20:00	0.47	10.29	1.31
23/04/2011 21:00	0.437	10.28	1.31
23/04/2011 22:00	0.414	10.28	1.31
23/04/2011 23:00	0.411	10.33	1.31
24/04/2011 00:00	0.429	10.23	1.3
24/04/2011 01:00	0.452	10.22	1.3
24/04/2011 02:00	0.487	10.29	1.31
24/04/2011 03:00	0.523	10.32	1.31
24/04/2011 04:00	0.554	10.28	1.31
24/04/2011 05:00	0.573	10.35	1.31
24/04/2011 06:00	0.571	10.26	1.3
24/04/2011 07:00	0.543	10.37	1.31
24/04/2011 08:00	0.512	10.33	1.31
24/04/2011 09:00	0.481	10.28	1.31
24/04/2011 10:00	0.459	10.18	1.3
24/04/2011 11:00	0.451	10.33	1.31
24/04/2011 12:00	0.464	10.31	1.31
24/04/2011 13:00	0.485	10.4	1.31
24/04/2011 14:00	0.507	10.3	1.31
24/04/2011 15:00	0.542	10.38	1.31
24/04/2011 16:00	0.565	10.26	1.31
24/04/2011 17:00	0.571	10.35	1.31
24/04/2011 18:00	0.567	10.35	1.31
24/04/2011 19:00	0.547	10.28	1.31
24/04/2011 20:00	0.511	10.18	1.3
24/04/2011 21:00	0.471	10.31	1.31
24/04/2011 22:00	0.44	10.34	1.31
24/04/2011 23:00	0.419	10.28	1.31
25/04/2011 00:00	0.416	10.32	1.31
25/04/2011 01:00	0.428	10.26	1.31
25/04/2011 02:00	0.45	10.31	1.31
25/04/2011 03:00	0.477	10.38	1.31
25/04/2011 04:00	0.508	10.32	1.31
25/04/2011 05:00	0.545	10.36	1.31
25/04/2011 06:00	0.562	10.35	1.31
25/04/2011 07:00	0.559	10.34	1.31
25/04/2011 08:00	0.54	10.37	1.31
25/04/2011 09:00	0.51	10.32	1.31
25/04/2011 10:00	0.483	10.31	1.31
25/04/2011 11:00	0.463	10.33	1.31
25/04/2011 12:00	0.451	10.3	1.31
25/04/2011 13:00	0.459	10.32	1.31
25/04/2011 14:00	0.474	10.32	1.31
25/04/2011 15:00	0.498	10.28	1.31
25/04/2011 16:00	0.517	10.38	1.31
25/04/2011 17:00	0.538	10.34	1.31
25/04/2011 18:00	0.552	10.28	1.31
25/04/2011 19:00	0.555	10.25	1.31
25/04/2011 20:00	0.53	10.31	1.31
25/04/2011 21:00	0.504	10.3	1.31
25/04/2011 22:00	0.474	10.27	1.31
25/04/2011 23:00	0.445	10.33	1.31
26/04/2011 00:00	0.427	10.36	1.31
26/04/2011 01:00	0.419	10.38	1.31
26/04/2011 02:00	0.429	10.33	1.31
26/04/2011 03:00	0.443	10.22	1.31

26/04/2011 04:00	0.471	10.3	1.31
26/04/2011 05:00	0.502	10.29	1.31
26/04/2011 06:00	0.528	10.27	1.31
26/04/2011 07:00	0.551	10.34	1.31
26/04/2011 08:00	0.55	10.29	1.31
26/04/2011 09:00	0.539	10.35	1.31
26/04/2011 10:00	0.517	10.3	1.31
26/04/2011 11:00	0.495	10.33	1.31
26/04/2011 12:00	0.47	10.29	1.31
26/04/2011 13:00	0.46	10.32	1.31
26/04/2011 14:00	0.465	10.39	1.31
26/04/2011 15:00	0.481	10.33	1.31
26/04/2011 16:00	0.499	10.27	1.31
26/04/2011 17:00	0.52	10.25	1.31
26/04/2011 18:00	0.545	10.33	1.31
26/04/2011 19:00	0.554	10.39	1.31
26/04/2011 20:00	0.55	10.36	1.31
26/04/2011 21:00	0.537	10.4	1.31
26/04/2011 22:00	0.513	10.38	1.31
26/04/2011 23:00	0.485	10.38	1.31
27/04/2011 00:00	0.46	10.38	1.31
27/04/2011 01:00	0.433	10.32	1.31
27/04/2011 02:00	0.423	10.33	1.31
27/04/2011 03:00	0.421	10.35	1.31
27/04/2011 04:00	0.438	10.32	1.31
27/04/2011 05:00	0.461	10.42	1.31
27/04/2011 06:00	0.489	10.28	1.31
27/04/2011 07:00	0.519	10.28	1.31
27/04/2011 08:00	0.544	10.4	1.31
27/04/2011 09:00	0.553	10.27	1.31
27/04/2011 10:00	0.544	10.41	1.31
27/04/2011 11:00	0.528	10.28	1.31
27/04/2011 12:00	0.505	10.27	1.31
27/04/2011 13:00	0.485	10.36	1.31
27/04/2011 14:00	0.468	10.33	1.31
27/04/2011 15:00	0.467	10.31	1.31
27/04/2011 16:00	0.481	10.34	1.31
27/04/2011 17:00	0.499	10.37	1.31
27/04/2011 18:00	0.524	10.33	1.31
27/04/2011 19:00	0.549	10.27	1.31
27/04/2011 20:00	0.559	10.32	1.31
27/04/2011 21:00	0.565	10.37	1.31
27/04/2011 22:00	0.554	10.33	1.31
27/04/2011 23:00	0.529	10.29	1.31
28/04/2011 00:00	0.498	10.25	1.31
28/04/2011 01:00	0.471	10.33	1.31
28/04/2011 02:00	0.444	10.31	1.31
28/04/2011 03:00	0.433	10.31	1.31
28/04/2011 04:00	0.433	10.23	1.31
28/04/2011 05:00	0.446	10.33	1.31
28/04/2011 06:00	0.472	10.32	1.31
28/04/2011 07:00	0.501	10.27	1.31
28/04/2011 08:00	0.529	10.41	1.31
28/04/2011 09:00	0.552	10.31	1.31
28/04/2011 10:00	0.569	10.37	1.31
28/04/2011 11:00	0.561	10.29	1.31
28/04/2011 12:00	0.541	10.34	1.31
28/04/2011 13:00	0.513	10.32	1.31
28/04/2011 14:00	0.49	10.33	1.31

28/04/2011 15:00	0.475	10.34	1.31
28/04/2011 16:00	0.483	10.39	1.31
28/04/2011 17:00	0.495	10.3	1.31
28/04/2011 18:00	0.516	10.3	1.31
28/04/2011 19:00	0.541	10.38	1.31
28/04/2011 20:00	0.564	10.39	1.31
28/04/2011 21:00	0.573	10.35	1.31
28/04/2011 22:00	0.578	10.33	1.31
28/04/2011 23:00	0.567	10.32	1.31
29/04/2011 00:00	0.544	10.35	1.31
29/04/2011 01:00	0.511	10.33	1.31
29/04/2011 02:00	0.478	10.36	1.31
29/04/2011 03:00	0.451	10.26	1.31
29/04/2011 04:00	0.438	10.26	1.31
29/04/2011 05:00	0.443	10.27	1.31
29/04/2011 06:00	0.456	10.31	1.31
29/04/2011 07:00	0.481	10.31	1.31
29/04/2011 08:00	0.508	10.28	1.31
29/04/2011 09:00	0.532	10.26	1.31
29/04/2011 10:00	0.554	10.35	1.31
29/04/2011 11:00	0.56	10.32	1.31
29/04/2011 12:00	0.549	10.35	1.31
29/04/2011 13:00	0.53	10.28	1.31
29/04/2011 14:00	0.505	10.34	1.31
29/04/2011 15:00	0.478	10.38	1.31
29/04/2011 16:00	0.465	10.28	1.31
29/04/2011 17:00	0.475	10.28	1.31
29/04/2011 18:00	0.493	10.29	1.31
29/04/2011 19:00	0.52	10.38	1.31
29/04/2011 20:00	0.543	10.35	1.31
29/04/2011 21:00	0.567	10.36	1.31
29/04/2011 22:00	0.582	10.29	1.31
29/04/2011 23:00	0.584	10.38	1.31
30/04/2011 00:00	0.57	10.32	1.31
30/04/2011 01:00	0.54	10.29	1.31
30/04/2011 02:00	0.507	10.26	1.31
30/04/2011 03:00	0.473	10.31	1.31
30/04/2011 04:00	0.446	10.33	1.31
30/04/2011 05:00	0.436	10.32	1.31
30/04/2011 06:00	0.449	10.27	1.31
30/04/2011 07:00	0.468	10.34	1.31
30/04/2011 08:00	0.493	10.36	1.31
30/04/2011 09:00	0.518	10.41	1.32
30/04/2011 10:00	0.547	10.29	1.31
30/04/2011 11:00	0.566	10.41	1.32
30/04/2011 12:00	0.569	10.35	1.31
30/04/2011 13:00	0.548	10.4	1.32
30/04/2011 14:00	0.517	10.28	1.31
30/04/2011 15:00	0.487	10.38	1.31
30/04/2011 16:00	0.467	10.36	1.31
30/04/2011 17:00	0.463	10.36	1.31
30/04/2011 18:00	0.474	10.43	1.32
30/04/2011 19:00	0.503	10.39	1.31
30/04/2011 20:00	0.527	10.32	1.31
30/04/2011 21:00	0.556	10.37	1.31
30/04/2011 22:00	0.573	10.3	1.31
30/04/2011 23:00	0.589	10.34	1.31
01/05/2011 00:00	0.587	10.26	1.31
01/05/2011 01:00	0.562	10.36	1.31

01/05/2011 02:00	0.527	10.29	1.31
01/05/2011 03:00	0.493	10.38	1.31
01/05/2011 04:00	0.461	10.3	1.31
01/05/2011 05:00	0.441	10.38	1.31
01/05/2011 06:00	0.436	10.35	1.31
01/05/2011 07:00	0.457	10.35	1.31
01/05/2011 08:00	0.475	10.25	1.31
01/05/2011 09:00	0.504	10.36	1.31
01/05/2011 10:00	0.534	10.4	1.32
01/05/2011 11:00	0.56	10.33	1.31
01/05/2011 12:00	0.572	10.34	1.31
01/05/2011 13:00	0.564	10.31	1.31
01/05/2011 14:00	0.541	10.27	1.31
01/05/2011 15:00	0.503	10.43	1.32
01/05/2011 16:00	0.477	10.39	1.32
01/05/2011 17:00	0.452	10.41	1.32
01/05/2011 18:00	0.456	10.34	1.31
01/05/2011 19:00	0.484	10.39	1.32
01/05/2011 20:00	0.508	10.35	1.31
01/05/2011 21:00	0.539	10.36	1.31
01/05/2011 22:00	0.57	10.37	1.31
01/05/2011 23:00	0.59	10.38	1.31
02/05/2011 00:00	0.598	10.41	1.32
02/05/2011 01:00	0.585	10.37	1.31
02/05/2011 02:00	0.557	10.27	1.31
02/05/2011 03:00	0.523	10.39	1.32
02/05/2011 04:00	0.484	10.34	1.31
02/05/2011 05:00	0.451	10.39	1.32
02/05/2011 06:00	0.438	10.38	1.32
02/05/2011 07:00	0.445	10.37	1.31
02/05/2011 08:00	0.465	10.32	1.31
02/05/2011 09:00	0.491	10.33	1.31
02/05/2011 10:00	0.52	10.4	1.32
02/05/2011 11:00	0.55	10.37	1.31
02/05/2011 12:00	0.564	10.34	1.31
02/05/2011 13:00	0.57	10.34	1.31
02/05/2011 14:00	0.55	10.38	1.32
02/05/2011 15:00	0.516	10.31	1.31
02/05/2011 16:00	0.487	10.25	1.31
02/05/2011 17:00	0.456	10.35	1.31
02/05/2011 18:00	0.445	10.34	1.31
02/05/2011 19:00	0.462	10.4	1.32
02/05/2011 20:00	0.49	10.38	1.32
02/05/2011 21:00	0.514	10.34	1.31
02/05/2011 22:00	0.547	10.42	1.32
02/05/2011 23:00	0.574	10.42	1.32
03/05/2011 00:00	0.585	10.39	1.32
03/05/2011 01:00	0.589	10.39	1.32
03/05/2011 02:00	0.571	10.39	1.32
03/05/2011 03:00	0.534	10.33	1.31
03/05/2011 04:00	0.492	10.35	1.31
03/05/2011 05:00	0.456	10.3	1.31
03/05/2011 06:00	0.427	10.37	1.32
03/05/2011 07:00	0.43	10.33	1.31
03/05/2011 08:00	0.446	10.41	1.32
03/05/2011 09:00	0.47	10.34	1.31
03/05/2011 10:00	0.502	10.38	1.32
03/05/2011 11:00	0.535	10.4	1.32
03/05/2011 12:00	0.558	10.35	1.31

03/05/2011 13:00	0.567	10.36	1.32
03/05/2011 14:00	0.557	10.35	1.31
03/05/2011 15:00	0.53	10.33	1.31
03/05/2011 16:00	0.49	10.34	1.31
03/05/2011 17:00	0.452	10.35	1.31
03/05/2011 18:00	0.428	10.33	1.31
03/05/2011 19:00	0.429	10.3	1.31
03/05/2011 20:00	0.451	10.35	1.31
03/05/2011 21:00	0.483	10.36	1.32
03/05/2011 22:00	0.514	10.39	1.32
03/05/2011 23:00	0.548	10.44	1.32
04/05/2011 00:00	0.57	10.4	1.32
04/05/2011 01:00	0.587	10.37	1.32
04/05/2011 02:00	0.582	10.43	1.32
04/05/2011 03:00	0.553	10.41	1.32
04/05/2011 04:00	0.512	10.4	1.32
04/05/2011 05:00	0.475	10.34	1.31
04/05/2011 06:00	0.442	10.41	1.32
04/05/2011 07:00	0.425	10.32	1.31
04/05/2011 08:00	0.439	10.42	1.32
04/05/2011 09:00	0.456	10.37	1.32
04/05/2011 10:00	0.486	10.35	1.31
04/05/2011 11:00	0.515	10.41	1.32
04/05/2011 12:00	0.548	10.39	1.32
04/05/2011 13:00	0.563	10.39	1.32
04/05/2011 14:00	0.567	10.31	1.31
04/05/2011 15:00	0.545	10.38	1.32
04/05/2011 16:00	0.513	10.39	1.32
04/05/2011 17:00	0.471	10.41	1.32
04/05/2011 18:00	0.436	10.29	1.31
04/05/2011 19:00	0.42	10.27	1.31
04/05/2011 20:00	0.428	10.4	1.32
04/05/2011 21:00	0.447	10.38	1.32
04/05/2011 22:00	0.477	10.41	1.32
04/05/2011 23:00	0.508	10.39	1.32
05/05/2011 00:00	0.54	10.43	1.32
05/05/2011 01:00	0.564	10.42	1.32
05/05/2011 02:00	0.57	10.32	1.31
05/05/2011 03:00	0.553	10.4	1.32
05/05/2011 04:00	0.52	10.33	1.31
05/05/2011 05:00	0.479	10.43	1.32
05/05/2011 06:00	0.44	10.41	1.32
05/05/2011 07:00	0.41	10.3	1.31
05/05/2011 08:00	0.41	10.28	1.31
05/05/2011 09:00	0.427	10.28	1.31
05/05/2011 10:00	0.449	10.38	1.32
05/05/2011 11:00	0.481	10.41	1.32
05/05/2011 12:00	0.513	10.27	1.31
05/05/2011 13:00	0.538	10.34	1.32
05/05/2011 14:00	0.55	10.45	1.32
05/05/2011 15:00	0.542	10.41	1.32
05/05/2011 16:00	0.512	10.38	1.32
05/05/2011 17:00	0.477	10.33	1.31
05/05/2011 18:00	0.44	10.44	1.32
05/05/2011 19:00	0.409	10.43	1.32
05/05/2011 20:00	0.4	10.37	1.32
05/05/2011 21:00	0.412	10.3	1.31
05/05/2011 22:00	0.438	10.43	1.32
05/05/2011 23:00	0.467	10.41	1.32

06/05/2011 00:00	0.499	10.42	1.32
06/05/2011 01:00	0.527	10.32	1.31
06/05/2011 02:00	0.549	10.33	1.31
06/05/2011 03:00	0.551	10.4	1.32
06/05/2011 04:00	0.525	10.4	1.32
06/05/2011 05:00	0.491	10.4	1.32
06/05/2011 06:00	0.454	10.37	1.32
06/05/2011 07:00	0.418	10.35	1.32
06/05/2011 08:00	0.4	10.43	1.32
06/05/2011 09:00	0.409	10.39	1.32
06/05/2011 10:00	0.432	10.41	1.32
06/05/2011 11:00	0.457	10.43	1.32
06/05/2011 12:00	0.491	10.38	1.32
06/05/2011 13:00	0.525	10.36	1.32
06/05/2011 14:00	0.536	10.36	1.32
06/05/2011 15:00	0.541	10.41	1.32
06/05/2011 16:00	0.523	10.4	1.32
06/05/2011 17:00	0.487	10.41	1.32
06/05/2011 18:00	0.449	10.38	1.32
06/05/2011 19:00	0.421	10.39	1.32
06/05/2011 20:00	0.398	10.44	1.32
06/05/2011 21:00	0.399	10.42	1.32
06/05/2011 22:00	0.418	10.36	1.32
06/05/2011 23:00	0.446	10.31	1.31
07/05/2011 00:00	0.479	10.39	1.32
07/05/2011 01:00	0.512	10.39	1.32
07/05/2011 02:00	0.539	10.38	1.32
07/05/2011 03:00	0.555	10.42	1.32
07/05/2011 04:00	0.544	10.42	1.32
07/05/2011 05:00	0.51	10.37	1.32
07/05/2011 06:00	0.477	10.43	1.32
07/05/2011 07:00	0.443	10.45	1.32
07/05/2011 08:00	0.414	10.36	1.32
07/05/2011 09:00	0.408	10.41	1.32
07/05/2011 10:00	0.428	10.41	1.32
07/05/2011 11:00	0.453	10.42	1.32
07/05/2011 12:00	0.484	10.4	1.32
07/05/2011 13:00	0.516	10.42	1.32
07/05/2011 14:00	0.535	10.43	1.32
07/05/2011 15:00	0.55	10.46	1.32
07/05/2011 16:00	0.544	10.44	1.32
07/05/2011 17:00	0.52	10.27	1.31
07/05/2011 18:00	0.486	10.4	1.32
07/05/2011 19:00	0.449	10.34	1.32
07/05/2011 20:00	0.411	10.32	1.31
07/05/2011 21:00	0.4	10.42	1.32
07/05/2011 22:00	0.412	10.4	1.32
07/05/2011 23:00	0.43	10.43	1.32
08/05/2011 00:00	0.461	10.42	1.32
08/05/2011 01:00	0.494	10.42	1.32
08/05/2011 02:00	0.526	10.41	1.32
08/05/2011 03:00	0.55	10.43	1.32
08/05/2011 04:00	0.558	10.46	1.32
08/05/2011 05:00	0.533	10.39	1.32
08/05/2011 06:00	0.499	10.35	1.32
08/05/2011 07:00	0.464	10.42	1.32
08/05/2011 08:00	0.436	10.49	1.32
08/05/2011 09:00	0.414	10.44	1.32
08/05/2011 10:00	0.411	10.43	1.32

08/05/2011 11:00	0.419	10.4	1.32
08/05/2011 12:00	0.443	10.42	1.32
08/05/2011 13:00	0.469	10.47	1.32
08/05/2011 14:00	0.494	10.46	1.32
08/05/2011 15:00	0.51	10.48	1.32
08/05/2011 16:00	0.519	10.36	1.32
08/05/2011 17:00	0.501	10.36	1.32
08/05/2011 18:00	0.472	10.34	1.32
08/05/2011 19:00	0.445	10.44	1.32
08/05/2011 20:00	0.406	10.43	1.32
08/05/2011 21:00	0.38	10.44	1.32
08/05/2011 22:00	0.373	10.42	1.32
08/05/2011 23:00	0.378	10.41	1.32
09/05/2011 00:00	0.4	10.4	1.32
09/05/2011 01:00	0.434	10.43	1.32
09/05/2011 02:00	0.465	10.42	1.32
09/05/2011 03:00	0.497	10.42	1.32
09/05/2011 04:00	0.52	10.43	1.32
09/05/2011 05:00	0.524	10.35	1.32
09/05/2011 06:00	0.503	10.32	1.32
09/05/2011 07:00	0.471	10.44	1.32
09/05/2011 08:00	0.438	10.37	1.32
09/05/2011 09:00	0.412	10.44	1.32
09/05/2011 10:00	0.409	10.42	1.32
09/05/2011 11:00	0.421	10.47	1.32
09/05/2011 12:00	0.445	10.42	1.32
09/05/2011 13:00	0.468	10.4	1.32
09/05/2011 14:00	0.505	10.46	1.32
09/05/2011 15:00	0.528	10.45	1.32
09/05/2011 16:00	0.538	10.47	1.32
09/05/2011 17:00	0.538	10.43	1.32
09/05/2011 18:00	0.517	10.4	1.3
09/05/2011 19:00	0.494	10.44	1.31
09/05/2011 20:00	0.456	10.42	1.3
09/05/2011 21:00	0.421	10.34	1.3
09/05/2011 22:00	0.392	10.38	1.3
09/05/2011 23:00	0.39	10.45	1.31
10/05/2011 00:00	0.398	10.39	1.3
10/05/2011 01:00	0.421	10.33	1.3
10/05/2011 02:00	0.454	10.38	1.3
10/05/2011 03:00	0.485	10.45	1.31
10/05/2011 04:00	0.515	10.43	1.31
10/05/2011 05:00	0.538	10.37	1.3
10/05/2011 06:00	0.535	10.44	1.31
10/05/2011 07:00	0.51	10.44	1.31
10/05/2011 08:00	0.468	10.45	1.31
10/05/2011 09:00	0.441	10.46	1.31
10/05/2011 10:00	0.419	10.46	1.31
10/05/2011 11:00	0.417	10.37	1.3
10/05/2011 12:00	0.424	10.39	1.31
10/05/2011 13:00	0.439	10.44	1.31
10/05/2011 14:00	0.459	10.4	1.31
10/05/2011 15:00	0.487	10.46	1.31
10/05/2011 16:00	0.507	10.47	1.31
10/05/2011 17:00	0.519	10.5	1.31
10/05/2011 18:00	0.519	10.46	1.31
10/05/2011 19:00	0.504	10.43	1.31
10/05/2011 20:00	0.47	10.38	1.31
10/05/2011 21:00	0.437	10.42	1.31

10/05/2011 22:00	0.402	10.46	1.31
10/05/2011 23:00	0.379	10.47	1.31
11/05/2011 00:00	0.369	10.46	1.31
11/05/2011 01:00	0.38	10.43	1.31
11/05/2011 02:00	0.396	10.38	1.31
11/05/2011 03:00	0.428	10.45	1.31
11/05/2011 04:00	0.46	10.44	1.31
11/05/2011 05:00	0.492	10.51	1.31
11/05/2011 06:00	0.515	10.44	1.31
11/05/2011 07:00	0.512	10.46	1.31
11/05/2011 08:00	0.492	10.45	1.31
11/05/2011 09:00	0.472	10.44	1.31
11/05/2011 10:00	0.444	10.44	1.31
11/05/2011 11:00	0.427	10.35	1.31
11/05/2011 12:00	0.43	10.43	1.31
11/05/2011 13:00	0.436	10.43	1.31
11/05/2011 14:00	0.457	10.35	1.31
11/05/2011 15:00	0.477	10.43	1.31
11/05/2011 16:00	0.508	10.45	1.31
11/05/2011 17:00	0.533	10.42	1.31
11/05/2011 18:00	0.537	10.5	1.31
11/05/2011 19:00	0.54	10.47	1.31
11/05/2011 20:00	0.522	10.47	1.31
11/05/2011 21:00	0.492	10.4	1.31
11/05/2011 22:00	0.461	10.48	1.31
11/05/2011 23:00	0.425	10.43	1.31
12/05/2011 00:00	0.396	10.44	1.31
12/05/2011 01:00	0.385	10.44	1.31
12/05/2011 02:00	0.386	10.36	1.31
12/05/2011 03:00	0.405	10.46	1.31
12/05/2011 04:00	0.433	10.5	1.31
12/05/2011 05:00	0.462	10.46	1.31
12/05/2011 06:00	0.495	10.5	1.31
12/05/2011 07:00	0.514	10.43	1.31
12/05/2011 08:00	0.512	10.47	1.31
12/05/2011 09:00	0.497	10.38	1.31
12/05/2011 10:00	0.473	10.43	1.31
12/05/2011 11:00	0.448	10.4	1.31
12/05/2011 12:00	0.428	10.44	1.31
12/05/2011 13:00	0.411	10.42	1.31
12/05/2011 14:00	0.414	10.37	1.31
12/05/2011 15:00	0.433	10.44	1.31
12/05/2011 16:00	0.46	10.51	1.31
12/05/2011 17:00	0.48	10.5	1.31
12/05/2011 18:00	0.503	10.39	1.31
12/05/2011 19:00	0.525	10.47	1.31
12/05/2011 20:00	0.529	10.5	1.31
12/05/2011 21:00	0.515	10.43	1.31
12/05/2011 22:00	0.485	10.45	1.31
12/05/2011 23:00	0.456	10.45	1.31
13/05/2011 00:00	0.417	10.4	1.31
13/05/2011 01:00	0.388	10.48	1.31
13/05/2011 02:00	0.377	10.42	1.31
13/05/2011 03:00	0.376	10.44	1.31
13/05/2011 04:00	0.393	10.49	1.31
13/05/2011 05:00	0.423	10.48	1.31
13/05/2011 06:00	0.457	10.44	1.31
13/05/2011 07:00	0.484	10.38	1.31
13/05/2011 08:00	0.507	10.49	1.31

13/05/2011 09:00	0.518	10.48	1.31
13/05/2011 10:00	0.51	10.48	1.31
13/05/2011 11:00	0.491	10.48	1.31
13/05/2011 12:00	0.468	10.51	1.31
13/05/2011 13:00	0.436	10.4	1.31
13/05/2011 14:00	0.416	10.4	1.31
13/05/2011 15:00	0.407	10.46	1.31
13/05/2011 16:00	0.424	10.5	1.31
13/05/2011 17:00	0.446	10.48	1.31
13/05/2011 18:00	0.476	10.45	1.31
13/05/2011 19:00	0.507	10.49	1.31
13/05/2011 20:00	0.519	10.46	1.31
13/05/2011 21:00	0.529	10.42	1.31
13/05/2011 22:00	0.516	10.46	1.31
13/05/2011 23:00	0.491	10.49	1.31
14/05/2011 00:00	0.452	10.46	1.31
14/05/2011 01:00	0.418	10.44	1.31
14/05/2011 02:00	0.384	10.39	1.31
14/05/2011 03:00	0.369	10.39	1.31
14/05/2011 04:00	0.373	10.4	1.31
14/05/2011 05:00	0.392	10.44	1.31
14/05/2011 06:00	0.423	10.54	1.32
14/05/2011 07:00	0.448	10.46	1.31
14/05/2011 08:00	0.473	10.46	1.31
14/05/2011 09:00	0.5	10.49	1.31
14/05/2011 10:00	0.513	10.43	1.31
14/05/2011 11:00	0.504	10.49	1.31
14/05/2011 12:00	0.484	10.41	1.31
14/05/2011 13:00	0.459	10.42	1.31
14/05/2011 14:00	0.43	10.47	1.31
14/05/2011 15:00	0.41	10.51	1.31
14/05/2011 16:00	0.411	10.48	1.31
14/05/2011 17:00	0.43	10.43	1.31
14/05/2011 18:00	0.455	10.45	1.31
14/05/2011 19:00	0.489	10.43	1.31
14/05/2011 20:00	0.52	10.51	1.31
14/05/2011 21:00	0.537	10.55	1.32
14/05/2011 22:00	0.543	10.49	1.31
14/05/2011 23:00	0.535	10.42	1.31
15/05/2011 00:00	0.503	10.45	1.31
15/05/2011 01:00	0.462	10.46	1.31
15/05/2011 02:00	0.422	10.39	1.31
15/05/2011 03:00	0.386	10.47	1.31
15/05/2011 04:00	0.364	10.48	1.31
15/05/2011 05:00	0.374	10.49	1.31
15/05/2011 06:00	0.4	10.46	1.31
15/05/2011 07:00	0.422	10.44	1.31
15/05/2011 08:00	0.453	10.49	1.31
15/05/2011 09:00	0.488	10.48	1.31
15/05/2011 10:00	0.512	10.43	1.31
15/05/2011 11:00	0.524	10.51	1.32
15/05/2011 12:00	0.517	10.5	1.31
15/05/2011 13:00	0.486	10.49	1.31
15/05/2011 14:00	0.457	10.5	1.31
15/05/2011 15:00	0.418	10.44	1.31
15/05/2011 16:00	0.389	10.47	1.31
15/05/2011 17:00	0.396	10.49	1.31
15/05/2011 18:00	0.419	10.48	1.31
15/05/2011 19:00	0.45	10.51	1.32

15/05/2011 20:00	0.483	10.44	1.31
15/05/2011 21:00	0.513	10.49	1.31
15/05/2011 22:00	0.531	10.47	1.31
15/05/2011 23:00	0.539	10.45	1.31
16/05/2011 00:00	0.524	10.43	1.31
16/05/2011 01:00	0.489	10.46	1.31
16/05/2011 02:00	0.446	10.44	1.31
16/05/2011 03:00	0.4	10.46	1.31
16/05/2011 04:00	0.364	10.51	1.32
16/05/2011 05:00	0.35	10.45	1.31
16/05/2011 06:00	0.363	10.45	1.31
16/05/2011 07:00	0.386	10.41	1.31
16/05/2011 08:00	0.415	10.49	1.31
16/05/2011 09:00	0.453	10.52	1.32
16/05/2011 10:00	0.486	10.5	1.32
16/05/2011 11:00	0.507	10.5	1.32
16/05/2011 12:00	0.511	10.46	1.31
16/05/2011 13:00	0.496	10.44	1.31
16/05/2011 14:00	0.46	10.5	1.32
16/05/2011 15:00	0.418	10.53	1.32
16/05/2011 16:00	0.386	10.39	1.31
16/05/2011 17:00	0.369	10.49	1.31
16/05/2011 18:00	0.378	10.45	1.31
16/05/2011 19:00	0.411	10.5	1.32
16/05/2011 20:00	0.449	10.49	1.31
16/05/2011 21:00	0.487	10.54	1.32
16/05/2011 22:00	0.52	10.53	1.32
16/05/2011 23:00	0.541	10.53	1.32
17/05/2011 00:00	0.55	10.52	1.32
17/05/2011 01:00	0.542	10.51	1.32
17/05/2011 02:00	0.504	10.48	1.31
17/05/2011 03:00	0.459	10.54	1.32
17/05/2011 04:00	0.413	10.52	1.32
17/05/2011 05:00	0.378	10.46	1.31
17/05/2011 06:00	0.37	10.51	1.32
17/05/2011 07:00	0.387	10.46	1.31
17/05/2011 08:00	0.417	10.51	1.32
17/05/2011 09:00	0.446	10.53	1.32
17/05/2011 10:00	0.489	10.5	1.32
17/05/2011 11:00	0.52	10.42	1.31
17/05/2011 12:00	0.534	10.43	1.31
17/05/2011 13:00	0.539	10.5	1.32
17/05/2011 14:00	0.515	10.47	1.31
17/05/2011 15:00	0.475	10.5	1.32
17/05/2011 16:00	0.438	10.51	1.32
17/05/2011 17:00	0.399	10.46	1.31
17/05/2011 18:00	0.381	10.52	1.32
17/05/2011 19:00	0.392	10.51	1.32
17/05/2011 20:00	0.421	10.48	1.31
17/05/2011 21:00	0.456	10.47	1.31
17/05/2011 22:00	0.496	10.52	1.32
17/05/2011 23:00	0.53	10.44	1.31
18/05/2011 00:00	0.547	10.53	1.32
18/05/2011 01:00	0.552	10.53	1.32
18/05/2011 02:00	0.532	10.47	1.31
18/05/2011 03:00	0.492	10.45	1.31
18/05/2011 04:00	0.448	10.49	1.32
18/05/2011 05:00	0.404	10.47	1.31
18/05/2011 06:00	0.366	10.42	1.31

18/05/2011 07:00	0.364	10.53	1.32
18/05/2011 08:00	0.384	10.45	1.31
18/05/2011 09:00	0.41	10.5	1.32
18/05/2011 10:00	0.443	10.46	1.31
18/05/2011 11:00	0.484	10.51	1.32
18/05/2011 12:00	0.509	10.54	1.32
18/05/2011 13:00	0.514	10.44	1.31
18/05/2011 14:00	0.51	10.55	1.32
18/05/2011 15:00	0.476	10.5	1.32
18/05/2011 16:00	0.44	10.52	1.32
18/05/2011 17:00	0.397	10.48	1.31
18/05/2011 18:00	0.367	10.56	1.32
18/05/2011 19:00	0.362	10.51	1.32
18/05/2011 20:00	0.385	10.46	1.31
18/05/2011 21:00	0.416	10.53	1.32
18/05/2011 22:00	0.457	10.48	1.31
18/05/2011 23:00	0.502	10.52	1.32
19/05/2011 00:00	0.537	10.5	1.32
19/05/2011 01:00	0.561	10.52	1.32
19/05/2011 02:00	0.568	10.53	1.32
19/05/2011 03:00	0.543	10.49	1.31
19/05/2011 04:00	0.507	10.52	1.32
19/05/2011 05:00	0.46	10.47	1.31
19/05/2011 06:00	0.421	10.42	1.31
19/05/2011 07:00	0.391	10.5	1.32
19/05/2011 08:00	0.391	10.48	1.32
19/05/2011 09:00	0.421	10.54	1.32
19/05/2011 10:00	0.457	10.51	1.32
19/05/2011 11:00	0.494	10.55	1.32
19/05/2011 12:00	0.537	10.56	1.32
19/05/2011 13:00	0.557	10.44	1.31
19/05/2011 14:00	0.56	10.53	1.32
19/05/2011 15:00	0.543	10.44	1.31
19/05/2011 16:00	0.51	10.53	1.32
19/05/2011 17:00	0.467	10.49	1.32
19/05/2011 18:00	0.422	10.42	1.31
19/05/2011 19:00	0.393	10.52	1.32
19/05/2011 20:00	0.391	10.44	1.31
19/05/2011 21:00	0.412	10.52	1.32
19/05/2011 22:00	0.442	10.53	1.32
19/05/2011 23:00	0.479	10.51	1.32
20/05/2011 00:00	0.517	10.52	1.32
20/05/2011 01:00	0.545	10.54	1.32
20/05/2011 02:00	0.56	10.48	1.32
20/05/2011 03:00	0.558	10.51	1.32
20/05/2011 04:00	0.525	10.5	1.32
20/05/2011 05:00	0.489	10.51	1.32
20/05/2011 06:00	0.445	10.5	1.32
20/05/2011 07:00	0.4	10.48	1.32
20/05/2011 08:00	0.372	10.51	1.32
20/05/2011 09:00	0.375	10.58	1.32
20/05/2011 10:00	0.398	10.53	1.32
20/05/2011 11:00	0.426	10.55	1.32
20/05/2011 12:00	0.464	10.55	1.32
20/05/2011 13:00	0.499	10.51	1.32
20/05/2011 14:00	0.512	10.52	1.32
20/05/2011 15:00	0.515	10.53	1.32
20/05/2011 16:00	0.496	10.43	1.31
20/05/2011 17:00	0.463	10.46	1.31

20/05/2011 18:00	0.423	10.54	1.32
20/05/2011 19:00	0.384	10.53	1.32
20/05/2011 20:00	0.361	10.51	1.32
20/05/2011 21:00	0.366	10.48	1.32
20/05/2011 22:00	0.389	10.53	1.32
20/05/2011 23:00	0.417	10.51	1.32
21/05/2011 00:00	0.459	10.55	1.32
21/05/2011 01:00	0.497	10.52	1.32
21/05/2011 02:00	0.526	10.55	1.32
21/05/2011 03:00	0.549	10.55	1.32
21/05/2011 04:00	0.546	10.51	1.32
21/05/2011 05:00	0.515	10.51	1.32
21/05/2011 06:00	0.477	10.49	1.32
21/05/2011 07:00	0.431	10.47	1.32
21/05/2011 08:00	0.396	10.49	1.32
21/05/2011 09:00	0.386	10.54	1.32
21/05/2011 10:00	0.408	10.5	1.32
21/05/2011 11:00	0.43	10.52	1.32
21/05/2011 12:00	0.464	10.49	1.32
21/05/2011 13:00	0.502	10.56	1.32
21/05/2011 14:00	0.521	10.52	1.32
21/05/2011 15:00	0.53	10.54	1.32
21/05/2011 16:00	0.529	10.49	1.32
21/05/2011 17:00	0.5	10.53	1.32
21/05/2011 18:00	0.459	10.56	1.32
21/05/2011 19:00	0.425	10.54	1.32
21/05/2011 20:00	0.387	10.49	1.32
21/05/2011 21:00	0.368	10.51	1.32
21/05/2011 22:00	0.37	10.52	1.32
21/05/2011 23:00	0.389	10.54	1.32
22/05/2011 00:00	0.416	10.48	1.32
22/05/2011 01:00	0.446	10.57	1.32
22/05/2011 02:00	0.479	10.49	1.32
22/05/2011 03:00	0.507	10.54	1.32
22/05/2011 04:00	0.522	10.52	1.32
22/05/2011 05:00	0.507	10.5	1.32
22/05/2011 06:00	0.477	10.51	1.32
22/05/2011 07:00	0.439	10.51	1.32
22/05/2011 08:00	0.405	10.55	1.32
22/05/2011 09:00	0.376	10.55	1.32
22/05/2011 10:00	0.365	10.55	1.32
22/05/2011 11:00	0.382	10.53	1.32
22/05/2011 12:00	0.409	10.58	1.32
22/05/2011 13:00	0.442	10.55	1.32
22/05/2011 14:00	0.47	10.57	1.32
22/05/2011 15:00	0.498	10.6	1.32
22/05/2011 16:00	0.502	10.47	1.32
22/05/2011 17:00	0.485	10.53	1.32
22/05/2011 18:00	0.454	10.48	1.32
22/05/2011 19:00	0.428	10.5	1.32
22/05/2011 20:00	0.392	10.52	1.32
22/05/2011 21:00	0.368	10.44	1.31
22/05/2011 22:00	0.354	10.52	1.32
22/05/2011 23:00	0.362	10.48	1.32
23/05/2011 00:00	0.386	10.48	1.32
23/05/2011 01:00	0.415	10.56	1.32
23/05/2011 02:00	0.455	10.53	1.32
23/05/2011 03:00	0.493	10.51	1.32
23/05/2011 04:00	0.517	10.58	1.32

23/05/2011 05:00	0.531	10.6	1.32
23/05/2011 06:00	0.515	10.53	1.32
23/05/2011 07:00	0.488	10.5	1.32
23/05/2011 08:00	0.447	10.56	1.32
23/05/2011 09:00	0.421	10.56	1.32
23/05/2011 10:00	0.404	10.49	1.32
23/05/2011 11:00	0.402	10.5	1.32
23/05/2011 12:00	0.417	10.52	1.32
23/05/2011 13:00	0.439	10.58	1.32
23/05/2011 14:00	0.456	10.53	1.32
23/05/2011 15:00	0.474	10.54	1.32
23/05/2011 16:00	0.481	10.53	1.32
23/05/2011 17:00	0.469	10.49	1.32
23/05/2011 18:00	0.442	10.5	1.32
23/05/2011 19:00	0.415	10.53	1.32
23/05/2011 20:00	0.381	10.52	1.32
23/05/2011 21:00	0.346	10.52	1.32
23/05/2011 22:00	0.317	10.49	1.32
23/05/2011 23:00	0.3	10.56	1.32
24/05/2011 00:00	0.299	10.57	1.32
24/05/2011 01:00	0.313	10.5	1.32
24/05/2011 02:00	0.33	10.58	1.32
24/05/2011 03:00	0.36	10.5	1.32
24/05/2011 04:00	0.396	10.58	1.32
24/05/2011 05:00	0.428	10.54	1.32
24/05/2011 06:00	0.447	10.54	1.32
24/05/2011 07:00	0.439	10.57	1.32
24/05/2011 08:00	0.419	10.54	1.32
24/05/2011 09:00	0.409	10.57	1.32
24/05/2011 10:00	0.408	10.56	1.32
24/05/2011 11:00	0.423	10.57	1.32
24/05/2011 12:00	0.45	10.54	1.32
24/05/2011 13:00	0.473	10.57	1.32
24/05/2011 14:00	0.502	10.59	1.32
24/05/2011 15:00	0.537	10.56	1.32
24/05/2011 16:00	0.558	10.46	1.32
24/05/2011 17:00	0.571	10.59	1.32
24/05/2011 18:00	0.563	10.56	1.32
24/05/2011 19:00	0.557	10.58	1.32
24/05/2011 20:00	0.526	10.57	1.32
24/05/2011 21:00	0.487	10.53	1.32
24/05/2011 22:00	0.447	10.52	1.32
24/05/2011 23:00	0.415	10.58	1.32
25/05/2011 00:00	0.395	10.54	1.32
25/05/2011 01:00	0.391	10.59	1.32
25/05/2011 02:00	0.399	10.56	1.32
25/05/2011 03:00	0.421	10.56	1.32
25/05/2011 04:00	0.447	10.59	1.32
25/05/2011 05:00	0.473	10.58	1.32
25/05/2011 06:00	0.496	10.57	1.32
25/05/2011 07:00	0.497	10.58	1.32
25/05/2011 08:00	0.48	10.56	1.32
25/05/2011 09:00	0.454	10.59	1.32
25/05/2011 10:00	0.431	10.54	1.32
25/05/2011 11:00	0.408	10.58	1.32
25/05/2011 12:00	0.399	10.57	1.32
25/05/2011 13:00	0.397	10.6	1.32
25/05/2011 14:00	0.411	10.56	1.32
25/05/2011 15:00	0.427	10.51	1.32

25/05/2011 16:00	0.455	10.57	1.32
25/05/2011 17:00	0.477	10.55	1.32
25/05/2011 18:00	0.485	10.59	1.32
25/05/2011 19:00	0.496	10.56	1.32
25/05/2011 20:00	0.482	10.53	1.32
25/05/2011 21:00	0.448	10.53	1.32
25/05/2011 22:00	0.418	10.54	1.32
25/05/2011 23:00	0.383	10.6	1.32
26/05/2011 00:00	0.36	10.48	1.32
26/05/2011 01:00	0.344	10.54	1.32
26/05/2011 02:00	0.34	10.53	1.32
26/05/2011 03:00	0.354	10.5	1.32
26/05/2011 04:00	0.38	10.58	1.32
26/05/2011 05:00	0.41	10.51	1.32
26/05/2011 06:00	0.44	10.55	1.32
26/05/2011 07:00	0.471	10.57	1.32
26/05/2011 08:00	0.483	10.61	1.32
26/05/2011 09:00	0.467	10.55	1.32
26/05/2011 10:00	0.448	10.59	1.32
26/05/2011 11:00	0.427	10.5	1.32
26/05/2011 12:00	0.411	10.55	1.32
26/05/2011 13:00	0.402	10.56	1.32
26/05/2011 14:00	0.411	10.54	1.32
26/05/2011 15:00	0.42	10.61	1.32
26/05/2011 16:00	0.457	10.55	1.32
26/05/2011 17:00	0.475	10.58	1.32
26/05/2011 18:00	0.49	10.58	1.32
26/05/2011 19:00	0.511	10.57	1.32
26/05/2011 20:00	0.517	10.56	1.32
26/05/2011 21:00	0.502	10.59	1.32
26/05/2011 22:00	0.478	10.53	1.32
26/05/2011 23:00	0.45	10.55	1.32
27/05/2011 00:00	0.414	10.56	1.32
27/05/2011 01:00	0.399	10.56	1.32
27/05/2011 02:00	0.384	10.58	1.32
27/05/2011 03:00	0.389	10.59	1.32
27/05/2011 04:00	0.408	10.56	1.32
27/05/2011 05:00	0.439	10.57	1.32
27/05/2011 06:00	0.465	10.6	1.32
27/05/2011 07:00	0.491	10.54	1.32
27/05/2011 08:00	0.508	10.59	1.32
27/05/2011 09:00	0.524	10.73	1.32
27/05/2011 10:00	0.527	10.58	1.32
27/05/2011 11:00	0.512	10.57	1.32
27/05/2011 12:00	0.488	10.56	1.32
27/05/2011 13:00	0.463	10.54	1.32
27/05/2011 14:00	0.445	10.54	1.32
27/05/2011 15:00	0.432	10.55	1.32
27/05/2011 16:00	0.442	10.55	1.32
27/05/2011 17:00	0.461	10.56	1.32
27/05/2011 18:00	0.479	10.47	1.32
27/05/2011 19:00	0.497	10.56	1.32
27/05/2011 20:00	0.513	10.52	1.32
27/05/2011 21:00	0.516	10.52	1.32
27/05/2011 22:00	0.5	10.55	1.32
27/05/2011 23:00	0.473	10.55	1.32
28/05/2011 00:00	0.443	10.55	1.32
28/05/2011 01:00	0.407	10.47	1.32
28/05/2011 02:00	0.38	10.52	1.32

28/05/2011 03:00	0.367	10.44	1.32
28/05/2011 04:00	0.364	10.54	1.32
28/05/2011 05:00	0.373	10.51	1.32
28/05/2011 06:00	0.391	10.44	1.32
28/05/2011 07:00	0.418	10.52	1.32
28/05/2011 08:00	0.445	10.54	1.32
28/05/2011 09:00	0.472	10.56	1.32
28/05/2011 10:00	0.476	10.52	1.32
28/05/2011 11:00	0.464	10.51	1.32
28/05/2011 12:00	0.44	10.52	1.32
28/05/2011 13:00	0.425	10.48	1.32
28/05/2011 14:00	0.404	10.54	1.32
28/05/2011 15:00	0.395	10.55	1.32
28/05/2011 16:00	0.402	10.47	1.32
28/05/2011 17:00	0.414	10.53	1.32
28/05/2011 18:00	0.437	10.53	1.32
28/05/2011 19:00	0.473	10.52	1.32
28/05/2011 20:00	0.498	10.58	1.32
28/05/2011 21:00	0.526	10.51	1.32
28/05/2011 22:00	0.532	10.53	1.32
28/05/2011 23:00	0.524	10.5	1.32
29/05/2011 00:00	0.5	10.53	1.32
29/05/2011 01:00	0.472	10.47	1.32
29/05/2011 02:00	0.441	10.52	1.32
29/05/2011 03:00	0.418	10.51	1.32
29/05/2011 04:00	0.407	10.53	1.32
29/05/2011 05:00	0.411	10.55	1.32
29/05/2011 06:00	0.424	10.58	1.33
29/05/2011 07:00	0.446	10.55	1.32
29/05/2011 08:00	0.472	10.53	1.32
29/05/2011 09:00	0.496	10.52	1.32
29/05/2011 10:00	0.515	10.51	1.32
29/05/2011 11:00	0.516	10.55	1.32
29/05/2011 12:00	0.502	10.53	1.32
29/05/2011 13:00	0.47	10.53	1.32
29/05/2011 14:00	0.449	10.54	1.32
29/05/2011 15:00	0.416	10.55	1.32
29/05/2011 16:00	0.405	10.55	1.32
29/05/2011 17:00	0.406	10.58	1.33
29/05/2011 18:00	0.416	10.52	1.32
29/05/2011 19:00	0.443	10.57	1.33
29/05/2011 20:00	0.47	10.57	1.33
29/05/2011 21:00	0.499	10.57	1.33
29/05/2011 22:00	0.512	10.57	1.33
29/05/2011 23:00	0.52	10.57	1.33
30/05/2011 00:00	0.5	10.55	1.32
30/05/2011 01:00	0.472	10.56	1.32
30/05/2011 02:00	0.441	10.56	1.32
30/05/2011 03:00	0.418	10.57	1.33
30/05/2011 04:00	0.399	10.53	1.32
30/05/2011 05:00	0.391	10.54	1.32
30/05/2011 06:00	0.408	10.54	1.32
30/05/2011 07:00	0.426	10.61	1.33
30/05/2011 08:00	0.457	10.61	1.33
30/05/2011 09:00	0.484	10.56	1.32
30/05/2011 10:00	0.515	10.54	1.32
30/05/2011 11:00	0.529	10.53	1.32
30/05/2011 12:00	0.533	10.54	1.32
30/05/2011 13:00	0.507	10.58	1.33

30/05/2011 14:00	0.48	10.54	1.32
30/05/2011 15:00	0.447	10.53	1.32
30/05/2011 16:00	0.423	10.55	1.33
30/05/2011 17:00	0.415	10.55	1.33
30/05/2011 18:00	0.425	10.59	1.33
30/05/2011 19:00	0.443	10.51	1.32
30/05/2011 20:00	0.472	10.46	1.32
30/05/2011 21:00	0.503	10.47	1.32
30/05/2011 22:00	0.531	10.57	1.33
30/05/2011 23:00	0.545	10.57	1.33
31/05/2011 00:00	0.544	10.59	1.33
31/05/2011 01:00	0.525	10.57	1.33
31/05/2011 02:00	0.493	10.6	1.33
31/05/2011 03:00	0.457	10.55	1.33
31/05/2011 04:00	0.425	10.51	1.32
31/05/2011 05:00	0.403	10.58	1.33
31/05/2011 06:00	0.406	10.54	1.33
31/05/2011 07:00	0.417	10.59	1.33
31/05/2011 08:00	0.44	10.54	1.33
31/05/2011 09:00	0.469	10.59	1.33
31/05/2011 10:00	0.498	10.51	1.32
31/05/2011 11:00	0.523	10.53	1.33
31/05/2011 12:00	0.53	10.6	1.33
31/05/2011 13:00	0.526	10.5	1.32
31/05/2011 14:00	0.504	10.58	1.33
31/05/2011 15:00	0.482	10.48	1.32
31/05/2011 16:00	0.445	10.54	1.33
31/05/2011 17:00	0.415	10.55	1.33
31/05/2011 18:00	0.421	10.53	1.33
31/05/2011 19:00	0.43	10.59	1.33
31/05/2011 20:00	0.452	10.57	1.33
31/05/2011 21:00	0.477	10.49	1.32
31/05/2011 22:00	0.508	10.58	1.33
31/05/2011 23:00	0.528	10.56	1.33
01/06/2011 00:00	0.537	10.59	1.33
01/06/2011 01:00	0.529	10.6	1.33
01/06/2011 02:00	0.498	10.51	1.32
01/06/2011 03:00	0.464	10.59	1.33
01/06/2011 04:00	0.43	10.54	1.33
01/06/2011 05:00	0.392	10.58	1.33
01/06/2011 06:00	0.378	10.55	1.33
01/06/2011 07:00	0.377	10.58	1.33
01/06/2011 08:00	0.399	10.56	1.33
01/06/2011 09:00	0.427	10.59	1.33
01/06/2011 10:00	0.46	10.58	1.33
01/06/2011 11:00	0.486	10.57	1.33
01/06/2011 12:00	0.508	10.58	1.33
01/06/2011 13:00	0.511	10.58	1.33
01/06/2011 14:00	0.49	10.57	1.33
01/06/2011 15:00	0.453	10.56	1.33
01/06/2011 16:00	0.418	10.5	1.32
01/06/2011 17:00	0.38	10.58	1.33
01/06/2011 18:00	0.36	10.55	1.33
01/06/2011 19:00	0.367	10.53	1.33
01/06/2011 20:00	0.388	10.59	1.33
01/06/2011 21:00	0.418	10.57	1.33
01/06/2011 22:00	0.449	10.56	1.33
01/06/2011 23:00	0.482	10.57	1.33
02/06/2011 00:00	0.512	10.54	1.33

02/06/2011 01:00	0.525	10.61	1.33
02/06/2011 02:00	0.516	10.6	1.33
02/06/2011 03:00	0.477	10.58	1.33
02/06/2011 04:00	0.446	10.49	1.32
02/06/2011 05:00	0.417	10.57	1.33
02/06/2011 06:00	0.392	10.51	1.32
02/06/2011 07:00	0.394	10.61	1.33
02/06/2011 08:00	0.403	10.59	1.33
02/06/2011 09:00	0.431	10.56	1.33
02/06/2011 10:00	0.467	10.5	1.32
02/06/2011 11:00	0.498	10.57	1.33
02/06/2011 12:00	0.523	10.61	1.33
02/06/2011 13:00	0.53	10.61	1.33
02/06/2011 14:00	0.521	10.59	1.33
02/06/2011 15:00	0.492	10.6	1.33
02/06/2011 16:00	0.454	10.6	1.33
02/06/2011 17:00	0.414	10.57	1.33
02/06/2011 18:00	0.383	10.59	1.33
02/06/2011 19:00	0.375	10.62	1.33
02/06/2011 20:00	0.391	10.59	1.33
02/06/2011 21:00	0.415	10.59	1.33
02/06/2011 22:00	0.446	10.58	1.33
02/06/2011 23:00	0.479	10.61	1.33
03/06/2011 00:00	0.509	10.59	1.33
03/06/2011 01:00	0.527	10.6	1.33
03/06/2011 02:00	0.53	10.61	1.33
03/06/2011 03:00	0.508	10.59	1.33
03/06/2011 04:00	0.475	10.63	1.33
03/06/2011 05:00	0.438	10.62	1.33
03/06/2011 06:00	0.401	10.59	1.33
03/06/2011 07:00	0.383	10.61	1.33
03/06/2011 08:00	0.395	10.61	1.33
03/06/2011 09:00	0.421	10.58	1.33
03/06/2011 10:00	0.444	10.56	1.33
03/06/2011 11:00	0.477	10.59	1.33
03/06/2011 12:00	0.502	10.57	1.33
03/06/2011 13:00	0.515	10.51	1.33
03/06/2011 14:00	0.518	10.58	1.33
03/06/2011 15:00	0.501	10.57	1.33
03/06/2011 16:00	0.467	10.59	1.33
03/06/2011 17:00	0.427	10.59	1.33
03/06/2011 18:00	0.389	10.61	1.33
03/06/2011 19:00	0.365	10.59	1.33
03/06/2011 20:00	0.367	10.59	1.33
03/06/2011 21:00	0.388	10.59	1.33
03/06/2011 22:00	0.413	10.57	1.33
03/06/2011 23:00	0.448	10.6	1.33
04/06/2011 00:00	0.479	10.6	1.33
04/06/2011 01:00	0.509	10.61	1.33
04/06/2011 02:00	0.523	10.61	1.33
04/06/2011 03:00	0.523	10.57	1.33
04/06/2011 04:00	0.497	10.59	1.33
04/06/2011 05:00	0.458	10.55	1.33
04/06/2011 06:00	0.422	10.58	1.33
04/06/2011 07:00	0.393	10.55	1.33
04/06/2011 08:00	0.394	10.59	1.33
04/06/2011 09:00	0.409	10.61	1.33
04/06/2011 10:00	0.436	10.59	1.33
04/06/2011 11:00	0.473	10.57	1.33

04/06/2011 12:00	0.511	10.6	1.33
04/06/2011 13:00	0.54	10.61	1.33
04/06/2011 14:00	0.554	10.6	1.33
04/06/2011 15:00	0.552	10.56	1.33
04/06/2011 16:00	0.531	10.59	1.33
04/06/2011 17:00	0.492	10.61	1.33
04/06/2011 18:00	0.457	10.6	1.33
04/06/2011 19:00	0.425	10.57	1.33
04/06/2011 20:00	0.402	10.57	1.33
04/06/2011 21:00	0.408	10.61	1.33
04/06/2011 22:00	0.432	10.55	1.33
04/06/2011 23:00	0.461	10.62	1.33
05/06/2011 00:00	0.493	10.61	1.33
05/06/2011 01:00	0.525	10.62	1.33
05/06/2011 02:00	0.545	10.64	1.33
05/06/2011 03:00	0.562	10.61	1.33
05/06/2011 04:00	0.545	10.58	1.33
05/06/2011 05:00	0.518	10.6	1.33
05/06/2011 06:00	0.477	10.6	1.33
05/06/2011 07:00	0.437	10.59	1.33
05/06/2011 08:00	0.414	10.61	1.33
05/06/2011 09:00	0.419	10.62	1.33
05/06/2011 10:00	0.443	10.59	1.33
05/06/2011 11:00	0.47	10.59	1.33
05/06/2011 12:00	0.504	10.62	1.33
05/06/2011 13:00	0.531	10.63	1.33
05/06/2011 14:00	0.552	10.62	1.33
05/06/2011 15:00	0.555	10.6	1.33
05/06/2011 16:00	0.549	10.61	1.33
05/06/2011 17:00	0.519	10.63	1.33
05/06/2011 18:00	0.481	10.61	1.33
05/06/2011 19:00	0.442	10.54	1.33
05/06/2011 20:00	0.41	10.61	1.33
05/06/2011 21:00	0.399	10.63	1.33
05/06/2011 22:00	0.412	10.6	1.33
05/06/2011 23:00	0.437	10.6	1.33
06/06/2011 00:00	0.468	10.62	1.33
06/06/2011 01:00	0.502	10.62	1.33
06/06/2011 02:00	0.534	10.63	1.33
06/06/2011 03:00	0.561	10.58	1.33
06/06/2011 04:00	0.557	10.62	1.33
06/06/2011 05:00	0.543	10.59	1.33
06/06/2011 06:00	0.505	10.59	1.33
06/06/2011 07:00	0.47	10.59	1.33
06/06/2011 08:00	0.44	10.6	1.33
06/06/2011 09:00	0.429	10.61	1.33
06/06/2011 10:00	0.439	10.56	1.33
06/06/2011 11:00	0.465	10.61	1.33
06/06/2011 12:00	0.495	10.62	1.33
06/06/2011 13:00	0.526	10.63	1.33
06/06/2011 14:00	0.556	10.64	1.33
06/06/2011 15:00	0.568	10.64	1.33
06/06/2011 16:00	0.569	10.62	1.33
06/06/2011 17:00	0.543	10.61	1.33
06/06/2011 18:00	0.507	10.63	1.33
06/06/2011 19:00	0.472	10.58	1.33
06/06/2011 20:00	0.436	10.61	1.33
06/06/2011 21:00	0.407	10.62	1.33
06/06/2011 22:00	0.403	10.62	1.33

06/06/2011 23:00	0.419	10.63	1.33
07/06/2011 00:00	0.444	10.57	1.33
07/06/2011 01:00	0.475	10.6	1.33
07/06/2011 02:00	0.515	10.56	1.33
07/06/2011 03:00	0.546	10.62	1.33
07/06/2011 04:00	0.567	10.62	1.33
07/06/2011 05:00	0.567	10.61	1.33
07/06/2011 06:00	0.538	10.58	1.33
07/06/2011 07:00	0.502	10.58	1.33
07/06/2011 08:00	0.473	10.63	1.33
07/06/2011 09:00	0.436	10.63	1.33
07/06/2011 10:00	0.431	10.54	1.33
07/06/2011 11:00	0.441	10.54	1.33
07/06/2011 12:00	0.462	10.62	1.33
07/06/2011 13:00	0.489	10.61	1.33
07/06/2011 14:00	0.524	10.54	1.33
07/06/2011 15:00	0.548	10.64	1.33
07/06/2011 16:00	0.557	10.65	1.33
07/06/2011 17:00	0.55	10.62	1.33
07/06/2011 18:00	0.529	10.64	1.33
07/06/2011 19:00	0.497	10.59	1.33
07/06/2011 20:00	0.459	10.59	1.33
07/06/2011 21:00	0.423	10.61	1.33
07/06/2011 22:00	0.4	10.6	1.33
07/06/2011 23:00	0.392	10.64	1.33
08/06/2011 00:00	0.408	10.64	1.33
08/06/2011 01:00	0.431	10.64	1.33
08/06/2011 02:00	0.465	10.64	1.33
08/06/2011 03:00	0.496	10.64	1.33
08/06/2011 04:00	0.53	10.64	1.33
08/06/2011 05:00	0.551	10.63	1.33
08/06/2011 06:00	0.54	10.63	1.33
08/06/2011 07:00	0.506	10.61	1.33
08/06/2011 08:00	0.469	10.63	1.33
08/06/2011 09:00	0.438	10.62	1.33
08/06/2011 10:00	0.415	10.63	1.33
08/06/2011 11:00	0.413	10.64	1.33
08/06/2011 12:00	0.43	10.63	1.33
08/06/2011 13:00	0.46	10.59	1.33
08/06/2011 14:00	0.486	10.63	1.33
08/06/2011 15:00	0.515	10.62	1.33
08/06/2011 16:00	0.529	10.61	1.33
08/06/2011 17:00	0.543	10.65	1.33
08/06/2011 18:00	0.531	10.65	1.33
08/06/2011 19:00	0.506	10.62	1.33
08/06/2011 20:00	0.474	10.63	1.33
08/06/2011 21:00	0.434	10.64	1.33
08/06/2011 22:00	0.4	10.64	1.33
08/06/2011 23:00	0.374	10.64	1.33
09/06/2011 00:00	0.371	10.64	1.33
09/06/2011 01:00	0.383	10.65	1.33
09/06/2011 02:00	0.412	10.66	1.33
09/06/2011 03:00	0.442	10.65	1.33
09/06/2011 04:00	0.476	10.61	1.33
09/06/2011 05:00	0.515	10.65	1.33
09/06/2011 06:00	0.526	10.64	1.33
09/06/2011 07:00	0.512	10.62	1.33
09/06/2011 08:00	0.48	10.63	1.33
09/06/2011 09:00	0.457	10.64	1.33

09/06/2011 10:00	0.429	10.63	1.33
09/06/2011 11:00	0.409	10.62	1.33
09/06/2011 12:00	0.405	10.59	1.33
09/06/2011 13:00	0.426	10.63	1.33
09/06/2011 14:00	0.45	10.64	1.33
09/06/2011 15:00	0.477	10.64	1.33
09/06/2011 16:00	0.509	10.62	1.33
09/06/2011 17:00	0.531	10.65	1.33
09/06/2011 18:00	0.534	10.65	1.33
09/06/2011 19:00	0.529	10.63	1.33
09/06/2011 20:00	0.5	10.66	1.33
09/06/2011 21:00	0.466	10.65	1.33
09/06/2011 22:00	0.43	10.59	1.33
09/06/2011 23:00	0.396	10.64	1.33
10/06/2011 00:00	0.377	10.63	1.33
10/06/2011 01:00	0.371	10.64	1.33
10/06/2011 02:00	0.383	10.64	1.33
10/06/2011 03:00	0.415	10.63	1.33
10/06/2011 04:00	0.441	10.62	1.33
10/06/2011 05:00	0.478	10.63	1.33
10/06/2011 06:00	0.512	10.65	1.33
10/06/2011 07:00	0.526	10.65	1.33
10/06/2011 08:00	0.511	10.63	1.33
10/06/2011 09:00	0.494	10.66	1.33
10/06/2011 10:00	0.467	10.66	1.33
10/06/2011 11:00	0.443	10.66	1.33
10/06/2011 12:00	0.424	10.65	1.33
10/06/2011 13:00	0.417	10.67	1.33
10/06/2011 14:00	0.425	10.64	1.33
10/06/2011 15:00	0.443	10.66	1.33
10/06/2011 16:00	0.471	10.67	1.33
10/06/2011 17:00	0.505	10.65	1.33
10/06/2011 18:00	0.527	10.61	1.33
10/06/2011 19:00	0.535	10.66	1.33
10/06/2011 20:00	0.529	10.65	1.33
10/06/2011 21:00	0.508	10.66	1.33
10/06/2011 22:00	0.479	10.65	1.33
10/06/2011 23:00	0.438	10.65	1.33
11/06/2011 00:00	0.404	10.65	1.33
11/06/2011 01:00	0.384	10.6	1.33
11/06/2011 02:00	0.375	10.67	1.33
11/06/2011 03:00	0.388	10.63	1.33
11/06/2011 04:00	0.412	10.63	1.33
11/06/2011 05:00	0.44	10.65	1.33
11/06/2011 06:00	0.474	10.65	1.33
11/06/2011 07:00	0.509	10.66	1.33
11/06/2011 08:00	0.526	10.65	1.33
11/06/2011 09:00	0.528	10.65	1.33
11/06/2011 10:00	0.502	10.67	1.34
11/06/2011 11:00	0.472	10.62	1.33
11/06/2011 12:00	0.443	10.65	1.33
11/06/2011 13:00	0.422	10.65	1.33
11/06/2011 14:00	0.413	10.67	1.34
11/06/2011 15:00	0.423	10.66	1.34
11/06/2011 16:00	0.439	10.68	1.34
11/06/2011 17:00	0.464	10.64	1.33
11/06/2011 18:00	0.502	10.66	1.34
11/06/2011 19:00	0.531	10.67	1.34
11/06/2011 20:00	0.539	10.61	1.33

11/06/2011 21:00	0.543	10.66	1.34
11/06/2011 22:00	0.519	10.64	1.33
11/06/2011 23:00	0.488	10.64	1.33
12/06/2011 00:00	0.448	10.62	1.33
12/06/2011 01:00	0.416	10.65	1.33
12/06/2011 02:00	0.389	10.63	1.33
12/06/2011 03:00	0.382	10.65	1.33
12/06/2011 04:00	0.394	10.66	1.34
12/06/2011 05:00	0.417	10.67	1.34
12/06/2011 06:00	0.444	10.65	1.33
12/06/2011 07:00	0.474	10.63	1.33
12/06/2011 08:00	0.495	10.63	1.33
12/06/2011 09:00	0.517	10.59	1.33
12/06/2011 10:00	0.514	10.64	1.33
12/06/2011 11:00	0.498	10.65	1.33
12/06/2011 12:00	0.472	10.6	1.33
12/06/2011 13:00	0.448	10.67	1.34
12/06/2011 14:00	0.421	10.62	1.33
12/06/2011 15:00	0.408	10.62	1.33
12/06/2011 16:00	0.419	10.61	1.33
12/06/2011 17:00	0.438	10.67	1.34
12/06/2011 18:00	0.469	10.67	1.34
12/06/2011 19:00	0.504	10.6	1.33
12/06/2011 20:00	0.53	10.67	1.34
12/06/2011 21:00	0.545	10.66	1.34
12/06/2011 22:00	0.546	10.65	1.34
12/06/2011 23:00	0.526	10.63	1.33
13/06/2011 00:00	0.487	10.61	1.33
13/06/2011 01:00	0.456	10.66	1.34
13/06/2011 02:00	0.413	10.64	1.33
13/06/2011 03:00	0.387	10.65	1.34
13/06/2011 04:00	0.374	10.66	1.34
13/06/2011 05:00	0.383	10.66	1.34
13/06/2011 06:00	0.4	10.65	1.34
13/06/2011 07:00	0.433	10.65	1.33
13/06/2011 08:00	0.471	10.65	1.33
13/06/2011 09:00	0.501	10.65	1.34
13/06/2011 10:00	0.522	10.61	1.33
13/06/2011 11:00	0.518	10.64	1.33
13/06/2011 12:00	0.495	10.69	1.34
13/06/2011 13:00	0.463	10.69	1.34
13/06/2011 14:00	0.428	10.68	1.34
13/06/2011 15:00	0.398	10.65	1.34
13/06/2011 16:00	0.385	10.67	1.34
13/06/2011 17:00	0.396	10.66	1.34
13/06/2011 18:00	0.415	10.67	1.34
13/06/2011 19:00	0.456	10.64	1.33
13/06/2011 20:00	0.497	10.65	1.34
13/06/2011 21:00	0.534	10.66	1.34
13/06/2011 22:00	0.555	10.64	1.34
13/06/2011 23:00	0.561	10.63	1.33
14/06/2011 00:00	0.541	10.65	1.34
14/06/2011 01:00	0.507	10.64	1.33
14/06/2011 02:00	0.476	10.66	1.34
14/06/2011 03:00	0.437	10.64	1.34
14/06/2011 04:00	0.408	10.67	1.34
14/06/2011 05:00	0.406	10.66	1.34
14/06/2011 06:00	0.42	10.68	1.34
14/06/2011 07:00	0.439	10.68	1.34

14/06/2011 08:00	0.464	10.67	1.34
14/06/2011 09:00	0.502	10.66	1.34
14/06/2011 10:00	0.531	10.68	1.34
14/06/2011 11:00	0.541	10.65	1.34
14/06/2011 12:00	0.544	10.66	1.34
14/06/2011 13:00	0.516	10.63	1.33
14/06/2011 14:00	0.482	10.67	1.34
14/06/2011 15:00	0.447	10.6	1.33
14/06/2011 16:00	0.414	10.66	1.34
14/06/2011 17:00	0.397	10.67	1.34
14/06/2011 18:00	0.405	10.61	1.33
14/06/2011 19:00	0.436	10.68	1.34
14/06/2011 20:00	0.473	10.61	1.33
14/06/2011 21:00	0.508	10.68	1.34
14/06/2011 22:00	0.543	10.66	1.34
14/06/2011 23:00	0.56	10.63	1.34
15/06/2011 00:00	0.564	10.68	1.34
15/06/2011 01:00	0.548	10.62	1.33
15/06/2011 02:00	0.51	10.66	1.34
15/06/2011 03:00	0.47	10.68	1.34
15/06/2011 04:00	0.429	10.66	1.34
15/06/2011 05:00	0.402	10.66	1.34
15/06/2011 06:00	0.398	10.66	1.34
15/06/2011 07:00	0.417	10.64	1.34
15/06/2011 08:00	0.437	10.67	1.34
15/06/2011 09:00	0.467	10.67	1.34
15/06/2011 10:00	0.497	10.66	1.34
15/06/2011 11:00	0.521	10.62	1.33
15/06/2011 12:00	0.533	10.69	1.34
15/06/2011 13:00	0.525	10.65	1.34
15/06/2011 14:00	0.5	10.66	1.34
15/06/2011 15:00	0.461	10.62	1.33
15/06/2011 16:00	0.425	10.57	1.33
15/06/2011 17:00	0.393	10.68	1.34
15/06/2011 18:00	0.378	10.66	1.34
15/06/2011 19:00	0.399	10.67	1.34
15/06/2011 20:00	0.43	10.68	1.34
15/06/2011 21:00	0.465	10.67	1.34
15/06/2011 22:00	0.501	10.67	1.34
15/06/2011 23:00	0.543	10.69	1.34
16/06/2011 00:00	0.565	10.69	1.34
16/06/2011 01:00	0.569	10.67	1.34
16/06/2011 02:00	0.552	10.69	1.34
16/06/2011 03:00	0.512	10.66	1.34
16/06/2011 04:00	0.473	10.6	1.33
16/06/2011 05:00	0.436	10.63	1.34
16/06/2011 06:00	0.416	10.68	1.34
16/06/2011 07:00	0.422	10.64	1.34
16/06/2011 08:00	0.438	10.68	1.34
16/06/2011 09:00	0.459	10.7	1.34
16/06/2011 10:00	0.503	10.63	1.34
16/06/2011 11:00	0.536	10.58	1.33
16/06/2011 12:00	0.563	10.64	1.34
16/06/2011 13:00	0.577	10.67	1.34
16/06/2011 14:00	0.572	10.69	1.34
16/06/2011 15:00	0.537	10.66	1.34
16/06/2011 16:00	0.489	10.67	1.34
16/06/2011 17:00	0.446	10.63	1.34
16/06/2011 18:00	0.404	10.65	1.34

16/06/2011 19:00	0.405	10.68	1.34
16/06/2011 20:00	0.428	10.6	1.33
16/06/2011 21:00	0.453	10.7	1.34
16/06/2011 22:00	0.489	10.69	1.34
16/06/2011 23:00	0.527	10.68	1.34
17/06/2011 00:00	0.563	10.67	1.34
17/06/2011 01:00	0.583	10.67	1.34
17/06/2011 02:00	0.581	10.68	1.34
17/06/2011 03:00	0.552	10.65	1.34
17/06/2011 04:00	0.514	10.69	1.34
17/06/2011 05:00	0.473	10.68	1.34
17/06/2011 06:00	0.439	10.68	1.34
17/06/2011 07:00	0.417	10.64	1.34
17/06/2011 08:00	0.427	10.69	1.34
17/06/2011 09:00	0.455	10.69	1.34
17/06/2011 10:00	0.489	10.66	1.34
17/06/2011 11:00	0.529	10.59	1.33
17/06/2011 12:00	0.56	10.67	1.34
17/06/2011 13:00	0.573	10.68	1.34
17/06/2011 14:00	0.579	10.62	1.34
17/06/2011 15:00	0.562	10.68	1.34
17/06/2011 16:00	0.531	10.6	1.33
17/06/2011 17:00	0.491	10.68	1.34
17/06/2011 18:00	0.446	10.68	1.34
17/06/2011 19:00	0.416	10.69	1.34
17/06/2011 20:00	0.41	10.66	1.34
17/06/2011 21:00	0.428	10.59	1.33
17/06/2011 22:00	0.464	10.69	1.34
17/06/2011 23:00	0.507	10.65	1.34
18/06/2011 00:00	0.551	10.67	1.34
18/06/2011 01:00	0.586	10.67	1.34
18/06/2011 02:00	0.609	10.64	1.34
18/06/2011 03:00	0.607	10.63	1.34
18/06/2011 04:00	0.569	10.7	1.34
18/06/2011 05:00	0.534	10.67	1.34
18/06/2011 06:00	0.495	10.59	1.33
18/06/2011 07:00	0.46	10.67	1.34
18/06/2011 08:00	0.457	10.6	1.33
18/06/2011 09:00	0.472	10.63	1.34
18/06/2011 10:00	0.498	10.68	1.34
18/06/2011 11:00	0.527	10.61	1.33
18/06/2011 12:00	0.573	10.7	1.34
18/06/2011 13:00	0.61	10.66	1.34
18/06/2011 14:00	0.613	10.67	1.34
18/06/2011 15:00	0.602	10.66	1.34
18/06/2011 16:00	0.573	10.7	1.34
18/06/2011 17:00	0.533	10.69	1.34
18/06/2011 18:00	0.501	10.69	1.34
18/06/2011 19:00	0.459	10.67	1.34
18/06/2011 20:00	0.437	10.58	1.33
18/06/2011 21:00	0.444	10.6	1.33
18/06/2011 22:00	0.463	10.58	1.33
18/06/2011 23:00	0.496	10.67	1.34
19/06/2011 00:00	0.53	10.59	1.33
19/06/2011 01:00	0.574	10.69	1.34
19/06/2011 02:00	0.609	10.64	1.34
19/06/2011 03:00	0.623	10.65	1.34
19/06/2011 04:00	0.61	10.66	1.34
19/06/2011 05:00	0.58	10.64	1.34

19/06/2011 06:00	0.549	10.66	1.34
19/06/2011 07:00	0.509	10.7	1.34
19/06/2011 08:00	0.484	10.7	1.34
19/06/2011 09:00	0.488	10.62	1.34
19/06/2011 10:00	0.509	10.58	1.33
19/06/2011 11:00	0.537	10.61	1.33
19/06/2011 12:00	0.574	10.62	1.34
19/06/2011 13:00	0.605	10.67	1.34
19/06/2011 14:00	0.628	10.7	1.34
19/06/2011 15:00	0.635	10.67	1.34
19/06/2011 16:00	0.611	10.6	1.33
19/06/2011 17:00	0.583	10.65	1.34
19/06/2011 18:00	0.536	10.68	1.34
19/06/2011 19:00	0.494	10.67	1.34
19/06/2011 20:00	0.456	10.68	1.34
19/06/2011 21:00	0.439	10.61	1.34
19/06/2011 22:00	0.448	10.69	1.34
19/06/2011 23:00	0.468	10.71	1.34
20/06/2011 00:00	0.501	10.69	1.34
20/06/2011 01:00	0.537	10.7	1.34
20/06/2011 02:00	0.568	10.67	1.34
20/06/2011 03:00	0.597	10.64	1.34
20/06/2011 04:00	0.605	10.59	1.33
20/06/2011 05:00	0.584	10.59	1.33
20/06/2011 06:00	0.549	10.59	1.33
20/06/2011 07:00	0.506	10.58	1.33
20/06/2011 08:00	0.467	10.66	1.34
20/06/2011 09:00	0.456	10.63	1.34
20/06/2011 10:00	0.467	10.65	1.34
20/06/2011 11:00	0.496	10.64	1.34
20/06/2011 12:00	0.528	10.59	1.33
20/06/2011 13:00	0.563	10.65	1.34
20/06/2011 14:00	0.595	10.64	1.34
20/06/2011 15:00	0.608	10.67	1.34
20/06/2011 16:00	0.61	10.62	1.34
20/06/2011 17:00	0.595	10.63	1.34
20/06/2011 18:00	0.556	10.62	1.34
20/06/2011 19:00	0.52	10.7	1.34
20/06/2011 20:00	0.48	10.72	1.34
20/06/2011 21:00	0.448	10.68	1.34
20/06/2011 22:00	0.433	10.66	1.34
20/06/2011 23:00	0.442	10.7	1.34
21/06/2011 00:00	0.464	10.62	1.34
21/06/2011 01:00	0.494	10.68	1.34
21/06/2011 02:00	0.53	10.71	1.34
21/06/2011 03:00	0.568	10.66	1.34
21/06/2011 04:00	0.592	10.67	1.34
21/06/2011 05:00	0.592	10.71	1.34
21/06/2011 06:00	0.569	10.67	1.34
21/06/2011 07:00	0.532	10.61	1.34
21/06/2011 08:00	0.497	10.71	1.34
21/06/2011 09:00	0.469	10.68	1.34
21/06/2011 10:00	0.458	10.7	1.34
21/06/2011 11:00	0.478	10.65	1.34
21/06/2011 12:00	0.509	10.63	1.33
21/06/2011 13:00	0.546	10.6	1.33
21/06/2011 14:00	0.578	10.61	1.33
21/06/2011 15:00	0.609	10.6	1.33
21/06/2011 16:00	0.613	10.63	1.33

21/06/2011 17:00	0.606	10.71	1.33
21/06/2011 18:00	0.582	10.69	1.33
21/06/2011 19:00	0.547	10.65	1.33
21/06/2011 20:00	0.505	10.7	1.33
21/06/2011 21:00	0.471	10.7	1.33
21/06/2011 22:00	0.449	10.7	1.33
21/06/2011 23:00	0.442	10.66	1.33
22/06/2011 00:00	0.454	10.62	1.33
22/06/2011 01:00	0.477	10.71	1.33
22/06/2011 02:00	0.507	10.63	1.33
22/06/2011 03:00	0.543	10.67	1.33
22/06/2011 04:00	0.572	10.71	1.33
22/06/2011 05:00	0.593	10.73	1.33
22/06/2011 06:00	0.582	10.64	1.33
22/06/2011 07:00	0.553	10.62	1.33
22/06/2011 08:00	0.516	10.7	1.33
22/06/2011 09:00	0.487	10.64	1.33
22/06/2011 10:00	0.469	10.64	1.33
22/06/2011 11:00	0.476	10.72	1.33
22/06/2011 12:00	0.497	10.66	1.33
22/06/2011 13:00	0.521	10.7	1.33
22/06/2011 14:00	0.546	10.7	1.33
22/06/2011 15:00	0.582	10.67	1.33
22/06/2011 16:00	0.611	10.69	1.33
22/06/2011 17:00	0.611	10.72	1.33
22/06/2011 18:00	0.595	10.69	1.33
22/06/2011 19:00	0.572	10.71	1.33
22/06/2011 20:00	0.538	10.68	1.33
22/06/2011 21:00	0.504	10.62	1.33
22/06/2011 22:00	0.481	10.68	1.33
22/06/2011 23:00	0.461	10.62	1.33
23/06/2011 00:00	0.462	10.63	1.33
23/06/2011 01:00	0.476	10.63	1.33
23/06/2011 02:00	0.504	10.63	1.33
23/06/2011 03:00	0.534	10.65	1.33
23/06/2011 04:00	0.565	10.64	1.33
23/06/2011 05:00	0.595	10.7	1.33
23/06/2011 06:00	0.603	10.68	1.33
23/06/2011 07:00	0.588	10.64	1.33
23/06/2011 08:00	0.557	10.65	1.33
23/06/2011 09:00	0.534	10.68	1.33
23/06/2011 10:00	0.503	10.65	1.33
23/06/2011 11:00	0.49	10.71	1.33
23/06/2011 12:00	0.503	10.72	1.33
23/06/2011 13:00	0.518	10.7	1.33
23/06/2011 14:00	0.556	10.63	1.33
23/06/2011 15:00	0.575	10.65	1.33
23/06/2011 16:00	0.597	10.66	1.33
23/06/2011 17:00	0.609	10.71	1.33
23/06/2011 18:00	0.616	10.68	1.33
23/06/2011 19:00	0.607	10.73	1.33
23/06/2011 20:00	0.579	10.72	1.33
23/06/2011 21:00	0.547	10.74	1.33
23/06/2011 22:00	0.516	10.66	1.33
23/06/2011 23:00	0.488	10.71	1.33
24/06/2011 00:00	0.474	10.7	1.33
24/06/2011 01:00	0.472	10.72	1.33
24/06/2011 02:00	0.484	10.67	1.33
24/06/2011 03:00	0.501	10.65	1.33

24/06/2011 04:00	0.527	10.73	1.33
24/06/2011 05:00	0.56	10.66	1.33
24/06/2011 06:00	0.583	10.69	1.33
24/06/2011 07:00	0.59	10.69	1.33
24/06/2011 08:00	0.574	10.7	1.33
24/06/2011 09:00	0.544	10.71	1.33
24/06/2011 10:00	0.517	10.73	1.33
24/06/2011 11:00	0.498	10.65	1.33
24/06/2011 12:00	0.488	10.68	1.33
24/06/2011 13:00	0.493	10.66	1.33
24/06/2011 14:00	0.512	10.63	1.33
24/06/2011 15:00	0.532	10.62	1.33
24/06/2011 16:00	0.554	10.69	1.33
24/06/2011 17:00	0.587	10.66	1.33
24/06/2011 18:00	0.607	10.63	1.33
24/06/2011 19:00	0.608	10.63	1.33
24/06/2011 20:00	0.596	10.73	1.33
24/06/2011 21:00	0.573	10.63	1.33
24/06/2011 22:00	0.541	10.71	1.33
24/06/2011 23:00	0.504	10.65	1.33
25/06/2011 00:00	0.479	10.74	1.33
25/06/2011 01:00	0.465	10.65	1.33
25/06/2011 02:00	0.461	10.73	1.33
25/06/2011 03:00	0.479	10.73	1.33
25/06/2011 04:00	0.498	10.66	1.33
25/06/2011 05:00	0.526	10.7	1.33
25/06/2011 06:00	0.553	10.7	1.33
25/06/2011 07:00	0.577	10.66	1.33
25/06/2011 08:00	0.579	10.65	1.33
25/06/2011 09:00	0.568	10.72	1.33
25/06/2011 10:00	0.544	10.66	1.33
25/06/2011 11:00	0.518	10.65	1.33
25/06/2011 12:00	0.49	10.66	1.33
25/06/2011 13:00	0.476	10.66	1.33
25/06/2011 14:00	0.47	10.65	1.33
25/06/2011 15:00	0.481	10.7	1.33
25/06/2011 16:00	0.502	10.65	1.33
25/06/2011 17:00	0.529	10.65	1.33
25/06/2011 18:00	0.558	10.65	1.33
25/06/2011 19:00	0.578	10.66	1.33
25/06/2011 20:00	0.582	10.64	1.33
25/06/2011 21:00	0.574	10.7	1.33
25/06/2011 22:00	0.548	10.64	1.33
25/06/2011 23:00	0.523	10.66	1.33
26/06/2011 00:00	0.498	10.73	1.33
26/06/2011 01:00	0.475	10.73	1.33
26/06/2011 02:00	0.461	10.73	1.33
26/06/2011 03:00	0.461	10.71	1.33
26/06/2011 04:00	0.481	10.71	1.33
26/06/2011 05:00	0.508	10.73	1.33
26/06/2011 06:00	0.539	10.66	1.33
26/06/2011 07:00	0.56	10.72	1.33
26/06/2011 08:00	0.575	10.65	1.33
26/06/2011 09:00	0.584	10.65	1.33
26/06/2011 10:00	0.577	10.67	1.33
26/06/2011 11:00	0.555	10.71	1.33
26/06/2011 12:00	0.533	10.7	1.33
26/06/2011 13:00	0.514	10.66	1.33
26/06/2011 14:00	0.496	10.7	1.33

26/06/2011 15:00	0.493	10.65	1.33
26/06/2011 16:00	0.503	10.69	1.33
26/06/2011 17:00	0.526	10.71	1.33
26/06/2011 18:00	0.556	10.65	1.33
26/06/2011 19:00	0.577	10.67	1.33
26/06/2011 20:00	0.593	10.7	1.33
26/06/2011 21:00	0.594	10.68	1.33
26/06/2011 22:00	0.585	10.67	1.33
26/06/2011 23:00	0.557	10.73	1.33
27/06/2011 00:00	0.534	10.65	1.33
27/06/2011 01:00	0.499	10.65	1.33
27/06/2011 02:00	0.48	10.65	1.33
27/06/2011 03:00	0.467	10.64	1.33
27/06/2011 04:00	0.461	10.68	1.33
27/06/2011 05:00	0.475	10.67	1.33
27/06/2011 06:00	0.502	10.66	1.33
27/06/2011 07:00	0.522	10.67	1.33
27/06/2011 08:00	0.544	10.65	1.33
27/06/2011 09:00	0.57	10.65	1.33
27/06/2011 10:00	0.583	10.68	1.33
27/06/2011 11:00	0.574	10.66	1.33
27/06/2011 12:00	0.554	10.69	1.33
27/06/2011 13:00	0.532	10.69	1.33
27/06/2011 14:00	0.508	10.7	1.33
27/06/2011 15:00	0.489	10.74	1.34
27/06/2011 16:00	0.492	10.72	1.33
27/06/2011 17:00	0.497	10.67	1.33
27/06/2011 18:00	0.522	10.73	1.33
27/06/2011 19:00	0.551	10.69	1.33
27/06/2011 20:00	0.576	10.73	1.33
27/06/2011 21:00	0.599	10.69	1.33
27/06/2011 22:00	0.608	10.68	1.33
27/06/2011 23:00	0.601	10.74	1.34
28/06/2011 00:00	0.579	10.74	1.34
28/06/2011 01:00	0.555	10.67	1.33
28/06/2011 02:00	0.526	10.66	1.33
28/06/2011 03:00	0.499	10.65	1.33
28/06/2011 04:00	0.488	10.71	1.33
28/06/2011 05:00	0.49	10.74	1.34
28/06/2011 06:00	0.507	10.73	1.34
28/06/2011 07:00	0.522	10.73	1.34
28/06/2011 08:00	0.551	10.68	1.33
28/06/2011 09:00	0.576	10.7	1.33
28/06/2011 10:00	0.597	10.66	1.33
28/06/2011 11:00	0.601	10.71	1.33
28/06/2011 12:00	0.59	10.73	1.34
28/06/2011 13:00	0.559	10.69	1.33
28/06/2011 14:00	0.532	10.71	1.33
28/06/2011 15:00	0.51	10.72	1.33
28/06/2011 16:00	0.498	10.67	1.33
28/06/2011 17:00	0.492	10.72	1.33
28/06/2011 18:00	0.52	10.72	1.33
28/06/2011 19:00	0.541	10.69	1.33
28/06/2011 20:00	0.566	10.72	1.34
28/06/2011 21:00	0.592	10.72	1.33
28/06/2011 22:00	0.615	10.68	1.33
28/06/2011 23:00	0.622	10.68	1.33
29/06/2011 00:00	0.614	10.68	1.33
29/06/2011 01:00	0.589	10.7	1.33

29/06/2011 02:00	0.561	10.72	1.33
29/06/2011 03:00	0.527	10.75	1.34
29/06/2011 04:00	0.505	10.75	1.34
29/06/2011 05:00	0.497	10.73	1.34
29/06/2011 06:00	0.504	10.67	1.33
29/06/2011 07:00	0.522	10.65	1.33
29/06/2011 08:00	0.537	10.73	1.34
29/06/2011 09:00	0.567	10.68	1.33
29/06/2011 10:00	0.591	10.69	1.33
29/06/2011 11:00	0.607	10.69	1.33
29/06/2011 12:00	0.608	10.69	1.33
29/06/2011 13:00	0.59	10.71	1.33
29/06/2011 14:00	0.563	10.67	1.33
29/06/2011 15:00	0.536	10.74	1.34
29/06/2011 16:00	0.506	10.66	1.33
29/06/2011 17:00	0.489	10.74	1.34
29/06/2011 18:00	0.492	10.69	1.33
29/06/2011 19:00	0.508	10.73	1.34
29/06/2011 20:00	0.534	10.66	1.33
29/06/2011 21:00	0.562	10.73	1.34
29/06/2011 22:00	0.59	10.71	1.33
29/06/2011 23:00	0.607	10.67	1.33
30/06/2011 00:00	0.614	10.67	1.33
30/06/2011 01:00	0.598	10.68	1.33
30/06/2011 02:00	0.57	10.69	1.33
30/06/2011 03:00	0.539	10.68	1.33
30/06/2011 04:00	0.503	10.69	1.33
30/06/2011 05:00	0.484	10.74	1.34
30/06/2011 06:00	0.478	10.67	1.33
30/06/2011 07:00	0.487	10.66	1.33
30/06/2011 08:00	0.507	10.73	1.34
30/06/2011 09:00	0.533	10.73	1.34
30/06/2011 10:00	0.563	10.71	1.33
30/06/2011 11:00	0.583	10.76	1.34

END OF DATA FILE OF DATALOGGER FOR WINDOWS

5_K4982_110715104036.CSV

Data file for DataLogger.

=====

COMPANY : <Company name>
COMP.STATUS: Done
DATE : 15/07/2011
TIME : 10:41:00
FILENAME : C:\Documents and Settings\All Users\Application Data\DiverOffice\Sizewell\CSV\pz2009_
CREATED BY : SWS Diver-Office 4.0.76.0

===== BEGINNING OF DATA =====

[Logger settings]

Instrument type =CTD-Diver=17
Status =Started =0
Serial number =.00-K4981 317.
Instrument number =
=0

Location =pz2009_16
Sample period =M60
Sample method =T
Number of channels =3

[Channel 1]

Identification =WATER HEAD
Reference level =4.000 m
Range =17.500 m
Master level =1750 CMH2O
Altitude =0 m

[Channel 2]

Identification =TEMPERATURE
Reference level =-20.00 °C
Range =100.00 °C

[Channel 3]

Identification =1: CONDUCTIVITY
Reference level =0.00 mS/cm
Range =120.00 mS/cm

[Series settings]

Serial number =.00-K4981 317.
Instrument number =
Location =pz2009_16
Sample period =00 00:60:00 0
Sample method =T
Start date / time =00:00:06 09/04/11
End date / time =00:00:09 28/06/11

[Channel 1 from data header]

Identification =WATER HEAD
Reference level =4.000 m
Range =17.500 m
Master level =1750 CMH2O
Altitude =0 m

[Channel 2 from data header]

Identification =TEMPERATURE
Reference level =-20.00 °C
Range =100.00 °C

[Channel 3 from data header]

Identification =1: CONDUCTIVITY

Reference level =0.00 mS/cm
Range =120.00 mS/cm

[Data]

1924

Date/time	Water head[m]	Temperature[°C]	1:Conductivity[mS/cm]
09/04/2011 06:00	0.587	10.6	0.91
09/04/2011 07:00	0.575	10.56	0.91
09/04/2011 08:00	0.557	10.57	0.91
09/04/2011 09:00	0.545	10.71	0.92
09/04/2011 10:00	0.541	10.56	0.91
09/04/2011 11:00	0.544	10.6	0.91
09/04/2011 12:00	0.55	10.67	0.91
09/04/2011 13:00	0.558	10.58	0.91
09/04/2011 14:00	0.569	10.57	0.91
09/04/2011 15:00	0.578	10.64	0.91
09/04/2011 16:00	0.58	10.56	0.91
09/04/2011 17:00	0.583	10.65	0.91
09/04/2011 18:00	0.582	10.59	0.91
09/04/2011 19:00	0.573	10.6	0.91
09/04/2011 20:00	0.559	10.6	0.91
09/04/2011 21:00	0.551	10.61	0.91
09/04/2011 22:00	0.542	10.6	0.91
09/04/2011 23:00	0.548	10.59	0.91
10/04/2011 00:00	0.553	10.65	0.91
10/04/2011 01:00	0.558	10.53	0.91
10/04/2011 02:00	0.568	10.59	0.91
10/04/2011 03:00	0.579	10.65	0.91
10/04/2011 04:00	0.584	10.59	0.91
10/04/2011 05:00	0.586	10.52	0.91
10/04/2011 06:00	0.582	10.65	0.91
10/04/2011 07:00	0.571	10.69	0.91
10/04/2011 08:00	0.555	10.66	0.91
10/04/2011 09:00	0.542	10.63	0.91
10/04/2011 10:00	0.532	10.6	0.91
10/04/2011 11:00	0.535	10.63	0.91
10/04/2011 12:00	0.535	10.57	0.91
10/04/2011 13:00	0.544	10.62	0.91
10/04/2011 14:00	0.549	10.6	0.91
10/04/2011 15:00	0.561	10.6	0.91
10/04/2011 16:00	0.572	10.51	0.91
10/04/2011 17:00	0.578	10.57	0.91
10/04/2011 18:00	0.582	10.54	0.91
10/04/2011 19:00	0.574	10.61	0.91
10/04/2011 20:00	0.566	10.53	0.91
10/04/2011 21:00	0.555	10.59	0.91
10/04/2011 22:00	0.541	10.59	0.91
10/04/2011 23:00	0.542	10.66	0.91
11/04/2011 00:00	0.542	10.6	0.91
11/04/2011 01:00	0.548	10.63	0.91
11/04/2011 02:00	0.552	10.57	0.91
11/04/2011 03:00	0.564	10.65	0.91
11/04/2011 04:00	0.571	10.63	0.91
11/04/2011 05:00	0.58	10.62	0.91
11/04/2011 06:00	0.581	10.54	0.91
11/04/2011 07:00	0.576	10.63	0.91
11/04/2011 08:00	0.563	10.65	0.91
11/04/2011 09:00	0.55	10.51	0.91

11/04/2011 10:00	0.54	10.58	0.91
11/04/2011 11:00	0.536	10.62	0.91
11/04/2011 12:00	0.536	10.64	0.91
11/04/2011 13:00	0.54	10.5	0.9
11/04/2011 14:00	0.546	10.59	0.91
11/04/2011 15:00	0.556	10.56	0.9
11/04/2011 16:00	0.568	10.59	0.91
11/04/2011 17:00	0.581	10.63	0.91
11/04/2011 18:00	0.581	10.63	0.91
11/04/2011 19:00	0.578	10.66	0.91
11/04/2011 20:00	0.573	10.63	0.91
11/04/2011 21:00	0.563	10.63	0.91
11/04/2011 22:00	0.553	10.64	0.91
11/04/2011 23:00	0.543	10.64	0.91
12/04/2011 00:00	0.54	10.54	0.9
12/04/2011 01:00	0.541	10.6	0.91
12/04/2011 02:00	0.545	10.53	0.9
12/04/2011 03:00	0.555	10.54	0.9
12/04/2011 04:00	0.564	10.64	0.91
12/04/2011 05:00	0.571	10.63	0.91
12/04/2011 06:00	0.579	10.61	0.91
12/04/2011 07:00	0.583	10.65	0.91
12/04/2011 08:00	0.576	10.61	0.91
12/04/2011 09:00	0.567	10.65	0.91
12/04/2011 10:00	0.553	10.64	0.91
12/04/2011 11:00	0.551	10.56	0.9
12/04/2011 12:00	0.547	10.66	0.91
12/04/2011 13:00	0.55	10.61	0.91
12/04/2011 14:00	0.542	10.62	0.91
12/04/2011 15:00	0.552	10.65	0.91
12/04/2011 16:00	0.559	10.62	0.91
12/04/2011 17:00	0.573	10.65	0.91
12/04/2011 18:00	0.581	10.52	0.9
12/04/2011 19:00	0.587	10.56	0.9
12/04/2011 20:00	0.585	10.62	0.91
12/04/2011 21:00	0.576	10.61	0.91
12/04/2011 22:00	0.564	10.64	0.91
12/04/2011 23:00	0.558	10.72	0.91
13/04/2011 00:00	0.549	10.67	0.91
13/04/2011 01:00	0.541	10.68	0.91
13/04/2011 02:00	0.54	10.65	0.91
13/04/2011 03:00	0.543	10.63	0.91
13/04/2011 04:00	0.547	10.57	0.9
13/04/2011 05:00	0.554	10.58	0.9
13/04/2011 06:00	0.563	10.64	0.9
13/04/2011 07:00	0.573	10.65	0.91
13/04/2011 08:00	0.57	10.68	0.91
13/04/2011 09:00	0.567	10.63	0.9
13/04/2011 10:00	0.559	10.68	0.91
13/04/2011 11:00	0.556	10.58	0.9
13/04/2011 12:00	0.546	10.57	0.9
13/04/2011 13:00	0.544	10.67	0.91
13/04/2011 14:00	0.543	10.58	0.9
13/04/2011 15:00	0.539	10.59	0.9
13/04/2011 16:00	0.544	10.58	0.9
13/04/2011 17:00	0.553	10.68	0.92
13/04/2011 18:00	0.566	10.62	0.92
13/04/2011 19:00	0.571	10.71	0.92
13/04/2011 20:00	0.58	10.62	0.92

13/04/2011 21:00	0.578	10.63	0.92
13/04/2011 22:00	0.574	10.65	0.92
13/04/2011 23:00	0.566	10.69	0.92
14/04/2011 00:00	0.556	10.67	0.92
14/04/2011 01:00	0.544	10.61	0.92
14/04/2011 02:00	0.537	10.62	0.92
14/04/2011 03:00	0.535	10.6	0.91
14/04/2011 04:00	0.541	10.73	0.92
14/04/2011 05:00	0.545	10.71	0.92
14/04/2011 06:00	0.556	10.62	0.91
14/04/2011 07:00	0.565	10.63	0.91
14/04/2011 08:00	0.574	10.64	0.91
14/04/2011 09:00	0.579	10.63	0.91
14/04/2011 10:00	0.578	10.69	0.92
14/04/2011 11:00	0.571	10.65	0.92
14/04/2011 12:00	0.565	10.72	0.92
14/04/2011 13:00	0.553	10.62	0.91
14/04/2011 14:00	0.545	10.62	0.91
14/04/2011 15:00	0.543	10.63	0.92
14/04/2011 16:00	0.546	10.72	0.92
14/04/2011 17:00	0.554	10.59	0.91
14/04/2011 18:00	0.564	10.68	0.92
14/04/2011 19:00	0.575	10.61	0.91
14/04/2011 20:00	0.581	10.67	0.92
14/04/2011 21:00	0.585	10.69	0.92
14/04/2011 22:00	0.585	10.65	0.92
14/04/2011 23:00	0.579	10.61	0.92
15/04/2011 00:00	0.571	10.69	0.92
15/04/2011 01:00	0.561	10.57	0.91
15/04/2011 02:00	0.546	10.64	0.92
15/04/2011 03:00	0.537	10.7	0.92
15/04/2011 04:00	0.536	10.7	0.92
15/04/2011 05:00	0.538	10.61	0.91
15/04/2011 06:00	0.546	10.69	0.92
15/04/2011 07:00	0.552	10.64	0.91
15/04/2011 08:00	0.563	10.66	0.91
15/04/2011 09:00	0.571	10.71	0.91
15/04/2011 10:00	0.575	10.68	0.91
15/04/2011 11:00	0.573	10.59	0.91
15/04/2011 12:00	0.562	10.64	0.91
15/04/2011 13:00	0.556	10.59	0.91
15/04/2011 14:00	0.547	10.61	0.91
15/04/2011 15:00	0.534	10.67	0.91
15/04/2011 16:00	0.526	10.68	0.91
15/04/2011 17:00	0.53	10.74	0.91
15/04/2011 18:00	0.542	10.61	0.91
15/04/2011 19:00	0.553	10.7	0.91
15/04/2011 20:00	0.563	10.66	0.91
15/04/2011 21:00	0.573	10.65	0.91
15/04/2011 22:00	0.579	10.76	0.91
15/04/2011 23:00	0.579	10.65	0.91
16/04/2011 00:00	0.575	10.7	0.91
16/04/2011 01:00	0.565	10.73	0.91
16/04/2011 02:00	0.549	10.62	0.91
16/04/2011 03:00	0.54	10.65	0.91
16/04/2011 04:00	0.526	10.62	0.91
16/04/2011 05:00	0.527	10.69	0.91
16/04/2011 06:00	0.53	10.72	0.91
16/04/2011 07:00	0.54	10.68	0.91

16/04/2011 08:00	0.546	10.7	0.91
16/04/2011 09:00	0.558	10.7	0.91
16/04/2011 10:00	0.568	10.67	0.91
16/04/2011 11:00	0.571	10.69	0.91
16/04/2011 12:00	0.571	10.61	0.9
16/04/2011 13:00	0.566	10.68	0.91
16/04/2011 14:00	0.558	10.66	0.9
16/04/2011 15:00	0.544	10.69	0.9
16/04/2011 16:00	0.529	10.67	0.9
16/04/2011 17:00	0.525	10.68	0.9
16/04/2011 18:00	0.528	10.68	0.9
16/04/2011 19:00	0.545	10.68	0.9
16/04/2011 20:00	0.558	10.63	0.9
16/04/2011 21:00	0.572	10.7	0.9
16/04/2011 22:00	0.58	10.6	0.9
16/04/2011 23:00	0.581	10.65	0.9
17/04/2011 00:00	0.582	10.75	0.9
17/04/2011 01:00	0.576	10.62	0.9
17/04/2011 02:00	0.566	10.62	0.9
17/04/2011 03:00	0.546	10.67	0.9
17/04/2011 04:00	0.533	10.7	0.9
17/04/2011 05:00	0.528	10.6	0.9
17/04/2011 06:00	0.522	10.59	0.9
17/04/2011 07:00	0.528	10.67	0.9
17/04/2011 08:00	0.536	10.64	0.9
17/04/2011 09:00	0.542	10.59	0.9
17/04/2011 10:00	0.551	10.6	0.9
17/04/2011 11:00	0.561	10.61	0.9
17/04/2011 12:00	0.565	10.61	0.9
17/04/2011 13:00	0.564	10.65	0.9
17/04/2011 14:00	0.558	10.6	0.9
17/04/2011 15:00	0.544	10.62	0.9
17/04/2011 16:00	0.535	10.57	0.9
17/04/2011 17:00	0.523	10.66	0.9
17/04/2011 18:00	0.534	10.68	0.9
17/04/2011 19:00	0.536	10.65	0.9
17/04/2011 20:00	0.547	10.6	0.9
17/04/2011 21:00	0.557	10.69	0.9
17/04/2011 22:00	0.571	10.63	0.9
17/04/2011 23:00	0.581	10.59	0.9
18/04/2011 00:00	0.587	10.63	0.9
18/04/2011 01:00	0.581	10.67	0.9
18/04/2011 02:00	0.577	10.61	0.9
18/04/2011 03:00	0.565	10.58	0.9
18/04/2011 04:00	0.546	10.59	0.9
18/04/2011 05:00	0.536	10.65	0.9
18/04/2011 06:00	0.522	10.6	0.9
18/04/2011 07:00	0.524	10.68	0.9
18/04/2011 08:00	0.532	10.61	0.9
18/04/2011 09:00	0.536	10.61	0.9
18/04/2011 10:00	0.542	10.66	0.9
18/04/2011 11:00	0.559	10.77	0.91
18/04/2011 12:00	0.562	10.58	0.9
18/04/2011 13:00	0.573	10.65	0.9
18/04/2011 14:00	0.565	10.55	0.9
18/04/2011 15:00	0.556	10.64	0.9
18/04/2011 16:00	0.549	10.67	0.9
18/04/2011 17:00	0.535	10.61	0.9
18/04/2011 18:00	0.531	10.59	0.9

18/04/2011 19:00	0.536	10.63	0.9
18/04/2011 20:00	0.545	10.61	0.9
18/04/2011 21:00	0.55	10.62	0.9
18/04/2011 22:00	0.563	10.6	0.9
18/04/2011 23:00	0.577	10.56	0.9
19/04/2011 00:00	0.586	10.61	0.9
19/04/2011 01:00	0.591	10.64	0.9
19/04/2011 02:00	0.591	10.59	0.9
19/04/2011 03:00	0.575	10.64	0.9
19/04/2011 04:00	0.56	10.59	0.9
19/04/2011 05:00	0.545	10.59	0.9
19/04/2011 06:00	0.527	10.6	0.9
19/04/2011 07:00	0.521	10.63	0.9
19/04/2011 08:00	0.52	10.66	0.91
19/04/2011 09:00	0.526	10.64	0.9
19/04/2011 10:00	0.533	10.61	0.9
19/04/2011 11:00	0.547	10.72	0.91
19/04/2011 12:00	0.551	10.74	0.91
19/04/2011 13:00	0.564	10.78	0.91
19/04/2011 14:00	0.568	10.61	0.91
19/04/2011 15:00	0.564	10.58	0.91
19/04/2011 16:00	0.553	10.59	0.91
19/04/2011 17:00	0.546	10.62	0.91
19/04/2011 18:00	0.534	10.62	0.91
19/04/2011 19:00	0.528	10.59	0.91
19/04/2011 20:00	0.536	10.63	0.91
19/04/2011 21:00	0.545	10.59	0.91
19/04/2011 22:00	0.557	10.66	0.91
19/04/2011 23:00	0.571	10.68	0.91
20/04/2011 00:00	0.582	10.67	0.91
20/04/2011 01:00	0.592	10.72	0.91
20/04/2011 02:00	0.597	10.56	0.91
20/04/2011 03:00	0.59	10.62	0.91
20/04/2011 04:00	0.578	10.62	0.91
20/04/2011 05:00	0.564	10.59	0.91
20/04/2011 06:00	0.552	10.56	0.91
20/04/2011 07:00	0.532	10.59	0.91
20/04/2011 08:00	0.526	10.6	0.91
20/04/2011 09:00	0.524	10.65	0.91
20/04/2011 10:00	0.531	10.6	0.91
20/04/2011 11:00	0.57	10.84	0.9
20/04/2011 12:00	0.596	10.81	0.9
20/04/2011 13:00	0.602	10.83	0.9
20/04/2011 14:00	0.607	10.68	0.9
20/04/2011 15:00	0.605	10.69	0.9
20/04/2011 16:00	0.602	10.8	0.91
20/04/2011 17:00	0.587	10.83	0.91
20/04/2011 18:00	0.573	10.75	0.9
20/04/2011 19:00	0.558	10.79	0.9
20/04/2011 20:00	0.555	10.85	0.9
20/04/2011 21:00	0.558	10.8	0.9
20/04/2011 22:00	0.564	10.85	0.9
20/04/2011 23:00	0.577	10.83	0.9
21/04/2011 00:00	0.589	10.85	0.9
21/04/2011 01:00	0.607	10.76	0.9
21/04/2011 02:00	0.613	10.87	0.9
21/04/2011 03:00	0.616	10.71	0.9
21/04/2011 04:00	0.611	10.87	0.91
21/04/2011 05:00	0.596	10.75	0.9

21/04/2011 06:00	0.585	10.78	0.91
21/04/2011 07:00	0.565	10.81	0.91
21/04/2011 08:00	0.552	10.77	0.9
21/04/2011 09:00	0.551	10.71	0.9
21/04/2011 10:00	0.558	10.78	0.9
21/04/2011 11:00	0.559	10.83	0.9
21/04/2011 12:00	0.57	10.86	0.9
21/04/2011 13:00	0.586	10.84	0.9
21/04/2011 14:00	0.592	10.71	0.9
21/04/2011 15:00	0.601	10.86	0.91
21/04/2011 16:00	0.601	10.82	0.91
21/04/2011 17:00	0.591	10.77	0.91
21/04/2011 18:00	0.59	10.85	0.91
21/04/2011 19:00	0.574	10.74	0.9
21/04/2011 20:00	0.56	10.82	0.9
21/04/2011 21:00	0.557	10.86	0.9
21/04/2011 22:00	0.566	10.74	0.9
21/04/2011 23:00	0.571	10.81	0.9
22/04/2011 00:00	0.585	10.82	0.9
22/04/2011 01:00	0.598	10.86	0.9
22/04/2011 02:00	0.607	10.9	0.9
22/04/2011 03:00	0.617	10.71	0.9
22/04/2011 04:00	0.616	10.88	0.9
22/04/2011 05:00	0.608	10.88	0.91
22/04/2011 06:00	0.601	10.87	0.91
22/04/2011 07:00	0.582	10.85	0.91
22/04/2011 08:00	0.566	10.84	0.9
22/04/2011 09:00	0.556	10.84	0.9
22/04/2011 10:00	0.55	10.86	0.9
22/04/2011 11:00	0.562	10.84	0.9
22/04/2011 12:00	0.569	10.87	0.9
22/04/2011 13:00	0.58	10.87	0.9
22/04/2011 14:00	0.589	10.85	0.9
22/04/2011 15:00	0.6	10.85	0.9
22/04/2011 16:00	0.605	10.84	0.9
22/04/2011 17:00	0.597	10.86	0.9
22/04/2011 18:00	0.594	10.78	0.9
22/04/2011 19:00	0.582	10.85	0.9
22/04/2011 20:00	0.572	10.76	0.9
22/04/2011 21:00	0.562	10.86	0.9
22/04/2011 22:00	0.557	10.8	0.9
22/04/2011 23:00	0.559	10.76	0.9
23/04/2011 00:00	0.565	10.84	0.9
23/04/2011 01:00	0.577	10.8	0.9
23/04/2011 02:00	0.592	10.87	0.9
23/04/2011 03:00	0.599	10.82	0.9
23/04/2011 04:00	0.607	10.89	0.9
23/04/2011 05:00	0.607	10.83	0.9
23/04/2011 06:00	0.603	10.82	0.9
23/04/2011 07:00	0.586	10.81	0.9
23/04/2011 08:00	0.57	10.85	0.9
23/04/2011 09:00	0.554	10.85	0.9
23/04/2011 10:00	0.548	10.84	0.9
23/04/2011 11:00	0.552	10.76	0.9
23/04/2011 12:00	0.56	10.85	0.9
23/04/2011 13:00	0.567	10.82	0.9
23/04/2011 14:00	0.578	10.79	0.9
23/04/2011 15:00	0.591	10.87	0.9
23/04/2011 16:00	0.596	10.83	0.9

23/04/2011 17:00	0.597	10.88	0.9
23/04/2011 18:00	0.601	10.85	0.9
23/04/2011 19:00	0.586	10.85	0.9
23/04/2011 20:00	0.574	10.81	0.9
23/04/2011 21:00	0.559	10.77	0.9
23/04/2011 22:00	0.55	10.84	0.9
23/04/2011 23:00	0.548	10.86	0.9
24/04/2011 00:00	0.555	10.76	0.9
24/04/2011 01:00	0.56	10.84	0.9
24/04/2011 02:00	0.57	10.83	0.9
24/04/2011 03:00	0.58	10.81	0.9
24/04/2011 04:00	0.593	10.84	0.9
24/04/2011 05:00	0.601	10.82	0.9
24/04/2011 06:00	0.598	10.81	0.9
24/04/2011 07:00	0.591	10.85	0.9
24/04/2011 08:00	0.576	10.87	0.9
24/04/2011 09:00	0.567	10.8	0.9
24/04/2011 10:00	0.559	10.86	0.9
24/04/2011 11:00	0.552	10.8	0.9
24/04/2011 12:00	0.558	10.82	0.9
24/04/2011 13:00	0.563	10.89	0.9
24/04/2011 14:00	0.569	10.82	0.9
24/04/2011 15:00	0.582	10.9	0.9
24/04/2011 16:00	0.594	10.83	0.9
24/04/2011 17:00	0.602	10.82	0.9
24/04/2011 18:00	0.6	10.85	0.9
24/04/2011 19:00	0.596	10.87	0.9
24/04/2011 20:00	0.586	10.89	0.9
24/04/2011 21:00	0.57	10.91	0.9
24/04/2011 22:00	0.564	10.82	0.9
24/04/2011 23:00	0.551	10.85	0.9
25/04/2011 00:00	0.552	10.82	0.9
25/04/2011 01:00	0.552	10.85	0.9
25/04/2011 02:00	0.561	10.83	0.9
25/04/2011 03:00	0.569	10.89	0.9
25/04/2011 04:00	0.578	10.87	0.9
25/04/2011 05:00	0.589	10.82	0.9
25/04/2011 06:00	0.596	10.85	0.9
25/04/2011 07:00	0.592	10.84	0.9
25/04/2011 08:00	0.587	10.82	0.9
25/04/2011 09:00	0.577	10.89	0.9
25/04/2011 10:00	0.563	10.88	0.9
25/04/2011 11:00	0.557	10.86	0.9
25/04/2011 12:00	0.554	10.89	0.9
25/04/2011 13:00	0.558	10.85	0.9
25/04/2011 14:00	0.558	10.8	0.9
25/04/2011 15:00	0.565	10.9	0.9
25/04/2011 16:00	0.573	10.79	0.9
25/04/2011 17:00	0.581	10.9	0.9
25/04/2011 18:00	0.588	10.83	0.9
25/04/2011 19:00	0.596	10.91	0.9
25/04/2011 20:00	0.587	10.84	0.9
25/04/2011 21:00	0.579	10.84	0.9
25/04/2011 22:00	0.571	10.9	0.9
25/04/2011 23:00	0.557	10.76	0.9
26/04/2011 00:00	0.549	10.81	0.9
26/04/2011 01:00	0.545	10.82	0.9
26/04/2011 02:00	0.551	10.83	0.9
26/04/2011 03:00	0.551	10.84	0.9

26/04/2011 04:00	0.563	10.84	0.9
26/04/2011 05:00	0.572	10.88	0.9
26/04/2011 06:00	0.581	10.85	0.9
26/04/2011 07:00	0.589	10.88	0.9
26/04/2011 08:00	0.588	10.81	0.9
26/04/2011 09:00	0.584	10.84	0.9
26/04/2011 10:00	0.576	10.87	0.9
26/04/2011 11:00	0.563	10.75	0.9
26/04/2011 12:00	0.557	10.81	0.9
26/04/2011 13:00	0.552	10.86	0.9
26/04/2011 14:00	0.558	10.88	0.9
26/04/2011 15:00	0.563	10.82	0.9
26/04/2011 16:00	0.57	10.86	0.9
26/04/2011 17:00	0.579	10.88	0.9
26/04/2011 18:00	0.588	10.81	0.9
26/04/2011 19:00	0.595	10.84	0.9
26/04/2011 20:00	0.593	10.83	0.9
26/04/2011 21:00	0.59	10.86	0.9
26/04/2011 22:00	0.585	10.72	0.89
26/04/2011 23:00	0.576	10.81	0.9
27/04/2011 00:00	0.569	10.86	0.9
27/04/2011 01:00	0.556	10.91	0.9
27/04/2011 02:00	0.549	10.85	0.9
27/04/2011 03:00	0.549	10.85	0.9
27/04/2011 04:00	0.555	10.87	0.9
27/04/2011 05:00	0.559	10.82	0.89
27/04/2011 06:00	0.569	10.76	0.89
27/04/2011 07:00	0.578	10.8	0.89
27/04/2011 08:00	0.585	10.84	0.89
27/04/2011 09:00	0.588	10.76	0.89
27/04/2011 10:00	0.58	10.86	0.9
27/04/2011 11:00	0.576	10.75	0.89
27/04/2011 12:00	0.567	10.79	0.89
27/04/2011 13:00	0.561	10.88	0.9
27/04/2011 14:00	0.556	10.9	0.9
27/04/2011 15:00	0.56	10.82	0.89
27/04/2011 16:00	0.562	10.86	0.9
27/04/2011 17:00	0.566	10.82	0.89
27/04/2011 18:00	0.578	10.91	0.9
27/04/2011 19:00	0.589	10.89	0.9
27/04/2011 20:00	0.595	10.81	0.89
27/04/2011 21:00	0.598	10.84	0.89
27/04/2011 22:00	0.591	10.88	0.9
27/04/2011 23:00	0.588	10.84	0.9
28/04/2011 00:00	0.576	10.86	0.9
28/04/2011 01:00	0.569	10.84	0.89
28/04/2011 02:00	0.559	10.86	0.89
28/04/2011 03:00	0.558	10.89	0.9
28/04/2011 04:00	0.554	10.79	0.89
28/04/2011 05:00	0.557	10.86	0.89
28/04/2011 06:00	0.565	10.81	0.89
28/04/2011 07:00	0.574	10.84	0.89
28/04/2011 08:00	0.583	10.76	0.89
28/04/2011 09:00	0.59	10.84	0.89
28/04/2011 10:00	0.594	10.89	0.89
28/04/2011 11:00	0.59	10.94	0.9
28/04/2011 12:00	0.587	10.86	0.89
28/04/2011 13:00	0.579	10.89	0.89
28/04/2011 14:00	0.569	10.89	0.89

28/04/2011 15:00	0.564	10.81	0.89
28/04/2011 16:00	0.568	10.89	0.89
28/04/2011 17:00	0.575	10.85	0.89
28/04/2011 18:00	0.583	10.91	0.89
28/04/2011 19:00	0.592	10.87	0.89
28/04/2011 20:00	0.601	10.8	0.89
28/04/2011 21:00	0.601	10.88	0.89
28/04/2011 22:00	0.606	10.81	0.89
28/04/2011 23:00	0.601	10.88	0.89
29/04/2011 00:00	0.597	10.83	0.89
29/04/2011 01:00	0.589	10.78	0.89
29/04/2011 02:00	0.574	10.85	0.89
29/04/2011 03:00	0.568	10.82	0.89
29/04/2011 04:00	0.558	10.83	0.89
29/04/2011 05:00	0.559	10.86	0.89
29/04/2011 06:00	0.562	10.83	0.89
29/04/2011 07:00	0.57	10.78	0.89
29/04/2011 08:00	0.578	10.86	0.89
29/04/2011 09:00	0.587	10.86	0.89
29/04/2011 10:00	0.59	10.92	0.89
29/04/2011 11:00	0.587	10.86	0.89
29/04/2011 12:00	0.587	10.88	0.89
29/04/2011 13:00	0.586	10.91	0.89
29/04/2011 14:00	0.577	10.86	0.89
29/04/2011 15:00	0.569	10.78	0.89
29/04/2011 16:00	0.565	10.85	0.89
29/04/2011 17:00	0.567	10.83	0.89
29/04/2011 18:00	0.575	10.82	0.89
29/04/2011 19:00	0.585	10.84	0.89
29/04/2011 20:00	0.595	10.91	0.89
29/04/2011 21:00	0.601	10.86	0.89
29/04/2011 22:00	0.606	10.78	0.89
29/04/2011 23:00	0.603	10.84	0.89
30/04/2011 00:00	0.604	10.89	0.89
30/04/2011 01:00	0.596	10.87	0.89
30/04/2011 02:00	0.586	10.86	0.89
30/04/2011 03:00	0.577	10.87	0.89
30/04/2011 04:00	0.566	10.86	0.89
30/04/2011 05:00	0.559	10.86	0.89
30/04/2011 06:00	0.563	10.87	0.89
30/04/2011 07:00	0.564	10.9	0.89
30/04/2011 08:00	0.573	10.91	0.89
30/04/2011 09:00	0.576	10.78	0.89
30/04/2011 10:00	0.584	10.86	0.89
30/04/2011 11:00	0.594	10.89	0.89
30/04/2011 12:00	0.592	10.79	0.89
30/04/2011 13:00	0.586	10.86	0.89
30/04/2011 14:00	0.578	10.88	0.89
30/04/2011 15:00	0.57	10.87	0.89
30/04/2011 16:00	0.563	10.82	0.89
30/04/2011 17:00	0.563	10.84	0.89
30/04/2011 18:00	0.567	10.91	0.89
30/04/2011 19:00	0.579	10.8	0.89
30/04/2011 20:00	0.588	10.92	0.89
30/04/2011 21:00	0.596	10.85	0.89
30/04/2011 22:00	0.599	10.76	0.89
30/04/2011 23:00	0.607	10.94	0.89
01/05/2011 00:00	0.609	10.86	0.89
01/05/2011 01:00	0.601	10.87	0.89

01/05/2011 02:00	0.589	10.83	0.89
01/05/2011 03:00	0.583	10.87	0.89
01/05/2011 04:00	0.57	10.83	0.89
01/05/2011 05:00	0.563	10.93	0.89
01/05/2011 06:00	0.557	10.89	0.89
01/05/2011 07:00	0.564	10.86	0.89
01/05/2011 08:00	0.567	10.85	0.89
01/05/2011 09:00	0.572	10.89	0.89
01/05/2011 10:00	0.579	10.86	0.89
01/05/2011 11:00	0.59	10.92	0.89
01/05/2011 12:00	0.593	10.87	0.89
01/05/2011 13:00	0.59	10.9	0.89
01/05/2011 14:00	0.584	10.85	0.89
01/05/2011 15:00	0.577	10.89	0.89
01/05/2011 16:00	0.565	10.82	0.89
01/05/2011 17:00	0.556	10.86	0.89
01/05/2011 18:00	0.557	10.92	0.89
01/05/2011 19:00	0.569	10.9	0.89
01/05/2011 20:00	0.577	10.9	0.89
01/05/2011 21:00	0.589	10.91	0.89
01/05/2011 22:00	0.596	10.79	0.89
01/05/2011 23:00	0.608	10.87	0.89
02/05/2011 00:00	0.608	10.9	0.89
02/05/2011 01:00	0.606	10.9	0.89
02/05/2011 02:00	0.601	10.76	0.89
02/05/2011 03:00	0.59	10.87	0.89
02/05/2011 04:00	0.578	10.83	0.89
02/05/2011 05:00	0.566	10.87	0.89
02/05/2011 06:00	0.56	10.89	0.89
02/05/2011 07:00	0.558	10.91	0.89
02/05/2011 08:00	0.56	10.86	0.89
02/05/2011 09:00	0.567	10.96	0.89
02/05/2011 10:00	0.575	10.86	0.89
02/05/2011 11:00	0.585	10.9	0.89
02/05/2011 12:00	0.59	10.83	0.89
02/05/2011 13:00	0.594	10.87	0.89
02/05/2011 14:00	0.586	10.88	0.89
02/05/2011 15:00	0.579	10.82	0.89
02/05/2011 16:00	0.569	10.87	0.89
02/05/2011 17:00	0.559	10.91	0.89
02/05/2011 18:00	0.557	10.87	0.89
02/05/2011 19:00	0.563	10.91	0.89
02/05/2011 20:00	0.57	10.95	0.89
02/05/2011 21:00	0.579	10.87	0.89
02/05/2011 22:00	0.588	10.84	0.88
02/05/2011 23:00	0.599	10.91	0.89
03/05/2011 00:00	0.603	10.85	0.89
03/05/2011 01:00	0.601	10.83	0.89
03/05/2011 02:00	0.599	10.89	0.89
03/05/2011 03:00	0.588	10.83	0.89
03/05/2011 04:00	0.577	10.9	0.89
03/05/2011 05:00	0.562	10.85	0.89
03/05/2011 06:00	0.551	10.88	0.89
03/05/2011 07:00	0.546	10.88	0.89
03/05/2011 08:00	0.553	10.94	0.89
03/05/2011 09:00	0.555	10.92	0.89
03/05/2011 10:00	0.565	10.85	0.88
03/05/2011 11:00	0.576	10.88	0.88
03/05/2011 12:00	0.584	10.87	0.88

03/05/2011 13:00	0.588	10.85	0.88
03/05/2011 14:00	0.585	10.91	0.89
03/05/2011 15:00	0.58	10.85	0.89
03/05/2011 16:00	0.566	10.83	0.89
03/05/2011 17:00	0.556	10.85	0.89
03/05/2011 18:00	0.548	10.83	0.88
03/05/2011 19:00	0.551	10.91	0.89
03/05/2011 20:00	0.555	10.85	0.88
03/05/2011 21:00	0.566	10.9	0.88
03/05/2011 22:00	0.577	10.87	0.88
03/05/2011 23:00	0.588	10.81	0.88
04/05/2011 00:00	0.594	10.89	0.88
04/05/2011 01:00	0.601	10.93	0.89
04/05/2011 02:00	0.597	10.9	0.89
04/05/2011 03:00	0.591	10.93	0.89
04/05/2011 04:00	0.58	10.87	0.89
04/05/2011 05:00	0.571	10.77	0.88
04/05/2011 06:00	0.555	10.9	0.89
04/05/2011 07:00	0.548	10.96	0.89
04/05/2011 08:00	0.545	10.86	0.88
04/05/2011 09:00	0.546	10.9	0.88
04/05/2011 10:00	0.553	10.93	0.88
04/05/2011 11:00	0.562	10.95	0.89
04/05/2011 12:00	0.576	10.92	0.88
04/05/2011 13:00	0.582	10.93	0.89
04/05/2011 14:00	0.586	10.92	0.89
04/05/2011 15:00	0.58	10.91	0.89
04/05/2011 16:00	0.573	10.88	0.89
04/05/2011 17:00	0.562	10.91	0.89
04/05/2011 18:00	0.548	10.88	0.88
04/05/2011 19:00	0.549	10.91	0.88
04/05/2011 20:00	0.549	10.88	0.88
04/05/2011 21:00	0.553	10.9	0.88
04/05/2011 22:00	0.562	10.9	0.88
04/05/2011 23:00	0.572	10.86	0.88
05/05/2011 00:00	0.583	10.87	0.88
05/05/2011 01:00	0.591	10.8	0.88
05/05/2011 02:00	0.595	10.93	0.88
05/05/2011 03:00	0.587	10.88	0.88
05/05/2011 04:00	0.579	10.91	0.88
05/05/2011 05:00	0.571	10.84	0.88
05/05/2011 06:00	0.554	10.89	0.88
05/05/2011 07:00	0.54	10.82	0.88
05/05/2011 08:00	0.538	10.9	0.88
05/05/2011 09:00	0.534	10.9	0.88
05/05/2011 10:00	0.541	10.8	0.88
05/05/2011 11:00	0.55	10.87	0.88
05/05/2011 12:00	0.561	10.88	0.88
05/05/2011 13:00	0.569	10.92	0.88
05/05/2011 14:00	0.577	10.83	0.88
05/05/2011 15:00	0.575	10.85	0.88
05/05/2011 16:00	0.572	10.87	0.88
05/05/2011 17:00	0.562	10.87	0.88
05/05/2011 18:00	0.551	10.88	0.88
05/05/2011 19:00	0.544	10.9	0.88
05/05/2011 20:00	0.538	10.9	0.88
05/05/2011 21:00	0.54	10.83	0.88
05/05/2011 22:00	0.549	10.96	0.88
05/05/2011 23:00	0.556	10.85	0.88

06/05/2011 00:00	0.566	10.88	0.88
06/05/2011 01:00	0.574	10.92	0.88
06/05/2011 02:00	0.583	10.89	0.88
06/05/2011 03:00	0.586	10.94	0.88
06/05/2011 04:00	0.58	10.85	0.88
06/05/2011 05:00	0.57	10.89	0.88
06/05/2011 06:00	0.559	10.89	0.88
06/05/2011 07:00	0.543	10.92	0.88
06/05/2011 08:00	0.537	10.87	0.88
06/05/2011 09:00	0.53	10.94	0.88
06/05/2011 10:00	0.537	10.87	0.88
06/05/2011 11:00	0.545	10.81	0.88
06/05/2011 12:00	0.549	10.9	0.88
06/05/2011 13:00	0.561	10.9	0.88
06/05/2011 14:00	0.567	10.88	0.88
06/05/2011 15:00	0.569	10.88	0.88
06/05/2011 16:00	0.567	10.8	0.88
06/05/2011 17:00	0.557	10.96	0.88
06/05/2011 18:00	0.549	10.87	0.88
06/05/2011 19:00	0.541	10.9	0.88
06/05/2011 20:00	0.537	10.95	0.88
06/05/2011 21:00	0.537	10.87	0.88
06/05/2011 22:00	0.541	10.91	0.88
06/05/2011 23:00	0.549	10.93	0.88
07/05/2011 00:00	0.558	10.93	0.88
07/05/2011 01:00	0.567	10.82	0.88
07/05/2011 02:00	0.579	10.82	0.88
07/05/2011 03:00	0.584	10.83	0.88
07/05/2011 04:00	0.584	10.83	0.88
07/05/2011 05:00	0.57	10.88	0.88
07/05/2011 06:00	0.561	10.82	0.88
07/05/2011 07:00	0.55	10.86	0.88
07/05/2011 08:00	0.536	10.86	0.88
07/05/2011 09:00	0.529	10.93	0.88
07/05/2011 10:00	0.533	10.9	0.88
07/05/2011 11:00	0.538	10.87	0.88
07/05/2011 12:00	0.551	10.93	0.88
07/05/2011 13:00	0.557	10.9	0.88
07/05/2011 14:00	0.566	10.88	0.88
07/05/2011 15:00	0.573	10.85	0.88
07/05/2011 16:00	0.575	10.92	0.88
07/05/2011 17:00	0.57	10.94	0.88
07/05/2011 18:00	0.564	10.95	0.88
07/05/2011 19:00	0.549	10.9	0.88
07/05/2011 20:00	0.536	10.92	0.88
07/05/2011 21:00	0.535	10.94	0.88
07/05/2011 22:00	0.541	10.91	0.88
07/05/2011 23:00	0.541	10.81	0.88
08/05/2011 00:00	0.55	10.9	0.88
08/05/2011 01:00	0.556	10.9	0.88
08/05/2011 02:00	0.572	10.89	0.88
08/05/2011 03:00	0.58	10.94	0.88
08/05/2011 04:00	0.587	10.96	0.88
08/05/2011 05:00	0.58	10.89	0.88
08/05/2011 06:00	0.565	10.88	0.88
08/05/2011 07:00	0.553	10.9	0.88
08/05/2011 08:00	0.545	10.91	0.88
08/05/2011 09:00	0.532	10.9	0.88
08/05/2011 10:00	0.527	10.93	0.88

08/05/2011 11:00	0.523	10.9	0.88
08/05/2011 12:00	0.534	10.89	0.88
08/05/2011 13:00	0.536	10.77	0.87
08/05/2011 14:00	0.547	10.91	0.88
08/05/2011 15:00	0.551	10.93	0.88
08/05/2011 16:00	0.56	10.93	0.88
08/05/2011 17:00	0.552	10.93	0.88
08/05/2011 18:00	0.55	10.91	0.88
08/05/2011 19:00	0.546	10.88	0.88
08/05/2011 20:00	0.531	10.94	0.88
08/05/2011 21:00	0.521	10.88	0.88
08/05/2011 22:00	0.52	10.95	0.88
08/05/2011 23:00	0.519	10.9	0.88
09/05/2011 00:00	0.528	10.96	0.88
09/05/2011 01:00	0.535	10.91	0.88
09/05/2011 02:00	0.547	10.94	0.88
09/05/2011 03:00	0.555	10.92	0.88
09/05/2011 04:00	0.566	10.95	0.88
09/05/2011 05:00	0.564	10.87	0.88
09/05/2011 06:00	0.562	10.95	0.88
09/05/2011 07:00	0.548	10.92	0.88
09/05/2011 08:00	0.533	10.87	0.88
09/05/2011 09:00	0.52	10.83	0.88
09/05/2011 10:00	0.519	10.86	0.88
09/05/2011 11:00	0.525	10.82	0.88
09/05/2011 12:00	0.529	10.94	0.88
09/05/2011 13:00	0.539	10.85	0.88
09/05/2011 14:00	0.551	10.9	0.88
09/05/2011 15:00	0.557	10.92	0.88
09/05/2011 16:00	0.562	10.88	0.88
09/05/2011 17:00	0.565	10.82	0.88
09/05/2011 18:00	0.565	10.84	0.88
09/05/2011 19:00	0.565	10.91	0.88
09/05/2011 20:00	0.55	10.87	0.88
09/05/2011 21:00	0.538	10.85	0.88
09/05/2011 22:00	0.529	10.96	0.88
09/05/2011 23:00	0.526	10.91	0.88
10/05/2011 00:00	0.526	10.85	0.87
10/05/2011 01:00	0.532	10.92	0.88
10/05/2011 02:00	0.545	10.95	0.88
10/05/2011 03:00	0.553	10.88	0.87
10/05/2011 04:00	0.561	10.88	0.87
10/05/2011 05:00	0.571	10.93	0.88
10/05/2011 06:00	0.573	10.89	0.88
10/05/2011 07:00	0.561	10.9	0.88
10/05/2011 08:00	0.538	10.9	0.88
10/05/2011 09:00	0.531	10.92	0.88
10/05/2011 10:00	0.525	10.88	0.88
10/05/2011 11:00	0.527	10.94	0.88
10/05/2011 12:00	0.53	10.94	0.88
10/05/2011 13:00	0.533	10.94	0.88
10/05/2011 14:00	0.536	10.82	0.87
10/05/2011 15:00	0.549	10.93	0.88
10/05/2011 16:00	0.555	10.92	0.88
10/05/2011 17:00	0.559	10.89	0.87
10/05/2011 18:00	0.564	10.86	0.87
10/05/2011 19:00	0.564	10.91	0.88
10/05/2011 20:00	0.552	10.91	0.88
10/05/2011 21:00	0.542	10.94	0.88

10/05/2011 22:00	0.53	10.81	0.87
10/05/2011 23:00	0.521	10.92	0.87
11/05/2011 00:00	0.513	10.9	0.87
11/05/2011 01:00	0.518	10.94	0.87
11/05/2011 02:00	0.518	10.92	0.87
11/05/2011 03:00	0.531	10.92	0.87
11/05/2011 04:00	0.545	10.89	0.87
11/05/2011 05:00	0.551	10.93	0.87
11/05/2011 06:00	0.56	10.95	0.87
11/05/2011 07:00	0.556	10.8	0.87
11/05/2011 08:00	0.547	10.92	0.87
11/05/2011 09:00	0.536	10.94	0.87
11/05/2011 10:00	0.53	10.88	0.87
11/05/2011 11:00	0.523	10.81	0.87
11/05/2011 12:00	0.531	10.92	0.87
11/05/2011 13:00	0.535	10.94	0.87
11/05/2011 14:00	0.539	10.85	0.87
11/05/2011 15:00	0.547	10.91	0.87
11/05/2011 16:00	0.558	10.96	0.87
11/05/2011 17:00	0.57	10.95	0.87
11/05/2011 18:00	0.568	10.86	0.87
11/05/2011 19:00	0.573	10.89	0.87
11/05/2011 20:00	0.571	10.89	0.87
11/05/2011 21:00	0.557	10.88	0.87
11/05/2011 22:00	0.55	10.93	0.87
11/05/2011 23:00	0.537	10.88	0.87
12/05/2011 00:00	0.528	10.84	0.87
12/05/2011 01:00	0.522	10.88	0.87
12/05/2011 02:00	0.522	10.89	0.87
12/05/2011 03:00	0.525	10.83	0.87
12/05/2011 04:00	0.535	10.94	0.87
12/05/2011 05:00	0.545	10.96	0.87
12/05/2011 06:00	0.554	10.87	0.87
12/05/2011 07:00	0.562	10.95	0.87
12/05/2011 08:00	0.551	10.96	0.87
12/05/2011 09:00	0.547	10.93	0.87
12/05/2011 10:00	0.543	10.92	0.87
12/05/2011 11:00	0.535	10.95	0.87
12/05/2011 12:00	0.529	10.94	0.87
12/05/2011 13:00	0.521	10.93	0.87
12/05/2011 14:00	0.523	10.81	0.87
12/05/2011 15:00	0.531	10.87	0.87
12/05/2011 16:00	0.54	10.97	0.87
12/05/2011 17:00	0.545	10.95	0.87
12/05/2011 18:00	0.554	10.93	0.87
12/05/2011 19:00	0.567	10.93	0.87
12/05/2011 20:00	0.566	10.95	0.87
12/05/2011 21:00	0.565	10.95	0.87
12/05/2011 22:00	0.554	10.93	0.87
12/05/2011 23:00	0.549	10.96	0.87
13/05/2011 00:00	0.531	10.92	0.87
13/05/2011 01:00	0.523	10.97	0.87
13/05/2011 02:00	0.515	10.95	0.87
13/05/2011 03:00	0.514	10.9	0.87
13/05/2011 04:00	0.516	10.9	0.87
13/05/2011 05:00	0.53	10.89	0.87
13/05/2011 06:00	0.541	10.93	0.87
13/05/2011 07:00	0.542	10.89	0.87
13/05/2011 08:00	0.545	10.89	0.87

13/05/2011 09:00	0.549	10.9	0.87
13/05/2011 10:00	0.55	10.8	0.87
13/05/2011 11:00	0.55	10.78	0.87
13/05/2011 12:00	0.542	10.89	0.87
13/05/2011 13:00	0.532	10.96	0.87
13/05/2011 14:00	0.524	10.96	0.87
13/05/2011 15:00	0.521	10.95	0.87
13/05/2011 16:00	0.525	10.9	0.87
13/05/2011 17:00	0.531	10.91	0.87
13/05/2011 18:00	0.545	10.89	0.87
13/05/2011 19:00	0.556	10.89	0.87
13/05/2011 20:00	0.56	10.92	0.87
13/05/2011 21:00	0.564	10.92	0.87
13/05/2011 22:00	0.563	10.97	0.87
13/05/2011 23:00	0.556	10.87	0.87
14/05/2011 00:00	0.542	10.92	0.87
14/05/2011 01:00	0.533	10.82	0.87
14/05/2011 02:00	0.519	10.85	0.87
14/05/2011 03:00	0.514	10.95	0.87
14/05/2011 04:00	0.513	10.91	0.87
14/05/2011 05:00	0.519	10.85	0.87
14/05/2011 06:00	0.526	10.99	0.87
14/05/2011 07:00	0.53	10.95	0.87
14/05/2011 08:00	0.533	10.85	0.87
14/05/2011 09:00	0.54	10.85	0.87
14/05/2011 10:00	0.546	10.91	0.87
14/05/2011 11:00	0.545	10.97	0.87
14/05/2011 12:00	0.542	10.94	0.87
14/05/2011 13:00	0.535	10.95	0.87
14/05/2011 14:00	0.53	10.92	0.87
14/05/2011 15:00	0.518	10.9	0.87
14/05/2011 16:00	0.522	10.9	0.87
14/05/2011 17:00	0.525	10.95	0.87
14/05/2011 18:00	0.536	10.95	0.87
14/05/2011 19:00	0.546	10.87	0.87
14/05/2011 20:00	0.56	10.97	0.87
14/05/2011 21:00	0.562	10.9	0.87
14/05/2011 22:00	0.565	11.01	0.87
14/05/2011 23:00	0.567	10.97	0.87
15/05/2011 00:00	0.554	10.92	0.87
15/05/2011 01:00	0.543	10.94	0.87
15/05/2011 02:00	0.53	10.97	0.87
15/05/2011 03:00	0.516	10.9	0.87
15/05/2011 04:00	0.503	10.92	0.87
15/05/2011 05:00	0.509	10.88	0.87
15/05/2011 06:00	0.517	10.91	0.87
15/05/2011 07:00	0.518	10.93	0.87
15/05/2011 08:00	0.523	10.92	0.87
15/05/2011 09:00	0.533	10.93	0.87
15/05/2011 10:00	0.543	10.94	0.87
15/05/2011 11:00	0.552	10.95	0.87
15/05/2011 12:00	0.55	10.87	0.87
15/05/2011 13:00	0.541	10.97	0.87
15/05/2011 14:00	0.536	10.86	0.87
15/05/2011 15:00	0.521	10.97	0.87
15/05/2011 16:00	0.513	10.88	0.87
15/05/2011 17:00	0.514	10.89	0.87
15/05/2011 18:00	0.52	10.93	0.87
15/05/2011 19:00	0.532	10.95	0.87

15/05/2011 20:00	0.545	10.97	0.87
15/05/2011 21:00	0.555	10.96	0.87
15/05/2011 22:00	0.562	10.97	0.87
15/05/2011 23:00	0.567	10.82	0.86
16/05/2011 00:00	0.562	10.95	0.87
16/05/2011 01:00	0.552	10.9	0.87
16/05/2011 02:00	0.541	10.84	0.86
16/05/2011 03:00	0.525	10.94	0.87
16/05/2011 04:00	0.514	11	0.87
16/05/2011 05:00	0.506	10.95	0.87
16/05/2011 06:00	0.507	10.93	0.87
16/05/2011 07:00	0.513	10.9	0.86
16/05/2011 08:00	0.518	10.97	0.87
16/05/2011 09:00	0.527	10.93	0.86
16/05/2011 10:00	0.538	10.86	0.86
16/05/2011 11:00	0.544	10.89	0.86
16/05/2011 12:00	0.546	10.91	0.86
16/05/2011 13:00	0.539	11.01	0.87
16/05/2011 14:00	0.53	10.9	0.86
16/05/2011 15:00	0.519	10.86	0.86
16/05/2011 16:00	0.507	10.99	0.87
16/05/2011 17:00	0.504	10.98	0.87
16/05/2011 18:00	0.507	10.98	0.87
16/05/2011 19:00	0.517	10.87	0.86
16/05/2011 20:00	0.53	10.88	0.86
16/05/2011 21:00	0.543	10.87	0.86
16/05/2011 22:00	0.555	11	0.87
16/05/2011 23:00	0.564	10.99	0.87
17/05/2011 00:00	0.572	10.86	0.86
17/05/2011 01:00	0.571	10.96	0.87
17/05/2011 02:00	0.56	10.95	0.87
17/05/2011 03:00	0.546	10.91	0.87
17/05/2011 04:00	0.533	10.98	0.87
17/05/2011 05:00	0.518	10.98	0.87
17/05/2011 06:00	0.516	10.96	0.87
17/05/2011 07:00	0.514	10.95	0.87
17/05/2011 08:00	0.52	10.95	0.86
17/05/2011 09:00	0.523	10.97	0.87
17/05/2011 10:00	0.536	10.93	0.86
17/05/2011 11:00	0.546	10.94	0.86
17/05/2011 12:00	0.554	10.97	0.87
17/05/2011 13:00	0.56	10.96	0.87
17/05/2011 14:00	0.558	10.97	0.87
17/05/2011 15:00	0.543	10.94	0.87
17/05/2011 16:00	0.529	10.98	0.87
17/05/2011 17:00	0.523	10.96	0.87
17/05/2011 18:00	0.516	10.95	0.87
17/05/2011 19:00	0.515	10.93	0.87
17/05/2011 20:00	0.524	10.98	0.87
17/05/2011 21:00	0.534	10.93	0.87
17/05/2011 22:00	0.55	10.93	0.87
17/05/2011 23:00	0.561	10.95	0.87
18/05/2011 00:00	0.57	11	0.87
18/05/2011 01:00	0.57	10.91	0.87
18/05/2011 02:00	0.565	10.98	0.87
18/05/2011 03:00	0.557	10.95	0.87
18/05/2011 04:00	0.542	10.94	0.87
18/05/2011 05:00	0.528	10.94	0.87
18/05/2011 06:00	0.512	11.01	0.87

18/05/2011 07:00	0.514	10.94	0.87
18/05/2011 08:00	0.512	10.94	0.87
18/05/2011 09:00	0.52	10.9	0.86
18/05/2011 10:00	0.525	10.97	0.87
18/05/2011 11:00	0.543	10.95	0.87
18/05/2011 12:00	0.55	10.99	0.87
18/05/2011 13:00	0.549	10.95	0.87
18/05/2011 14:00	0.55	10.94	0.87
18/05/2011 15:00	0.538	10.95	0.87
18/05/2011 16:00	0.529	11	0.87
18/05/2011 17:00	0.518	10.95	0.87
18/05/2011 18:00	0.51	10.98	0.87
18/05/2011 19:00	0.506	10.99	0.87
18/05/2011 20:00	0.514	11	0.87
18/05/2011 21:00	0.524	10.94	0.86
18/05/2011 22:00	0.537	10.98	0.87
18/05/2011 23:00	0.55	10.95	0.87
19/05/2011 00:00	0.561	10.96	0.87
19/05/2011 01:00	0.57	10.93	0.87
19/05/2011 02:00	0.579	10.97	0.87
19/05/2011 03:00	0.568	10.95	0.87
19/05/2011 04:00	0.561	10.98	0.87
19/05/2011 05:00	0.543	10.94	0.87
19/05/2011 06:00	0.531	10.87	0.86
19/05/2011 07:00	0.516	10.92	0.87
19/05/2011 08:00	0.507	10.94	0.87
19/05/2011 09:00	0.513	10.94	0.87
19/05/2011 10:00	0.523	10.95	0.87
19/05/2011 11:00	0.536	10.99	0.87
19/05/2011 12:00	0.553	10.94	0.87
19/05/2011 13:00	0.563	10.88	0.86
19/05/2011 14:00	0.566	11	0.87
19/05/2011 15:00	0.561	10.86	0.86
19/05/2011 16:00	0.552	10.98	0.87
19/05/2011 17:00	0.535	10.98	0.87
19/05/2011 18:00	0.524	10.91	0.87
19/05/2011 19:00	0.519	11	0.87
19/05/2011 20:00	0.52	10.87	0.86
19/05/2011 21:00	0.522	10.95	0.87
19/05/2011 22:00	0.534	11	0.87
19/05/2011 23:00	0.548	10.94	0.86
20/05/2011 00:00	0.56	10.96	0.87
20/05/2011 01:00	0.564	10.86	0.86
20/05/2011 02:00	0.572	10.96	0.87
20/05/2011 03:00	0.575	11	0.87
20/05/2011 04:00	0.565	10.93	0.87
20/05/2011 05:00	0.555	10.99	0.87
20/05/2011 06:00	0.539	10.9	0.87
20/05/2011 07:00	0.52	10.95	0.87
20/05/2011 08:00	0.505	11.01	0.87
20/05/2011 09:00	0.499	10.98	0.87
20/05/2011 10:00	0.508	10.95	0.86
20/05/2011 11:00	0.516	10.95	0.86
20/05/2011 12:00	0.525	10.96	0.86
20/05/2011 13:00	0.54	11.04	0.87
20/05/2011 14:00	0.545	11.01	0.87
20/05/2011 15:00	0.548	10.93	0.87
20/05/2011 16:00	0.546	11	0.87
20/05/2011 17:00	0.541	10.95	0.87

20/05/2011 18:00	0.528	10.96	0.87
20/05/2011 19:00	0.515	10.89	0.86
20/05/2011 20:00	0.508	10.97	0.87
20/05/2011 21:00	0.51	10.97	0.86
20/05/2011 22:00	0.514	10.88	0.86
20/05/2011 23:00	0.521	11	0.86
21/05/2011 00:00	0.533	10.99	0.86
21/05/2011 01:00	0.544	10.99	0.86
21/05/2011 02:00	0.555	11.03	0.87
21/05/2011 03:00	0.566	11	0.87
21/05/2011 04:00	0.565	10.99	0.87
21/05/2011 05:00	0.559	10.97	0.87
21/05/2011 06:00	0.544	10.95	0.87
21/05/2011 07:00	0.531	10.99	0.87
21/05/2011 08:00	0.512	10.92	0.86
21/05/2011 09:00	0.504	10.97	0.86
21/05/2011 10:00	0.51	11	0.87
21/05/2011 11:00	0.518	11.03	0.87
21/05/2011 12:00	0.528	11.02	0.87
21/05/2011 13:00	0.54	11.02	0.87
21/05/2011 14:00	0.545	10.93	0.86
21/05/2011 15:00	0.552	10.98	0.86
21/05/2011 16:00	0.553	10.92	0.86
21/05/2011 17:00	0.545	10.99	0.87
21/05/2011 18:00	0.534	10.99	0.87
21/05/2011 19:00	0.528	10.99	0.87
21/05/2011 20:00	0.519	10.94	0.86
21/05/2011 21:00	0.513	10.97	0.86
21/05/2011 22:00	0.512	10.96	0.86
21/05/2011 23:00	0.512	10.96	0.86
22/05/2011 00:00	0.522	10.94	0.86
22/05/2011 01:00	0.53	11.01	0.86
22/05/2011 02:00	0.544	10.96	0.86
22/05/2011 03:00	0.552	10.88	0.86
22/05/2011 04:00	0.559	10.96	0.86
22/05/2011 05:00	0.553	11	0.86
22/05/2011 06:00	0.542	10.96	0.86
22/05/2011 07:00	0.529	11.05	0.87
22/05/2011 08:00	0.519	11.01	0.86
22/05/2011 09:00	0.511	10.87	0.86
22/05/2011 10:00	0.496	10.88	0.86
22/05/2011 11:00	0.499	11	0.86
22/05/2011 12:00	0.508	10.91	0.86
22/05/2011 13:00	0.519	10.97	0.86
22/05/2011 14:00	0.527	10.98	0.86
22/05/2011 15:00	0.536	10.93	0.86
22/05/2011 16:00	0.541	11.03	0.86
22/05/2011 17:00	0.534	11	0.86
22/05/2011 18:00	0.524	11.01	0.86
22/05/2011 19:00	0.522	10.97	0.86
22/05/2011 20:00	0.51	11.01	0.86
22/05/2011 21:00	0.503	11	0.86
22/05/2011 22:00	0.5	10.91	0.86
22/05/2011 23:00	0.495	11.01	0.86
23/05/2011 00:00	0.505	10.95	0.86
23/05/2011 01:00	0.513	11.01	0.86
23/05/2011 02:00	0.525	11.01	0.86
23/05/2011 03:00	0.539	10.99	0.86
23/05/2011 04:00	0.547	10.97	0.86

23/05/2011 05:00	0.553	11	0.86
23/05/2011 06:00	0.549	11.01	0.86
23/05/2011 07:00	0.538	11.01	0.86
23/05/2011 08:00	0.518	10.97	0.86
23/05/2011 09:00	0.514	10.95	0.86
23/05/2011 10:00	0.506	11.03	0.86
23/05/2011 11:00	0.502	10.98	0.86
23/05/2011 12:00	0.513	11	0.86
23/05/2011 13:00	0.519	10.97	0.86
23/05/2011 14:00	0.521	11	0.86
23/05/2011 15:00	0.525	11.02	0.86
23/05/2011 16:00	0.532	10.96	0.86
23/05/2011 17:00	0.526	11.01	0.86
23/05/2011 18:00	0.517	10.93	0.86
23/05/2011 19:00	0.513	10.97	0.86
23/05/2011 20:00	0.507	10.97	0.86
23/05/2011 21:00	0.494	11.02	0.86
23/05/2011 22:00	0.486	11	0.86
23/05/2011 23:00	0.479	10.95	0.86
24/05/2011 00:00	0.476	10.87	0.86
24/05/2011 01:00	0.483	10.91	0.86
24/05/2011 02:00	0.486	11	0.86
24/05/2011 03:00	0.492	11.04	0.86
24/05/2011 04:00	0.504	11	0.86
24/05/2011 05:00	0.508	11.01	0.86
24/05/2011 06:00	0.515	10.83	0.86
24/05/2011 07:00	0.512	11.04	0.86
24/05/2011 08:00	0.501	11.02	0.86
24/05/2011 09:00	0.499	10.94	0.86
24/05/2011 10:00	0.499	11.02	0.86
24/05/2011 11:00	0.499	11	0.86
24/05/2011 12:00	0.512	10.97	0.86
24/05/2011 13:00	0.518	10.97	0.86
24/05/2011 14:00	0.528	11.02	0.86
24/05/2011 15:00	0.539	11.04	0.86
24/05/2011 16:00	-4.304	17.69	0
24/05/2011 17:00	0.536	12.03	0.88
24/05/2011 18:00	0.55	11.01	0.86
24/05/2011 19:00	0.561	11.02	0.86
24/05/2011 20:00	0.552	11.03	0.86
24/05/2011 21:00	0.544	11.05	0.86
24/05/2011 22:00	0.529	11.04	0.86
24/05/2011 23:00	0.52	10.98	0.86
25/05/2011 00:00	0.511	10.94	0.86
25/05/2011 01:00	0.508	11.01	0.86
25/05/2011 02:00	0.51	10.99	0.86
25/05/2011 03:00	0.513	10.97	0.86
25/05/2011 04:00	0.522	11.02	0.86
25/05/2011 05:00	0.533	11.04	0.86
25/05/2011 06:00	0.538	11.02	0.86
25/05/2011 07:00	0.535	10.97	0.86
25/05/2011 08:00	0.526	10.99	0.86
25/05/2011 09:00	0.521	11.01	0.86
25/05/2011 10:00	0.511	10.97	0.86
25/05/2011 11:00	0.503	11	0.86
25/05/2011 12:00	0.502	10.98	0.86
25/05/2011 13:00	0.498	10.99	0.86
25/05/2011 14:00	0.503	10.98	0.86
25/05/2011 15:00	0.505	11.01	0.86

25/05/2011 16:00	0.518	10.98	0.86
25/05/2011 17:00	0.526	10.97	0.86
25/05/2011 18:00	0.533	11	0.86
25/05/2011 19:00	0.542	11.03	0.86
25/05/2011 20:00	0.543	10.98	0.86
25/05/2011 21:00	0.531	11.04	0.86
25/05/2011 22:00	0.521	11.04	0.86
25/05/2011 23:00	0.508	10.94	0.86
26/05/2011 00:00	0.503	11.02	0.86
26/05/2011 01:00	0.496	11.05	0.86
26/05/2011 02:00	0.497	10.95	0.85
26/05/2011 03:00	0.499	10.99	0.85
26/05/2011 04:00	0.508	11	0.85
26/05/2011 05:00	0.513	11.01	0.85
26/05/2011 06:00	0.523	10.96	0.85
26/05/2011 07:00	0.532	11.04	0.85
26/05/2011 08:00	0.537	10.96	0.85
26/05/2011 09:00	0.525	11	0.85
26/05/2011 10:00	0.521	11	0.85
26/05/2011 11:00	0.514	11	0.85
26/05/2011 12:00	0.508	10.95	0.85
26/05/2011 13:00	0.503	10.99	0.85
26/05/2011 14:00	0.508	10.92	0.85
26/05/2011 15:00	0.508	10.99	0.85
26/05/2011 16:00	0.527	11.05	0.85
26/05/2011 17:00	0.532	10.99	0.85
26/05/2011 18:00	0.531	11.04	0.86
26/05/2011 19:00	0.543	10.96	0.85
26/05/2011 20:00	0.551	10.96	0.85
26/05/2011 21:00	0.547	10.93	0.85
26/05/2011 22:00	0.541	11.03	0.86
26/05/2011 23:00	0.534	11.08	0.86
27/05/2011 00:00	0.522	11.02	0.86
27/05/2011 01:00	0.514	10.99	0.86
27/05/2011 02:00	0.512	11.05	0.86
27/05/2011 03:00	0.506	10.97	0.85
27/05/2011 04:00	0.516	11.05	0.86
27/05/2011 05:00	0.521	11.03	0.85
27/05/2011 06:00	0.529	11.04	0.85
27/05/2011 07:00	0.532	11.03	0.85
27/05/2011 08:00	0.537	10.98	0.85
27/05/2011 09:00	0.548	11.03	0.86
27/05/2011 10:00	0.543	11.05	0.86
27/05/2011 11:00	0.539	10.99	0.86
27/05/2011 12:00	0.532	10.99	0.86
27/05/2011 13:00	0.524	11.03	0.86
27/05/2011 14:00	0.518	11.03	0.86
27/05/2011 15:00	0.511	10.92	0.85
27/05/2011 16:00	0.515	11.05	0.86
27/05/2011 17:00	0.523	10.97	0.85
27/05/2011 18:00	0.53	11	0.86
27/05/2011 19:00	0.536	10.99	0.85
27/05/2011 20:00	0.543	11.03	0.86
27/05/2011 21:00	0.543	11.01	0.86
27/05/2011 22:00	0.541	10.99	0.86
27/05/2011 23:00	0.534	11.02	0.86
28/05/2011 00:00	0.524	10.97	0.86
28/05/2011 01:00	0.509	11.03	0.86
28/05/2011 02:00	0.5	11.03	0.86

28/05/2011 03:00	0.498	10.91	0.85
28/05/2011 04:00	0.49	11.01	0.85
28/05/2011 05:00	0.493	11.03	0.85
28/05/2011 06:00	0.498	11.04	0.85
28/05/2011 07:00	0.506	10.95	0.85
28/05/2011 08:00	0.514	11.06	0.85
28/05/2011 09:00	0.524	11.04	0.85
28/05/2011 10:00	0.522	11.03	0.85
28/05/2011 11:00	0.514	10.94	0.85
28/05/2011 12:00	0.512	10.98	0.85
28/05/2011 13:00	0.509	11.03	0.85
28/05/2011 14:00	0.502	11.02	0.85
28/05/2011 15:00	0.5	11	0.85
28/05/2011 16:00	0.499	11.03	0.85
28/05/2011 17:00	0.501	10.99	0.85
28/05/2011 18:00	0.508	11	0.85
28/05/2011 19:00	0.525	11	0.85
28/05/2011 20:00	0.531	10.95	0.85
28/05/2011 21:00	0.541	11	0.85
28/05/2011 22:00	0.546	11.05	0.85
28/05/2011 23:00	0.543	10.9	0.85
29/05/2011 00:00	0.539	11.05	0.85
29/05/2011 01:00	0.53	11.03	0.85
29/05/2011 02:00	0.522	11.06	0.85
29/05/2011 03:00	0.51	11.05	0.85
29/05/2011 04:00	0.51	11.02	0.85
29/05/2011 05:00	0.51	10.97	0.85
29/05/2011 06:00	0.51	10.98	0.85
29/05/2011 07:00	0.517	10.99	0.85
29/05/2011 08:00	0.522	11	0.85
29/05/2011 09:00	0.527	11.07	0.85
29/05/2011 10:00	0.533	11.05	0.85
29/05/2011 11:00	0.533	11.03	0.85
29/05/2011 12:00	0.531	11.01	0.85
29/05/2011 13:00	0.525	11.02	0.85
29/05/2011 14:00	0.518	10.97	0.85
29/05/2011 15:00	0.504	10.95	0.85
29/05/2011 16:00	0.506	11.05	0.85
29/05/2011 17:00	0.502	11.05	0.85
29/05/2011 18:00	0.505	11.02	0.85
29/05/2011 19:00	0.511	11.06	0.85
29/05/2011 20:00	0.521	11.05	0.85
29/05/2011 21:00	0.535	11.02	0.85
29/05/2011 22:00	0.535	11.03	0.85
29/05/2011 23:00	0.543	10.96	0.85
30/05/2011 00:00	0.538	11.04	0.85
30/05/2011 01:00	0.531	11.03	0.85
30/05/2011 02:00	0.519	11.06	0.85
30/05/2011 03:00	0.511	11.01	0.85
30/05/2011 04:00	0.509	10.95	0.85
30/05/2011 05:00	0.499	10.98	0.85
30/05/2011 06:00	0.507	10.9	0.85
30/05/2011 07:00	0.507	11	0.85
30/05/2011 08:00	0.517	10.98	0.85
30/05/2011 09:00	0.523	11.05	0.85
30/05/2011 10:00	0.535	11.04	0.85
30/05/2011 11:00	0.536	11.08	0.85
30/05/2011 12:00	0.541	11.03	0.85
30/05/2011 13:00	0.531	11.03	0.85

30/05/2011 14:00	0.526	11.03	0.85
30/05/2011 15:00	0.517	11.02	0.85
30/05/2011 16:00	0.512	11.04	0.85
30/05/2011 17:00	0.508	10.92	0.85
30/05/2011 18:00	0.513	11.03	0.85
30/05/2011 19:00	0.516	11.03	0.85
30/05/2011 20:00	0.528	11.05	0.85
30/05/2011 21:00	0.536	10.98	0.85
30/05/2011 22:00	0.546	11	0.85
30/05/2011 23:00	0.553	10.92	0.85
31/05/2011 00:00	0.555	11.04	0.85
31/05/2011 01:00	0.55	10.97	0.85
31/05/2011 02:00	0.539	10.98	0.85
31/05/2011 03:00	0.527	11	0.85
31/05/2011 04:00	0.517	11.04	0.85
31/05/2011 05:00	0.509	11.05	0.85
31/05/2011 06:00	0.507	11.03	0.85
31/05/2011 07:00	0.507	11.03	0.85
31/05/2011 08:00	0.511	11.04	0.85
31/05/2011 09:00	0.522	11.02	0.85
31/05/2011 10:00	0.524	11.03	0.85
31/05/2011 11:00	0.533	11.06	0.85
31/05/2011 12:00	0.536	11.01	0.85
31/05/2011 13:00	0.539	10.99	0.85
31/05/2011 14:00	0.536	11.06	0.85
31/05/2011 15:00	0.535	10.96	0.85
31/05/2011 16:00	0.526	11	0.85
31/05/2011 17:00	0.514	10.98	0.85
31/05/2011 18:00	0.517	11.03	0.85
31/05/2011 19:00	0.518	11.04	0.85
31/05/2011 20:00	0.524	11.06	0.85
31/05/2011 21:00	0.529	11.08	0.85
31/05/2011 22:00	0.544	11.06	0.85
31/05/2011 23:00	0.545	10.95	0.85
01/06/2011 00:00	0.551	11.01	0.85
01/06/2011 01:00	0.55	10.93	0.85
01/06/2011 02:00	0.539	11.03	0.85
01/06/2011 03:00	0.532	11.09	0.85
01/06/2011 04:00	0.518	11.01	0.85
01/06/2011 05:00	0.506	11.07	0.85
01/06/2011 06:00	0.5	11.06	0.85
01/06/2011 07:00	0.492	11.01	0.85
01/06/2011 08:00	0.495	11.07	0.85
01/06/2011 09:00	0.503	11.06	0.85
01/06/2011 10:00	0.514	11.07	0.85
01/06/2011 11:00	0.523	11.08	0.85
01/06/2011 12:00	0.533	11.08	0.85
01/06/2011 13:00	0.539	10.95	0.85
01/06/2011 14:00	0.534	11.04	0.85
01/06/2011 15:00	0.522	11.06	0.85
01/06/2011 16:00	0.512	11.04	0.85
01/06/2011 17:00	0.499	11.04	0.85
01/06/2011 18:00	0.491	11.01	0.85
01/06/2011 19:00	0.495	11.01	0.85
01/06/2011 20:00	0.503	11.08	0.85
01/06/2011 21:00	0.51	11.06	0.85
01/06/2011 22:00	0.52	11.04	0.85
01/06/2011 23:00	0.53	11.06	0.85
02/06/2011 00:00	0.542	11	0.85

02/06/2011 01:00	0.548	11.05	0.85
02/06/2011 02:00	0.544	10.94	0.85
02/06/2011 03:00	0.535	11.06	0.85
02/06/2011 04:00	0.526	11.09	0.85
02/06/2011 05:00	0.515	11.07	0.85
02/06/2011 06:00	0.505	11.05	0.85
02/06/2011 07:00	0.503	10.96	0.85
02/06/2011 08:00	0.494	11.05	0.85
02/06/2011 09:00	0.504	11.08	0.85
02/06/2011 10:00	0.518	11.06	0.85
02/06/2011 11:00	0.526	11.04	0.85
02/06/2011 12:00	0.537	11.06	0.85
02/06/2011 13:00	0.54	11.06	0.85
02/06/2011 14:00	0.539	11.07	0.85
02/06/2011 15:00	0.53	11.06	0.85
02/06/2011 16:00	0.517	11.06	0.85
02/06/2011 17:00	0.506	11.09	0.85
02/06/2011 18:00	0.5	10.96	0.85
02/06/2011 19:00	0.498	11.01	0.85
02/06/2011 20:00	0.503	11.05	0.85
02/06/2011 21:00	0.512	11.04	0.85
02/06/2011 22:00	0.52	11.07	0.85
02/06/2011 23:00	0.533	10.97	0.85
03/06/2011 00:00	0.542	11.08	0.85
03/06/2011 01:00	0.549	11.04	0.85
03/06/2011 02:00	0.553	11.09	0.85
03/06/2011 03:00	0.544	10.96	0.85
03/06/2011 04:00	0.538	11.04	0.85
03/06/2011 05:00	0.524	11.06	0.85
03/06/2011 06:00	0.509	11.03	0.85
03/06/2011 07:00	0.501	11.03	0.85
03/06/2011 08:00	0.505	11.06	0.85
03/06/2011 09:00	0.511	11.09	0.85
03/06/2011 10:00	0.519	11.06	0.85
03/06/2011 11:00	0.526	11.09	0.85
03/06/2011 12:00	0.53	11.08	0.85
03/06/2011 13:00	0.535	11.04	0.85
03/06/2011 14:00	0.538	11.08	0.85
03/06/2011 15:00	0.532	11.06	0.85
03/06/2011 16:00	0.525	11.06	0.85
03/06/2011 17:00	0.511	11.06	0.85
03/06/2011 18:00	0.502	10.99	0.85
03/06/2011 19:00	0.496	11.07	0.85
03/06/2011 20:00	0.499	11.06	0.85
03/06/2011 21:00	0.503	11.1	0.85
03/06/2011 22:00	0.51	11.09	0.85
03/06/2011 23:00	0.52	11.05	0.85
04/06/2011 00:00	0.532	11.02	0.85
04/06/2011 01:00	0.545	11.08	0.85
04/06/2011 02:00	0.547	11.07	0.85
04/06/2011 03:00	0.549	11.06	0.85
04/06/2011 04:00	0.545	11.02	0.85
04/06/2011 05:00	0.532	11.07	0.85
04/06/2011 06:00	0.518	10.99	0.85
04/06/2011 07:00	0.507	10.91	0.85
04/06/2011 08:00	0.505	11.04	0.85
04/06/2011 09:00	0.503	11.07	0.85
04/06/2011 10:00	0.51	10.98	0.85
04/06/2011 11:00	0.522	10.97	0.85

04/06/2011 12:00	0.531	11.05	0.85
04/06/2011 13:00	0.543	11.04	0.85
04/06/2011 14:00	0.553	11.08	0.85
04/06/2011 15:00	0.553	11.03	0.85
04/06/2011 16:00	0.549	11.09	0.85
04/06/2011 17:00	0.54	11	0.85
04/06/2011 18:00	0.531	11.12	0.85
04/06/2011 19:00	0.522	11.08	0.85
04/06/2011 20:00	0.516	10.94	0.85
04/06/2011 21:00	0.514	11.03	0.85
04/06/2011 22:00	0.523	11.08	0.85
04/06/2011 23:00	0.533	11.09	0.85
05/06/2011 00:00	0.541	11.07	0.85
05/06/2011 01:00	0.551	11.08	0.85
05/06/2011 02:00	0.557	11.07	0.85
05/06/2011 03:00	0.571	10.97	0.85
05/06/2011 04:00	0.567	11.1	0.85
05/06/2011 05:00	0.559	11.04	0.85
05/06/2011 06:00	0.542	11.07	0.85
05/06/2011 07:00	0.528	11.07	0.85
05/06/2011 08:00	0.517	10.95	0.85
05/06/2011 09:00	0.516	11.09	0.85
05/06/2011 10:00	0.524	10.94	0.85
05/06/2011 11:00	0.528	10.96	0.85
05/06/2011 12:00	0.544	11.04	0.85
05/06/2011 13:00	0.549	11	0.85
05/06/2011 14:00	0.56	11	0.85
05/06/2011 15:00	0.558	11.05	0.85
05/06/2011 16:00	0.56	11.06	0.85
05/06/2011 17:00	0.555	10.96	0.85
05/06/2011 18:00	0.546	11.04	0.85
05/06/2011 19:00	0.533	11.05	0.85
05/06/2011 20:00	0.525	11.01	0.85
05/06/2011 21:00	0.521	11.07	0.85
05/06/2011 22:00	0.523	11.04	0.85
05/06/2011 23:00	0.527	11.09	0.85
06/06/2011 00:00	0.536	11.1	0.85
06/06/2011 01:00	0.55	11.07	0.85
06/06/2011 02:00	0.558	11.07	0.85
06/06/2011 03:00	0.572	11.07	0.85
06/06/2011 04:00	0.568	11.08	0.85
06/06/2011 05:00	0.568	11.09	0.85
06/06/2011 06:00	0.555	10.96	0.85
06/06/2011 07:00	0.543	11.07	0.85
06/06/2011 08:00	0.534	11	0.85
06/06/2011 09:00	0.53	11.03	0.85
06/06/2011 10:00	0.53	11.06	0.85
06/06/2011 11:00	0.538	11.08	0.85
06/06/2011 12:00	0.55	11.1	0.85
06/06/2011 13:00	0.56	11.06	0.85
06/06/2011 14:00	0.569	11	0.85
06/06/2011 15:00	0.571	11.06	0.85
06/06/2011 16:00	0.572	11.1	0.85
06/06/2011 17:00	0.561	11.06	0.85
06/06/2011 18:00	0.547	11.09	0.85
06/06/2011 19:00	0.542	11.06	0.85
06/06/2011 20:00	0.533	10.98	0.85
06/06/2011 21:00	0.524	10.98	0.85
06/06/2011 22:00	0.522	10.97	0.85

06/06/2011 23:00	0.52	11.03	0.85
07/06/2011 00:00	0.533	11.13	0.85
07/06/2011 01:00	0.541	11.08	0.85
07/06/2011 02:00	0.554	11.03	0.85
07/06/2011 03:00	0.568	11.06	0.85
07/06/2011 04:00	0.573	10.98	0.85
07/06/2011 05:00	0.576	11.06	0.85
07/06/2011 06:00	0.568	11.08	0.85
07/06/2011 07:00	0.556	11.06	0.85
07/06/2011 08:00	0.546	11.03	0.85
07/06/2011 09:00	0.528	10.99	0.85
07/06/2011 10:00	0.526	10.98	0.85
07/06/2011 11:00	0.521	11.09	0.85
07/06/2011 12:00	0.527	11.07	0.85
07/06/2011 13:00	0.539	11.1	0.85
07/06/2011 14:00	0.554	11.11	0.85
07/06/2011 15:00	0.56	11.13	0.85
07/06/2011 16:00	0.568	11.04	0.85
07/06/2011 17:00	0.566	11.1	0.85
07/06/2011 18:00	0.558	11.03	0.85
07/06/2011 19:00	0.557	11.06	0.85
07/06/2011 20:00	0.545	11.08	0.85
07/06/2011 21:00	0.531	11.1	0.85
07/06/2011 22:00	0.525	11.06	0.85
07/06/2011 23:00	0.519	11.07	0.85
08/06/2011 00:00	0.523	10.98	0.85
08/06/2011 01:00	0.533	11.06	0.85
08/06/2011 02:00	0.541	11.11	0.85
08/06/2011 03:00	0.548	10.98	0.84
08/06/2011 04:00	0.562	11.13	0.85
08/06/2011 05:00	0.567	11.07	0.85
08/06/2011 06:00	0.565	11.05	0.85
08/06/2011 07:00	0.55	11.12	0.85
08/06/2011 08:00	0.533	11.09	0.85
08/06/2011 09:00	0.522	11	0.85
08/06/2011 10:00	0.513	10.94	0.85
08/06/2011 11:00	0.513	10.98	0.85
08/06/2011 12:00	0.518	11.01	0.85
08/06/2011 13:00	0.536	11.04	0.85
08/06/2011 14:00	0.54	11.09	0.85
08/06/2011 15:00	0.548	11.04	0.85
08/06/2011 16:00	0.548	11.03	0.85
08/06/2011 17:00	0.559	11.08	0.85
08/06/2011 18:00	0.557	11.11	0.85
08/06/2011 19:00	0.551	11.04	0.85
08/06/2011 20:00	0.541	11.07	0.85
08/06/2011 21:00	0.533	11.07	0.85
08/06/2011 22:00	0.517	11.08	0.85
08/06/2011 23:00	0.509	11.08	0.85
09/06/2011 00:00	0.507	11.07	0.85
09/06/2011 01:00	0.508	11.08	0.85
09/06/2011 02:00	0.513	11.05	0.85
09/06/2011 03:00	0.527	11.12	0.85
09/06/2011 04:00	0.538	11.04	0.84
09/06/2011 05:00	0.55	11.09	0.85
09/06/2011 06:00	0.55	11.1	0.85
09/06/2011 07:00	0.545	11.02	0.84
09/06/2011 08:00	0.529	11.1	0.85
09/06/2011 09:00	0.524	11.1	0.85

09/06/2011 10:00	0.51	10.99	0.84
09/06/2011 11:00	0.504	10.98	0.84
09/06/2011 12:00	0.502	10.98	0.84
09/06/2011 13:00	0.516	11.13	0.85
09/06/2011 14:00	0.524	11.01	0.84
09/06/2011 15:00	0.531	11	0.84
09/06/2011 16:00	0.548	11.06	0.85
09/06/2011 17:00	0.554	11.06	0.84
09/06/2011 18:00	0.552	11.12	0.85
09/06/2011 19:00	0.553	11.01	0.84
09/06/2011 20:00	0.546	11.02	0.84
09/06/2011 21:00	0.536	11.06	0.85
09/06/2011 22:00	0.526	11.02	0.84
09/06/2011 23:00	0.51	11.11	0.85
10/06/2011 00:00	0.504	11	0.84
10/06/2011 01:00	0.502	11.06	0.84
10/06/2011 02:00	0.504	11.06	0.84
10/06/2011 03:00	0.514	11	0.84
10/06/2011 04:00	0.518	11.03	0.84
10/06/2011 05:00	0.534	11.08	0.84
10/06/2011 06:00	0.543	11.14	0.84
10/06/2011 07:00	0.545	11	0.84
10/06/2011 08:00	0.535	11.04	0.84
10/06/2011 09:00	0.532	11.15	0.85
10/06/2011 10:00	0.523	10.99	0.84
10/06/2011 11:00	0.516	11.01	0.84
10/06/2011 12:00	0.511	11.09	0.84
10/06/2011 13:00	0.51	11.12	0.84
10/06/2011 14:00	0.511	11	0.84
10/06/2011 15:00	0.513	10.97	0.84
10/06/2011 16:00	0.521	10.97	0.84
10/06/2011 17:00	0.536	11.07	0.84
10/06/2011 18:00	0.545	11.09	0.84
10/06/2011 19:00	0.548	11.02	0.84
10/06/2011 20:00	0.549	11.13	0.85
10/06/2011 21:00	0.545	11.14	0.85
10/06/2011 22:00	0.539	11.08	0.85
10/06/2011 23:00	0.525	11.01	0.84
11/06/2011 00:00	0.516	11.09	0.85
11/06/2011 01:00	0.504	11.08	0.84
11/06/2011 02:00	0.497	11.14	0.85
11/06/2011 03:00	0.501	11.08	0.84
11/06/2011 04:00	0.507	10.96	0.84
11/06/2011 05:00	0.514	11.01	0.84
11/06/2011 06:00	0.524	11.06	0.84
11/06/2011 07:00	0.536	11.04	0.84
11/06/2011 08:00	0.543	11.01	0.84
11/06/2011 09:00	0.548	10.98	0.84
11/06/2011 10:00	0.534	11.03	0.84
11/06/2011 11:00	0.527	11.1	0.85
11/06/2011 12:00	0.516	11.11	0.85
11/06/2011 13:00	0.508	11.09	0.84
11/06/2011 14:00	0.505	11.12	0.85
11/06/2011 15:00	0.51	10.99	0.84
11/06/2011 16:00	0.51	11.12	0.85
11/06/2011 17:00	0.52	11	0.84
11/06/2011 18:00	0.533	11.05	0.84
11/06/2011 19:00	0.548	11.02	0.84
11/06/2011 20:00	0.555	11.11	0.85

11/06/2011 21:00	0.557	11.1	0.85
11/06/2011 22:00	0.551	11.14	0.85
11/06/2011 23:00	0.546	11.11	0.85
12/06/2011 00:00	0.529	11.1	0.85
12/06/2011 01:00	0.522	11.14	0.85
12/06/2011 02:00	0.509	11.14	0.85
12/06/2011 03:00	0.505	11.05	0.84
12/06/2011 04:00	0.507	11.02	0.84
12/06/2011 05:00	0.517	11.12	0.85
12/06/2011 06:00	0.521	11.12	0.84
12/06/2011 07:00	0.524	11.15	0.85
12/06/2011 08:00	0.532	11.02	0.84
12/06/2011 09:00	0.533	11.12	0.85
12/06/2011 10:00	0.539	11.11	0.85
12/06/2011 11:00	0.533	11.13	0.85
12/06/2011 12:00	0.526	11.03	0.84
12/06/2011 13:00	0.524	11.15	0.85
12/06/2011 14:00	0.516	11.15	0.85
12/06/2011 15:00	0.511	11.12	0.85
12/06/2011 16:00	0.517	11.06	0.84
12/06/2011 17:00	0.524	10.97	0.84
12/06/2011 18:00	0.535	11.02	0.84
12/06/2011 19:00	0.547	11.07	0.84
12/06/2011 20:00	0.556	11.11	0.84
12/06/2011 21:00	0.564	11.09	0.84
12/06/2011 22:00	0.566	11.1	0.85
12/06/2011 23:00	0.56	11.09	0.85
13/06/2011 00:00	0.546	11	0.84
13/06/2011 01:00	0.538	11	0.84
13/06/2011 02:00	0.522	11.09	0.85
13/06/2011 03:00	0.516	11	0.84
13/06/2011 04:00	0.506	11.14	0.85
13/06/2011 05:00	0.508	11	0.84
13/06/2011 06:00	0.513	11.1	0.84
13/06/2011 07:00	0.518	11.08	0.84
13/06/2011 08:00	0.533	11.11	0.84
13/06/2011 09:00	0.545	10.99	0.84
13/06/2011 10:00	0.55	11.06	0.84
13/06/2011 11:00	0.544	11.12	0.84
13/06/2011 12:00	0.539	11.02	0.84
13/06/2011 13:00	0.53	11.07	0.84
13/06/2011 14:00	0.517	11.11	0.85
13/06/2011 15:00	0.506	11.06	0.84
13/06/2011 16:00	0.5	10.98	0.84
13/06/2011 17:00	0.502	11.09	0.84
13/06/2011 18:00	0.504	11.04	0.84
13/06/2011 19:00	0.526	11.08	0.84
13/06/2011 20:00	0.54	11.12	0.85
13/06/2011 21:00	0.554	11.14	0.85
13/06/2011 22:00	0.567	11.11	0.85
13/06/2011 23:00	0.571	11.02	0.84
14/06/2011 00:00	0.561	11.1	0.85
14/06/2011 01:00	0.553	11.13	0.85
14/06/2011 02:00	0.543	11.07	0.85
14/06/2011 03:00	0.531	11.13	0.85
14/06/2011 04:00	0.521	11.1	0.85
14/06/2011 05:00	0.518	11.13	0.85
14/06/2011 06:00	0.522	11.05	0.84
14/06/2011 07:00	0.522	11.13	0.85

14/06/2011 08:00	0.522	11.11	0.85
14/06/2011 09:00	0.533	11.03	0.84
14/06/2011 10:00	0.544	11.02	0.84
14/06/2011 11:00	0.548	11.16	0.85
14/06/2011 12:00	0.552	11.01	0.84
14/06/2011 13:00	0.545	11	0.84
14/06/2011 14:00	0.531	11.03	0.85
14/06/2011 15:00	0.524	10.97	0.84
14/06/2011 16:00	0.517	10.99	0.84
14/06/2011 17:00	0.505	11.01	0.85
14/06/2011 18:00	0.511	10.99	0.84
14/06/2011 19:00	0.523	11	0.84
14/06/2011 20:00	0.54	11.16	0.85
14/06/2011 21:00	0.551	11.12	0.85
14/06/2011 22:00	0.56	11.08	0.85
14/06/2011 23:00	0.57	11.06	0.85
15/06/2011 00:00	0.574	11.11	0.85
15/06/2011 01:00	0.571	10.98	0.84
15/06/2011 02:00	0.557	11.01	0.85
15/06/2011 03:00	0.545	11.02	0.85
15/06/2011 04:00	0.531	11.14	0.85
15/06/2011 05:00	0.524	11.15	0.85
15/06/2011 06:00	0.519	11.11	0.85
15/06/2011 07:00	0.521	11.13	0.85
15/06/2011 08:00	0.523	11.07	0.85
15/06/2011 09:00	0.528	11	0.84
15/06/2011 10:00	0.536	11.02	0.84
15/06/2011 11:00	0.54	11.09	0.85
15/06/2011 12:00	0.55	11.01	0.84
15/06/2011 13:00	0.545	11.1	0.85
15/06/2011 14:00	0.539	11.14	0.85
15/06/2011 15:00	0.531	11.1	0.85
15/06/2011 16:00	0.518	11.15	0.85
15/06/2011 17:00	0.507	11.1	0.85
15/06/2011 18:00	0.502	11.13	0.85
15/06/2011 19:00	0.511	10.99	0.84
15/06/2011 20:00	0.524	11.02	0.85
15/06/2011 21:00	0.534	11.09	0.85
15/06/2011 22:00	0.543	11.05	0.85
15/06/2011 23:00	0.561	11.12	0.85
16/06/2011 00:00	0.569	11.15	0.85
16/06/2011 01:00	0.573	11.13	0.85
16/06/2011 02:00	0.57	11.16	0.85
16/06/2011 03:00	0.56	11.08	0.85
16/06/2011 04:00	0.548	11.07	0.85
16/06/2011 05:00	0.536	11.11	0.85
16/06/2011 06:00	0.528	11.06	0.85
16/06/2011 07:00	0.527	11.05	0.85
16/06/2011 08:00	0.526	11.13	0.85
16/06/2011 09:00	0.525	11	0.84
16/06/2011 10:00	0.54	11.05	0.85
16/06/2011 11:00	0.549	11.15	0.85
16/06/2011 12:00	0.563	11.09	0.85
16/06/2011 13:00	0.574	11.05	0.85
16/06/2011 14:00	0.576	11.14	0.85
16/06/2011 15:00	0.572	11.14	0.85
16/06/2011 16:00	0.552	11.12	0.85
16/06/2011 17:00	0.538	11.09	0.85
16/06/2011 18:00	0.518	11.09	0.85

16/06/2011 19:00	0.52	11.1	0.85
16/06/2011 20:00	0.532	11.05	0.85
16/06/2011 21:00	0.537	11.1	0.85
16/06/2011 22:00	0.543	11.06	0.85
16/06/2011 23:00	0.56	11.01	0.85
17/06/2011 00:00	0.571	11.1	0.85
17/06/2011 01:00	0.581	11.03	0.85
17/06/2011 02:00	0.579	11.06	0.85
17/06/2011 03:00	0.569	11.03	0.85
17/06/2011 04:00	0.561	11.06	0.85
17/06/2011 05:00	0.549	11.03	0.85
17/06/2011 06:00	0.537	11.01	0.85
17/06/2011 07:00	0.525	11.15	0.85
17/06/2011 08:00	0.521	11.12	0.85
17/06/2011 09:00	0.525	11.02	0.85
17/06/2011 10:00	0.536	11.11	0.85
17/06/2011 11:00	0.553	11.11	0.85
17/06/2011 12:00	0.565	11.06	0.85
17/06/2011 13:00	0.567	11.1	0.85
17/06/2011 14:00	0.576	11.06	0.85
17/06/2011 15:00	0.572	11.09	0.85
17/06/2011 16:00	0.568	11.03	0.85
17/06/2011 17:00	0.558	11.13	0.85
17/06/2011 18:00	0.545	11.03	0.85
17/06/2011 19:00	0.534	11.02	0.85
17/06/2011 20:00	0.53	11.04	0.85
17/06/2011 21:00	0.537	11.02	0.85
17/06/2011 22:00	0.549	11.04	0.85
17/06/2011 23:00	0.566	11.09	0.85
18/06/2011 00:00	0.58	11.17	0.85
18/06/2011 01:00	0.592	11.13	0.85
18/06/2011 02:00	0.599	11.05	0.85
18/06/2011 03:00	0.605	11.08	0.85
18/06/2011 04:00	0.592	11.04	0.85
18/06/2011 05:00	0.582	11.03	0.85
18/06/2011 06:00	0.568	11.14	0.85
18/06/2011 07:00	0.556	11.02	0.85
18/06/2011 08:00	0.555	11.08	0.85
18/06/2011 09:00	0.554	11.15	0.85
18/06/2011 10:00	0.556	11.07	0.85
18/06/2011 11:00	0.566	11.15	0.85
18/06/2011 12:00	0.585	11.13	0.85
18/06/2011 13:00	0.602	11.15	0.85
18/06/2011 14:00	0.601	11.13	0.85
18/06/2011 15:00	0.598	11.03	0.85
18/06/2011 16:00	0.588	11.16	0.85
18/06/2011 17:00	0.577	11.13	0.85
18/06/2011 18:00	0.574	11.14	0.85
18/06/2011 19:00	0.562	11.03	0.85
18/06/2011 20:00	0.554	11.16	0.85
18/06/2011 21:00	0.556	11.06	0.85
18/06/2011 22:00	0.564	11.08	0.85
18/06/2011 23:00	0.569	11.05	0.85
19/06/2011 00:00	0.581	11.19	0.85
19/06/2011 01:00	0.593	11.16	0.85
19/06/2011 02:00	0.609	11.09	0.85
19/06/2011 03:00	0.613	11.15	0.85
19/06/2011 04:00	0.609	11.03	0.85
19/06/2011 05:00	0.604	11.02	0.85

19/06/2011 06:00	0.594	11.13	0.85
19/06/2011 07:00	0.578	11.05	0.85
19/06/2011 08:00	0.567	11.03	0.85
19/06/2011 09:00	0.567	11.14	0.85
19/06/2011 10:00	0.566	11.09	0.85
19/06/2011 11:00	0.571	11.18	0.85
19/06/2011 12:00	0.586	11.06	0.85
19/06/2011 13:00	0.596	11.02	0.85
19/06/2011 14:00	0.606	11.05	0.85
19/06/2011 15:00	0.612	11.03	0.85
19/06/2011 16:00	0.604	11.01	0.85
19/06/2011 17:00	0.6	11.03	0.85
19/06/2011 18:00	0.584	11.07	0.85
19/06/2011 19:00	0.57	11.03	0.85
19/06/2011 20:00	0.558	11.05	0.85
19/06/2011 21:00	0.556	11.13	0.85
19/06/2011 22:00	0.562	11.11	0.85
19/06/2011 23:00	0.564	11.17	0.85
20/06/2011 00:00	0.574	11.05	0.85
20/06/2011 01:00	0.586	11.07	0.85
20/06/2011 02:00	0.596	11.08	0.85
20/06/2011 03:00	0.606	11.11	0.85
20/06/2011 04:00	0.611	11.19	0.85
20/06/2011 05:00	0.607	11.14	0.85
20/06/2011 06:00	0.593	11.05	0.85
20/06/2011 07:00	0.575	11.03	0.85
20/06/2011 08:00	0.556	11.05	0.85
20/06/2011 09:00	0.55	11.16	0.85
20/06/2011 10:00	0.553	11.06	0.85
20/06/2011 11:00	0.56	11.14	0.85
20/06/2011 12:00	0.573	11.08	0.85
20/06/2011 13:00	0.584	11.07	0.85
20/06/2011 14:00	0.595	11.06	0.85
20/06/2011 15:00	0.602	11.06	0.85
20/06/2011 16:00	0.604	11.18	0.85
20/06/2011 17:00	0.602	11.14	0.85
20/06/2011 18:00	0.59	11.1	0.85
20/06/2011 19:00	0.585	11.05	0.85
20/06/2011 20:00	0.575	11.11	0.85
20/06/2011 21:00	0.561	11.15	0.85
20/06/2011 22:00	0.557	11.14	0.85
20/06/2011 23:00	0.56	11.15	0.85
21/06/2011 00:00	0.563	11.15	0.85
21/06/2011 01:00	0.571	11.17	0.85
21/06/2011 02:00	0.584	11.03	0.85
21/06/2011 03:00	0.597	11.07	0.85
21/06/2011 04:00	0.608	11.18	0.85
21/06/2011 05:00	0.607	11.07	0.85
21/06/2011 06:00	0.602	11.16	0.85
21/06/2011 07:00	0.59	11.15	0.85
21/06/2011 08:00	0.575	11.15	0.85
21/06/2011 09:00	0.561	11.04	0.85
21/06/2011 10:00	0.551	11.03	0.85
21/06/2011 11:00	0.557	11.08	0.85
21/06/2011 12:00	0.562	11.06	0.85
21/06/2011 13:00	0.578	11.14	0.85
21/06/2011 14:00	0.589	11.03	0.85
21/06/2011 15:00	0.601	11.03	0.85
21/06/2011 16:00	0.601	11.12	0.85

21/06/2011 17:00	0.601	11.1	0.85
21/06/2011 18:00	0.595	11.05	0.85
21/06/2011 19:00	0.585	11.16	0.85
21/06/2011 20:00	0.579	11.16	0.85
21/06/2011 21:00	0.566	11.16	0.85
21/06/2011 22:00	0.558	11.11	0.85
21/06/2011 23:00	0.555	11.13	0.85
22/06/2011 00:00	0.556	11.16	0.85
22/06/2011 01:00	0.566	11.13	0.85
22/06/2011 02:00	0.572	11.12	0.85
22/06/2011 03:00	0.584	11.04	0.85
22/06/2011 04:00	0.594	11.15	0.85
22/06/2011 05:00	0.602	11.15	0.85
22/06/2011 06:00	0.598	11.17	0.85
22/06/2011 07:00	0.588	11.11	0.85
22/06/2011 08:00	0.571	11.16	0.85
22/06/2011 09:00	0.558	11.12	0.85
22/06/2011 10:00	0.552	11.09	0.85
22/06/2011 11:00	0.558	11.18	0.85
22/06/2011 12:00	0.565	11.21	0.85
22/06/2011 13:00	0.571	11.05	0.84
22/06/2011 14:00	0.578	11.19	0.85
22/06/2011 15:00	0.596	11.08	0.85
22/06/2011 16:00	0.608	11.06	0.85
22/06/2011 17:00	0.606	11.19	0.85
22/06/2011 18:00	0.6	11.11	0.85
22/06/2011 19:00	0.594	11.16	0.85
22/06/2011 20:00	0.585	11.06	0.85
22/06/2011 21:00	0.573	11.08	0.85
22/06/2011 22:00	0.57	11.07	0.85
22/06/2011 23:00	0.564	11.11	0.85
23/06/2011 00:00	0.562	11.05	0.85
23/06/2011 01:00	0.564	11.07	0.85
23/06/2011 02:00	0.574	11.1	0.85
23/06/2011 03:00	0.586	11.18	0.85
23/06/2011 04:00	0.593	11.13	0.85
23/06/2011 05:00	0.605	11.09	0.85
23/06/2011 06:00	0.605	11.08	0.85
23/06/2011 07:00	0.603	11.06	0.84
23/06/2011 08:00	0.59	11.05	0.84
23/06/2011 09:00	0.582	11.09	0.85
23/06/2011 10:00	0.567	11.1	0.85
23/06/2011 11:00	0.561	11.07	0.85
23/06/2011 12:00	0.569	11.14	0.85
23/06/2011 13:00	0.575	11.12	0.85
23/06/2011 14:00	0.592	11.09	0.85
23/06/2011 15:00	0.596	11.08	0.85
23/06/2011 16:00	0.601	11.08	0.85
23/06/2011 17:00	0.606	11.08	0.85
23/06/2011 18:00	0.61	11.07	0.85
23/06/2011 19:00	0.608	11.18	0.85
23/06/2011 20:00	0.606	11.08	0.85
23/06/2011 21:00	0.598	11.12	0.85
23/06/2011 22:00	0.588	11.1	0.85
23/06/2011 23:00	0.579	11.07	0.85
24/06/2011 00:00	0.576	11.05	0.85
24/06/2011 01:00	0.57	11.08	0.85
24/06/2011 02:00	0.574	11.14	0.85
24/06/2011 03:00	0.578	11.19	0.85

24/06/2011 04:00	0.583	11.13	0.85
24/06/2011 05:00	0.593	11.14	0.85
24/06/2011 06:00	0.603	11.1	0.85
24/06/2011 07:00	0.603	11.16	0.85
24/06/2011 08:00	0.598	11.16	0.85
24/06/2011 09:00	0.585	11.13	0.85
24/06/2011 10:00	0.574	11.06	0.85
24/06/2011 11:00	0.567	11.16	0.85
24/06/2011 12:00	0.563	11.07	0.85
24/06/2011 13:00	0.565	11.07	0.85
24/06/2011 14:00	0.573	11.1	0.85
24/06/2011 15:00	0.581	11.07	0.85
24/06/2011 16:00	0.585	11.12	0.85
24/06/2011 17:00	0.601	11.1	0.85
24/06/2011 18:00	0.611	11.08	0.85
24/06/2011 19:00	0.615	11.17	0.85
24/06/2011 20:00	0.613	11.06	0.85
24/06/2011 21:00	0.604	11.1	0.85
24/06/2011 22:00	0.596	11.12	0.85
24/06/2011 23:00	0.586	11.08	0.85
25/06/2011 00:00	0.577	11.05	0.85
25/06/2011 01:00	0.572	11.08	0.85
25/06/2011 02:00	0.569	11.07	0.85
25/06/2011 03:00	0.576	11.1	0.85
25/06/2011 04:00	0.575	11.07	0.85
25/06/2011 05:00	0.589	11.1	0.85
25/06/2011 06:00	0.598	11.16	0.85
25/06/2011 07:00	0.607	11.16	0.85
25/06/2011 08:00	0.61	11.16	0.85
25/06/2011 09:00	0.603	11.15	0.85
25/06/2011 10:00	0.597	11.2	0.85
25/06/2011 11:00	0.584	11.07	0.85
25/06/2011 12:00	0.572	11.17	0.85
25/06/2011 13:00	0.563	11.18	0.85
25/06/2011 14:00	0.562	11.11	0.85
25/06/2011 15:00	0.562	11.18	0.85
25/06/2011 16:00	0.572	11.13	0.85
25/06/2011 17:00	0.578	11.09	0.84
25/06/2011 18:00	0.587	11.1	0.85
25/06/2011 19:00	0.595	11.09	0.84
25/06/2011 20:00	0.6	11.07	0.84
25/06/2011 21:00	0.599	11.13	0.85
25/06/2011 22:00	0.593	11.07	0.84
25/06/2011 23:00	0.584	11.1	0.85
26/06/2011 00:00	0.58	11.1	0.85
26/06/2011 01:00	0.571	11.13	0.85
26/06/2011 02:00	0.568	11.19	0.85
26/06/2011 03:00	0.566	11.07	0.84
26/06/2011 04:00	0.57	11.16	0.85
26/06/2011 05:00	0.581	11.09	0.84
26/06/2011 06:00	0.588	11.07	0.84
26/06/2011 07:00	0.589	11.1	0.85
26/06/2011 08:00	0.589	11.07	0.84
26/06/2011 09:00	0.594	11.08	0.85
26/06/2011 10:00	0.593	11.09	0.85
26/06/2011 11:00	0.583	11.08	0.85
26/06/2011 12:00	0.578	11.14	0.85
26/06/2011 13:00	0.575	11.14	0.85
26/06/2011 14:00	0.567	11.18	0.85

26/06/2011 15:00	0.565	11.07	0.85
26/06/2011 16:00	0.571	11.09	0.85
26/06/2011 17:00	0.582	11.18	0.85
26/06/2011 18:00	0.594	11.09	0.85
26/06/2011 19:00	0.602	11.2	0.85
26/06/2011 20:00	0.612	11.11	0.85
26/06/2011 21:00	0.612	11.07	0.85
26/06/2011 22:00	0.611	11.11	0.85
26/06/2011 23:00	0.603	11.12	0.85
27/06/2011 00:00	0.598	11.11	0.85
27/06/2011 01:00	0.583	11.2	0.85
27/06/2011 02:00	0.581	11.12	0.85
27/06/2011 03:00	0.573	11.12	0.85
27/06/2011 04:00	0.569	11.2	0.85
27/06/2011 05:00	0.575	11.21	0.85
27/06/2011 06:00	0.581	11.09	0.85
27/06/2011 07:00	0.582	11.19	0.85
27/06/2011 08:00	0.586	11.06	0.84
27/06/2011 09:00	0.592	11.16	0.85
27/06/2011 10:00	0.596	11.08	0.84
27/06/2011 11:00	0.594	11.1	0.85
27/06/2011 12:00	0.589	11.13	0.85
27/06/2011 13:00	0.584	11.23	0.85
27/06/2011 14:00	0.573	11.17	0.85
27/06/2011 15:00	0.567	11.18	0.85
27/06/2011 16:00	0.567	11.18	0.85
27/06/2011 17:00	0.569	11.19	0.85
27/06/2011 18:00	0.579	11.1	0.84
27/06/2011 19:00	0.591	11.19	0.85
27/06/2011 20:00	0.599	11.22	0.85
27/06/2011 21:00	0.609	11.21	0.85
27/06/2011 22:00	0.613	11.08	0.84
27/06/2011 23:00	0.614	11.1	0.85
28/06/2011 00:00	0.611	11.16	0.85
28/06/2011 01:00	0.605	11.11	0.85
28/06/2011 02:00	0.594	11.1	0.85
28/06/2011 03:00	0.583	11.15	0.85
28/06/2011 04:00	0.576	11.14	0.85
28/06/2011 05:00	0.576	11.14	0.85
28/06/2011 06:00	0.578	11.14	0.85
28/06/2011 07:00	0.581	11.1	0.85
28/06/2011 08:00	0.582	11.12	0.85
28/06/2011 09:00	0.593	11.1	0.84

END OF DATA FILE OF DATALOGGER FOR WINDOWS

.16_K4981_110715104100.CSV

Data file for DataLogger.

=====

COMPANY : <Company name>
COMP.STATUS: Done
DATE : 15/07/2011
TIME : 10:41:21
FILENAME : C:\Documents and Settings\All Users\Application Data\DiverOffice\Sizewell\CSV\pz2009_
CREATED BY : SWS Diver-Office 4.0.76.0

===== BEGINNING OF DATA =====

[Logger settings]

Instrument type =CTD-Diver=17
Status =Started =0
Serial number =.00-K4999 317.
Instrument number =
=0

Location =pz2009_17
Sample period =M60
Sample method =T
Number of channels =3

[Channel 1]

Identification =WATER HEAD
Reference level =4.000 m
Range =17.500 m
Master level =1750 CMH2O
Altitude =0 m

[Channel 2]

Identification =TEMPERATURE
Reference level =-20.00 °C
Range =100.00 °C

[Channel 3]

Identification =1: CONDUCTIVITY
Reference level =0.00 mS/cm
Range =120.00 mS/cm

[Series settings]

Serial number =.00-K4999 317.
Instrument number =
Location =pz2009_17
Sample period =00 00:60:00 0
Sample method =T
Start date / time =00:00:06 09/04/11
End date / time =00:00:15 28/06/11

[Channel 1 from data header]

Identification =WATER HEAD
Reference level =4.000 m
Range =17.500 m
Master level =1750 CMH2O
Altitude =0 m

[Channel 2 from data header]

Identification =TEMPERATURE
Reference level =-20.00 °C
Range =100.00 °C

[Channel 3 from data header]

Identification =1: CONDUCTIVITY

Reference level =0.00 mS/cm
Range =120.00 mS/cm

[Data]

1930

Date/time	Water head[m]	Temperature[°C]	1:Conductivity[mS/cm]
09/04/2011 06:00	0.707	10.52	0.21
09/04/2011 07:00	0.681	10.51	0.21
09/04/2011 08:00	0.655	10.51	0.21
09/04/2011 09:00	0.638	10.52	0.21
09/04/2011 10:00	0.634	10.52	0.21
09/04/2011 11:00	0.645	10.52	0.21
09/04/2011 12:00	0.656	10.51	0.21
09/04/2011 13:00	0.669	10.53	0.21
09/04/2011 14:00	0.692	10.5	0.21
09/04/2011 15:00	0.704	10.51	0.21
09/04/2011 16:00	0.712	10.51	0.21
09/04/2011 17:00	0.707	10.51	0.21
09/04/2011 18:00	0.696	10.51	0.21
09/04/2011 19:00	0.674	10.52	0.21
09/04/2011 20:00	0.65	10.52	0.21
09/04/2011 21:00	0.632	10.52	0.21
09/04/2011 22:00	0.628	10.52	0.21
09/04/2011 23:00	0.639	10.52	0.21
10/04/2011 00:00	0.646	10.53	0.21
10/04/2011 01:00	0.662	10.52	0.21
10/04/2011 02:00	0.684	10.52	0.21
10/04/2011 03:00	0.7	10.49	0.21
10/04/2011 04:00	0.713	10.52	0.21
10/04/2011 05:00	0.711	10.51	0.21
10/04/2011 06:00	0.7	10.51	0.21
10/04/2011 07:00	0.679	10.51	0.21
10/04/2011 08:00	0.652	10.51	0.21
10/04/2011 09:00	0.629	10.53	0.21
10/04/2011 10:00	0.621	10.5	0.21
10/04/2011 11:00	0.625	10.5	0.21
10/04/2011 12:00	0.633	10.52	0.21
10/04/2011 13:00	0.649	10.52	0.21
10/04/2011 14:00	0.663	10.53	0.21
10/04/2011 15:00	0.682	10.51	0.21
10/04/2011 16:00	0.696	10.52	0.21
10/04/2011 17:00	0.703	10.53	0.21
10/04/2011 18:00	0.699	10.52	0.21
10/04/2011 19:00	0.681	10.52	0.21
10/04/2011 20:00	0.663	10.52	0.21
10/04/2011 21:00	0.64	10.52	0.21
10/04/2011 22:00	0.628	10.51	0.21
10/04/2011 23:00	0.621	10.51	0.21
11/04/2011 00:00	0.627	10.5	0.21
11/04/2011 01:00	0.64	10.51	0.21
11/04/2011 02:00	0.654	10.5	0.21
11/04/2011 03:00	0.672	10.51	0.21
11/04/2011 04:00	0.688	10.52	0.21
11/04/2011 05:00	0.702	10.52	0.21
11/04/2011 06:00	0.7	10.52	0.21
11/04/2011 07:00	0.69	10.52	0.21
11/04/2011 08:00	0.669	10.52	0.21
11/04/2011 09:00	0.648	10.51	0.21

11/04/2011 10:00	0.63	10.51	0.21
11/04/2011 11:00	0.628	10.5	0.21
11/04/2011 12:00	0.631	10.51	0.21
11/04/2011 13:00	0.639	10.49	0.21
11/04/2011 14:00	0.653	10.53	0.21
11/04/2011 15:00	0.672	10.49	0.21
11/04/2011 16:00	0.69	10.5	0.21
11/04/2011 17:00	0.707	10.53	0.21
11/04/2011 18:00	0.71	10.5	0.21
11/04/2011 19:00	0.699	10.52	0.21
11/04/2011 20:00	0.686	10.51	0.21
11/04/2011 21:00	0.667	10.52	0.21
11/04/2011 22:00	0.649	10.5	0.21
11/04/2011 23:00	0.636	10.5	0.21
12/04/2011 00:00	0.632	10.5	0.21
12/04/2011 01:00	0.633	10.51	0.21
12/04/2011 02:00	0.644	10.52	0.21
12/04/2011 03:00	0.665	10.51	0.21
12/04/2011 04:00	0.683	10.51	0.21
12/04/2011 05:00	0.701	10.51	0.21
12/04/2011 06:00	0.714	10.52	0.21
12/04/2011 07:00	0.72	10.51	0.21
12/04/2011 08:00	0.704	10.5	0.21
12/04/2011 09:00	0.69	10.5	0.21
12/04/2011 10:00	0.672	10.5	0.21
12/04/2011 11:00	0.661	10.52	0.21
12/04/2011 12:00	0.653	10.51	0.21
12/04/2011 13:00	0.652	10.51	0.21
12/04/2011 14:00	0.657	10.5	0.21
12/04/2011 15:00	0.669	10.51	0.21
12/04/2011 16:00	0.685	10.52	0.21
12/04/2011 17:00	0.7	10.51	0.21
12/04/2011 18:00	0.713	10.52	0.21
12/04/2011 19:00	0.717	10.5	0.21
12/04/2011 20:00	0.713	10.52	0.21
12/04/2011 21:00	0.692	10.52	0.21
12/04/2011 22:00	0.674	10.51	0.21
12/04/2011 23:00	0.654	10.49	0.21
13/04/2011 00:00	0.637	10.51	0.21
13/04/2011 01:00	0.624	10.51	0.21
13/04/2011 02:00	0.623	10.51	0.21
13/04/2011 03:00	0.63	10.51	0.21
13/04/2011 04:00	0.647	10.51	0.21
13/04/2011 05:00	0.662	10.5	0.21
13/04/2011 06:00	0.679	10.51	0.21
13/04/2011 07:00	0.694	10.5	0.21
13/04/2011 08:00	0.695	10.51	0.21
13/04/2011 09:00	0.689	10.51	0.21
13/04/2011 10:00	0.675	10.52	0.21
13/04/2011 11:00	0.659	10.51	0.21
13/04/2011 12:00	0.649	10.51	0.21
13/04/2011 13:00	0.637	10.51	0.21
13/04/2011 14:00	0.63	10.51	0.21
13/04/2011 15:00	0.633	10.51	0.21
13/04/2011 16:00	0.645	10.5	0.21
13/04/2011 17:00	0.66	10.5	0.21
13/04/2011 18:00	0.679	10.5	0.21
13/04/2011 19:00	0.69	10.51	0.21
13/04/2011 20:00	0.697	10.51	0.21

13/04/2011 21:00	0.699	10.5	0.21
13/04/2011 22:00	0.687	10.49	0.21
13/04/2011 23:00	0.668	10.51	0.21
14/04/2011 00:00	0.649	10.48	0.21
14/04/2011 01:00	0.626	10.48	0.21
14/04/2011 02:00	0.614	10.5	0.21
14/04/2011 03:00	0.614	10.49	0.21
14/04/2011 04:00	0.625	10.51	0.21
14/04/2011 05:00	0.64	10.51	0.21
14/04/2011 06:00	0.659	10.51	0.21
14/04/2011 07:00	0.681	10.5	0.21
14/04/2011 08:00	0.702	10.52	0.21
14/04/2011 09:00	0.706	10.51	0.21
14/04/2011 10:00	0.707	10.51	0.21
14/04/2011 11:00	0.692	10.5	0.21
14/04/2011 12:00	0.676	10.51	0.21
14/04/2011 13:00	0.657	10.49	0.21
14/04/2011 14:00	0.641	10.5	0.21
14/04/2011 15:00	0.635	10.52	0.21
14/04/2011 16:00	0.641	10.52	0.21
14/04/2011 17:00	0.655	10.51	0.21
14/04/2011 18:00	0.673	10.52	0.21
14/04/2011 19:00	0.692	10.52	0.21
14/04/2011 20:00	0.703	10.51	0.21
14/04/2011 21:00	0.71	10.5	0.21
14/04/2011 22:00	0.71	10.51	0.21
14/04/2011 23:00	0.698	10.51	0.21
15/04/2011 00:00	0.679	10.51	0.21
15/04/2011 01:00	0.657	10.5	0.21
15/04/2011 02:00	0.631	10.51	0.21
15/04/2011 03:00	0.614	10.51	0.21
15/04/2011 04:00	0.611	10.51	0.21
15/04/2011 05:00	0.617	10.5	0.21
15/04/2011 06:00	0.634	10.51	0.21
15/04/2011 07:00	0.655	10.5	0.21
15/04/2011 08:00	0.675	10.51	0.21
15/04/2011 09:00	0.695	10.51	0.21
15/04/2011 10:00	0.702	10.5	0.21
15/04/2011 11:00	0.698	10.5	0.21
15/04/2011 12:00	0.677	10.52	0.21
15/04/2011 13:00	0.656	10.51	0.21
15/04/2011 14:00	0.637	10.51	0.21
15/04/2011 15:00	0.615	10.51	0.21
15/04/2011 16:00	0.606	10.53	0.21
15/04/2011 17:00	0.612	10.49	0.21
15/04/2011 18:00	0.63	10.49	0.21
15/04/2011 19:00	0.653	10.51	0.21
15/04/2011 20:00	0.673	10.51	0.21
15/04/2011 21:00	0.692	10.5	0.21
15/04/2011 22:00	0.699	10.5	0.21
15/04/2011 23:00	0.7	10.51	0.21
16/04/2011 00:00	0.692	10.49	0.21
16/04/2011 01:00	0.667	10.5	0.21
16/04/2011 02:00	0.641	10.5	0.21
16/04/2011 03:00	0.613	10.5	0.21
16/04/2011 04:00	0.595	10.51	0.21
16/04/2011 05:00	0.597	10.5	0.21
16/04/2011 06:00	0.609	10.5	0.21
16/04/2011 07:00	0.634	10.51	0.21

16/04/2011 08:00	0.653	10.5	0.21
16/04/2011 09:00	0.676	10.51	0.21
16/04/2011 10:00	0.692	10.51	0.21
16/04/2011 11:00	0.699	10.52	0.21
16/04/2011 12:00	0.7	10.5	0.21
16/04/2011 13:00	0.684	10.51	0.21
16/04/2011 14:00	0.662	10.51	0.21
16/04/2011 15:00	0.636	10.5	0.21
16/04/2011 16:00	0.615	10.5	0.21
16/04/2011 17:00	0.609	10.5	0.21
16/04/2011 18:00	0.621	10.5	0.21
16/04/2011 19:00	0.647	10.51	0.21
16/04/2011 20:00	0.671	10.5	0.21
16/04/2011 21:00	0.696	10.51	0.21
16/04/2011 22:00	0.712	10.5	0.21
16/04/2011 23:00	0.713	10.51	0.21
17/04/2011 00:00	0.712	10.51	0.21
17/04/2011 01:00	0.697	10.5	0.21
17/04/2011 02:00	0.669	10.5	0.21
17/04/2011 03:00	0.638	10.48	0.21
17/04/2011 04:00	0.607	10.49	0.21
17/04/2011 05:00	0.597	10.5	0.21
17/04/2011 06:00	0.598	10.5	0.21
17/04/2011 07:00	0.615	10.49	0.21
17/04/2011 08:00	0.634	10.5	0.21
17/04/2011 09:00	0.652	10.5	0.21
17/04/2011 10:00	0.676	10.5	0.21
17/04/2011 11:00	0.69	10.51	0.21
17/04/2011 12:00	0.701	10.49	0.21
17/04/2011 13:00	0.694	10.5	0.21
17/04/2011 14:00	0.67	10.51	0.21
17/04/2011 15:00	0.648	10.5	0.21
17/04/2011 16:00	0.62	10.52	0.21
17/04/2011 17:00	0.6	10.51	0.21
17/04/2011 18:00	0.611	10.5	0.21
17/04/2011 19:00	0.631	10.5	0.21
17/04/2011 20:00	0.654	10.5	0.21
17/04/2011 21:00	0.677	10.51	0.21
17/04/2011 22:00	0.699	10.52	0.21
17/04/2011 23:00	0.717	10.51	0.21
18/04/2011 00:00	0.721	10.51	0.21
18/04/2011 01:00	0.713	10.49	0.21
18/04/2011 02:00	0.694	10.5	0.21
18/04/2011 03:00	0.662	10.49	0.21
18/04/2011 04:00	0.632	10.49	0.21
18/04/2011 05:00	0.604	10.51	0.21
18/04/2011 06:00	0.587	10.49	0.21
18/04/2011 07:00	0.598	10.5	0.21
18/04/2011 08:00	0.618	10.5	0.21
18/04/2011 09:00	0.633	10.49	0.21
18/04/2011 10:00	0.652	10.5	0.21
18/04/2011 11:00	0.684	10.49	0.21
18/04/2011 12:00	0.694	10.51	0.21
18/04/2011 13:00	0.702	10.5	0.21
18/04/2011 14:00	0.688	10.5	0.21
18/04/2011 15:00	0.663	10.51	0.21
18/04/2011 16:00	0.637	10.49	0.21
18/04/2011 17:00	0.614	10.51	0.21
18/04/2011 18:00	0.606	10.51	0.21

18/04/2011 19:00	0.612	10.48	0.21
18/04/2011 20:00	0.635	10.52	0.21
18/04/2011 21:00	0.657	10.53	0.21
18/04/2011 22:00	0.679	10.52	0.21
18/04/2011 23:00	0.704	10.51	0.21
19/04/2011 00:00	0.718	10.51	0.21
19/04/2011 01:00	0.72	10.54	0.21
19/04/2011 02:00	0.717	10.51	0.21
19/04/2011 03:00	0.688	10.5	0.21
19/04/2011 04:00	0.657	10.52	0.21
19/04/2011 05:00	0.624	10.5	0.21
19/04/2011 06:00	0.594	10.48	0.21
19/04/2011 07:00	0.582	10.51	0.21
19/04/2011 08:00	0.597	10.51	0.21
19/04/2011 09:00	0.613	10.51	0.21
19/04/2011 10:00	0.633	10.52	0.21
19/04/2011 11:00	0.658	10.51	0.21
19/04/2011 12:00	0.681	10.5	0.21
19/04/2011 13:00	0.695	10.51	0.21
19/04/2011 14:00	0.696	10.52	0.21
19/04/2011 15:00	0.68	10.51	0.21
19/04/2011 16:00	0.655	10.5	0.21
19/04/2011 17:00	0.635	10.52	0.21
19/04/2011 18:00	0.609	10.5	0.21
19/04/2011 19:00	0.597	10.49	0.21
19/04/2011 20:00	0.615	10.51	0.21
19/04/2011 21:00	0.637	10.5	0.21
19/04/2011 22:00	0.665	10.5	0.21
19/04/2011 23:00	0.69	10.51	0.21
20/04/2011 00:00	0.713	10.51	0.21
20/04/2011 01:00	0.728	10.51	0.21
20/04/2011 02:00	0.729	10.52	0.21
20/04/2011 03:00	0.72	10.52	0.21
20/04/2011 04:00	0.69	10.51	0.21
20/04/2011 05:00	0.662	10.52	0.21
20/04/2011 06:00	0.631	10.5	0.21
20/04/2011 07:00	0.604	10.52	0.21
20/04/2011 08:00	0.599	10.52	0.21
20/04/2011 09:00	0.607	10.51	0.21
20/04/2011 10:00	0.628	10.49	0.21
20/04/2011 11:00	0.65	10.52	0.21
20/04/2011 12:00	0.688	10.52	0.21
20/04/2011 13:00	0.702	10.49	0.21
20/04/2011 14:00	0.705	10.51	0.21
20/04/2011 15:00	0.701	10.51	0.21
20/04/2011 16:00	0.685	10.51	0.21
20/04/2011 17:00	0.654	10.5	0.21
20/04/2011 18:00	0.626	10.5	0.21
20/04/2011 19:00	0.605	10.5	0.21
20/04/2011 20:00	0.595	10.48	0.21
20/04/2011 21:00	0.609	10.5	0.21
20/04/2011 22:00	0.628	10.52	0.21
20/04/2011 23:00	0.654	10.52	0.21
21/04/2011 00:00	0.682	10.53	0.21
21/04/2011 01:00	0.705	10.51	0.21
21/04/2011 02:00	0.716	10.53	0.21
21/04/2011 03:00	0.721	10.51	0.21
21/04/2011 04:00	0.704	10.51	0.21
21/04/2011 05:00	0.675	10.48	0.21

21/04/2011 06:00	0.649	10.49	0.21
21/04/2011 07:00	0.62	10.52	0.21
21/04/2011 08:00	0.599	10.52	0.21
21/04/2011 09:00	0.6	10.51	0.21
21/04/2011 10:00	0.619	10.51	0.21
21/04/2011 11:00	0.634	10.51	0.21
21/04/2011 12:00	0.66	10.52	0.21
21/04/2011 13:00	0.683	10.49	0.21
21/04/2011 14:00	0.695	10.5	0.21
21/04/2011 15:00	0.706	10.5	0.21
21/04/2011 16:00	0.696	10.5	0.21
21/04/2011 17:00	0.673	10.5	0.21
21/04/2011 18:00	0.652	10.5	0.21
21/04/2011 19:00	0.626	10.5	0.21
21/04/2011 20:00	0.602	10.51	0.21
21/04/2011 21:00	0.601	10.5	0.21
21/04/2011 22:00	0.621	10.51	0.21
21/04/2011 23:00	0.639	10.51	0.21
22/04/2011 00:00	0.664	10.5	0.21
22/04/2011 01:00	0.69	10.51	0.21
22/04/2011 02:00	0.71	10.5	0.21
22/04/2011 03:00	0.723	10.51	0.21
22/04/2011 04:00	0.72	10.51	0.21
22/04/2011 05:00	0.698	10.52	0.21
22/04/2011 06:00	0.676	10.51	0.21
22/04/2011 07:00	0.649	10.5	0.21
22/04/2011 08:00	0.621	10.5	0.21
22/04/2011 09:00	0.606	10.49	0.21
22/04/2011 10:00	0.608	10.5	0.21
22/04/2011 11:00	0.625	10.5	0.21
22/04/2011 12:00	0.641	10.49	0.21
22/04/2011 13:00	0.663	10.49	0.21
22/04/2011 14:00	0.682	10.5	0.21
22/04/2011 15:00	0.696	10.5	0.21
22/04/2011 16:00	0.701	10.51	0.21
22/04/2011 17:00	0.685	10.5	0.21
22/04/2011 18:00	0.666	10.51	0.21
22/04/2011 19:00	0.637	10.5	0.21
22/04/2011 20:00	0.618	10.51	0.21
22/04/2011 21:00	0.6	10.5	0.21
22/04/2011 22:00	0.6	10.5	0.21
22/04/2011 23:00	0.611	10.5	0.21
23/04/2011 00:00	0.628	10.5	0.21
23/04/2011 01:00	0.653	10.5	0.21
23/04/2011 02:00	0.678	10.5	0.21
23/04/2011 03:00	0.695	10.51	0.21
23/04/2011 04:00	0.703	10.52	0.21
23/04/2011 05:00	0.704	10.51	0.21
23/04/2011 06:00	0.686	10.5	0.21
23/04/2011 07:00	0.662	10.51	0.21
23/04/2011 08:00	0.633	10.54	0.21
23/04/2011 09:00	0.608	10.49	0.21
23/04/2011 10:00	0.6	10.49	0.21
23/04/2011 11:00	0.611	10.5	0.21
23/04/2011 12:00	0.629	10.51	0.21
23/04/2011 13:00	0.645	10.5	0.21
23/04/2011 14:00	0.667	10.49	0.21
23/04/2011 15:00	0.689	10.5	0.21
23/04/2011 16:00	0.695	10.48	0.21

23/04/2011 17:00	0.695	10.5	0.21
23/04/2011 18:00	0.68	10.51	0.21
23/04/2011 19:00	0.658	10.5	0.21
23/04/2011 20:00	0.635	10.51	0.21
23/04/2011 21:00	0.608	10.51	0.21
23/04/2011 22:00	0.596	10.5	0.21
23/04/2011 23:00	0.597	10.51	0.21
24/04/2011 00:00	0.61	10.49	0.21
24/04/2011 01:00	0.628	10.5	0.21
24/04/2011 02:00	0.647	10.49	0.21
24/04/2011 03:00	0.67	10.49	0.21
24/04/2011 04:00	0.691	10.5	0.21
24/04/2011 05:00	0.704	10.49	0.21
24/04/2011 06:00	0.698	10.5	0.21
24/04/2011 07:00	0.681	10.49	0.21
24/04/2011 08:00	0.656	10.5	0.21
24/04/2011 09:00	0.635	10.5	0.21
24/04/2011 10:00	0.622	10.49	0.21
24/04/2011 11:00	0.617	10.49	0.21
24/04/2011 12:00	0.628	10.5	0.21
24/04/2011 13:00	0.642	10.48	0.21
24/04/2011 14:00	0.656	10.49	0.21
24/04/2011 15:00	0.677	10.49	0.21
24/04/2011 16:00	0.694	10.49	0.21
24/04/2011 17:00	0.703	10.5	0.21
24/04/2011 18:00	0.698	10.51	0.21
24/04/2011 19:00	0.685	10.5	0.21
24/04/2011 20:00	0.66	10.49	0.21
24/04/2011 21:00	0.633	10.51	0.21
24/04/2011 22:00	0.616	10.49	0.21
24/04/2011 23:00	0.603	10.48	0.21
25/04/2011 00:00	0.604	10.5	0.21
25/04/2011 01:00	0.609	10.5	0.21
25/04/2011 02:00	0.624	10.49	0.21
25/04/2011 03:00	0.641	10.49	0.21
25/04/2011 04:00	0.663	10.49	0.21
25/04/2011 05:00	0.686	10.48	0.21
25/04/2011 06:00	0.698	10.5	0.21
25/04/2011 07:00	0.691	10.49	0.21
25/04/2011 08:00	0.676	10.5	0.21
25/04/2011 09:00	0.658	10.5	0.21
25/04/2011 10:00	0.64	10.5	0.21
25/04/2011 11:00	0.627	10.51	0.21
25/04/2011 12:00	0.62	10.5	0.21
25/04/2011 13:00	0.627	10.49	0.21
25/04/2011 14:00	0.634	10.48	0.21
25/04/2011 15:00	0.65	10.48	0.21
25/04/2011 16:00	0.662	10.52	0.21
25/04/2011 17:00	0.677	10.5	0.21
25/04/2011 18:00	0.687	10.49	0.21
25/04/2011 19:00	0.689	10.48	0.21
25/04/2011 20:00	0.675	10.48	0.21
25/04/2011 21:00	0.656	10.49	0.21
25/04/2011 22:00	0.638	10.49	0.21
25/04/2011 23:00	0.617	10.49	0.21
26/04/2011 00:00	0.606	10.49	0.21
26/04/2011 01:00	0.6	10.48	0.21
26/04/2011 02:00	0.61	10.49	0.21
26/04/2011 03:00	0.616	10.5	0.21

26/04/2011 04:00	0.636	10.49	0.21
26/04/2011 05:00	0.659	10.49	0.21
26/04/2011 06:00	0.675	10.48	0.21
26/04/2011 07:00	0.686	10.5	0.21
26/04/2011 08:00	0.686	10.5	0.21
26/04/2011 09:00	0.677	10.49	0.21
26/04/2011 10:00	0.66	10.49	0.21
26/04/2011 11:00	0.644	10.48	0.21
26/04/2011 12:00	0.63	10.49	0.21
26/04/2011 13:00	0.623	10.49	0.21
26/04/2011 14:00	0.629	10.49	0.21
26/04/2011 15:00	0.637	10.49	0.21
26/04/2011 16:00	0.651	10.48	0.21
26/04/2011 17:00	0.667	10.49	0.21
26/04/2011 18:00	0.682	10.49	0.21
26/04/2011 19:00	0.688	10.49	0.21
26/04/2011 20:00	0.687	10.5	0.21
26/04/2011 21:00	0.677	10.49	0.21
26/04/2011 22:00	0.662	10.5	0.21
26/04/2011 23:00	0.643	10.48	0.21
27/04/2011 00:00	0.628	10.46	0.21
27/04/2011 01:00	0.61	10.48	0.21
27/04/2011 02:00	0.601	10.51	0.21
27/04/2011 03:00	0.601	10.49	0.21
27/04/2011 04:00	0.615	10.49	0.21
27/04/2011 05:00	0.628	10.49	0.21
27/04/2011 06:00	0.645	10.5	0.21
27/04/2011 07:00	0.666	10.47	0.21
27/04/2011 08:00	0.682	10.48	0.21
27/04/2011 09:00	0.683	10.47	0.21
27/04/2011 10:00	0.677	10.48	0.21
27/04/2011 11:00	0.666	10.48	0.21
27/04/2011 12:00	0.65	10.48	0.21
27/04/2011 13:00	0.635	10.48	0.21
27/04/2011 14:00	0.622	10.48	0.21
27/04/2011 15:00	0.624	10.5	0.21
27/04/2011 16:00	0.639	10.47	0.21
27/04/2011 17:00	0.646	10.48	0.21
27/04/2011 18:00	0.666	10.48	0.21
27/04/2011 19:00	0.68	10.49	0.21
27/04/2011 20:00	0.693	10.48	0.21
27/04/2011 21:00	0.691	10.5	0.21
27/04/2011 22:00	0.684	10.49	0.21
27/04/2011 23:00	0.672	10.48	0.21
28/04/2011 00:00	0.649	10.47	0.21
28/04/2011 01:00	0.631	10.48	0.21
28/04/2011 02:00	0.615	10.47	0.21
28/04/2011 03:00	0.607	10.49	0.21
28/04/2011 04:00	0.608	10.5	0.21
28/04/2011 05:00	0.615	10.47	0.21
28/04/2011 06:00	0.636	10.49	0.21
28/04/2011 07:00	0.654	10.48	0.21
28/04/2011 08:00	0.671	10.48	0.21
28/04/2011 09:00	0.689	10.48	0.21
28/04/2011 10:00	0.691	10.49	0.21
28/04/2011 11:00	0.687	10.49	0.21
28/04/2011 12:00	0.674	10.48	0.21
28/04/2011 13:00	0.658	10.49	0.21
28/04/2011 14:00	0.637	10.48	0.21

28/04/2011 15:00	0.631	10.49	0.21
28/04/2011 16:00	0.637	10.49	0.21
28/04/2011 17:00	0.651	10.5	0.21
28/04/2011 18:00	0.665	10.49	0.21
28/04/2011 19:00	0.682	10.49	0.21
28/04/2011 20:00	0.697	10.47	0.21
28/04/2011 21:00	0.703	10.48	0.21
28/04/2011 22:00	0.704	10.48	0.21
28/04/2011 23:00	0.695	10.49	0.21
29/04/2011 00:00	0.68	10.47	0.21
29/04/2011 01:00	0.663	10.48	0.21
29/04/2011 02:00	0.636	10.49	0.21
29/04/2011 03:00	0.621	10.49	0.21
29/04/2011 04:00	0.612	10.48	0.21
29/04/2011 05:00	0.616	10.48	0.21
29/04/2011 06:00	0.626	10.49	0.21
29/04/2011 07:00	0.643	10.48	0.21
29/04/2011 08:00	0.658	10.47	0.21
29/04/2011 09:00	0.675	10.48	0.21
29/04/2011 10:00	0.681	10.49	0.21
29/04/2011 11:00	0.683	10.47	0.21
29/04/2011 12:00	0.677	10.49	0.21
29/04/2011 13:00	0.665	10.48	0.21
29/04/2011 14:00	0.651	10.49	0.21
29/04/2011 15:00	0.634	10.48	0.21
29/04/2011 16:00	0.626	10.48	0.21
29/04/2011 17:00	0.633	10.48	0.21
29/04/2011 18:00	0.646	10.47	0.21
29/04/2011 19:00	0.665	10.48	0.21
29/04/2011 20:00	0.683	10.47	0.21
29/04/2011 21:00	0.697	10.49	0.21
29/04/2011 22:00	0.708	10.47	0.21
29/04/2011 23:00	0.705	10.49	0.21
30/04/2011 00:00	0.696	10.48	0.21
30/04/2011 01:00	0.675	10.48	0.21
30/04/2011 02:00	0.658	10.48	0.21
30/04/2011 03:00	0.632	10.47	0.21
30/04/2011 04:00	0.617	10.47	0.21
30/04/2011 05:00	0.61	10.47	0.21
30/04/2011 06:00	0.62	10.48	0.21
30/04/2011 07:00	0.63	10.49	0.21
30/04/2011 08:00	0.648	10.47	0.21
30/04/2011 09:00	0.663	10.48	0.21
30/04/2011 10:00	0.68	10.47	0.21
30/04/2011 11:00	0.692	10.48	0.21
30/04/2011 12:00	0.689	10.48	0.21
30/04/2011 13:00	0.672	10.45	0.21
30/04/2011 14:00	0.655	10.47	0.21
30/04/2011 15:00	0.637	10.48	0.21
30/04/2011 16:00	0.622	10.47	0.21
30/04/2011 17:00	0.62	10.48	0.21
30/04/2011 18:00	0.63	10.5	0.21
30/04/2011 19:00	0.65	10.48	0.21
30/04/2011 20:00	0.671	10.48	0.21
30/04/2011 21:00	0.687	10.48	0.21
30/04/2011 22:00	0.697	10.49	0.21
30/04/2011 23:00	0.708	10.47	0.21
01/05/2011 00:00	0.705	10.46	0.21
01/05/2011 01:00	0.687	10.48	0.21

01/05/2011 02:00	0.667	10.48	0.21
01/05/2011 03:00	0.645	10.48	0.21
01/05/2011 04:00	0.624	10.45	0.21
01/05/2011 05:00	0.612	10.47	0.21
01/05/2011 06:00	0.611	10.47	0.21
01/05/2011 07:00	0.622	10.46	0.21
01/05/2011 08:00	0.632	10.46	0.21
01/05/2011 09:00	0.65	10.48	0.21
01/05/2011 10:00	0.669	10.48	0.21
01/05/2011 11:00	0.687	10.47	0.21
01/05/2011 12:00	0.692	10.48	0.21
01/05/2011 13:00	0.683	10.47	0.21
01/05/2011 14:00	0.666	10.47	0.21
01/05/2011 15:00	0.645	10.49	0.21
01/05/2011 16:00	0.624	10.45	0.21
01/05/2011 17:00	0.611	10.47	0.21
01/05/2011 18:00	0.615	10.47	0.21
01/05/2011 19:00	0.635	10.47	0.21
01/05/2011 20:00	0.65	10.47	0.21
01/05/2011 21:00	0.674	10.45	0.21
01/05/2011 22:00	0.691	10.47	0.21
01/05/2011 23:00	0.705	10.46	0.21
02/05/2011 00:00	0.71	10.46	0.21
02/05/2011 01:00	0.702	10.46	0.21
02/05/2011 02:00	0.684	10.47	0.21
02/05/2011 03:00	0.66	10.48	0.21
02/05/2011 04:00	0.637	10.48	0.21
02/05/2011 05:00	0.614	10.47	0.21
02/05/2011 06:00	0.604	10.46	0.21
02/05/2011 07:00	0.613	10.47	0.21
02/05/2011 08:00	0.623	10.48	0.21
02/05/2011 09:00	0.64	10.47	0.21
02/05/2011 10:00	0.658	10.5	0.21
02/05/2011 11:00	0.676	10.46	0.21
02/05/2011 12:00	0.685	10.46	0.21
02/05/2011 13:00	0.687	10.48	0.21
02/05/2011 14:00	0.672	10.47	0.21
02/05/2011 15:00	0.648	10.46	0.21
02/05/2011 16:00	0.63	10.48	0.21
02/05/2011 17:00	0.613	10.46	0.21
02/05/2011 18:00	0.607	10.47	0.21
02/05/2011 19:00	0.617	10.47	0.21
02/05/2011 20:00	0.637	10.47	0.21
02/05/2011 21:00	0.657	10.47	0.21
02/05/2011 22:00	0.677	10.47	0.21
02/05/2011 23:00	0.694	10.46	0.21
03/05/2011 00:00	0.7	10.48	0.21
03/05/2011 01:00	0.701	10.48	0.21
03/05/2011 02:00	0.688	10.46	0.21
03/05/2011 03:00	0.665	10.47	0.21
03/05/2011 04:00	0.638	10.46	0.21
03/05/2011 05:00	0.613	10.47	0.21
03/05/2011 06:00	0.595	10.47	0.21
03/05/2011 07:00	0.597	10.48	0.21
03/05/2011 08:00	0.609	10.47	0.21
03/05/2011 09:00	0.626	10.47	0.21
03/05/2011 10:00	0.643	10.47	0.21
03/05/2011 11:00	0.667	10.45	0.21
03/05/2011 12:00	0.679	10.46	0.21

03/05/2011 13:00	0.682	10.47	0.21
03/05/2011 14:00	0.676	10.46	0.21
03/05/2011 15:00	0.656	10.48	0.21
03/05/2011 16:00	0.629	10.47	0.21
03/05/2011 17:00	0.609	10.47	0.21
03/05/2011 18:00	0.59	10.47	0.21
03/05/2011 19:00	0.598	10.47	0.21
03/05/2011 20:00	0.611	10.46	0.21
03/05/2011 21:00	0.634	10.47	0.21
03/05/2011 22:00	0.654	10.47	0.21
03/05/2011 23:00	0.677	10.46	0.21
04/05/2011 00:00	0.691	10.47	0.21
04/05/2011 01:00	0.7	10.47	0.21
04/05/2011 02:00	0.696	10.46	0.21
04/05/2011 03:00	0.675	10.48	0.21
04/05/2011 04:00	0.65	10.46	0.21
04/05/2011 05:00	0.627	10.46	0.21
04/05/2011 06:00	0.605	10.47	0.21
04/05/2011 07:00	0.598	10.48	0.21
04/05/2011 08:00	0.603	10.46	0.21
04/05/2011 09:00	0.614	10.46	0.21
04/05/2011 10:00	0.632	10.48	0.21
04/05/2011 11:00	0.653	10.46	0.21
04/05/2011 12:00	0.672	10.47	0.21
04/05/2011 13:00	0.682	10.46	0.21
04/05/2011 14:00	0.681	10.47	0.21
04/05/2011 15:00	0.669	10.47	0.21
04/05/2011 16:00	0.651	10.46	0.21
04/05/2011 17:00	0.622	10.45	0.21
04/05/2011 18:00	0.596	10.46	0.21
04/05/2011 19:00	0.592	10.46	0.21
04/05/2011 20:00	0.598	10.47	0.21
04/05/2011 21:00	0.613	10.46	0.21
04/05/2011 22:00	0.637	10.47	0.21
04/05/2011 23:00	0.653	10.47	0.21
05/05/2011 00:00	0.675	10.45	0.21
05/05/2011 01:00	0.686	10.48	0.21
05/05/2011 02:00	0.69	10.46	0.21
05/05/2011 03:00	0.678	10.46	0.21
05/05/2011 04:00	0.655	10.46	0.21
05/05/2011 05:00	0.634	10.47	0.21
05/05/2011 06:00	0.605	10.45	0.21
05/05/2011 07:00	0.586	10.46	0.21
05/05/2011 08:00	0.588	10.45	0.21
05/05/2011 09:00	0.597	10.46	0.21
05/05/2011 10:00	0.608	10.45	0.21
05/05/2011 11:00	0.631	10.46	0.21
05/05/2011 12:00	0.65	10.46	0.21
05/05/2011 13:00	0.667	10.46	0.21
05/05/2011 14:00	0.673	10.46	0.21
05/05/2011 15:00	0.666	10.46	0.21
05/05/2011 16:00	0.648	10.46	0.21
05/05/2011 17:00	0.628	10.46	0.21
05/05/2011 18:00	0.604	10.46	0.21
05/05/2011 19:00	0.586	10.46	0.21
05/05/2011 20:00	0.582	10.46	0.21
05/05/2011 21:00	0.59	10.45	0.21
05/05/2011 22:00	0.608	10.45	0.21
05/05/2011 23:00	0.625	10.48	0.21

06/05/2011 00:00	0.649	10.47	0.21
06/05/2011 01:00	0.667	10.47	0.21
06/05/2011 02:00	0.677	10.44	0.21
06/05/2011 03:00	0.678	10.48	0.21
06/05/2011 04:00	0.661	10.47	0.21
06/05/2011 05:00	0.637	10.45	0.21
06/05/2011 06:00	0.613	10.45	0.21
06/05/2011 07:00	0.591	10.47	0.21
06/05/2011 08:00	0.578	10.46	0.21
06/05/2011 09:00	0.581	10.46	0.21
06/05/2011 10:00	0.599	10.46	0.21
06/05/2011 11:00	0.616	10.47	0.21
06/05/2011 12:00	0.637	10.45	0.21
06/05/2011 13:00	0.657	10.45	0.21
06/05/2011 14:00	0.662	10.44	0.21
06/05/2011 15:00	0.665	10.46	0.21
06/05/2011 16:00	0.656	10.47	0.21
06/05/2011 17:00	0.633	10.46	0.21
06/05/2011 18:00	0.608	10.47	0.21
06/05/2011 19:00	0.594	10.45	0.21
06/05/2011 20:00	0.58	10.46	0.21
06/05/2011 21:00	0.584	10.46	0.21
06/05/2011 22:00	0.598	10.47	0.21
06/05/2011 23:00	0.616	10.45	0.21
07/05/2011 00:00	0.635	10.47	0.21
07/05/2011 01:00	0.655	10.46	0.21
07/05/2011 02:00	0.674	10.46	0.21
07/05/2011 03:00	0.681	10.46	0.21
07/05/2011 04:00	0.675	10.46	0.21
07/05/2011 05:00	0.651	10.45	0.21
07/05/2011 06:00	0.63	10.46	0.21
07/05/2011 07:00	0.608	10.46	0.21
07/05/2011 08:00	0.588	10.45	0.21
07/05/2011 09:00	0.582	10.45	0.21
07/05/2011 10:00	0.599	10.47	0.21
07/05/2011 11:00	0.612	10.47	0.21
07/05/2011 12:00	0.636	10.46	0.21
07/05/2011 13:00	0.654	10.46	0.21
07/05/2011 14:00	0.665	10.44	0.21
07/05/2011 15:00	0.676	10.46	0.21
07/05/2011 16:00	0.672	10.46	0.21
07/05/2011 17:00	0.656	10.46	0.21
07/05/2011 18:00	0.634	10.45	0.21
07/05/2011 19:00	0.61	10.46	0.21
07/05/2011 20:00	0.585	10.45	0.21
07/05/2011 21:00	0.583	10.47	0.21
07/05/2011 22:00	0.593	10.45	0.21
07/05/2011 23:00	0.601	10.45	0.21
08/05/2011 00:00	0.622	10.46	0.21
08/05/2011 01:00	0.642	10.46	0.21
08/05/2011 02:00	0.665	10.45	0.21
08/05/2011 03:00	0.681	10.45	0.21
08/05/2011 04:00	0.686	10.44	0.21
08/05/2011 05:00	0.67	10.47	0.21
08/05/2011 06:00	0.644	10.45	0.21
08/05/2011 07:00	0.621	10.45	0.21
08/05/2011 08:00	0.604	10.44	0.21
08/05/2011 09:00	0.589	10.45	0.21
08/05/2011 10:00	0.586	10.46	0.21

08/05/2011 11:00	0.59	10.47	0.21
08/05/2011 12:00	0.61	10.46	0.21
08/05/2011 13:00	0.623	10.45	0.21
08/05/2011 14:00	0.638	10.45	0.21
08/05/2011 15:00	0.647	10.45	0.21
08/05/2011 16:00	0.653	10.44	0.21
08/05/2011 17:00	0.638	10.46	0.21
08/05/2011 18:00	0.621	10.44	0.21
08/05/2011 19:00	0.606	10.46	0.21
08/05/2011 20:00	0.582	10.46	0.21
08/05/2011 21:00	0.566	10.44	0.21
08/05/2011 22:00	0.564	10.46	0.21
08/05/2011 23:00	0.571	10.46	0.21
09/05/2011 00:00	0.585	10.44	0.21
09/05/2011 01:00	0.607	10.44	0.21
09/05/2011 02:00	0.628	10.46	0.21
09/05/2011 03:00	0.643	10.45	0.21
09/05/2011 04:00	0.661	10.45	0.21
09/05/2011 05:00	0.662	10.45	0.22
09/05/2011 06:00	0.648	10.45	0.22
09/05/2011 07:00	0.625	10.46	0.22
09/05/2011 08:00	0.6	10.47	0.22
09/05/2011 09:00	0.584	10.46	0.22
09/05/2011 10:00	0.581	10.45	0.22
09/05/2011 11:00	0.59	10.45	0.22
09/05/2011 12:00	0.604	10.45	0.22
09/05/2011 13:00	0.623	10.46	0.22
09/05/2011 14:00	0.643	10.45	0.22
09/05/2011 15:00	0.659	10.45	0.22
09/05/2011 16:00	0.665	10.45	0.22
09/05/2011 17:00	0.664	10.47	0.22
09/05/2011 18:00	0.659	10.48	0.22
09/05/2011 19:00	0.643	10.51	0.22
09/05/2011 20:00	0.621	10.49	0.22
09/05/2011 21:00	0.598	10.49	0.22
09/05/2011 22:00	0.583	10.53	0.22
09/05/2011 23:00	0.579	10.51	0.22
10/05/2011 00:00	0.587	10.5	0.22
10/05/2011 01:00	0.603	10.49	0.22
10/05/2011 02:00	0.623	10.52	0.22
10/05/2011 03:00	0.644	10.48	0.22
10/05/2011 04:00	0.663	10.51	0.22
10/05/2011 05:00	0.677	10.5	0.22
10/05/2011 06:00	0.674	10.49	0.22
10/05/2011 07:00	0.657	10.48	0.22
10/05/2011 08:00	0.626	10.49	0.22
10/05/2011 09:00	0.604	10.46	0.22
10/05/2011 10:00	0.595	10.48	0.22
10/05/2011 11:00	0.595	10.5	0.22
10/05/2011 12:00	0.604	10.48	0.22
10/05/2011 13:00	0.611	10.46	0.22
10/05/2011 14:00	0.621	10.5	0.22
10/05/2011 15:00	0.639	10.48	0.22
10/05/2011 16:00	0.651	10.49	0.22
10/05/2011 17:00	0.657	10.46	0.22
10/05/2011 18:00	0.66	10.46	0.22
10/05/2011 19:00	0.652	10.47	0.22
10/05/2011 20:00	0.63	10.46	0.22
10/05/2011 21:00	0.608	10.47	0.22

10/05/2011 22:00	0.586	10.45	0.22
10/05/2011 23:00	0.572	10.46	0.22
11/05/2011 00:00	0.566	10.45	0.22
11/05/2011 01:00	0.574	10.46	0.22
11/05/2011 02:00	0.585	10.5	0.22
11/05/2011 03:00	0.605	10.49	0.22
11/05/2011 04:00	0.626	10.48	0.22
11/05/2011 05:00	0.646	10.5	0.22
11/05/2011 06:00	0.659	10.51	0.22
11/05/2011 07:00	0.655	10.51	0.22
11/05/2011 08:00	0.639	10.49	0.22
11/05/2011 09:00	0.623	10.49	0.22
11/05/2011 10:00	0.608	10.47	0.22
11/05/2011 11:00	0.599	10.48	0.22
11/05/2011 12:00	0.604	10.5	0.22
11/05/2011 13:00	0.609	10.49	0.22
11/05/2011 14:00	0.618	10.49	0.22
11/05/2011 15:00	0.634	10.48	0.22
11/05/2011 16:00	0.655	10.49	0.22
11/05/2011 17:00	0.674	10.48	0.22
11/05/2011 18:00	0.673	10.5	0.22
11/05/2011 19:00	0.678	10.48	0.22
11/05/2011 20:00	0.664	10.46	0.22
11/05/2011 21:00	0.645	10.5	0.22
11/05/2011 22:00	0.624	10.49	0.22
11/05/2011 23:00	0.604	10.49	0.22
12/05/2011 00:00	0.588	10.49	0.22
12/05/2011 01:00	0.577	10.49	0.22
12/05/2011 02:00	0.577	10.5	0.22
12/05/2011 03:00	0.592	10.52	0.22
12/05/2011 04:00	0.608	10.51	0.22
12/05/2011 05:00	0.629	10.49	0.22
12/05/2011 06:00	0.647	10.49	0.22
12/05/2011 07:00	0.66	10.49	0.22
12/05/2011 08:00	0.652	10.49	0.22
12/05/2011 09:00	0.644	10.46	0.22
12/05/2011 10:00	0.63	10.48	0.22
12/05/2011 11:00	0.611	10.45	0.22
12/05/2011 12:00	0.6	10.45	0.22
12/05/2011 13:00	0.59	10.47	0.22
12/05/2011 14:00	0.596	10.45	0.22
12/05/2011 15:00	0.604	10.46	0.22
12/05/2011 16:00	0.623	10.46	0.22
12/05/2011 17:00	0.636	10.49	0.22
12/05/2011 18:00	0.657	10.47	0.22
12/05/2011 19:00	0.665	10.47	0.22
12/05/2011 20:00	0.67	10.45	0.22
12/05/2011 21:00	0.66	10.46	0.22
12/05/2011 22:00	0.64	10.46	0.22
12/05/2011 23:00	0.623	10.48	0.22
13/05/2011 00:00	0.594	10.44	0.22
13/05/2011 01:00	0.575	10.47	0.22
13/05/2011 02:00	0.57	10.48	0.22
13/05/2011 03:00	0.573	10.47	0.22
13/05/2011 04:00	0.583	10.45	0.22
13/05/2011 05:00	0.602	10.47	0.22
13/05/2011 06:00	0.625	10.49	0.22
13/05/2011 07:00	0.64	10.48	0.22
13/05/2011 08:00	0.651	10.47	0.22

13/05/2011 09:00	0.656	10.46	0.22
13/05/2011 10:00	0.65	10.45	0.22
13/05/2011 11:00	0.639	10.45	0.22
13/05/2011 12:00	0.623	10.46	0.22
13/05/2011 13:00	0.605	10.45	0.22
13/05/2011 14:00	0.589	10.47	0.22
13/05/2011 15:00	0.585	10.46	0.22
13/05/2011 16:00	0.596	10.46	0.22
13/05/2011 17:00	0.613	10.46	0.22
13/05/2011 18:00	0.633	10.45	0.22
13/05/2011 19:00	0.652	10.46	0.22
13/05/2011 20:00	0.661	10.45	0.22
13/05/2011 21:00	0.668	10.46	0.22
13/05/2011 22:00	0.659	10.44	0.22
13/05/2011 23:00	0.642	10.46	0.22
14/05/2011 00:00	0.618	10.44	0.22
14/05/2011 01:00	0.594	10.45	0.22
14/05/2011 02:00	0.572	10.45	0.22
14/05/2011 03:00	0.565	10.45	0.22
14/05/2011 04:00	0.568	10.45	0.22
14/05/2011 05:00	0.582	10.43	0.22
14/05/2011 06:00	0.6	10.44	0.22
14/05/2011 07:00	0.617	10.45	0.22
14/05/2011 08:00	0.631	10.43	0.22
14/05/2011 09:00	0.648	10.45	0.22
14/05/2011 10:00	0.653	10.45	0.22
14/05/2011 11:00	0.646	10.46	0.22
14/05/2011 12:00	0.635	10.43	0.22
14/05/2011 13:00	0.616	10.44	0.22
14/05/2011 14:00	0.6	10.45	0.22
14/05/2011 15:00	0.583	10.44	0.22
14/05/2011 16:00	0.589	10.46	0.22
14/05/2011 17:00	0.603	10.45	0.22
14/05/2011 18:00	0.623	10.48	0.23
14/05/2011 19:00	0.64	10.45	0.23
14/05/2011 20:00	0.664	10.45	0.23
14/05/2011 21:00	0.675	10.45	0.23
14/05/2011 22:00	0.676	10.46	0.23
14/05/2011 23:00	0.672	10.47	0.23
15/05/2011 00:00	0.648	10.46	0.23
15/05/2011 01:00	0.623	10.48	0.23
15/05/2011 02:00	0.597	10.48	0.23
15/05/2011 03:00	0.572	10.45	0.23
15/05/2011 04:00	0.558	10.47	0.23
15/05/2011 05:00	0.567	10.44	0.23
15/05/2011 06:00	0.586	10.45	0.23
15/05/2011 07:00	0.599	10.45	0.23
15/05/2011 08:00	0.615	10.49	0.23
15/05/2011 09:00	0.638	10.45	0.23
15/05/2011 10:00	0.65	10.48	0.23
15/05/2011 11:00	0.662	10.48	0.23
15/05/2011 12:00	0.657	10.45	0.23
15/05/2011 13:00	0.633	10.47	0.23
15/05/2011 14:00	0.615	10.48	0.23
15/05/2011 15:00	0.59	10.47	0.23
15/05/2011 16:00	0.573	10.46	0.23
15/05/2011 17:00	0.58	10.49	0.23
15/05/2011 18:00	0.595	10.48	0.23
15/05/2011 19:00	0.619	10.5	0.23

15/05/2011 20:00	0.639	10.47	0.23
15/05/2011 21:00	0.66	10.49	0.23
15/05/2011 22:00	0.671	10.45	0.23
15/05/2011 23:00	0.672	10.49	0.23
16/05/2011 00:00	0.662	10.43	0.23
16/05/2011 01:00	0.642	10.43	0.23
16/05/2011 02:00	0.612	10.45	0.23
16/05/2011 03:00	0.582	10.44	0.23
16/05/2011 04:00	0.561	10.48	0.23
16/05/2011 05:00	0.547	10.48	0.23
16/05/2011 06:00	0.563	10.47	0.23
16/05/2011 07:00	0.58	10.45	0.23
16/05/2011 08:00	0.595	10.47	0.23
16/05/2011 09:00	0.618	10.48	0.23
16/05/2011 10:00	0.638	10.49	0.23
16/05/2011 11:00	0.647	10.47	0.23
16/05/2011 12:00	0.652	10.49	0.23
16/05/2011 13:00	0.637	10.49	0.23
16/05/2011 14:00	0.616	10.47	0.23
16/05/2011 15:00	0.586	10.44	0.23
16/05/2011 16:00	0.57	10.43	0.23
16/05/2011 17:00	0.556	10.46	0.23
16/05/2011 18:00	0.568	10.49	0.23
16/05/2011 19:00	0.59	10.49	0.23
16/05/2011 20:00	0.613	10.49	0.23
16/05/2011 21:00	0.64	10.5	0.23
16/05/2011 22:00	0.663	10.5	0.23
16/05/2011 23:00	0.673	10.49	0.23
17/05/2011 00:00	0.683	10.48	0.23
17/05/2011 01:00	0.674	10.46	0.23
17/05/2011 02:00	0.646	10.46	0.23
17/05/2011 03:00	0.619	10.46	0.23
17/05/2011 04:00	0.591	10.44	0.23
17/05/2011 05:00	0.57	10.48	0.23
17/05/2011 06:00	0.564	10.48	0.23
17/05/2011 07:00	0.577	10.5	0.23
17/05/2011 08:00	0.596	10.51	0.23
17/05/2011 09:00	0.612	10.47	0.23
17/05/2011 10:00	0.639	10.47	0.23
17/05/2011 11:00	0.656	10.46	0.23
17/05/2011 12:00	0.666	10.44	0.23
17/05/2011 13:00	0.669	10.49	0.23
17/05/2011 14:00	0.654	10.46	0.23
17/05/2011 15:00	0.625	10.47	0.23
17/05/2011 16:00	0.603	10.47	0.23
17/05/2011 17:00	0.578	10.5	0.23
17/05/2011 18:00	0.569	10.47	0.23
17/05/2011 19:00	0.575	10.5	0.23
17/05/2011 20:00	0.599	10.49	0.23
17/05/2011 21:00	0.619	10.48	0.23
17/05/2011 22:00	0.647	10.48	0.23
17/05/2011 23:00	0.67	10.49	0.23
18/05/2011 00:00	0.677	10.49	0.23
18/05/2011 01:00	0.68	10.49	0.23
18/05/2011 02:00	0.667	10.45	0.23
18/05/2011 03:00	0.641	10.49	0.23
18/05/2011 04:00	0.614	10.45	0.23
18/05/2011 05:00	0.585	10.46	0.23
18/05/2011 06:00	0.561	10.47	0.23

18/05/2011 07:00	0.562	10.45	0.23
18/05/2011 08:00	0.573	10.45	0.23
18/05/2011 09:00	0.594	10.47	0.23
18/05/2011 10:00	0.61	10.5	0.23
18/05/2011 11:00	0.637	10.49	0.23
18/05/2011 12:00	0.652	10.51	0.23
18/05/2011 13:00	0.651	10.47	0.23
18/05/2011 14:00	0.649	10.46	0.23
18/05/2011 15:00	0.623	10.46	0.23
18/05/2011 16:00	0.601	10.45	0.23
18/05/2011 17:00	0.572	10.46	0.23
18/05/2011 18:00	0.557	10.47	0.23
18/05/2011 19:00	0.553	10.47	0.23
18/05/2011 20:00	0.575	10.48	0.23
18/05/2011 21:00	0.6	10.5	0.23
18/05/2011 22:00	0.622	10.46	0.23
18/05/2011 23:00	0.654	10.47	0.23
19/05/2011 00:00	0.673	10.47	0.23
19/05/2011 01:00	0.686	10.48	0.23
19/05/2011 02:00	0.692	10.47	0.23
19/05/2011 03:00	0.673	10.44	0.23
19/05/2011 04:00	0.647	10.45	0.23
19/05/2011 05:00	0.619	10.46	0.23
19/05/2011 06:00	0.594	10.47	0.23
19/05/2011 07:00	0.574	10.48	0.23
19/05/2011 08:00	0.575	10.5	0.23
19/05/2011 09:00	0.595	10.49	0.23
19/05/2011 10:00	0.615	10.48	0.23
19/05/2011 11:00	0.641	10.47	0.23
19/05/2011 12:00	0.668	10.46	0.23
19/05/2011 13:00	0.682	10.48	0.23
19/05/2011 14:00	0.681	10.44	0.23
19/05/2011 15:00	0.668	10.44	0.23
19/05/2011 16:00	0.647	10.46	0.23
19/05/2011 17:00	0.619	10.44	0.23
19/05/2011 18:00	0.592	10.45	0.23
19/05/2011 19:00	0.579	10.44	0.23
19/05/2011 20:00	0.577	10.45	0.23
19/05/2011 21:00	0.592	10.48	0.23
19/05/2011 22:00	0.615	10.47	0.23
19/05/2011 23:00	0.638	10.46	0.23
20/05/2011 00:00	0.66	10.46	0.23
20/05/2011 01:00	0.676	10.44	0.23
20/05/2011 02:00	0.686	10.45	0.23
20/05/2011 03:00	0.683	10.44	0.23
20/05/2011 04:00	0.661	10.45	0.23
20/05/2011 05:00	0.637	10.44	0.23
20/05/2011 06:00	0.611	10.43	0.23
20/05/2011 07:00	0.58	10.44	0.23
20/05/2011 08:00	0.561	10.47	0.23
20/05/2011 09:00	0.563	10.45	0.23
20/05/2011 10:00	0.58	10.44	0.23
20/05/2011 11:00	0.599	10.46	0.23
20/05/2011 12:00	0.622	10.46	0.23
20/05/2011 13:00	0.644	10.46	0.23
20/05/2011 14:00	0.651	10.47	0.23
20/05/2011 15:00	0.652	10.46	0.23
20/05/2011 16:00	0.638	10.44	0.23
20/05/2011 17:00	0.619	10.43	0.23

20/05/2011 18:00	0.591	10.44	0.23
20/05/2011 19:00	0.567	10.42	0.23
20/05/2011 20:00	0.557	10.45	0.23
20/05/2011 21:00	0.562	10.46	0.23
20/05/2011 22:00	0.578	10.47	0.23
20/05/2011 23:00	0.597	10.46	0.23
21/05/2011 00:00	0.622	10.47	0.23
21/05/2011 01:00	0.648	10.47	0.23
21/05/2011 02:00	0.666	10.46	0.23
21/05/2011 03:00	0.679	10.48	0.23
21/05/2011 04:00	0.676	10.44	0.23
21/05/2011 05:00	0.655	10.44	0.23
21/05/2011 06:00	0.632	10.45	0.23
21/05/2011 07:00	0.601	10.44	0.23
21/05/2011 08:00	0.575	10.42	0.23
21/05/2011 09:00	0.569	10.44	0.23
21/05/2011 10:00	0.584	10.46	0.23
21/05/2011 11:00	0.601	10.45	0.23
21/05/2011 12:00	0.619	10.46	0.23
21/05/2011 13:00	0.641	10.45	0.23
21/05/2011 14:00	0.653	10.45	0.23
21/05/2011 15:00	0.659	10.43	0.23
21/05/2011 16:00	0.655	10.44	0.23
21/05/2011 17:00	0.638	10.43	0.23
21/05/2011 18:00	0.611	10.43	0.23
21/05/2011 19:00	0.595	10.43	0.23
21/05/2011 20:00	0.572	10.42	0.23
21/05/2011 21:00	0.561	10.43	0.23
21/05/2011 22:00	0.562	10.45	0.23
21/05/2011 23:00	0.576	10.45	0.23
22/05/2011 00:00	0.593	10.45	0.23
22/05/2011 01:00	0.615	10.44	0.23
22/05/2011 02:00	0.635	10.44	0.23
22/05/2011 03:00	0.651	10.44	0.23
22/05/2011 04:00	0.659	10.43	0.23
22/05/2011 05:00	0.648	10.43	0.23
22/05/2011 06:00	0.625	10.41	0.23
22/05/2011 07:00	0.602	10.43	0.23
22/05/2011 08:00	0.58	10.43	0.23
22/05/2011 09:00	0.56	10.44	0.23
22/05/2011 10:00	0.553	10.43	0.23
22/05/2011 11:00	0.568	10.46	0.23
22/05/2011 12:00	0.587	10.45	0.23
22/05/2011 13:00	0.605	10.43	0.23
22/05/2011 14:00	0.621	10.42	0.23
22/05/2011 15:00	0.638	10.44	0.23
22/05/2011 16:00	0.644	10.44	0.23
22/05/2011 17:00	0.627	10.43	0.23
22/05/2011 18:00	0.606	10.43	0.23
22/05/2011 19:00	0.594	10.43	0.23
22/05/2011 20:00	0.569	10.46	0.24
22/05/2011 21:00	0.558	10.43	0.24
22/05/2011 22:00	0.551	10.45	0.24
22/05/2011 23:00	0.556	10.46	0.24
23/05/2011 00:00	0.575	10.46	0.24
23/05/2011 01:00	0.597	10.48	0.24
23/05/2011 02:00	0.618	10.49	0.24
23/05/2011 03:00	0.644	10.48	0.24
23/05/2011 04:00	0.659	10.46	0.24

23/05/2011 05:00	0.664	10.47	0.24
23/05/2011 06:00	0.656	10.48	0.24
23/05/2011 07:00	0.635	10.47	0.24
23/05/2011 08:00	0.606	10.45	0.24
23/05/2011 09:00	0.589	10.46	0.24
23/05/2011 10:00	0.579	10.45	0.24
23/05/2011 11:00	0.58	10.48	0.24
23/05/2011 12:00	0.593	10.49	0.24
23/05/2011 13:00	0.603	10.47	0.24
23/05/2011 14:00	0.611	10.49	0.24
23/05/2011 15:00	0.621	10.49	0.24
23/05/2011 16:00	0.626	10.46	0.24
23/05/2011 17:00	0.618	10.48	0.24
23/05/2011 18:00	0.601	10.5	0.24
23/05/2011 19:00	0.582	10.47	0.24
23/05/2011 20:00	0.562	10.48	0.24
23/05/2011 21:00	0.54	10.5	0.24
23/05/2011 22:00	0.521	10.47	0.24
23/05/2011 23:00	0.516	10.47	0.24
24/05/2011 00:00	0.516	10.5	0.24
24/05/2011 01:00	0.529	10.46	0.24
24/05/2011 02:00	0.541	10.45	0.24
24/05/2011 03:00	0.557	10.46	0.24
24/05/2011 04:00	0.579	10.48	0.24
24/05/2011 05:00	0.599	10.46	0.24
24/05/2011 06:00	0.609	10.48	0.23
24/05/2011 07:00	0.6	10.46	0.23
24/05/2011 08:00	0.587	10.47	0.23
24/05/2011 09:00	0.578	10.47	0.23
24/05/2011 10:00	0.58	10.48	0.23
24/05/2011 11:00	0.586	10.46	0.23
24/05/2011 12:00	0.61	10.48	0.23
24/05/2011 13:00	0.627	10.47	0.23
24/05/2011 14:00	0.643	10.47	0.23
24/05/2011 15:00	0.667	10.5	0.23
24/05/2011 16:00	0.678	10.5	0.23
24/05/2011 17:00	0.689	10.47	0.23
24/05/2011 18:00	0.683	10.51	0.23
24/05/2011 19:00	0.682	10.49	0.23
24/05/2011 20:00	0.663	10.49	0.23
24/05/2011 21:00	0.64	10.47	0.23
24/05/2011 22:00	0.615	10.48	0.23
24/05/2011 23:00	0.594	10.47	0.23
25/05/2011 00:00	0.585	10.48	0.23
25/05/2011 01:00	0.579	10.46	0.23
25/05/2011 02:00	0.587	10.48	0.23
25/05/2011 03:00	0.6	10.49	0.23
25/05/2011 04:00	0.616	10.48	0.23
25/05/2011 05:00	0.633	10.5	0.23
25/05/2011 06:00	0.648	10.49	0.23
25/05/2011 07:00	0.646	10.5	0.23
25/05/2011 08:00	0.632	10.48	0.23
25/05/2011 09:00	0.615	10.48	0.23
25/05/2011 10:00	0.598	10.49	0.23
25/05/2011 11:00	0.584	10.47	0.23
25/05/2011 12:00	0.578	10.47	0.23
25/05/2011 13:00	0.577	10.47	0.23
25/05/2011 14:00	0.585	10.49	0.23
25/05/2011 15:00	0.595	10.47	0.23

25/05/2011 16:00	0.615	10.47	0.23
25/05/2011 17:00	0.623	10.5	0.23
25/05/2011 18:00	0.632	10.5	0.23
25/05/2011 19:00	0.64	10.49	0.23
25/05/2011 20:00	0.633	10.46	0.23
25/05/2011 21:00	0.612	10.49	0.23
25/05/2011 22:00	0.592	10.49	0.23
25/05/2011 23:00	0.567	10.48	0.23
26/05/2011 00:00	0.555	10.47	0.23
26/05/2011 01:00	0.547	10.47	0.23
26/05/2011 02:00	0.543	10.49	0.23
26/05/2011 03:00	0.556	10.48	0.23
26/05/2011 04:00	0.57	10.46	0.23
26/05/2011 05:00	0.589	10.47	0.23
26/05/2011 06:00	0.609	10.49	0.23
26/05/2011 07:00	0.626	10.49	0.23
26/05/2011 08:00	0.633	10.47	0.23
26/05/2011 09:00	0.619	10.49	0.23
26/05/2011 10:00	0.606	10.46	0.23
26/05/2011 11:00	0.593	10.48	0.23
26/05/2011 12:00	0.58	10.49	0.23
26/05/2011 13:00	0.578	10.48	0.23
26/05/2011 14:00	0.584	10.47	0.23
26/05/2011 15:00	0.588	10.49	0.23
26/05/2011 16:00	0.613	10.48	0.23
26/05/2011 17:00	0.628	10.48	0.23
26/05/2011 18:00	0.632	10.46	0.23
26/05/2011 19:00	0.646	10.48	0.23
26/05/2011 20:00	0.653	10.51	0.23
26/05/2011 21:00	0.641	10.48	0.23
26/05/2011 22:00	0.627	10.48	0.23
26/05/2011 23:00	0.611	10.48	0.23
27/05/2011 00:00	0.586	10.51	0.23
27/05/2011 01:00	0.577	10.5	0.23
27/05/2011 02:00	0.568	10.48	0.23
27/05/2011 03:00	0.572	10.49	0.23
27/05/2011 04:00	0.588	10.48	0.23
27/05/2011 05:00	0.604	10.48	0.23
27/05/2011 06:00	0.622	10.45	0.23
27/05/2011 07:00	0.636	10.47	0.23
27/05/2011 08:00	0.647	10.47	0.23
27/05/2011 09:00	0.656	10.52	0.23
27/05/2011 10:00	0.648	10.48	0.23
27/05/2011 11:00	0.637	10.5	0.23
27/05/2011 12:00	0.624	10.47	0.23
27/05/2011 13:00	0.604	10.46	0.23
27/05/2011 14:00	0.591	10.47	0.23
27/05/2011 15:00	0.586	10.46	0.23
27/05/2011 16:00	0.594	10.48	0.23
27/05/2011 17:00	0.608	10.48	0.23
27/05/2011 18:00	0.621	10.48	0.23
27/05/2011 19:00	0.63	10.47	0.23
27/05/2011 20:00	0.64	10.5	0.23
27/05/2011 21:00	0.641	10.47	0.23
27/05/2011 22:00	0.631	10.47	0.23
27/05/2011 23:00	0.615	10.5	0.23
28/05/2011 00:00	0.592	10.46	0.23
28/05/2011 01:00	0.573	10.47	0.23
28/05/2011 02:00	0.553	10.47	0.23

28/05/2011 03:00	0.548	10.45	0.23
28/05/2011 04:00	0.541	10.48	0.23
28/05/2011 05:00	0.547	10.5	0.23
28/05/2011 06:00	0.561	10.48	0.23
28/05/2011 07:00	0.577	10.46	0.23
28/05/2011 08:00	0.594	10.47	0.23
28/05/2011 09:00	0.612	10.45	0.23
28/05/2011 10:00	0.61	10.46	0.23
28/05/2011 11:00	0.599	10.48	0.23
28/05/2011 12:00	0.585	10.47	0.23
28/05/2011 13:00	0.573	10.45	0.23
28/05/2011 14:00	0.562	10.46	0.23
28/05/2011 15:00	0.558	10.46	0.23
28/05/2011 16:00	0.566	10.47	0.23
28/05/2011 17:00	0.573	10.5	0.23
28/05/2011 18:00	0.585	10.47	0.23
28/05/2011 19:00	0.61	10.49	0.23
28/05/2011 20:00	0.628	10.51	0.23
28/05/2011 21:00	0.643	10.47	0.23
28/05/2011 22:00	0.649	10.49	0.23
28/05/2011 23:00	0.643	10.47	0.23
29/05/2011 00:00	0.628	10.47	0.23
29/05/2011 01:00	0.611	10.45	0.23
29/05/2011 02:00	0.59	10.45	0.23
29/05/2011 03:00	0.575	10.47	0.23
29/05/2011 04:00	0.57	10.48	0.23
29/05/2011 05:00	0.572	10.49	0.23
29/05/2011 06:00	0.582	10.46	0.23
29/05/2011 07:00	0.594	10.47	0.23
29/05/2011 08:00	0.612	10.47	0.23
29/05/2011 09:00	0.624	10.5	0.23
29/05/2011 10:00	0.634	10.45	0.23
29/05/2011 11:00	0.635	10.46	0.23
29/05/2011 12:00	0.622	10.48	0.23
29/05/2011 13:00	0.604	10.46	0.23
29/05/2011 14:00	0.588	10.45	0.23
29/05/2011 15:00	0.566	10.49	0.23
29/05/2011 16:00	0.564	10.42	0.23
29/05/2011 17:00	0.566	10.44	0.23
29/05/2011 18:00	0.573	10.47	0.23
29/05/2011 19:00	0.591	10.47	0.23
29/05/2011 20:00	0.608	10.46	0.23
29/05/2011 21:00	0.627	10.49	0.23
29/05/2011 22:00	0.634	10.46	0.23
29/05/2011 23:00	0.641	10.47	0.23
30/05/2011 00:00	0.628	10.46	0.23
30/05/2011 01:00	0.609	10.45	0.23
30/05/2011 02:00	0.587	10.47	0.23
30/05/2011 03:00	0.574	10.46	0.23
30/05/2011 04:00	0.563	10.42	0.23
30/05/2011 05:00	0.558	10.47	0.23
30/05/2011 06:00	0.568	10.45	0.23
30/05/2011 07:00	0.579	10.47	0.23
30/05/2011 08:00	0.6	10.5	0.23
30/05/2011 09:00	0.619	10.47	0.23
30/05/2011 10:00	0.632	10.46	0.23
30/05/2011 11:00	0.642	10.47	0.23
30/05/2011 12:00	0.641	10.46	0.23
30/05/2011 13:00	0.625	10.47	0.23

30/05/2011 14:00	0.607	10.49	0.23
30/05/2011 15:00	0.591	10.47	0.23
30/05/2011 16:00	0.576	10.46	0.23
30/05/2011 17:00	0.571	10.48	0.23
30/05/2011 18:00	0.579	10.44	0.23
30/05/2011 19:00	0.59	10.46	0.23
30/05/2011 20:00	0.612	10.45	0.23
30/05/2011 21:00	0.632	10.45	0.23
30/05/2011 22:00	0.648	10.48	0.23
30/05/2011 23:00	0.656	10.45	0.23
31/05/2011 00:00	0.658	10.44	0.23
31/05/2011 01:00	0.644	10.45	0.23
31/05/2011 02:00	0.621	10.45	0.23
31/05/2011 03:00	0.599	10.46	0.23
31/05/2011 04:00	0.58	10.45	0.23
31/05/2011 05:00	0.566	10.44	0.23
31/05/2011 06:00	0.569	10.43	0.23
31/05/2011 07:00	0.579	10.44	0.23
31/05/2011 08:00	0.591	10.46	0.23
31/05/2011 09:00	0.61	10.45	0.23
31/05/2011 10:00	0.627	10.45	0.23
31/05/2011 11:00	0.64	10.43	0.23
31/05/2011 12:00	0.644	10.45	0.23
31/05/2011 13:00	0.644	10.45	0.23
31/05/2011 14:00	0.631	10.45	0.23
31/05/2011 15:00	0.616	10.45	0.23
31/05/2011 16:00	0.595	10.44	0.23
31/05/2011 17:00	0.576	10.44	0.23
31/05/2011 18:00	0.579	10.43	0.23
31/05/2011 19:00	0.585	10.44	0.23
31/05/2011 20:00	0.6	10.43	0.23
31/05/2011 21:00	0.617	10.44	0.23
31/05/2011 22:00	0.637	10.44	0.23
31/05/2011 23:00	0.649	10.45	0.23
01/06/2011 00:00	0.656	10.45	0.23
01/06/2011 01:00	0.645	10.4	0.23
01/06/2011 02:00	0.625	10.43	0.23
01/06/2011 03:00	0.603	10.42	0.23
01/06/2011 04:00	0.578	10.41	0.23
01/06/2011 05:00	0.559	10.41	0.23
01/06/2011 06:00	0.549	10.42	0.23
01/06/2011 07:00	0.546	10.42	0.23
01/06/2011 08:00	0.562	10.44	0.23
01/06/2011 09:00	0.576	10.46	0.23
01/06/2011 10:00	0.599	10.43	0.23
01/06/2011 11:00	0.618	10.45	0.23
01/06/2011 12:00	0.629	10.44	0.23
01/06/2011 13:00	0.63	10.44	0.23
01/06/2011 14:00	0.616	10.42	0.23
01/06/2011 15:00	0.591	10.44	0.23
01/06/2011 16:00	0.571	10.43	0.23
01/06/2011 17:00	0.546	10.45	0.23
01/06/2011 18:00	0.528	10.43	0.23
01/06/2011 19:00	0.542	10.44	0.23
01/06/2011 20:00	0.558	10.43	0.23
01/06/2011 21:00	0.575	10.42	0.23
01/06/2011 22:00	0.597	10.45	0.23
01/06/2011 23:00	0.616	10.45	0.23
02/06/2011 00:00	0.636	10.45	0.23

02/06/2011 01:00	0.644	10.45	0.23
02/06/2011 02:00	0.636	10.44	0.23
02/06/2011 03:00	0.611	10.43	0.23
02/06/2011 04:00	0.594	10.41	0.23
02/06/2011 05:00	0.574	10.41	0.23
02/06/2011 06:00	0.558	10.42	0.23
02/06/2011 07:00	0.56	10.41	0.23
02/06/2011 08:00	0.565	10.44	0.23
02/06/2011 09:00	0.582	10.44	0.23
02/06/2011 10:00	0.604	10.44	0.23
02/06/2011 11:00	0.623	10.44	0.23
02/06/2011 12:00	0.638	10.45	0.23
02/06/2011 13:00	0.645	10.41	0.23
02/06/2011 14:00	0.633	10.43	0.23
02/06/2011 15:00	0.614	10.42	0.23
02/06/2011 16:00	0.588	10.4	0.23
02/06/2011 17:00	0.565	10.42	0.23
02/06/2011 18:00	0.548	10.4	0.23
02/06/2011 19:00	0.548	10.41	0.23
02/06/2011 20:00	0.56	10.43	0.23
02/06/2011 21:00	0.578	10.43	0.23
02/06/2011 22:00	0.598	10.43	0.23
02/06/2011 23:00	0.619	10.43	0.23
03/06/2011 00:00	0.637	10.41	0.23
03/06/2011 01:00	0.647	10.4	0.23
03/06/2011 02:00	0.651	10.4	0.23
03/06/2011 03:00	0.634	10.41	0.23
03/06/2011 04:00	0.612	10.44	0.23
03/06/2011 05:00	0.587	10.43	0.23
03/06/2011 06:00	0.561	10.44	0.23
03/06/2011 07:00	0.552	10.44	0.23
03/06/2011 08:00	0.562	10.45	0.23
03/06/2011 09:00	0.581	10.43	0.23
03/06/2011 10:00	0.594	10.43	0.23
03/06/2011 11:00	0.614	10.44	0.23
03/06/2011 12:00	0.626	10.43	0.23
03/06/2011 13:00	0.632	10.44	0.23
03/06/2011 14:00	0.632	10.44	0.23
03/06/2011 15:00	0.62	10.44	0.23
03/06/2011 16:00	0.598	10.44	0.23
03/06/2011 17:00	0.57	10.43	0.23
03/06/2011 18:00	0.548	10.43	0.23
03/06/2011 19:00	0.537	10.42	0.23
03/06/2011 20:00	0.54	10.45	0.23
03/06/2011 21:00	0.555	10.43	0.23
03/06/2011 22:00	0.572	10.44	0.23
03/06/2011 23:00	0.595	10.43	0.23
04/06/2011 00:00	0.615	10.43	0.23
04/06/2011 01:00	0.634	10.45	0.23
04/06/2011 02:00	0.644	10.45	0.23
04/06/2011 03:00	0.637	10.45	0.23
04/06/2011 04:00	0.623	10.45	0.23
04/06/2011 05:00	0.597	10.46	0.23
04/06/2011 06:00	0.574	10.44	0.23
04/06/2011 07:00	0.552	10.44	0.23
04/06/2011 08:00	0.554	10.44	0.23
04/06/2011 09:00	0.566	10.46	0.23
04/06/2011 10:00	0.578	10.46	0.23
04/06/2011 11:00	0.604	10.47	0.23

04/06/2011 12:00	0.626	10.45	0.23
04/06/2011 13:00	0.644	10.48	0.23
04/06/2011 14:00	0.653	10.46	0.23
04/06/2011 15:00	0.652	10.46	0.23
04/06/2011 16:00	0.637	10.47	0.23
04/06/2011 17:00	0.614	10.44	0.23
04/06/2011 18:00	0.592	10.45	0.23
04/06/2011 19:00	0.571	10.44	0.23
04/06/2011 20:00	0.558	10.45	0.23
04/06/2011 21:00	0.565	10.45	0.23
04/06/2011 22:00	0.584	10.45	0.23
04/06/2011 23:00	0.606	10.47	0.23
05/06/2011 00:00	0.623	10.48	0.23
05/06/2011 01:00	0.64	10.45	0.23
05/06/2011 02:00	0.654	10.48	0.23
05/06/2011 03:00	0.665	10.44	0.23
05/06/2011 04:00	0.654	10.45	0.23
05/06/2011 05:00	0.634	10.43	0.23
05/06/2011 06:00	0.606	10.45	0.23
05/06/2011 07:00	0.581	10.44	0.23
05/06/2011 08:00	0.564	10.44	0.23
05/06/2011 09:00	0.569	10.45	0.23
05/06/2011 10:00	0.587	10.44	0.23
05/06/2011 11:00	0.602	10.45	0.23
05/06/2011 12:00	0.625	10.46	0.23
05/06/2011 13:00	0.638	10.45	0.23
05/06/2011 14:00	0.653	10.45	0.23
05/06/2011 15:00	0.653	10.45	0.23
05/06/2011 16:00	0.646	10.45	0.23
05/06/2011 17:00	0.629	10.43	0.23
05/06/2011 18:00	0.607	10.42	0.23
05/06/2011 19:00	0.583	10.44	0.23
05/06/2011 20:00	0.564	10.41	0.23
05/06/2011 21:00	0.558	10.45	0.23
05/06/2011 22:00	0.568	10.43	0.23
05/06/2011 23:00	0.584	10.41	0.23
06/06/2011 00:00	0.607	10.45	0.23
06/06/2011 01:00	0.627	10.43	0.23
06/06/2011 02:00	0.645	10.44	0.23
06/06/2011 03:00	0.664	10.44	0.23
06/06/2011 04:00	0.66	10.45	0.23
06/06/2011 05:00	0.649	10.45	0.23
06/06/2011 06:00	0.625	10.44	0.23
06/06/2011 07:00	0.602	10.44	0.23
06/06/2011 08:00	0.585	10.44	0.23
06/06/2011 09:00	0.579	10.42	0.23
06/06/2011 10:00	0.586	10.43	0.23
06/06/2011 11:00	0.605	10.42	0.23
06/06/2011 12:00	0.625	10.43	0.23
06/06/2011 13:00	0.643	10.41	0.23
06/06/2011 14:00	0.661	10.42	0.23
06/06/2011 15:00	0.667	10.43	0.23
06/06/2011 16:00	0.667	10.42	0.23
06/06/2011 17:00	0.647	10.42	0.23
06/06/2011 18:00	0.622	10.41	0.23
06/06/2011 19:00	0.602	10.41	0.23
06/06/2011 20:00	0.581	10.39	0.23
06/06/2011 21:00	0.565	10.41	0.23
06/06/2011 22:00	0.563	10.43	0.23

06/06/2011 23:00	0.574	10.43	0.23
07/06/2011 00:00	0.589	10.43	0.23
07/06/2011 01:00	0.611	10.42	0.23
07/06/2011 02:00	0.635	10.42	0.23
07/06/2011 03:00	0.654	10.42	0.23
07/06/2011 04:00	0.666	10.44	0.23
07/06/2011 05:00	0.666	10.41	0.23
07/06/2011 06:00	0.647	10.43	0.23
07/06/2011 07:00	0.622	10.43	0.23
07/06/2011 08:00	0.604	10.43	0.23
07/06/2011 09:00	0.576	10.43	0.23
07/06/2011 10:00	0.574	10.4	0.23
07/06/2011 11:00	0.581	10.4	0.23
07/06/2011 12:00	0.594	10.4	0.23
07/06/2011 13:00	0.616	10.4	0.23
07/06/2011 14:00	0.635	10.4	0.23
07/06/2011 15:00	0.646	10.4	0.23
07/06/2011 16:00	0.654	10.4	0.23
07/06/2011 17:00	0.649	10.43	0.23
07/06/2011 18:00	0.634	10.4	0.23
07/06/2011 19:00	0.62	10.39	0.23
07/06/2011 20:00	0.594	10.4	0.23
07/06/2011 21:00	0.573	10.41	0.23
07/06/2011 22:00	0.557	10.4	0.23
07/06/2011 23:00	0.556	10.42	0.23
08/06/2011 00:00	0.567	10.4	0.23
08/06/2011 01:00	0.584	10.42	0.23
08/06/2011 02:00	0.606	10.45	0.23
08/06/2011 03:00	0.624	10.43	0.23
08/06/2011 04:00	0.647	10.42	0.23
08/06/2011 05:00	0.659	10.4	0.23
08/06/2011 06:00	0.649	10.41	0.23
08/06/2011 07:00	0.627	10.39	0.23
08/06/2011 08:00	0.597	10.42	0.23
08/06/2011 09:00	0.577	10.41	0.23
08/06/2011 10:00	0.566	10.39	0.23
08/06/2011 11:00	0.562	10.4	0.23
08/06/2011 12:00	0.575	10.4	0.23
08/06/2011 13:00	0.599	10.42	0.23
08/06/2011 14:00	0.61	10.4	0.23
08/06/2011 15:00	0.627	10.4	0.23
08/06/2011 16:00	0.636	10.4	0.23
08/06/2011 17:00	0.647	10.4	0.23
08/06/2011 18:00	0.64	10.42	0.23
08/06/2011 19:00	0.624	10.4	0.23
08/06/2011 20:00	0.605	10.41	0.23
08/06/2011 21:00	0.579	10.38	0.23
08/06/2011 22:00	0.556	10.4	0.23
08/06/2011 23:00	0.538	10.42	0.23
09/06/2011 00:00	0.538	10.4	0.23
09/06/2011 01:00	0.548	10.4	0.23
09/06/2011 02:00	0.565	10.39	0.23
09/06/2011 03:00	0.588	10.4	0.23
09/06/2011 04:00	0.61	10.38	0.23
09/06/2011 05:00	0.634	10.38	0.23
09/06/2011 06:00	0.634	10.41	0.23
09/06/2011 07:00	0.625	10.39	0.23
09/06/2011 08:00	0.601	10.4	0.23
09/06/2011 09:00	0.585	10.4	0.23

09/06/2011 10:00	0.566	10.41	0.23
09/06/2011 11:00	0.553	10.4	0.23
09/06/2011 12:00	0.554	10.41	0.23
09/06/2011 13:00	0.573	10.41	0.23
09/06/2011 14:00	0.585	10.4	0.23
09/06/2011 15:00	0.606	10.41	0.23
09/06/2011 16:00	0.629	10.4	0.23
09/06/2011 17:00	0.642	10.39	0.23
09/06/2011 18:00	0.644	10.4	0.23
09/06/2011 19:00	0.641	10.38	0.23
09/06/2011 20:00	0.619	10.38	0.23
09/06/2011 21:00	0.597	10.43	0.23
09/06/2011 22:00	0.573	10.39	0.23
09/06/2011 23:00	0.551	10.39	0.23
10/06/2011 00:00	0.538	10.4	0.23
10/06/2011 01:00	0.537	10.4	0.23
10/06/2011 02:00	0.546	10.39	0.23
10/06/2011 03:00	0.567	10.41	0.23
10/06/2011 04:00	0.585	10.42	0.23
10/06/2011 05:00	0.612	10.41	0.23
10/06/2011 06:00	0.631	10.41	0.23
10/06/2011 07:00	0.635	10.4	0.23
10/06/2011 08:00	0.621	10.42	0.23
10/06/2011 09:00	0.61	10.4	0.23
10/06/2011 10:00	0.595	10.4	0.23
10/06/2011 11:00	0.58	10.41	0.23
10/06/2011 12:00	0.567	10.42	0.23
10/06/2011 13:00	0.565	10.44	0.23
10/06/2011 14:00	0.573	10.42	0.23
10/06/2011 15:00	0.58	10.44	0.23
10/06/2011 16:00	0.597	10.43	0.23
10/06/2011 17:00	0.623	10.41	0.23
10/06/2011 18:00	0.639	10.41	0.23
10/06/2011 19:00	0.644	10.41	0.24
10/06/2011 20:00	0.643	10.41	0.24
10/06/2011 21:00	0.623	10.4	0.24
10/06/2011 22:00	0.604	10.43	0.24
10/06/2011 23:00	0.58	10.44	0.24
11/06/2011 00:00	0.561	10.43	0.24
11/06/2011 01:00	0.545	10.43	0.24
11/06/2011 02:00	0.543	10.44	0.24
11/06/2011 03:00	0.548	10.42	0.24
11/06/2011 04:00	0.567	10.42	0.24
11/06/2011 05:00	0.585	10.43	0.24
11/06/2011 06:00	0.606	10.43	0.24
11/06/2011 07:00	0.623	10.44	0.24
11/06/2011 08:00	0.637	10.46	0.24
11/06/2011 09:00	0.639	10.45	0.24
11/06/2011 10:00	0.619	10.44	0.24
11/06/2011 11:00	0.595	10.45	0.24
11/06/2011 12:00	0.578	10.43	0.24
11/06/2011 13:00	0.563	10.43	0.24
11/06/2011 14:00	0.558	10.43	0.24
11/06/2011 15:00	0.565	10.43	0.24
11/06/2011 16:00	0.575	10.44	0.24
11/06/2011 17:00	0.592	10.44	0.24
11/06/2011 18:00	0.617	10.46	0.24
11/06/2011 19:00	0.639	10.43	0.24
11/06/2011 20:00	0.646	10.46	0.24

11/06/2011 21:00	0.647	10.45	0.24
11/06/2011 22:00	0.633	10.45	0.24
11/06/2011 23:00	0.614	10.43	0.24
12/06/2011 00:00	0.586	10.45	0.24
12/06/2011 01:00	0.566	10.44	0.24
12/06/2011 02:00	0.546	10.45	0.24
12/06/2011 03:00	0.544	10.45	0.24
12/06/2011 04:00	0.552	10.43	0.24
12/06/2011 05:00	0.573	10.47	0.24
12/06/2011 06:00	0.586	10.46	0.24
12/06/2011 07:00	0.601	10.43	0.24
12/06/2011 08:00	0.615	10.45	0.24
12/06/2011 09:00	0.623	10.45	0.24
12/06/2011 10:00	0.623	10.44	0.24
12/06/2011 11:00	0.612	10.46	0.24
12/06/2011 12:00	0.596	10.44	0.24
12/06/2011 13:00	0.582	10.4	0.24
12/06/2011 14:00	0.564	10.45	0.24
12/06/2011 15:00	0.559	10.44	0.24
12/06/2011 16:00	0.567	10.45	0.24
12/06/2011 17:00	0.58	10.43	0.24
12/06/2011 18:00	0.604	10.43	0.24
12/06/2011 19:00	0.624	10.43	0.24
12/06/2011 20:00	0.638	10.44	0.24
12/06/2011 21:00	0.649	10.43	0.24
12/06/2011 22:00	0.649	10.42	0.24
12/06/2011 23:00	0.634	10.44	0.24
13/06/2011 00:00	0.607	10.43	0.24
13/06/2011 01:00	0.592	10.45	0.24
13/06/2011 02:00	0.56	10.42	0.24
13/06/2011 03:00	0.543	10.44	0.24
13/06/2011 04:00	0.537	10.43	0.24
13/06/2011 05:00	0.543	10.43	0.24
13/06/2011 06:00	0.556	10.43	0.24
13/06/2011 07:00	0.575	10.43	0.24
13/06/2011 08:00	0.6	10.45	0.24
13/06/2011 09:00	0.619	10.43	0.24
13/06/2011 10:00	0.631	10.48	0.24
13/06/2011 11:00	0.626	10.44	0.24
13/06/2011 12:00	0.607	10.43	0.24
13/06/2011 13:00	0.59	10.45	0.24
13/06/2011 14:00	0.565	10.44	0.24
13/06/2011 15:00	0.545	10.45	0.24
13/06/2011 16:00	0.537	10.43	0.24
13/06/2011 17:00	0.544	10.44	0.24
13/06/2011 18:00	0.558	10.43	0.24
13/06/2011 19:00	0.588	10.46	0.24
13/06/2011 20:00	0.616	10.46	0.24
13/06/2011 21:00	0.639	10.45	0.24
13/06/2011 22:00	0.655	10.42	0.24
13/06/2011 23:00	0.656	10.44	0.24
14/06/2011 00:00	0.642	10.43	0.24
14/06/2011 01:00	0.623	10.42	0.24
14/06/2011 02:00	0.6	10.42	0.24
14/06/2011 03:00	0.576	10.46	0.24
14/06/2011 04:00	0.561	10.43	0.24
14/06/2011 05:00	0.559	10.43	0.24
14/06/2011 06:00	0.57	10.43	0.24
14/06/2011 07:00	0.582	10.44	0.24

14/06/2011 08:00	0.593	10.41	0.24
14/06/2011 09:00	0.614	10.44	0.24
14/06/2011 10:00	0.634	10.43	0.24
14/06/2011 11:00	0.64	10.43	0.24
14/06/2011 12:00	0.642	10.42	0.24
14/06/2011 13:00	0.623	10.43	0.24
14/06/2011 14:00	0.599	10.42	0.24
14/06/2011 15:00	0.578	10.45	0.24
14/06/2011 16:00	0.556	10.43	0.24
14/06/2011 17:00	0.549	10.43	0.24
14/06/2011 18:00	0.555	10.42	0.24
14/06/2011 19:00	0.579	10.44	0.24
14/06/2011 20:00	0.605	10.43	0.24
14/06/2011 21:00	0.627	10.45	0.24
14/06/2011 22:00	0.646	10.44	0.24
14/06/2011 23:00	0.659	10.42	0.24
15/06/2011 00:00	0.661	10.43	0.24
15/06/2011 01:00	0.653	10.4	0.24
15/06/2011 02:00	0.624	10.43	0.24
15/06/2011 03:00	0.596	10.42	0.24
15/06/2011 04:00	0.574	10.4	0.24
15/06/2011 05:00	0.558	10.41	0.24
15/06/2011 06:00	0.554	10.44	0.24
15/06/2011 07:00	0.57	10.41	0.24
15/06/2011 08:00	0.579	10.43	0.24
15/06/2011 09:00	0.596	10.43	0.24
15/06/2011 10:00	0.615	10.43	0.24
15/06/2011 11:00	0.63	10.43	0.24
15/06/2011 12:00	0.637	10.44	0.24
15/06/2011 13:00	0.628	10.41	0.24
15/06/2011 14:00	0.609	10.42	0.24
15/06/2011 15:00	0.586	10.44	0.24
15/06/2011 16:00	0.562	10.42	0.24
15/06/2011 17:00	0.542	10.39	0.24
15/06/2011 18:00	0.531	10.42	0.24
15/06/2011 19:00	0.555	10.42	0.24
15/06/2011 20:00	0.575	10.42	0.24
15/06/2011 21:00	0.598	10.43	0.24
15/06/2011 22:00	0.621	10.42	0.24
15/06/2011 23:00	0.65	10.43	0.24
16/06/2011 00:00	0.661	10.44	0.24
16/06/2011 01:00	0.664	10.43	0.24
16/06/2011 02:00	0.651	10.41	0.24
16/06/2011 03:00	0.627	10.41	0.24
16/06/2011 04:00	0.601	10.4	0.24
16/06/2011 05:00	0.579	10.41	0.24
16/06/2011 06:00	0.565	10.42	0.24
16/06/2011 07:00	0.574	10.44	0.24
16/06/2011 08:00	0.582	10.42	0.24
16/06/2011 09:00	0.595	10.42	0.24
16/06/2011 10:00	0.617	10.42	0.24
16/06/2011 11:00	0.639	10.43	0.24
16/06/2011 12:00	0.659	10.42	0.24
16/06/2011 13:00	0.673	10.41	0.24
16/06/2011 14:00	0.664	10.42	0.24
16/06/2011 15:00	0.643	10.4	0.24
16/06/2011 16:00	0.613	10.39	0.24
16/06/2011 17:00	0.586	10.41	0.24
16/06/2011 18:00	0.553	10.4	0.24

16/06/2011 19:00	0.557	10.42	0.24
16/06/2011 20:00	0.576	10.42	0.24
16/06/2011 21:00	0.595	10.41	0.24
16/06/2011 22:00	0.613	10.41	0.24
16/06/2011 23:00	0.641	10.41	0.24
17/06/2011 00:00	0.662	10.42	0.24
17/06/2011 01:00	0.679	10.4	0.24
17/06/2011 02:00	0.673	10.4	0.24
17/06/2011 03:00	0.652	10.38	0.24
17/06/2011 04:00	0.626	10.38	0.24
17/06/2011 05:00	0.603	10.4	0.24
17/06/2011 06:00	0.58	10.38	0.24
17/06/2011 07:00	0.568	10.41	0.24
17/06/2011 08:00	0.57	10.41	0.24
17/06/2011 09:00	0.589	10.4	0.24
17/06/2011 10:00	0.611	10.41	0.24
17/06/2011 11:00	0.641	10.41	0.24
17/06/2011 12:00	0.658	10.39	0.24
17/06/2011 13:00	0.664	10.41	0.24
17/06/2011 14:00	0.667	10.39	0.24
17/06/2011 15:00	0.656	10.4	0.24
17/06/2011 16:00	0.635	10.41	0.24
17/06/2011 17:00	0.608	10.39	0.24
17/06/2011 18:00	0.582	10.39	0.24
17/06/2011 19:00	0.561	10.4	0.24
17/06/2011 20:00	0.561	10.4	0.24
17/06/2011 21:00	0.578	10.39	0.24
17/06/2011 22:00	0.598	10.42	0.24
17/06/2011 23:00	0.63	10.39	0.24
18/06/2011 00:00	0.655	10.41	0.24
18/06/2011 01:00	0.675	10.41	0.24
18/06/2011 02:00	0.689	10.41	0.24
18/06/2011 03:00	0.685	10.4	0.24
18/06/2011 04:00	0.661	10.39	0.24
18/06/2011 05:00	0.638	10.4	0.24
18/06/2011 06:00	0.615	10.4	0.24
18/06/2011 07:00	0.596	10.39	0.24
18/06/2011 08:00	0.593	10.39	0.24
18/06/2011 09:00	0.603	10.41	0.24
18/06/2011 10:00	0.617	10.42	0.24
18/06/2011 11:00	0.639	10.39	0.24
18/06/2011 12:00	0.667	10.4	0.24
18/06/2011 13:00	0.692	10.39	0.24
18/06/2011 14:00	0.693	10.39	0.24
18/06/2011 15:00	0.684	10.39	0.24
18/06/2011 16:00	0.665	10.39	0.24
18/06/2011 17:00	0.634	10.39	0.24
18/06/2011 18:00	0.618	10.39	0.24
18/06/2011 19:00	0.593	10.38	0.24
18/06/2011 20:00	0.581	10.4	0.24
18/06/2011 21:00	0.59	10.41	0.24
18/06/2011 22:00	0.605	10.39	0.24
18/06/2011 23:00	0.627	10.41	0.24
19/06/2011 00:00	0.647	10.39	0.24
19/06/2011 01:00	0.675	10.39	0.24
19/06/2011 02:00	0.694	10.4	0.24
19/06/2011 03:00	0.703	10.38	0.24
19/06/2011 04:00	0.689	10.4	0.24
19/06/2011 05:00	0.674	10.4	0.24

19/06/2011 06:00	0.655	10.39	0.24
19/06/2011 07:00	0.629	10.41	0.24
19/06/2011 08:00	0.617	10.4	0.24
19/06/2011 09:00	0.619	10.4	0.24
19/06/2011 10:00	0.631	10.4	0.24
19/06/2011 11:00	0.649	10.42	0.24
19/06/2011 12:00	0.671	10.39	0.24
19/06/2011 13:00	0.692	10.41	0.24
19/06/2011 14:00	0.706	10.4	0.24
19/06/2011 15:00	0.71	10.42	0.24
19/06/2011 16:00	0.692	10.4	0.24
19/06/2011 17:00	0.677	10.39	0.24
19/06/2011 18:00	0.646	10.41	0.24
19/06/2011 19:00	0.622	10.41	0.24
19/06/2011 20:00	0.597	10.39	0.24
19/06/2011 21:00	0.586	10.4	0.24
19/06/2011 22:00	0.598	10.39	0.24
19/06/2011 23:00	0.611	10.39	0.24
20/06/2011 00:00	0.629	10.39	0.24
20/06/2011 01:00	0.654	10.38	0.24
20/06/2011 02:00	0.674	10.39	0.24
20/06/2011 03:00	0.689	10.4	0.24
20/06/2011 04:00	0.695	10.41	0.24
20/06/2011 05:00	0.678	10.42	0.24
20/06/2011 06:00	0.655	10.4	0.24
20/06/2011 07:00	0.624	10.4	0.24
20/06/2011 08:00	0.6	10.4	0.24
20/06/2011 09:00	0.591	10.39	0.24
20/06/2011 10:00	0.604	10.39	0.24
20/06/2011 11:00	0.621	10.4	0.24
20/06/2011 12:00	0.643	10.4	0.24
20/06/2011 13:00	0.667	10.39	0.24
20/06/2011 14:00	0.686	10.41	0.24
20/06/2011 15:00	0.69	10.4	0.24
20/06/2011 16:00	0.691	10.4	0.24
20/06/2011 17:00	0.683	10.41	0.24
20/06/2011 18:00	0.657	10.4	0.24
20/06/2011 19:00	0.636	10.4	0.24
20/06/2011 20:00	0.613	10.41	0.24
20/06/2011 21:00	0.594	10.41	0.24
20/06/2011 22:00	0.585	10.39	0.24
20/06/2011 23:00	0.592	10.39	0.24
21/06/2011 00:00	0.604	10.39	0.24
21/06/2011 01:00	0.625	10.39	0.24
21/06/2011 02:00	0.648	10.41	0.24
21/06/2011 03:00	0.676	10.41	0.24
21/06/2011 04:00	0.687	10.4	0.24
21/06/2011 05:00	0.684	10.41	0.24
21/06/2011 06:00	0.67	10.4	0.24
21/06/2011 07:00	0.647	10.39	0.24
21/06/2011 08:00	0.621	10.39	0.24
21/06/2011 09:00	0.604	10.41	0.24
21/06/2011 10:00	0.595	10.4	0.24
21/06/2011 11:00	0.608	10.42	0.24
21/06/2011 12:00	0.623	10.4	0.24
21/06/2011 13:00	0.648	10.4	0.24
21/06/2011 14:00	0.669	10.4	0.24
21/06/2011 15:00	0.689	10.41	0.24
21/06/2011 16:00	0.69	10.4	0.24

21/06/2011 17:00	0.684	10.39	0.24
21/06/2011 18:00	0.668	10.38	0.24
21/06/2011 19:00	0.648	10.4	0.24
21/06/2011 20:00	0.627	10.38	0.24
21/06/2011 21:00	0.605	10.4	0.24
21/06/2011 22:00	0.591	10.38	0.24
21/06/2011 23:00	0.589	10.39	0.24
22/06/2011 00:00	0.596	10.38	0.24
22/06/2011 01:00	0.613	10.37	0.24
22/06/2011 02:00	0.633	10.38	0.24
22/06/2011 03:00	0.653	10.38	0.24
22/06/2011 04:00	0.671	10.39	0.24
22/06/2011 05:00	0.683	10.38	0.24
22/06/2011 06:00	0.677	10.39	0.24
22/06/2011 07:00	0.656	10.38	0.24
22/06/2011 08:00	0.629	10.39	0.24
22/06/2011 09:00	0.61	10.38	0.24
22/06/2011 10:00	0.599	10.38	0.24
22/06/2011 11:00	0.605	10.38	0.24
22/06/2011 12:00	0.621	10.39	0.24
22/06/2011 13:00	0.639	10.4	0.24
22/06/2011 14:00	0.652	10.39	0.24
22/06/2011 15:00	0.677	10.39	0.24
22/06/2011 16:00	0.692	10.39	0.24
22/06/2011 17:00	0.691	10.4	0.24
22/06/2011 18:00	0.675	10.4	0.24
22/06/2011 19:00	0.665	10.41	0.24
22/06/2011 20:00	0.644	10.39	0.24
22/06/2011 21:00	0.624	10.4	0.24
22/06/2011 22:00	0.609	10.4	0.24
22/06/2011 23:00	0.601	10.4	0.24
23/06/2011 00:00	0.6	10.38	0.24
23/06/2011 01:00	0.61	10.38	0.24
23/06/2011 02:00	0.631	10.38	0.24
23/06/2011 03:00	0.649	10.4	0.24
23/06/2011 04:00	0.67	10.39	0.24
23/06/2011 05:00	0.687	10.41	0.24
23/06/2011 06:00	0.688	10.39	0.24
23/06/2011 07:00	0.676	10.4	0.24
23/06/2011 08:00	0.658	10.41	0.24
23/06/2011 09:00	0.644	10.41	0.24
23/06/2011 10:00	0.621	10.42	0.24
23/06/2011 11:00	0.614	10.41	0.24
23/06/2011 12:00	0.624	10.41	0.24
23/06/2011 13:00	0.634	10.42	0.24
23/06/2011 14:00	0.659	10.4	0.24
23/06/2011 15:00	0.673	10.44	0.24
23/06/2011 16:00	0.683	10.44	0.24
23/06/2011 17:00	0.691	10.43	0.24
23/06/2011 18:00	0.692	10.43	0.24
23/06/2011 19:00	0.687	10.42	0.24
23/06/2011 20:00	0.671	10.42	0.24
23/06/2011 21:00	0.656	10.41	0.24
23/06/2011 22:00	0.634	10.41	0.24
23/06/2011 23:00	0.618	10.42	0.24
24/06/2011 00:00	0.61	10.42	0.24
24/06/2011 01:00	0.606	10.42	0.24
24/06/2011 02:00	0.618	10.43	0.24
24/06/2011 03:00	0.626	10.43	0.24

24/06/2011 04:00	0.645	10.42	0.24
24/06/2011 05:00	0.666	10.41	0.24
24/06/2011 06:00	0.679	10.41	0.24
24/06/2011 07:00	0.682	10.41	0.24
24/06/2011 08:00	0.669	10.4	0.24
24/06/2011 09:00	0.647	10.41	0.24
24/06/2011 10:00	0.629	10.4	0.24
24/06/2011 11:00	0.619	10.4	0.24
24/06/2011 12:00	0.614	10.41	0.24
24/06/2011 13:00	0.62	10.39	0.24
24/06/2011 14:00	0.632	10.39	0.24
24/06/2011 15:00	0.642	10.4	0.24
24/06/2011 16:00	0.657	10.39	0.24
24/06/2011 17:00	0.681	10.39	0.24
24/06/2011 18:00	0.692	10.39	0.24
24/06/2011 19:00	0.694	10.4	0.24
24/06/2011 20:00	0.688	10.41	0.24
24/06/2011 21:00	0.669	10.42	0.24
24/06/2011 22:00	0.651	10.42	0.24
24/06/2011 23:00	0.629	10.39	0.24
25/06/2011 00:00	0.611	10.4	0.24
25/06/2011 01:00	0.603	10.41	0.24
25/06/2011 02:00	0.603	10.42	0.24
25/06/2011 03:00	0.614	10.42	0.24
25/06/2011 04:00	0.622	10.43	0.24
25/06/2011 05:00	0.643	10.43	0.24
25/06/2011 06:00	0.658	10.44	0.24
25/06/2011 07:00	0.675	10.43	0.24
25/06/2011 08:00	0.677	10.41	0.24
25/06/2011 09:00	0.666	10.42	0.24
25/06/2011 10:00	0.65	10.42	0.24
25/06/2011 11:00	0.632	10.42	0.24
25/06/2011 12:00	0.611	10.42	0.24
25/06/2011 13:00	0.602	10.42	0.24
25/06/2011 14:00	0.6	10.42	0.24
25/06/2011 15:00	0.606	10.42	0.24
25/06/2011 16:00	0.623	10.41	0.24
25/06/2011 17:00	0.638	10.43	0.24
25/06/2011 18:00	0.656	10.43	0.24
25/06/2011 19:00	0.667	10.42	0.24
25/06/2011 20:00	0.676	10.41	0.24
25/06/2011 21:00	0.663	10.41	0.24
25/06/2011 22:00	0.649	10.44	0.24
25/06/2011 23:00	0.632	10.43	0.24
26/06/2011 00:00	0.621	10.41	0.24
26/06/2011 01:00	0.605	10.41	0.24
26/06/2011 02:00	0.598	10.42	0.24
26/06/2011 03:00	0.6	10.42	0.24
26/06/2011 04:00	0.615	10.43	0.24
26/06/2011 05:00	0.632	10.41	0.24
26/06/2011 06:00	0.649	10.42	0.24
26/06/2011 07:00	0.661	10.41	0.24
26/06/2011 08:00	0.666	10.42	0.24
26/06/2011 09:00	0.671	10.41	0.24
26/06/2011 10:00	0.666	10.42	0.24
26/06/2011 11:00	0.654	10.41	0.24
26/06/2011 12:00	0.639	10.41	0.24
26/06/2011 13:00	0.628	10.41	0.24
26/06/2011 14:00	0.613	10.44	0.24

26/06/2011 15:00	0.611	10.42	0.24
26/06/2011 16:00	0.622	10.44	0.24
26/06/2011 17:00	0.641	10.41	0.24
26/06/2011 18:00	0.661	10.44	0.24
26/06/2011 19:00	0.675	10.46	0.24
26/06/2011 20:00	0.684	10.43	0.24
26/06/2011 21:00	0.683	10.44	0.24
26/06/2011 22:00	0.677	10.43	0.24
26/06/2011 23:00	0.661	10.43	0.24
27/06/2011 00:00	0.647	10.43	0.24
27/06/2011 01:00	0.626	10.43	0.24
27/06/2011 02:00	0.612	10.43	0.24
27/06/2011 03:00	0.606	10.43	0.24
27/06/2011 04:00	0.601	10.46	0.24
27/06/2011 05:00	0.613	10.42	0.24
27/06/2011 06:00	0.628	10.42	0.24
27/06/2011 07:00	0.639	10.42	0.24
27/06/2011 08:00	0.65	10.42	0.24
27/06/2011 09:00	0.666	10.42	0.24
27/06/2011 10:00	0.671	10.42	0.24
27/06/2011 11:00	0.664	10.42	0.24
27/06/2011 12:00	0.65	10.42	0.24
27/06/2011 13:00	0.638	10.42	0.24
27/06/2011 14:00	0.62	10.43	0.24
27/06/2011 15:00	0.608	10.45	0.24
27/06/2011 16:00	0.61	10.42	0.24
27/06/2011 17:00	0.616	10.44	0.24
27/06/2011 18:00	0.635	10.43	0.24
27/06/2011 19:00	0.655	10.44	0.24
27/06/2011 20:00	0.675	10.43	0.24
27/06/2011 21:00	0.688	10.43	0.24
27/06/2011 22:00	0.693	10.41	0.24
27/06/2011 23:00	0.688	10.42	0.24
28/06/2011 00:00	0.676	10.44	0.24
28/06/2011 01:00	0.662	10.43	0.24
28/06/2011 02:00	0.643	10.42	0.24
28/06/2011 03:00	0.627	10.41	0.24
28/06/2011 04:00	0.618	10.43	0.24
28/06/2011 05:00	0.622	10.42	0.24
28/06/2011 06:00	0.633	10.42	0.24
28/06/2011 07:00	0.646	10.42	0.24
28/06/2011 08:00	0.66	10.43	0.24
28/06/2011 09:00	0.672	10.42	0.24
28/06/2011 10:00	0.686	10.42	0.24
28/06/2011 11:00	0.688	10.43	0.24
28/06/2011 12:00	0.68	10.41	0.24
28/06/2011 13:00	0.657	10.41	0.24
28/06/2011 14:00	0.643	10.42	0.24
28/06/2011 15:00	0.625	10.41	0.24

END OF DATA FILE OF DATALOGGER FOR WINDOWS

17_K4999_110715104121.CSV

Data file for DataLogger.

=====

COMPANY : <Company name>

COMP.STATUS: Done

DATE : 15/07/2011

TIME : 10:41:44

FILENAME : C:\Documents and Settings\All Users\Application Data\DiverOffice\Sizewell\CSV\pz2009_18_

CREATED BY : SWS Diver-Office 4.0.76.0

===== BEGINNING OF DATA =====

[Logger settings]

Instrument type =CTD-Diver=17

Status =Started =0

Serial number =.00-K4976 317.

Instrument number =
=0

Location =pz2009_18

Sample period =M60

Sample method =T

Number of channels =3

[Channel 1]

Identification =WATER HEAD

Reference level =4.000 m

Range =17.500 m

Master level =1750 CMH2O

Altitude =0 m

[Channel 2]

Identification =TEMPERATURE

Reference level =-20.00 °C

Range =100.00 °C

[Channel 3]

Identification =1: CONDUCTIVITY

Reference level =0.00 mS/cm

Range =120.00 mS/cm

[Series settings]

Serial number =.00-K4976 317.

Instrument number =

Location =pz2009_18

Sample period =00 00:60:00 0

Sample method =T

Start date / time =00:00:06 09/04/11

End date / time =00:00:16 27/06/11

[Channel 1 from data header]

Identification =WATER HEAD

Reference level =4.000 m

Range =17.500 m

Master level =1750 CMH2O

Altitude =0 m

[Channel 2 from data header]

Identification =TEMPERATURE

Reference level =-20.00 °C

Range =100.00 °C

[Channel 3 from data header]

Identification =1: CONDUCTIVITY

Reference level =0.00 mS/cm
Range =120.00 mS/cm

[Data]

Date/time	1907 Water head[m]	Temperature[°C]	1:Conductivity[mS/cm]
09/04/2011 06:00	0.616	10.12	3.16
09/04/2011 07:00	0.57	10.16	3.16
09/04/2011 08:00	0.52	10.2	3.16
09/04/2011 09:00	0.487	10.17	3.16
09/04/2011 10:00	0.489	10.18	3.16
09/04/2011 11:00	0.512	10.19	3.16
09/04/2011 12:00	0.539	10.22	3.16
09/04/2011 13:00	0.574	10.18	3.16
09/04/2011 14:00	0.611	10.13	3.15
09/04/2011 15:00	0.636	10.14	3.16
09/04/2011 16:00	0.645	10.13	3.16
09/04/2011 17:00	0.636	10.09	3.15
09/04/2011 18:00	0.602	10.09	3.15
09/04/2011 19:00	0.558	10.08	3.15
09/04/2011 20:00	0.51	10.2	3.16
09/04/2011 21:00	0.475	10.22	3.16
09/04/2011 22:00	0.464	10.17	3.16
09/04/2011 23:00	0.487	10.23	3.17
10/04/2011 00:00	0.511	10.25	3.17
10/04/2011 01:00	0.547	10.13	3.16
10/04/2011 02:00	0.588	10.19	3.16
10/04/2011 03:00	0.621	10.16	3.16
10/04/2011 04:00	0.645	10.14	3.16
10/04/2011 05:00	0.647	10.15	3.16
10/04/2011 06:00	0.617	10.13	3.16
10/04/2011 07:00	0.571	10.16	3.16
10/04/2011 08:00	0.528	10.15	3.16
10/04/2011 09:00	0.487	10.19	3.17
10/04/2011 10:00	0.47	10.22	3.17
10/04/2011 11:00	0.478	10.21	3.17
10/04/2011 12:00	0.502	10.29	3.17
10/04/2011 13:00	0.533	10.22	3.16
10/04/2011 14:00	0.566	10.19	3.16
10/04/2011 15:00	0.602	10.16	3.16
10/04/2011 16:00	0.627	10.18	3.16
10/04/2011 17:00	0.638	10.12	3.16
10/04/2011 18:00	0.622	10.1	3.16
10/04/2011 19:00	0.583	10.1	3.16
10/04/2011 20:00	0.544	10.1	3.16
10/04/2011 21:00	0.502	10.23	3.17
10/04/2011 22:00	0.471	10.28	3.16
10/04/2011 23:00	0.464	10.24	3.16
11/04/2011 00:00	0.481	10.24	3.16
11/04/2011 01:00	0.506	10.32	3.16
11/04/2011 02:00	0.537	10.17	3.15
11/04/2011 03:00	0.576	10.2	3.16
11/04/2011 04:00	0.609	10.14	3.15
11/04/2011 05:00	0.635	10.17	3.16
11/04/2011 06:00	0.632	10.1	3.15
11/04/2011 07:00	0.605	10.05	3.14
11/04/2011 08:00	0.565	10.13	3.15
11/04/2011 09:00	0.529	10.09	3.15

11/04/2011 10:00	0.496	10.22	3.16
11/04/2011 11:00	0.488	10.26	3.16
11/04/2011 12:00	0.496	10.24	3.15
11/04/2011 13:00	0.517	10.18	3.14
11/04/2011 14:00	0.546	10.2	3.15
11/04/2011 15:00	0.583	10.12	3.14
11/04/2011 16:00	0.618	10.17	3.15
11/04/2011 17:00	0.645	10.15	3.15
11/04/2011 18:00	0.646	10.13	3.15
11/04/2011 19:00	0.627	10.13	3.15
11/04/2011 20:00	0.593	10.14	3.15
11/04/2011 21:00	0.555	10.11	3.15
11/04/2011 22:00	0.52	10.1	3.14
11/04/2011 23:00	0.493	10.15	3.13
12/04/2011 00:00	0.491	10.24	3.13
12/04/2011 01:00	0.5	10.23	3.13
12/04/2011 02:00	0.524	10.16	3.12
12/04/2011 03:00	0.56	10.17	3.12
12/04/2011 04:00	0.602	10.16	3.12
12/04/2011 05:00	0.637	10.14	3.13
12/04/2011 06:00	0.666	10.16	3.13
12/04/2011 07:00	0.671	10.13	3.13
12/04/2011 08:00	0.647	10.11	3.13
12/04/2011 09:00	0.618	10.12	3.13
12/04/2011 10:00	0.575	10.13	3.13
12/04/2011 11:00	0.552	10.14	3.13
12/04/2011 12:00	0.537	10.13	3.13
12/04/2011 13:00	0.537	10.26	3.12
12/04/2011 14:00	0.547	10.18	3.12
12/04/2011 15:00	0.574	10.13	3.12
12/04/2011 16:00	0.604	10.14	3.12
12/04/2011 17:00	0.636	10.18	3.12
12/04/2011 18:00	0.654	10.14	3.12
12/04/2011 19:00	0.661	10.15	3.12
12/04/2011 20:00	0.646	10.15	3.12
12/04/2011 21:00	0.613	10.12	3.12
12/04/2011 22:00	0.569	10.07	3.12
12/04/2011 23:00	0.528	10.19	3.13
13/04/2011 00:00	0.494	10.23	3.12
13/04/2011 01:00	0.475	10.25	3.12
13/04/2011 02:00	0.472	10.14	3.1
13/04/2011 03:00	0.492	10.29	3.11
13/04/2011 04:00	0.523	10.21	3.11
13/04/2011 05:00	0.559	10.19	3.11
13/04/2011 06:00	0.594	10.16	3.11
13/04/2011 07:00	0.624	10.17	3.11
13/04/2011 08:00	0.631	10.14	3.11
13/04/2011 09:00	0.615	10.14	3.11
13/04/2011 10:00	0.59	10.16	3.11
13/04/2011 11:00	0.557	10.13	3.11
13/04/2011 12:00	0.523	10.13	3.11
13/04/2011 13:00	0.504	10.16	3.12
13/04/2011 14:00	0.493	10.24	3.12
13/04/2011 15:00	0.537	10.15	3.12
13/04/2011 16:00	0.558	10.24	3.13
13/04/2011 17:00	0.589	10.08	3.12
13/04/2011 18:00	0.627	10.09	3.12
13/04/2011 19:00	0.654	10.1	3.12
13/04/2011 20:00	0.667	10.12	3.12

13/04/2011 21:00	0.663	10.05	3.11
13/04/2011 22:00	0.638	10.11	3.12
13/04/2011 23:00	0.598	10.05	3.11
14/04/2011 00:00	0.558	10.14	3.12
14/04/2011 01:00	0.522	10.22	3.12
14/04/2011 02:00	0.499	10.21	3.11
14/04/2011 03:00	0.502	10.24	3.12
14/04/2011 04:00	0.522	10.16	3.11
14/04/2011 05:00	0.558	10.13	3.1
14/04/2011 06:00	0.6	10.16	3.11
14/04/2011 07:00	0.642	10.13	3.11
14/04/2011 08:00	0.679	10.13	3.11
14/04/2011 09:00	0.696	10.09	3.1
14/04/2011 10:00	0.689	10.11	3.11
14/04/2011 11:00	0.665	10.11	3.11
14/04/2011 12:00	0.631	10.07	3.1
14/04/2011 13:00	0.59	10.09	3.11
14/04/2011 14:00	0.559	10.12	3.11
14/04/2011 15:00	0.545	10.23	3.12
14/04/2011 16:00	0.551	10.2	3.11
14/04/2011 17:00	0.583	10.06	3.1
14/04/2011 18:00	0.619	10.02	3.1
14/04/2011 19:00	0.653	10	3.1
14/04/2011 20:00	0.677	9.99	3.1
14/04/2011 21:00	0.69	10.01	3.1
14/04/2011 22:00	0.688	10.01	3.1
14/04/2011 23:00	0.659	10.05	3.1
15/04/2011 00:00	0.619	9.99	3.1
15/04/2011 01:00	0.574	9.94	3.1
15/04/2011 02:00	0.524	10.05	3.1
15/04/2011 03:00	0.495	10.03	3.1
15/04/2011 04:00	0.489	10.05	3.1
15/04/2011 05:00	0.51	10.15	3.1
15/04/2011 06:00	0.548	10.15	3.1
15/04/2011 07:00	0.586	10.12	3.1
15/04/2011 08:00	0.629	10.1	3.1
15/04/2011 09:00	0.663	10.06	3.1
15/04/2011 10:00	0.679	10.09	3.1
15/04/2011 11:00	0.676	10.01	3.1
15/04/2011 12:00	0.64	10.01	3.1
15/04/2011 13:00	0.598	9.96	3.09
15/04/2011 14:00	0.553	10.01	3.1
15/04/2011 15:00	0.511	10	3.1
15/04/2011 16:00	0.494	10.05	3.1
15/04/2011 17:00	0.512	10.06	3.1
15/04/2011 18:00	0.547	10.05	3.1
15/04/2011 19:00	0.587	10.01	3.1
15/04/2011 20:00	0.627	10.03	3.1
15/04/2011 21:00	0.66	10	3.1
15/04/2011 22:00	0.676	10.04	3.1
15/04/2011 23:00	0.674	10	3.1
16/04/2011 00:00	0.65	9.99	3.1
16/04/2011 01:00	0.598	9.98	3.1
16/04/2011 02:00	0.546	9.98	3.1
16/04/2011 03:00	0.496	10.07	3.11
16/04/2011 04:00	0.462	10.1	3.11
16/04/2011 05:00	0.47	10.01	3.1
16/04/2011 06:00	0.504	10.12	3.12
16/04/2011 07:00	0.547	10.11	3.12

16/04/2011 08:00	0.588	10	3.11
16/04/2011 09:00	0.64	10.05	3.11
16/04/2011 10:00	0.671	10	3.11
16/04/2011 11:00	0.69	10.04	3.11
16/04/2011 12:00	0.686	9.99	3.11
16/04/2011 13:00	0.648	10	3.11
16/04/2011 14:00	0.6	10	3.11
16/04/2011 15:00	0.549	10.09	3.12
16/04/2011 16:00	0.511	10.09	3.12
16/04/2011 17:00	0.502	10.03	3.11
16/04/2011 18:00	0.531	10.1	3.12
16/04/2011 19:00	0.577	10.17	3.13
16/04/2011 20:00	0.621	10.01	3.11
16/04/2011 21:00	0.669	10.07	3.12
16/04/2011 22:00	0.699	10.03	3.12
16/04/2011 23:00	0.703	10.05	3.12
17/04/2011 00:00	0.699	9.96	3.11
17/04/2011 01:00	0.659	10.06	3.12
17/04/2011 02:00	0.605	10.03	3.12
17/04/2011 03:00	0.54	10.01	3.11
17/04/2011 04:00	0.486	9.97	3.11
17/04/2011 05:00	0.458	9.98	3.12
17/04/2011 06:00	0.466	10.04	3.12
17/04/2011 07:00	0.509	10.05	3.12
17/04/2011 08:00	0.551	10.04	3.12
17/04/2011 09:00	0.596	10.02	3.12
17/04/2011 10:00	0.645	9.96	3.12
17/04/2011 11:00	0.676	10.01	3.12
17/04/2011 12:00	0.696	10.05	3.12
17/04/2011 13:00	0.677	9.94	3.12
17/04/2011 14:00	0.628	9.98	3.12
17/04/2011 15:00	0.577	9.96	3.12
17/04/2011 16:00	0.521	10.08	3.12
17/04/2011 17:00	0.485	9.98	3.12
17/04/2011 18:00	0.499	10.02	3.12
17/04/2011 19:00	0.54	10.01	3.12
17/04/2011 20:00	0.586	10.06	3.13
17/04/2011 21:00	0.632	10.06	3.13
17/04/2011 22:00	0.678	9.98	3.12
17/04/2011 23:00	0.71	9.97	3.12
18/04/2011 00:00	0.714	9.96	3.12
18/04/2011 01:00	0.702	9.93	3.12
18/04/2011 02:00	0.653	9.96	3.12
18/04/2011 03:00	0.592	10.07	3.13
18/04/2011 04:00	0.528	9.97	3.12
18/04/2011 05:00	0.472	10.07	3.13
18/04/2011 06:00	0.445	10.04	3.13
18/04/2011 07:00	0.47	10.05	3.13
18/04/2011 08:00	0.514	9.98	3.12
18/04/2011 09:00	0.557	10.01	3.13
18/04/2011 10:00	0.604	10.03	3.13
18/04/2011 11:00	0.66	10.06	3.13
18/04/2011 12:00	0.681	9.99	3.12
18/04/2011 13:00	0.696	9.99	3.12
18/04/2011 14:00	0.664	9.96	3.12
18/04/2011 15:00	0.61	10.03	3.13
18/04/2011 16:00	0.556	10.02	3.13
18/04/2011 17:00	0.502	10.03	3.13
18/04/2011 18:00	0.477	10.01	3.13

18/04/2011 19:00	0.5	9.96	3.12
18/04/2011 20:00	0.547	10.01	3.13
18/04/2011 21:00	0.589	9.98	3.13
18/04/2011 22:00	0.644	9.93	3.12
18/04/2011 23:00	0.694	10.07	3.14
19/04/2011 00:00	0.715	10.02	3.13
19/04/2011 01:00	0.719	10.03	3.13
19/04/2011 02:00	0.702	10.03	3.13
19/04/2011 03:00	0.643	10.08	3.14
19/04/2011 04:00	0.577	9.97	3.13
19/04/2011 05:00	0.509	9.95	3.12
19/04/2011 06:00	0.454	9.99	3.13
19/04/2011 07:00	0.438	10.02	3.13
19/04/2011 08:00	0.475	9.97	3.13
19/04/2011 09:00	0.512	9.97	3.13
19/04/2011 10:00	0.561	9.99	3.13
19/04/2011 11:00	0.614	10.03	3.14
19/04/2011 12:00	0.663	10.03	3.13
19/04/2011 13:00	0.684	9.96	3.13
19/04/2011 14:00	-5.818	20.81	0.01
19/04/2011 15:00	0.649	10.24	3.19
19/04/2011 16:00	0.594	10.03	3.14
19/04/2011 17:00	0.548	10.02	3.12
19/04/2011 18:00	0.495	10	3.12
19/04/2011 19:00	0.479	9.97	3.11
19/04/2011 20:00	0.517	9.99	3.11
19/04/2011 21:00	0.563	10.05	3.12
19/04/2011 22:00	0.613	10.02	3.12
19/04/2011 23:00	0.669	10.01	3.11
20/04/2011 00:00	0.715	9.97	3.11
20/04/2011 01:00	0.736	9.95	3.11
20/04/2011 02:00	0.744	9.98	3.12
20/04/2011 03:00	0.713	9.91	3.11
20/04/2011 04:00	0.654	9.96	3.11
20/04/2011 05:00	0.591	9.99	3.11
20/04/2011 06:00	0.53	10.32	3.18
20/04/2011 07:00	0.478	10.14	3.16
20/04/2011 08:00	0.476	10.15	3.15
20/04/2011 09:00	0.507	10.12	3.14
20/04/2011 10:00	0.549	10.15	3.14
20/04/2011 11:00	0.598	10.16	3.14
20/04/2011 12:00	0.661	10.13	3.14
20/04/2011 13:00	0.693	10.16	3.14
20/04/2011 14:00	0.703	10.17	3.14
20/04/2011 15:00	0.69	10.13	3.14
20/04/2011 16:00	0.644	10.08	3.14
20/04/2011 17:00	0.586	10.11	3.14
20/04/2011 18:00	0.528	10.07	3.14
20/04/2011 19:00	0.477	10.08	3.14
20/04/2011 20:00	0.464	10.11	3.14
20/04/2011 21:00	0.503	10.14	3.14
20/04/2011 22:00	0.548	10.12	3.14
20/04/2011 23:00	0.597	10.11	3.14
21/04/2011 00:00	0.654	10.16	3.15
21/04/2011 01:00	0.7	10.12	3.14
21/04/2011 02:00	0.719	10.12	3.14
21/04/2011 03:00	0.725	10.14	3.14
21/04/2011 04:00	0.686	10.09	3.14
21/04/2011 05:00	0.625	10.09	3.14

21/04/2011 06:00	0.568	10.09	3.14
21/04/2011 07:00	0.508	10.22	3.16
21/04/2011 08:00	0.475	10.1	3.15
21/04/2011 09:00	0.49	10.17	3.15
21/04/2011 10:00	0.53	10.13	3.15
21/04/2011 11:00	0.566	10.18	3.15
21/04/2011 12:00	0.618	10.14	3.15
21/04/2011 13:00	0.667	10.11	3.15
21/04/2011 14:00	0.69	10.12	3.15
21/04/2011 15:00	0.701	10.12	3.15
21/04/2011 16:00	0.683	10.11	3.15
21/04/2011 17:00	0.63	10.14	3.15
21/04/2011 18:00	0.58	10.14	3.15
21/04/2011 19:00	0.525	10.1	3.15
21/04/2011 20:00	0.483	10.15	3.15
21/04/2011 21:00	0.484	10.17	3.16
21/04/2011 22:00	0.523	10.14	3.15
21/04/2011 23:00	0.563	10.15	3.16
22/04/2011 00:00	0.613	10.17	3.16
22/04/2011 01:00	0.668	10.13	3.15
22/04/2011 02:00	0.704	10.14	3.15
22/04/2011 03:00	0.727	10.13	3.15
22/04/2011 04:00	0.721	10.11	3.15
22/04/2011 05:00	0.677	10.12	3.15
22/04/2011 06:00	0.628	10.16	3.16
22/04/2011 07:00	0.569	10.1	3.15
22/04/2011 08:00	0.519	10.17	3.16
22/04/2011 09:00	0.495	10.16	3.16
22/04/2011 10:00	0.51	10.11	3.16
22/04/2011 11:00	0.543	10.2	3.17
22/04/2011 12:00	0.581	10.2	3.17
22/04/2011 13:00	0.629	10.15	3.16
22/04/2011 14:00	0.663	10.09	3.16
22/04/2011 15:00	0.686	10.12	3.16
22/04/2011 16:00	0.692	10.13	3.16
22/04/2011 17:00	0.659	10.11	3.16
22/04/2011 18:00	0.611	10.12	3.16
22/04/2011 19:00	0.559	10.13	3.16
22/04/2011 20:00	0.51	10.1	3.16
22/04/2011 21:00	0.477	10.18	3.16
22/04/2011 22:00	0.479	10.22	3.17
22/04/2011 23:00	0.506	10.19	3.17
23/04/2011 00:00	0.546	10.15	3.17
23/04/2011 01:00	0.59	10.2	3.17
23/04/2011 02:00	0.643	10.19	3.17
23/04/2011 03:00	0.678	10.16	3.17
23/04/2011 04:00	0.704	10.15	3.16
23/04/2011 05:00	0.691	10.17	3.17
23/04/2011 06:00	0.656	10.13	3.16
23/04/2011 07:00	0.606	10.11	3.16
23/04/2011 08:00	0.551	10.14	3.16
23/04/2011 09:00	0.51	10.11	3.16
23/04/2011 10:00	0.497	10.18	3.17
23/04/2011 11:00	0.521	10.2	3.17
23/04/2011 12:00	0.556	10.14	3.16
23/04/2011 13:00	0.59	10.15	3.16
23/04/2011 14:00	0.634	10.16	3.17
23/04/2011 15:00	0.667	10.15	3.17
23/04/2011 16:00	0.681	10.17	3.17

23/04/2011 17:00	0.68	10.13	3.16
23/04/2011 18:00	0.646	10.14	3.17
23/04/2011 19:00	0.599	10.14	3.16
23/04/2011 20:00	0.548	10.21	3.17
23/04/2011 21:00	0.501	10.26	3.17
23/04/2011 22:00	0.476	10.31	3.17
23/04/2011 23:00	0.482	10.2	3.16
24/04/2011 00:00	0.511	10.18	3.16
24/04/2011 01:00	0.547	10.16	3.16
24/04/2011 02:00	0.589	10.18	3.16
24/04/2011 03:00	0.635	10.18	3.16
24/04/2011 04:00	0.675	10.19	3.16
24/04/2011 05:00	0.698	10.18	3.16
24/04/2011 06:00	0.688	10.16	3.16
24/04/2011 07:00	0.65	10.12	3.16
24/04/2011 08:00	0.607	10.13	3.16
24/04/2011 09:00	0.569	10.16	3.16
24/04/2011 10:00	0.54	10.09	3.16
24/04/2011 11:00	0.536	10.24	3.16
24/04/2011 12:00	0.559	10.22	3.16
24/04/2011 13:00	0.587	10.17	3.16
24/04/2011 14:00	0.619	10.15	3.16
24/04/2011 15:00	0.66	10.19	3.16
24/04/2011 16:00	0.683	10.21	3.16
24/04/2011 17:00	0.693	10.16	3.16
24/04/2011 18:00	0.681	10.15	3.16
24/04/2011 19:00	0.647	10.12	3.16
24/04/2011 20:00	0.599	10.11	3.15
24/04/2011 21:00	0.55	10.16	3.16
24/04/2011 22:00	0.51	10.27	3.16
24/04/2011 23:00	0.486	10.19	3.15
25/04/2011 00:00	0.489	10.16	3.15
25/04/2011 01:00	0.505	10.28	3.16
25/04/2011 02:00	0.537	10.21	3.14
25/04/2011 03:00	0.579	10.17	3.14
25/04/2011 04:00	0.619	10.16	3.14
25/04/2011 05:00	0.661	10.16	3.14
25/04/2011 06:00	0.682	10.19	3.15
25/04/2011 07:00	0.673	10.19	3.15
25/04/2011 08:00	0.646	10.17	3.15
25/04/2011 09:00	0.61	10.15	3.14
25/04/2011 10:00	0.572	10.17	3.15
25/04/2011 11:00	0.547	10.21	3.15
25/04/2011 12:00	0.538	10.17	3.14
25/04/2011 13:00	0.55	10.25	3.14
25/04/2011 14:00	0.571	10.18	3.14
25/04/2011 15:00	0.601	10.16	3.14
25/04/2011 16:00	0.628	10.14	3.14
25/04/2011 17:00	0.654	10.17	3.14
25/04/2011 18:00	0.668	10.16	3.14
25/04/2011 19:00	0.666	10.09	3.14
25/04/2011 20:00	0.633	10.11	3.14
25/04/2011 21:00	0.593	10.16	3.14
25/04/2011 22:00	0.556	10.09	3.14
25/04/2011 23:00	0.516	10.12	3.13
26/04/2011 00:00	0.493	10.22	3.14
26/04/2011 01:00	0.489	10.23	3.13
26/04/2011 02:00	0.505	10.21	3.12
26/04/2011 03:00	0.529	10.21	3.12

26/04/2011 04:00	0.567	10.2	3.12
26/04/2011 05:00	0.609	10.22	3.12
26/04/2011 06:00	0.642	10.17	3.12
26/04/2011 07:00	0.668	10.21	3.12
26/04/2011 08:00	0.666	10.18	3.12
26/04/2011 09:00	0.646	10.2	3.13
26/04/2011 10:00	0.614	10.11	3.12
26/04/2011 11:00	0.584	10.09	3.12
26/04/2011 12:00	0.554	10.16	3.12
26/04/2011 13:00	0.544	10.13	3.12
26/04/2011 14:00	0.553	10.14	3.11
26/04/2011 15:00	0.574	10.17	3.12
26/04/2011 16:00	0.602	10.17	3.12
26/04/2011 17:00	0.631	10.18	3.12
26/04/2011 18:00	0.654	10.2	3.12
26/04/2011 19:00	0.665	10.21	3.12
26/04/2011 20:00	0.659	10.12	3.12
26/04/2011 21:00	0.64	10.14	3.12
26/04/2011 22:00	0.603	10.16	3.12
26/04/2011 23:00	0.568	10.13	3.12
27/04/2011 00:00	0.531	10.19	3.12
27/04/2011 01:00	0.502	10.15	3.11
27/04/2011 02:00	0.489	10.19	3.11
27/04/2011 03:00	0.493	10.21	3.1
27/04/2011 04:00	0.521	10.2	3.1
27/04/2011 05:00	0.554	10.21	3.1
27/04/2011 06:00	0.59	10.19	3.1
27/04/2011 07:00	0.628	10.19	3.1
27/04/2011 08:00	0.659	10.16	3.1
27/04/2011 09:00	0.667	10.15	3.1
27/04/2011 10:00	0.65	10.14	3.1
27/04/2011 11:00	0.627	10.16	3.1
27/04/2011 12:00	0.596	10.1	3.1
27/04/2011 13:00	0.568	10.18	3.11
27/04/2011 14:00	0.549	10.1	3.1
27/04/2011 15:00	0.551	10.14	3.1
27/04/2011 16:00	0.573	10.16	3.1
27/04/2011 17:00	0.596	10.18	3.1
27/04/2011 18:00	0.631	10.19	3.1
27/04/2011 19:00	0.657	10.16	3.1
27/04/2011 20:00	0.671	10.19	3.1
27/04/2011 21:00	0.673	10.18	3.1
27/04/2011 22:00	0.654	10.1	3.1
27/04/2011 23:00	0.621	10.16	3.1
28/04/2011 00:00	0.582	10.15	3.1
28/04/2011 01:00	0.544	10.12	3.1
28/04/2011 02:00	0.512	10.15	3.1
28/04/2011 03:00	0.501	10.19	3.1
28/04/2011 04:00	0.504	10.17	3.1
28/04/2011 05:00	0.526	10.15	3.09
28/04/2011 06:00	0.564	10.22	3.1
28/04/2011 07:00	0.604	10.14	3.09
28/04/2011 08:00	0.637	10.16	3.09
28/04/2011 09:00	0.669	10.18	3.1
28/04/2011 10:00	0.681	10.15	3.09
28/04/2011 11:00	0.671	10.16	3.09
28/04/2011 12:00	0.643	10.14	3.09
28/04/2011 13:00	0.609	10.19	3.1
28/04/2011 14:00	0.573	10.17	3.09

28/04/2011 15:00	0.558	10.19	3.1
28/04/2011 16:00	0.57	10.13	3.08
28/04/2011 17:00	0.591	10.22	3.09
28/04/2011 18:00	0.621	10.23	3.09
28/04/2011 19:00	0.65	10.19	3.09
28/04/2011 20:00	0.679	10.14	3.09
28/04/2011 21:00	0.692	10.14	3.09
28/04/2011 22:00	0.694	10.21	3.09
28/04/2011 23:00	0.675	10.15	3.09
29/04/2011 00:00	0.637	10.16	3.09
29/04/2011 01:00	0.595	10.15	3.09
29/04/2011 02:00	0.551	10.15	3.09
29/04/2011 03:00	0.52	10.16	3.09
29/04/2011 04:00	0.505	10.19	3.09
29/04/2011 05:00	0.518	10.2	3.09
29/04/2011 06:00	0.541	10.23	3.08
29/04/2011 07:00	0.574	10.19	3.08
29/04/2011 08:00	0.61	10.18	3.08
29/04/2011 09:00	0.647	10.21	3.09
29/04/2011 10:00	0.67	10.13	3.08
29/04/2011 11:00	0.676	10.11	3.08
29/04/2011 12:00	0.657	10.19	3.09
29/04/2011 13:00	0.63	10.18	3.09
29/04/2011 14:00	0.594	10.17	3.08
29/04/2011 15:00	0.56	10.23	3.09
29/04/2011 16:00	0.542	10.22	3.09
29/04/2011 17:00	0.559	10.19	3.08
29/04/2011 18:00	0.586	10.19	3.08
29/04/2011 19:00	0.621	10.17	3.08
29/04/2011 20:00	0.655	10.17	3.08
29/04/2011 21:00	0.685	10.18	3.08
29/04/2011 22:00	0.699	10.17	3.08
29/04/2011 23:00	0.699	10.16	3.08
30/04/2011 00:00	0.675	10.21	3.09
30/04/2011 01:00	0.634	10.17	3.08
30/04/2011 02:00	0.591	10.13	3.08
30/04/2011 03:00	0.546	10.16	3.08
30/04/2011 04:00	0.515	10.17	3.08
30/04/2011 05:00	0.506	10.17	3.08
30/04/2011 06:00	0.525	10.25	3.09
30/04/2011 07:00	0.553	10.15	3.08
30/04/2011 08:00	0.589	10.22	3.08
30/04/2011 09:00	0.626	10.2	3.08
30/04/2011 10:00	0.66	10.21	3.08
30/04/2011 11:00	0.685	10.17	3.08
30/04/2011 12:00	0.68	10.17	3.08
30/04/2011 13:00	0.645	10.16	3.08
30/04/2011 14:00	0.606	10.2	3.08
30/04/2011 15:00	0.567	10.19	3.08
30/04/2011 16:00	0.54	10.14	3.08
30/04/2011 17:00	0.537	10.16	3.08
30/04/2011 18:00	0.56	10.14	3.08
30/04/2011 19:00	0.597	10.19	3.08
30/04/2011 20:00	0.634	10.18	3.08
30/04/2011 21:00	0.668	10.15	3.08
30/04/2011 22:00	0.691	10.14	3.08
30/04/2011 23:00	0.705	10.19	3.08
01/05/2011 00:00	0.7	10.18	3.08
01/05/2011 01:00	0.662	10.17	3.08

01/05/2011 02:00	0.616	10.15	3.08
01/05/2011 03:00	0.572	10.18	3.08
01/05/2011 04:00	0.532	10.1	3.08
01/05/2011 05:00	0.509	10.2	3.08
01/05/2011 06:00	0.509	10.19	3.08
01/05/2011 07:00	0.538	10.18	3.08
01/05/2011 08:00	0.57	10.17	3.08
01/05/2011 09:00	0.607	10.2	3.09
01/05/2011 10:00	0.646	10.18	3.09
01/05/2011 11:00	0.676	10.14	3.08
01/05/2011 12:00	0.687	10.21	3.09
01/05/2011 13:00	0.671	10.15	3.08
01/05/2011 14:00	0.632	10.2	3.09
01/05/2011 15:00	0.588	10.19	3.09
01/05/2011 16:00	0.548	10.2	3.09
01/05/2011 17:00	0.523	10.17	3.09
01/05/2011 18:00	0.535	10.16	3.08
01/05/2011 19:00	0.571	10.26	3.09
01/05/2011 20:00	0.607	10.18	3.08
01/05/2011 21:00	0.647	10.2	3.09
01/05/2011 22:00	0.683	10.2	3.09
01/05/2011 23:00	0.706	10.15	3.08
02/05/2011 00:00	0.714	10.2	3.09
02/05/2011 01:00	0.697	10.15	3.08
02/05/2011 02:00	0.656	10.22	3.09
02/05/2011 03:00	0.605	10.17	3.09
02/05/2011 04:00	0.558	10.19	3.09
02/05/2011 05:00	0.515	10.15	3.09
02/05/2011 06:00	0.505	10.22	3.09
02/05/2011 07:00	0.52	10.23	3.1
02/05/2011 08:00	0.547	10.23	3.1
02/05/2011 09:00	0.586	10.22	3.1
02/05/2011 10:00	0.626	10.21	3.1
02/05/2011 11:00	0.662	10.19	3.1
02/05/2011 12:00	0.68	10.19	3.1
02/05/2011 13:00	0.682	10.17	3.09
02/05/2011 14:00	0.649	10.18	3.1
02/05/2011 15:00	0.603	10.13	3.09
02/05/2011 16:00	0.559	10.19	3.1
02/05/2011 17:00	0.524	10.14	3.09
02/05/2011 18:00	0.513	10.18	3.1
02/05/2011 19:00	0.541	10.21	3.1
02/05/2011 20:00	0.578	10.19	3.1
02/05/2011 21:00	0.616	10.22	3.1
02/05/2011 22:00	0.656	10.17	3.1
02/05/2011 23:00	0.687	10.18	3.1
03/05/2011 00:00	0.7	10.17	3.1
03/05/2011 01:00	0.7	10.16	3.1
03/05/2011 02:00	0.668	10.19	3.1
03/05/2011 03:00	0.619	10.17	3.1
03/05/2011 04:00	0.565	10.18	3.1
03/05/2011 05:00	0.517	10.15	3.1
03/05/2011 06:00	0.488	10.18	3.1
03/05/2011 07:00	0.497	10.24	3.11
03/05/2011 08:00	0.528	10.26	3.11
03/05/2011 09:00	0.564	10.14	3.1
03/05/2011 10:00	0.602	10.17	3.1
03/05/2011 11:00	0.646	10.18	3.11
03/05/2011 12:00	0.672	10.22	3.11

03/05/2011 13:00	0.685	10.19	3.12
03/05/2011 14:00	0.668	10.08	3.11
03/05/2011 15:00	0.624	10.1	3.11
03/05/2011 16:00	0.571	10.09	3.11
03/05/2011 17:00	0.523	10.09	3.11
03/05/2011 18:00	0.493	10.33	3.15
03/05/2011 19:00	0.504	10.27	3.14
03/05/2011 20:00	0.537	10.18	3.13
03/05/2011 21:00	0.577	10.2	3.13
03/05/2011 22:00	0.621	10.23	3.13
03/05/2011 23:00	0.665	10.21	3.13
04/05/2011 00:00	0.69	10.19	3.13
04/05/2011 01:00	0.707	10.15	3.13
04/05/2011 02:00	0.696	10.17	3.13
04/05/2011 03:00	0.651	10.18	3.13
04/05/2011 04:00	0.602	10.17	3.13
04/05/2011 05:00	0.552	10.16	3.13
04/05/2011 06:00	0.512	10.24	3.13
04/05/2011 07:00	0.498	10.24	3.13
04/05/2011 08:00	0.522	10.27	3.13
04/05/2011 09:00	0.552	10.26	3.13
04/05/2011 10:00	0.591	10.23	3.13
04/05/2011 11:00	0.631	10.22	3.13
04/05/2011 12:00	0.671	10.17	3.13
04/05/2011 13:00	0.685	10.18	3.13
04/05/2011 14:00	0.683	10.15	3.12
04/05/2011 15:00	0.65	10.21	3.13
04/05/2011 16:00	0.605	10.2	3.13
04/05/2011 17:00	0.549	10.21	3.13
04/05/2011 18:00	0.502	10.3	3.14
04/05/2011 19:00	0.484	10.22	3.13
04/05/2011 20:00	0.505	10.3	3.14
04/05/2011 21:00	0.536	10.23	3.13
04/05/2011 22:00	0.577	10.24	3.13
04/05/2011 23:00	0.617	10.24	3.13
05/05/2011 00:00	0.659	10.21	3.13
05/05/2011 01:00	0.68	10.23	3.13
05/05/2011 02:00	0.686	10.2	3.13
05/05/2011 03:00	0.66	10.19	3.13
05/05/2011 04:00	0.609	10.21	3.13
05/05/2011 05:00	0.56	10.19	3.13
05/05/2011 06:00	0.513	10.25	3.13
05/05/2011 07:00	0.478	10.17	3.13
05/05/2011 08:00	0.487	10.2	3.13
05/05/2011 09:00	0.512	10.26	3.14
05/05/2011 10:00	0.543	10.28	3.14
05/05/2011 11:00	0.584	10.23	3.14
05/05/2011 12:00	0.627	10.22	3.13
05/05/2011 13:00	0.658	10.22	3.13
05/05/2011 14:00	0.666	10.19	3.13
05/05/2011 15:00	0.649	10.17	3.13
05/05/2011 16:00	0.605	10.22	3.13
05/05/2011 17:00	0.56	10.17	3.13
05/05/2011 18:00	0.507	10.17	3.13
05/05/2011 19:00	0.471	10.26	3.14
05/05/2011 20:00	0.465	10.17	3.13
05/05/2011 21:00	0.486	10.21	3.13
05/05/2011 22:00	0.526	10.23	3.14
05/05/2011 23:00	0.564	10.19	3.14

06/05/2011 00:00	0.609	10.24	3.14
06/05/2011 01:00	0.644	10.22	3.14
06/05/2011 02:00	0.666	10.22	3.14
06/05/2011 03:00	0.662	10.17	3.13
06/05/2011 04:00	0.623	10.17	3.13
06/05/2011 05:00	0.575	10.2	3.14
06/05/2011 06:00	0.527	10.16	3.13
06/05/2011 07:00	0.486	10.23	3.14
06/05/2011 08:00	0.469	10.18	3.14
06/05/2011 09:00	0.488	10.22	3.14
06/05/2011 10:00	0.523	10.23	3.14
06/05/2011 11:00	0.559	10.27	3.15
06/05/2011 12:00	0.601	10.23	3.14
06/05/2011 13:00	0.638	10.26	3.14
06/05/2011 14:00	0.655	10.21	3.14
06/05/2011 15:00	0.657	10.2	3.14
06/05/2011 16:00	0.63	10.18	3.14
06/05/2011 17:00	0.58	10.21	3.14
06/05/2011 18:00	0.53	10.21	3.14
06/05/2011 19:00	0.491	10.31	3.15
06/05/2011 20:00	0.462	10.29	3.14
06/05/2011 21:00	0.473	10.23	3.14
06/05/2011 22:00	0.503	10.25	3.14
06/05/2011 23:00	0.542	10.28	3.15
07/05/2011 00:00	0.584	10.23	3.14
07/05/2011 01:00	0.628	10.22	3.14
07/05/2011 02:00	0.663	10.22	3.14
07/05/2011 03:00	0.677	10.25	3.14
07/05/2011 04:00	0.656	10.22	3.14
07/05/2011 05:00	0.61	10.22	3.14
07/05/2011 06:00	0.565	10.19	3.14
07/05/2011 07:00	0.519	10.22	3.14
07/05/2011 08:00	0.49	10.27	3.15
07/05/2011 09:00	0.49	10.29	3.15
07/05/2011 10:00	0.522	10.23	3.14
07/05/2011 11:00	0.554	10.28	3.15
07/05/2011 12:00	0.598	10.22	3.14
07/05/2011 13:00	0.638	10.23	3.14
07/05/2011 14:00	0.662	10.21	3.14
07/05/2011 15:00	0.674	10.2	3.14
07/05/2011 16:00	0.663	10.21	3.14
07/05/2011 17:00	0.626	10.18	3.14
07/05/2011 18:00	0.577	10.22	3.14
07/05/2011 19:00	0.527	10.24	3.14
07/05/2011 20:00	0.483	10.32	3.15
07/05/2011 21:00	0.472	10.2	3.14
07/05/2011 22:00	0.494	10.33	3.15
07/05/2011 23:00	0.521	10.29	3.14
08/05/2011 00:00	0.56	10.28	3.14
08/05/2011 01:00	0.603	10.22	3.14
08/05/2011 02:00	0.647	10.23	3.14
08/05/2011 03:00	0.676	10.21	3.14
08/05/2011 04:00	0.68	10.22	3.14
08/05/2011 05:00	0.645	10.2	3.14
08/05/2011 06:00	0.597	10.24	3.14
08/05/2011 07:00	0.552	10.23	3.14
08/05/2011 08:00	0.51	10.15	3.13
08/05/2011 09:00	0.488	10.21	3.14
08/05/2011 10:00	0.494	10.3	3.14

08/05/2011 11:00	0.512	10.31	3.14
08/05/2011 12:00	0.548	10.3	3.14
08/05/2011 13:00	0.58	10.26	3.14
08/05/2011 14:00	0.613	10.24	3.14
08/05/2011 15:00	0.63	10.24	3.14
08/05/2011 16:00	0.635	10.21	3.14
08/05/2011 17:00	0.608	10.21	3.14
08/05/2011 18:00	0.565	10.2	3.14
08/05/2011 19:00	0.527	10.2	3.14
08/05/2011 20:00	0.477	10.32	3.15
08/05/2011 21:00	0.444	10.18	3.13
08/05/2011 22:00	0.438	10.3	3.14
08/05/2011 23:00	0.458	10.25	3.14
09/05/2011 00:00	0.486	10.25	3.14
09/05/2011 01:00	0.53	10.28	3.14
09/05/2011 02:00	0.575	10.23	3.14
09/05/2011 03:00	0.612	10.26	3.14
09/05/2011 04:00	0.641	10.24	3.14
09/05/2011 05:00	0.639	10.21	3.14
09/05/2011 06:00	0.607	10.23	3.14
09/05/2011 07:00	0.568	10.19	3.14
09/05/2011 08:00	0.525	10.21	3.14
09/05/2011 09:00	0.494	10.23	3.14
09/05/2011 10:00	0.496	10.2	3.14
09/05/2011 11:00	0.515	10.26	3.14
09/05/2011 12:00	0.545	10.27	3.14
09/05/2011 13:00	0.582	10.2	3.14
09/05/2011 14:00	0.622	10.24	3.14
09/05/2011 15:00	0.651	10.22	3.14
09/05/2011 16:00	0.664	10.2	3.14
09/05/2011 17:00	0.659	10.22	3.14
09/05/2011 18:00	0.637	10.19	3.14
09/05/2011 19:00	0.598	10.21	3.14
09/05/2011 20:00	0.547	10.19	3.14
09/05/2011 21:00	0.504	10.35	3.16
09/05/2011 22:00	0.472	10.22	3.14
09/05/2011 23:00	0.47	10.27	3.14
10/05/2011 00:00	0.487	10.29	3.14
10/05/2011 01:00	0.52	10.28	3.14
10/05/2011 02:00	0.564	10.25	3.14
10/05/2011 03:00	0.606	10.26	3.14
10/05/2011 04:00	0.641	10.25	3.14
10/05/2011 05:00	0.665	10.26	3.14
10/05/2011 06:00	0.661	10.2	3.14
10/05/2011 07:00	0.627	10.23	3.14
10/05/2011 08:00	0.575	10.25	3.14
10/05/2011 09:00	0.535	10.22	3.14
10/05/2011 10:00	0.513	10.2	3.14
10/05/2011 11:00	0.508	10.24	3.13
10/05/2011 12:00	0.525	10.32	3.14
10/05/2011 13:00	0.545	10.27	3.13
10/05/2011 14:00	0.572	10.28	3.13
10/05/2011 15:00	0.607	10.22	3.13
10/05/2011 16:00	0.631	10.24	3.13
10/05/2011 17:00	0.641	10.23	3.13
10/05/2011 18:00	0.641	10.21	3.13
10/05/2011 19:00	0.614	10.27	3.14
10/05/2011 20:00	0.572	10.19	3.13
10/05/2011 21:00	0.524	10.23	3.13

10/05/2011 22:00	0.48	10.26	3.14
10/05/2011 23:00	0.455	10.29	3.14
11/05/2011 00:00	0.445	10.28	3.14
11/05/2011 01:00	0.461	10.29	3.14
11/05/2011 02:00	0.491	10.28	3.13
11/05/2011 03:00	0.533	10.29	3.13
11/05/2011 04:00	0.579	10.26	3.13
11/05/2011 05:00	0.619	10.26	3.13
11/05/2011 06:00	0.644	10.28	3.14
11/05/2011 07:00	0.638	10.26	3.13
11/05/2011 08:00	0.609	10.27	3.14
11/05/2011 09:00	0.576	10.23	3.13
11/05/2011 10:00	0.544	10.23	3.13
11/05/2011 11:00	0.518	10.22	3.13
11/05/2011 12:00	0.523	10.26	3.13
11/05/2011 13:00	0.538	10.27	3.13
11/05/2011 14:00	0.563	10.28	3.13
11/05/2011 15:00	0.595	10.25	3.13
11/05/2011 16:00	0.633	10.26	3.13
11/05/2011 17:00	0.661	10.21	3.13
11/05/2011 18:00	0.666	10.28	3.14
11/05/2011 19:00	0.667	10.25	3.13
11/05/2011 20:00	0.641	10.21	3.13
11/05/2011 21:00	0.599	10.26	3.14
11/05/2011 22:00	0.553	10.24	3.13
11/05/2011 23:00	0.511	10.26	3.14
12/05/2011 00:00	0.479	10.35	3.14
12/05/2011 01:00	0.463	10.31	3.13
12/05/2011 02:00	0.473	10.3	3.13
12/05/2011 03:00	0.501	10.31	3.13
12/05/2011 04:00	0.539	10.29	3.13
12/05/2011 05:00	0.581	10.27	3.13
12/05/2011 06:00	0.623	10.28	3.13
12/05/2011 07:00	0.645	10.29	3.13
12/05/2011 08:00	0.639	10.25	3.13
12/05/2011 09:00	0.617	10.26	3.13
12/05/2011 10:00	0.589	10.22	3.13
12/05/2011 11:00	0.551	10.25	3.13
12/05/2011 12:00	0.523	10.3	3.13
12/05/2011 13:00	0.502	10.28	3.13
12/05/2011 14:00	0.512	10.32	3.12
12/05/2011 15:00	0.535	10.34	3.13
12/05/2011 16:00	0.568	10.25	3.12
12/05/2011 17:00	0.603	10.28	3.12
12/05/2011 18:00	0.632	10.24	3.12
12/05/2011 19:00	0.653	10.27	3.12
12/05/2011 20:00	0.656	10.22	3.12
12/05/2011 21:00	0.636	10.21	3.12
12/05/2011 22:00	0.593	10.25	3.12
12/05/2011 23:00	0.551	10.25	3.12
13/05/2011 00:00	0.501	10.29	3.13
13/05/2011 01:00	0.463	10.34	3.13
13/05/2011 02:00	0.45	10.33	3.13
13/05/2011 03:00	0.458	10.3	3.12
13/05/2011 04:00	0.487	10.3	3.12
13/05/2011 05:00	0.529	10.28	3.12
13/05/2011 06:00	0.575	10.28	3.12
13/05/2011 07:00	0.612	10.23	3.12
13/05/2011 08:00	0.637	10.28	3.12

13/05/2011 09:00	0.647	10.25	3.12
13/05/2011 10:00	0.632	10.22	3.12
13/05/2011 11:00	0.603	10.25	3.12
13/05/2011 12:00	0.57	10.25	3.12
13/05/2011 13:00	0.529	10.23	3.12
13/05/2011 14:00	0.504	10.27	3.12
13/05/2011 15:00	0.5	10.31	3.12
13/05/2011 16:00	0.525	10.28	3.12
13/05/2011 17:00	0.553	10.27	3.12
13/05/2011 18:00	0.594	10.31	3.12
13/05/2011 19:00	0.628	10.27	3.12
13/05/2011 20:00	0.647	10.23	3.12
13/05/2011 21:00	0.653	10.25	3.12
13/05/2011 22:00	0.635	10.27	3.12
13/05/2011 23:00	0.596	10.26	3.12
14/05/2011 00:00	0.549	10.27	3.12
14/05/2011 01:00	0.5	10.34	3.13
14/05/2011 02:00	0.459	10.24	3.12
14/05/2011 03:00	0.444	10.3	3.12
14/05/2011 04:00	0.452	10.31	3.12
14/05/2011 05:00	0.486	10.28	3.12
14/05/2011 06:00	0.525	10.36	3.13
14/05/2011 07:00	0.565	10.27	3.12
14/05/2011 08:00	0.602	10.3	3.12
14/05/2011 09:00	0.632	10.26	3.12
14/05/2011 10:00	0.644	10.27	3.12
14/05/2011 11:00	0.627	10.24	3.12
14/05/2011 12:00	0.597	10.24	3.12
14/05/2011 13:00	0.556	10.23	3.12
14/05/2011 14:00	0.521	10.26	3.12
14/05/2011 15:00	0.494	10.26	3.12
14/05/2011 16:00	0.506	10.31	3.12
14/05/2011 17:00	0.533	10.28	3.12
14/05/2011 18:00	0.571	10.27	3.12
14/05/2011 19:00	0.614	10.26	3.12
14/05/2011 20:00	0.654	10.28	3.12
14/05/2011 21:00	0.673	10.26	3.12
14/05/2011 22:00	0.675	10.26	3.12
14/05/2011 23:00	0.66	10.25	3.12
15/05/2011 00:00	0.612	10.25	3.12
15/05/2011 01:00	0.564	10.26	3.12
15/05/2011 02:00	0.507	10.22	3.12
15/05/2011 03:00	0.461	10.23	3.12
15/05/2011 04:00	0.441	10.26	3.12
15/05/2011 05:00	0.461	10.28	3.13
15/05/2011 06:00	0.498	10.27	3.12
15/05/2011 07:00	0.537	10.27	3.13
15/05/2011 08:00	0.576	10.28	3.13
15/05/2011 09:00	0.622	10.28	3.13
15/05/2011 10:00	0.652	10.28	3.13
15/05/2011 11:00	0.664	10.25	3.12
15/05/2011 12:00	0.643	10.26	3.13
15/05/2011 13:00	0.599	10.27	3.13
15/05/2011 14:00	0.555	10.27	3.13
15/05/2011 15:00	0.507	10.24	3.12
15/05/2011 16:00	0.477	10.35	3.13
15/05/2011 17:00	0.488	10.27	3.13
15/05/2011 18:00	0.52	10.27	3.13
15/05/2011 19:00	0.564	10.28	3.13

15/05/2011 20:00	0.61	10.31	3.13
15/05/2011 21:00	0.646	10.27	3.13
15/05/2011 22:00	0.667	10.26	3.13
15/05/2011 23:00	0.668	10.23	3.12
16/05/2011 00:00	0.646	10.27	3.13
16/05/2011 01:00	0.597	10.25	3.13
16/05/2011 02:00	0.537	10.29	3.13
16/05/2011 03:00	0.479	10.28	3.13
16/05/2011 04:00	0.431	10.27	3.13
16/05/2011 05:00	0.421	10.3	3.13
16/05/2011 06:00	0.446	10.29	3.13
16/05/2011 07:00	0.481	10.31	3.13
16/05/2011 08:00	0.523	10.23	3.13
16/05/2011 09:00	0.572	10.27	3.13
16/05/2011 10:00	0.618	10.29	3.13
16/05/2011 11:00	0.639	10.27	3.13
16/05/2011 12:00	0.645	10.25	3.13
16/05/2011 13:00	0.611	10.25	3.13
16/05/2011 14:00	0.561	10.26	3.13
16/05/2011 15:00	0.508	10.27	3.13
16/05/2011 16:00	0.467	10.25	3.13
16/05/2011 17:00	0.448	10.31	3.14
16/05/2011 18:00	0.471	10.29	3.14
16/05/2011 19:00	0.515	10.3	3.14
16/05/2011 20:00	0.565	10.29	3.14
16/05/2011 21:00	0.614	10.23	3.13
16/05/2011 22:00	0.658	10.25	3.13
16/05/2011 23:00	0.679	10.26	3.13
17/05/2011 00:00	0.688	10.27	3.13
17/05/2011 01:00	0.664	10.25	3.13
17/05/2011 02:00	0.61	10.27	3.13
17/05/2011 03:00	0.552	10.28	3.14
17/05/2011 04:00	0.497	10.3	3.14
17/05/2011 05:00	0.455	10.29	3.14
17/05/2011 06:00	0.45	10.25	3.13
17/05/2011 07:00	0.482	10.25	3.13
17/05/2011 08:00	0.523	10.3	3.14
17/05/2011 09:00	0.567	10.28	3.14
17/05/2011 10:00	0.622	10.29	3.14
17/05/2011 11:00	0.658	10.29	3.14
17/05/2011 12:00	0.674	10.23	3.13
17/05/2011 13:00	0.672	10.26	3.14
17/05/2011 14:00	0.634	10.25	3.14
17/05/2011 15:00	0.578	10.28	3.14
17/05/2011 16:00	0.525	10.25	3.14
17/05/2011 17:00	0.479	10.3	3.14
17/05/2011 18:00	0.457	10.34	3.14
17/05/2011 19:00	0.482	10.37	3.15
17/05/2011 20:00	0.525	10.28	3.14
17/05/2011 21:00	0.569	10.28	3.14
17/05/2011 22:00	0.624	10.3	3.14
17/05/2011 23:00	0.666	10.29	3.14
18/05/2011 00:00	0.683	10.26	3.14
18/05/2011 01:00	0.687	10.29	3.14
18/05/2011 02:00	0.654	10.28	3.14
18/05/2011 03:00	0.595	10.28	3.14
18/05/2011 04:00	0.54	10.26	3.14
18/05/2011 05:00	0.481	10.26	3.14
18/05/2011 06:00	0.436	10.29	3.14

18/05/2011 07:00	0.443	10.27	3.14
18/05/2011 08:00	0.476	10.31	3.14
18/05/2011 09:00	0.515	10.31	3.14
18/05/2011 10:00	0.559	10.28	3.14
18/05/2011 11:00	0.613	10.31	3.14
18/05/2011 12:00	0.64	10.29	3.14
18/05/2011 13:00	0.647	10.26	3.14
18/05/2011 14:00	0.636	10.27	3.14
18/05/2011 15:00	0.586	10.28	3.14
18/05/2011 16:00	0.531	10.26	3.14
18/05/2011 17:00	0.476	10.28	3.14
18/05/2011 18:00	0.436	10.28	3.14
18/05/2011 19:00	0.436	10.25	3.14
18/05/2011 20:00	0.479	10.3	3.14
18/05/2011 21:00	0.527	10.26	3.14
18/05/2011 22:00	0.577	10.29	3.14
18/05/2011 23:00	0.636	10.3	3.14
19/05/2011 00:00	0.678	10.26	3.14
19/05/2011 01:00	0.698	10.28	3.14
19/05/2011 02:00	0.706	10.29	3.14
19/05/2011 03:00	0.667	10.28	3.14
19/05/2011 04:00	0.615	10.26	3.14
19/05/2011 05:00	0.555	10.27	3.14
19/05/2011 06:00	0.505	10.26	3.14
19/05/2011 07:00	0.474	10.35	3.15
19/05/2011 08:00	0.486	10.35	3.15
19/05/2011 09:00	0.527	10.34	3.15
19/05/2011 10:00	0.575	10.32	3.15
19/05/2011 11:00	0.625	10.3	3.14
19/05/2011 12:00	0.676	10.26	3.14
19/05/2011 13:00	0.699	10.3	3.14
19/05/2011 14:00	0.697	10.3	3.15
19/05/2011 15:00	0.671	10.27	3.14
19/05/2011 16:00	0.624	10.26	3.14
19/05/2011 17:00	0.563	10.26	3.14
19/05/2011 18:00	0.507	10.27	3.14
19/05/2011 19:00	0.471	10.27	3.14
19/05/2011 20:00	0.471	10.28	3.15
19/05/2011 21:00	0.508	10.39	3.16
19/05/2011 22:00	0.552	10.34	3.15
19/05/2011 23:00	0.597	10.32	3.15
20/05/2011 00:00	0.65	10.28	3.15
20/05/2011 01:00	0.679	10.3	3.15
20/05/2011 02:00	0.698	10.28	3.15
20/05/2011 03:00	0.689	10.31	3.15
20/05/2011 04:00	0.642	10.27	3.15
20/05/2011 05:00	0.589	10.26	3.15
20/05/2011 06:00	0.53	10.34	3.15
20/05/2011 07:00	0.476	10.29	3.15
20/05/2011 08:00	0.449	10.31	3.15
20/05/2011 09:00	-5.815	15.91	120
20/05/2011 10:00	0.499	10.4	3.18
20/05/2011 11:00	0.541	10.41	3.18
20/05/2011 12:00	0.588	10.29	3.16
20/05/2011 13:00	0.63	10.27	3.16
20/05/2011 14:00	0.641	10.16	3.14
20/05/2011 15:00	0.645	10.17	3.14
20/05/2011 16:00	0.615	10.17	3.14
20/05/2011 17:00	0.564	10.14	3.14

20/05/2011 18:00	0.511	10.15	3.14
20/05/2011 19:00	0.462	10.18	3.14
20/05/2011 20:00	0.432	10.24	3.16
20/05/2011 21:00	0.448	10.26	3.16
20/05/2011 22:00	0.484	10.27	3.16
20/05/2011 23:00	0.526	10.24	3.16
21/05/2011 00:00	0.578	10.27	3.16
21/05/2011 01:00	0.63	10.21	3.16
21/05/2011 02:00	0.665	10.22	3.16
21/05/2011 03:00	0.688	10.24	3.16
21/05/2011 04:00	0.677	10.24	3.16
21/05/2011 05:00	0.634	10.2	3.15
21/05/2011 06:00	0.584	10.22	3.16
21/05/2011 07:00	0.529	10.22	3.16
21/05/2011 08:00	0.487	10.29	3.16
21/05/2011 09:00	0.483	10.32	3.16
21/05/2011 10:00	0.514	10.31	3.16
21/05/2011 11:00	0.55	10.29	3.16
21/05/2011 12:00	0.589	10.25	3.16
21/05/2011 13:00	0.632	10.21	3.16
21/05/2011 14:00	0.657	10.23	3.16
21/05/2011 15:00	0.664	10.27	3.16
21/05/2011 16:00	0.653	10.2	3.15
21/05/2011 17:00	0.613	10.24	3.16
21/05/2011 18:00	0.559	10.23	3.16
21/05/2011 19:00	0.512	10.23	3.16
21/05/2011 20:00	0.466	10.3	3.16
21/05/2011 21:00	0.438	10.25	3.16
21/05/2011 22:00	0.453	10.32	3.16
21/05/2011 23:00	0.481	10.28	3.16
22/05/2011 00:00	0.516	10.31	3.16
22/05/2011 01:00	0.561	10.26	3.16
22/05/2011 02:00	0.605	10.26	3.16
22/05/2011 03:00	0.638	10.24	3.16
22/05/2011 04:00	0.653	10.26	3.16
22/05/2011 05:00	0.626	10.23	3.16
22/05/2011 06:00	0.58	10.21	3.16
22/05/2011 07:00	0.531	10.23	3.16
22/05/2011 08:00	0.487	10.25	3.16
22/05/2011 09:00	0.458	10.27	3.16
22/05/2011 10:00	0.456	10.28	3.16
22/05/2011 11:00	0.485	10.24	3.16
22/05/2011 12:00	0.52	10.29	3.17
22/05/2011 13:00	0.56	10.27	3.17
22/05/2011 14:00	0.6	10.25	3.16
22/05/2011 15:00	0.627	10.23	3.16
22/05/2011 16:00	0.634	10.23	3.16
22/05/2011 17:00	0.609	10.28	3.17
22/05/2011 18:00	0.562	10.25	3.16
22/05/2011 19:00	0.525	10.25	3.16
22/05/2011 20:00	0.479	10.3	3.17
22/05/2011 21:00	0.448	10.33	3.17
22/05/2011 22:00	0.433	10.32	3.17
22/05/2011 23:00	0.45	10.3	3.17
23/05/2011 00:00	0.486	10.36	3.18
23/05/2011 01:00	0.53	10.29	3.17
23/05/2011 02:00	0.576	10.27	3.17
23/05/2011 03:00	0.624	10.24	3.16
23/05/2011 04:00	0.656	10.25	3.16

23/05/2011 05:00	0.667	10.23	3.16
23/05/2011 06:00	0.642	10.22	3.16
23/05/2011 07:00	0.603	10.21	3.16
23/05/2011 08:00	0.553	10.21	3.16
23/05/2011 09:00	0.517	10.23	3.16
23/05/2011 10:00	0.498	10.32	3.17
23/05/2011 11:00	0.504	10.35	3.17
23/05/2011 12:00	0.529	10.28	3.16
23/05/2011 13:00	0.552	10.28	3.16
23/05/2011 14:00	0.578	10.3	3.16
23/05/2011 15:00	0.596	10.28	3.16
23/05/2011 16:00	0.6	10.27	3.16
23/05/2011 17:00	0.587	10.23	3.16
23/05/2011 18:00	0.546	10.24	3.16
23/05/2011 19:00	0.504	10.25	3.16
23/05/2011 20:00	0.457	10.33	3.16
23/05/2011 21:00	0.414	10.28	3.16
23/05/2011 22:00	0.378	10.32	3.16
23/05/2011 23:00	0.36	10.31	3.16
24/05/2011 00:00	0.364	10.42	3.16
24/05/2011 01:00	0.387	10.41	3.15
24/05/2011 02:00	0.416	10.38	3.15
24/05/2011 03:00	0.456	10.35	3.14
24/05/2011 04:00	0.503	10.28	3.14
24/05/2011 05:00	0.547	10.29	3.14
24/05/2011 06:00	0.562	10.28	3.14
24/05/2011 07:00	0.552	10.3	3.14
24/05/2011 08:00	0.526	10.31	3.14
24/05/2011 09:00	0.516	10.29	3.14
24/05/2011 10:00	0.518	10.27	3.14
24/05/2011 11:00	0.537	10.27	3.14
24/05/2011 12:00	0.573	10.28	3.14
24/05/2011 13:00	0.603	10.28	3.14
24/05/2011 14:00	0.643	10.26	3.14
24/05/2011 15:00	0.681	10.26	3.14
24/05/2011 16:00	0.704	10.25	3.14
24/05/2011 17:00	0.715	10.26	3.14
24/05/2011 18:00	0.705	10.26	3.14
24/05/2011 19:00	0.689	10.25	3.14
24/05/2011 20:00	0.643	10.24	3.14
24/05/2011 21:00	0.595	10.26	3.14
24/05/2011 22:00	0.544	10.25	3.14
24/05/2011 23:00	0.503	10.36	3.15
25/05/2011 00:00	0.479	10.35	3.15
25/05/2011 01:00	0.48	10.29	3.15
25/05/2011 02:00	0.497	10.3	3.15
25/05/2011 03:00	0.529	10.31	3.15
25/05/2011 04:00	0.564	10.29	3.15
25/05/2011 05:00	0.598	10.29	3.15
25/05/2011 06:00	0.626	10.28	3.15
25/05/2011 07:00	0.626	10.28	3.15
25/05/2011 08:00	0.598	10.25	3.14
25/05/2011 09:00	0.563	10.26	3.14
25/05/2011 10:00	0.534	10.24	3.14
25/05/2011 11:00	0.503	10.22	3.14
25/05/2011 12:00	0.492	10.32	3.15
25/05/2011 13:00	0.494	10.29	3.14
25/05/2011 14:00	0.515	10.27	3.14
25/05/2011 15:00	0.538	10.28	3.14

25/05/2011 16:00	0.572	10.28	3.14
25/05/2011 17:00	0.598	10.31	3.15
25/05/2011 18:00	0.611	10.26	3.14
25/05/2011 19:00	0.617	10.27	3.14
25/05/2011 20:00	0.592	10.27	3.14
25/05/2011 21:00	0.549	10.26	3.14
25/05/2011 22:00	0.504	10.26	3.14
25/05/2011 23:00	0.46	10.3	3.15
26/05/2011 00:00	0.429	10.37	3.15
26/05/2011 01:00	0.414	10.3	3.15
26/05/2011 02:00	0.416	10.34	3.15
26/05/2011 03:00	0.438	10.36	3.15
26/05/2011 04:00	0.477	10.35	3.15
26/05/2011 05:00	0.514	10.26	3.14
26/05/2011 06:00	0.559	10.3	3.15
26/05/2011 07:00	0.596	10.29	3.15
26/05/2011 08:00	0.609	10.28	3.14
26/05/2011 09:00	0.584	10.3	3.15
26/05/2011 10:00	0.558	10.25	3.14
26/05/2011 11:00	0.53	10.28	3.15
26/05/2011 12:00	0.511	10.27	3.14
26/05/2011 13:00	0.501	10.25	3.14
26/05/2011 14:00	0.514	10.27	3.15
26/05/2011 15:00	0.531	10.29	3.15
26/05/2011 16:00	0.573	10.26	3.14
26/05/2011 17:00	0.597	10.27	3.15
26/05/2011 18:00	0.621	10.26	3.14
26/05/2011 19:00	0.642	10.24	3.14
26/05/2011 20:00	0.644	10.28	3.15
26/05/2011 21:00	0.619	10.25	3.14
26/05/2011 22:00	0.583	10.25	3.14
26/05/2011 23:00	0.547	10.27	3.15
27/05/2011 00:00	0.507	10.31	3.15
27/05/2011 01:00	0.483	10.32	3.15
27/05/2011 02:00	0.47	10.37	3.14
27/05/2011 03:00	0.481	10.39	3.14
27/05/2011 04:00	0.515	10.33	3.14
27/05/2011 05:00	0.554	10.3	3.14
27/05/2011 06:00	0.586	10.29	3.14
27/05/2011 07:00	0.623	10.36	3.14
27/05/2011 08:00	0.643	10.26	3.14
27/05/2011 09:00	0.656	10.28	3.14
27/05/2011 10:00	0.64	10.32	3.14
27/05/2011 11:00	0.612	10.28	3.14
27/05/2011 12:00	0.582	10.28	3.14
27/05/2011 13:00	0.546	10.27	3.14
27/05/2011 14:00	0.522	10.36	3.14
27/05/2011 15:00	0.512	10.32	3.14
27/05/2011 16:00	0.528	10.31	3.14
27/05/2011 17:00	0.557	10.29	3.14
27/05/2011 18:00	0.582	10.28	3.13
27/05/2011 19:00	0.604	10.28	3.14
27/05/2011 20:00	0.622	10.3	3.14
27/05/2011 21:00	0.619	10.27	3.13
27/05/2011 22:00	0.598	10.29	3.14
27/05/2011 23:00	0.557	10.25	3.13
28/05/2011 00:00	0.516	10.31	3.14
28/05/2011 01:00	0.473	10.34	3.14
28/05/2011 02:00	0.438	10.36	3.14

28/05/2011 03:00	0.423	10.35	3.13
28/05/2011 04:00	0.421	10.39	3.14
28/05/2011 05:00	0.441	10.35	3.13
28/05/2011 06:00	0.468	10.38	3.14
28/05/2011 07:00	0.503	10.31	3.13
28/05/2011 08:00	0.539	10.32	3.13
28/05/2011 09:00	0.572	10.33	3.13
28/05/2011 10:00	0.573	10.3	3.13
28/05/2011 11:00	0.548	10.27	3.13
28/05/2011 12:00	0.518	10.28	3.13
28/05/2011 13:00	0.496	10.29	3.13
28/05/2011 14:00	0.472	10.29	3.13
28/05/2011 15:00	0.468	10.35	3.14
28/05/2011 16:00	0.478	10.37	3.14
28/05/2011 17:00	0.501	10.39	3.14
28/05/2011 18:00	0.53	10.31	3.13
28/05/2011 19:00	0.576	10.3	3.13
28/05/2011 20:00	0.611	10.32	3.13
28/05/2011 21:00	0.638	10.29	3.13
28/05/2011 22:00	0.645	10.29	3.13
28/05/2011 23:00	0.628	10.26	3.13
29/05/2011 00:00	0.595	10.3	3.13
29/05/2011 01:00	0.559	10.29	3.13
29/05/2011 02:00	0.519	10.28	3.13
29/05/2011 03:00	0.487	10.38	3.14
29/05/2011 04:00	0.476	10.34	3.13
29/05/2011 05:00	0.487	10.35	3.12
29/05/2011 06:00	0.508	10.33	3.12
29/05/2011 07:00	0.545	10.32	3.12
29/05/2011 08:00	0.574	10.3	3.12
29/05/2011 09:00	0.605	10.29	3.12
29/05/2011 10:00	0.628	10.31	3.12
29/05/2011 11:00	0.625	10.29	3.12
29/05/2011 12:00	0.6	10.28	3.12
29/05/2011 13:00	0.562	10.29	3.12
29/05/2011 14:00	0.524	10.29	3.12
29/05/2011 15:00	0.485	10.4	3.13
29/05/2011 16:00	0.475	10.34	3.13
29/05/2011 17:00	0.479	10.35	3.13
29/05/2011 18:00	0.497	10.32	3.12
29/05/2011 19:00	0.534	10.29	3.12
29/05/2011 20:00	0.566	10.29	3.12
29/05/2011 21:00	0.6	10.34	3.13
29/05/2011 22:00	0.619	10.31	3.12
29/05/2011 23:00	0.626	10.29	3.12
30/05/2011 00:00	0.596	10.32	3.13
30/05/2011 01:00	0.559	10.33	3.13
30/05/2011 02:00	0.515	10.3	3.12
30/05/2011 03:00	0.483	10.29	3.12
30/05/2011 04:00	0.464	10.37	3.13
30/05/2011 05:00	0.46	10.37	3.13
30/05/2011 06:00	0.485	10.36	3.12
30/05/2011 07:00	0.513	10.34	3.12
30/05/2011 08:00	0.557	10.32	3.12
30/05/2011 09:00	0.592	10.3	3.12
30/05/2011 10:00	0.631	10.33	3.12
30/05/2011 11:00	0.646	10.35	3.12
30/05/2011 12:00	0.642	10.33	3.12
30/05/2011 13:00	0.606	10.26	3.12

30/05/2011 14:00	0.566	10.33	3.12
30/05/2011 15:00	0.524	10.31	3.12
30/05/2011 16:00	0.495	10.35	3.12
30/05/2011 17:00	0.486	10.35	3.12
30/05/2011 18:00	0.505	10.33	3.12
30/05/2011 19:00	0.533	10.34	3.12
30/05/2011 20:00	0.57	10.29	3.12
30/05/2011 21:00	0.612	10.3	3.12
30/05/2011 22:00	0.643	10.32	3.12
30/05/2011 23:00	0.659	10.33	3.12
31/05/2011 00:00	0.658	10.34	3.12
31/05/2011 01:00	0.623	10.31	3.12
31/05/2011 02:00	0.577	10.28	3.12
31/05/2011 03:00	0.533	10.3	3.12
31/05/2011 04:00	0.492	10.33	3.12
31/05/2011 05:00	0.47	10.34	3.12
31/05/2011 06:00	0.481	10.36	3.12
31/05/2011 07:00	0.5	10.37	3.12
31/05/2011 08:00	0.535	10.35	3.12
31/05/2011 09:00	0.578	10.31	3.12
31/05/2011 10:00	0.611	10.33	3.12
31/05/2011 11:00	0.636	10.31	3.12
31/05/2011 12:00	0.647	10.31	3.12
31/05/2011 13:00	0.634	10.3	3.12
31/05/2011 14:00	0.601	10.31	3.12
31/05/2011 15:00	0.559	10.31	3.12
31/05/2011 16:00	0.517	10.32	3.12
31/05/2011 17:00	0.485	10.37	3.12
31/05/2011 18:00	0.492	10.34	3.12
31/05/2011 19:00	0.51	10.4	3.12
31/05/2011 20:00	0.544	10.39	3.12
31/05/2011 21:00	0.575	10.36	3.12
31/05/2011 22:00	0.614	10.34	3.12
31/05/2011 23:00	0.64	10.35	3.12
01/06/2011 00:00	0.648	10.3	3.11
01/06/2011 01:00	0.632	10.31	3.11
01/06/2011 02:00	0.585	10.31	3.11
01/06/2011 03:00	0.537	10.32	3.12
01/06/2011 04:00	0.494	10.36	3.12
01/06/2011 05:00	0.452	10.34	3.12
01/06/2011 06:00	0.438	10.35	3.12
01/06/2011 07:00	0.448	10.34	3.12
01/06/2011 08:00	0.479	10.34	3.12
01/06/2011 09:00	0.514	10.34	3.12
01/06/2011 10:00	0.554	10.34	3.12
01/06/2011 11:00	0.59	10.33	3.12
01/06/2011 12:00	0.615	10.31	3.12
01/06/2011 13:00	0.614	10.32	3.12
01/06/2011 14:00	0.576	10.3	3.12
01/06/2011 15:00	0.526	10.35	3.12
01/06/2011 16:00	0.481	10.36	3.12
01/06/2011 17:00	0.433	10.37	3.12
01/06/2011 18:00	0.408	10.34	3.12
01/06/2011 19:00	0.426	10.35	3.12
01/06/2011 20:00	0.46	10.33	3.12
01/06/2011 21:00	0.497	10.34	3.12
01/06/2011 22:00	0.543	10.32	3.12
01/06/2011 23:00	0.584	10.31	3.12
02/06/2011 00:00	0.617	10.31	3.12

02/06/2011 01:00	0.632	10.33	3.12
02/06/2011 02:00	0.613	10.31	3.12
02/06/2011 03:00	0.564	10.31	3.12
02/06/2011 04:00	0.521	10.31	3.12
02/06/2011 05:00	0.482	10.33	3.12
02/06/2011 06:00	0.458	10.39	3.12
02/06/2011 07:00	0.468	10.35	3.12
02/06/2011 08:00	0.489	10.36	3.12
02/06/2011 09:00	0.525	10.35	3.12
02/06/2011 10:00	0.573	10.35	3.12
02/06/2011 11:00	0.61	10.34	3.12
02/06/2011 12:00	0.638	10.36	3.12
02/06/2011 13:00	0.641	10.33	3.12
02/06/2011 14:00	0.625	10.31	3.12
02/06/2011 15:00	0.582	10.32	3.12
02/06/2011 16:00	0.526	10.33	3.12
02/06/2011 17:00	0.475	10.31	3.12
02/06/2011 18:00	0.439	10.45	3.13
02/06/2011 19:00	0.432	10.35	3.12
02/06/2011 20:00	0.46	10.32	3.12
02/06/2011 21:00	0.496	10.32	3.12
02/06/2011 22:00	0.536	10.32	3.12
02/06/2011 23:00	0.583	10.33	3.12
03/06/2011 00:00	0.617	10.35	3.12
03/06/2011 01:00	0.639	10.32	3.12
03/06/2011 02:00	0.639	10.32	3.12
03/06/2011 03:00	0.601	10.31	3.12
03/06/2011 04:00	0.554	10.33	3.12
03/06/2011 05:00	0.507	10.32	3.12
03/06/2011 06:00	0.462	10.35	3.12
03/06/2011 07:00	0.446	10.4	3.13
03/06/2011 08:00	0.469	10.35	3.12
03/06/2011 09:00	0.504	10.35	3.12
03/06/2011 10:00	0.537	10.34	3.12
03/06/2011 11:00	0.579	10.35	3.12
03/06/2011 12:00	0.607	10.36	3.13
03/06/2011 13:00	0.621	10.28	3.12
03/06/2011 14:00	0.625	10.27	3.12
03/06/2011 15:00	0.593	10.26	3.12
03/06/2011 16:00	0.545	10.27	3.12
03/06/2011 17:00	0.49	10.28	3.12
03/06/2011 18:00	0.446	10.29	3.12
03/06/2011 19:00	0.415	10.28	3.12
03/06/2011 20:00	0.423	10.28	3.12
03/06/2011 21:00	0.455	10.29	3.12
03/06/2011 22:00	0.495	10.3	3.12
03/06/2011 23:00	0.539	10.3	3.12
04/06/2011 00:00	0.577	10.3	3.12
04/06/2011 01:00	0.613	10.29	3.12
04/06/2011 02:00	0.631	10.3	3.12
04/06/2011 03:00	0.621	10.29	3.12
04/06/2011 04:00	0.583	10.3	3.12
04/06/2011 05:00	0.533	10.29	3.12
04/06/2011 06:00	0.49	10.3	3.12
04/06/2011 07:00	0.45	10.33	3.13
04/06/2011 08:00	0.46	10.31	3.12
04/06/2011 09:00	0.491	10.32	3.13
04/06/2011 10:00	0.526	10.32	3.13
04/06/2011 11:00	0.572	10.32	3.13

04/06/2011 12:00	0.624	10.32	3.13
04/06/2011 13:00	0.652	10.34	3.13
04/06/2011 14:00	0.67	10.33	3.13
04/06/2011 15:00	0.664	10.3	3.13
04/06/2011 16:00	0.631	10.3	3.13
04/06/2011 17:00	0.578	10.32	3.13
04/06/2011 18:00	0.528	10.33	3.13
04/06/2011 19:00	0.486	10.3	3.13
04/06/2011 20:00	0.462	10.36	3.14
04/06/2011 21:00	0.478	10.35	3.14
04/06/2011 22:00	0.513	10.37	3.14
04/06/2011 23:00	0.556	10.38	3.14
05/06/2011 00:00	0.595	10.37	3.14
05/06/2011 01:00	0.633	10.41	3.14
05/06/2011 02:00	0.658	10.37	3.14
05/06/2011 03:00	0.676	10.34	3.14
05/06/2011 04:00	0.648	10.34	3.14
05/06/2011 05:00	0.605	10.34	3.14
05/06/2011 06:00	0.551	10.35	3.14
05/06/2011 07:00	0.506	10.4	3.14
05/06/2011 08:00	0.476	10.39	3.14
05/06/2011 09:00	0.492	10.45	3.15
05/06/2011 10:00	0.531	10.41	3.14
05/06/2011 11:00	0.567	10.38	3.14
05/06/2011 12:00	0.607	10.36	3.14
05/06/2011 13:00	0.642	10.37	3.14
05/06/2011 14:00	0.665	10.35	3.14
05/06/2011 15:00	0.665	10.39	3.14
05/06/2011 16:00	0.65	10.35	3.14
05/06/2011 17:00	0.606	10.32	3.14
05/06/2011 18:00	0.552	10.38	3.14
05/06/2011 19:00	0.5	10.43	3.14
05/06/2011 20:00	0.464	10.42	3.14
05/06/2011 21:00	0.453	10.39	3.14
05/06/2011 22:00	0.478	10.38	3.14
05/06/2011 23:00	0.512	10.37	3.14
06/06/2011 00:00	0.557	10.37	3.14
06/06/2011 01:00	0.602	10.4	3.14
06/06/2011 02:00	0.638	10.38	3.14
06/06/2011 03:00	0.669	10.38	3.14
06/06/2011 04:00	0.665	10.38	3.14
06/06/2011 05:00	0.637	10.35	3.14
06/06/2011 06:00	0.588	10.36	3.14
06/06/2011 07:00	0.541	10.36	3.14
06/06/2011 08:00	0.505	10.45	3.15
06/06/2011 09:00	0.495	10.42	3.14
06/06/2011 10:00	0.514	10.47	3.15
06/06/2011 11:00	0.552	10.41	3.14
06/06/2011 12:00	0.589	10.37	3.14
06/06/2011 13:00	0.631	10.36	3.14
06/06/2011 14:00	0.671	10.37	3.14
06/06/2011 15:00	0.679	10.37	3.14
06/06/2011 16:00	0.679	10.36	3.14
06/06/2011 17:00	0.642	10.35	3.14
06/06/2011 18:00	0.587	10.38	3.14
06/06/2011 19:00	0.542	10.35	3.14
06/06/2011 20:00	0.495	10.37	3.14
06/06/2011 21:00	0.464	10.39	3.14
06/06/2011 22:00	0.462	10.42	3.15

06/06/2011 23:00	0.485	10.45	3.15
07/06/2011 00:00	0.523	10.39	3.14
07/06/2011 01:00	0.569	10.37	3.14
07/06/2011 02:00	0.617	10.4	3.14
07/06/2011 03:00	0.658	10.37	3.14
07/06/2011 04:00	0.681	10.37	3.14
07/06/2011 05:00	0.671	10.41	3.15
07/06/2011 06:00	0.631	10.37	3.14
07/06/2011 07:00	0.586	10.41	3.15
07/06/2011 08:00	0.548	10.37	3.14
07/06/2011 09:00	0.503	10.43	3.15
07/06/2011 10:00	0.499	10.42	3.15
07/06/2011 11:00	0.518	10.41	3.14
07/06/2011 12:00	0.551	10.39	3.14
07/06/2011 13:00	0.589	10.41	3.14
07/06/2011 14:00	0.629	10.39	3.14
07/06/2011 15:00	0.652	10.4	3.14
07/06/2011 16:00	0.667	10.41	3.14
07/06/2011 17:00	0.654	10.4	3.14
07/06/2011 18:00	0.616	10.43	3.15
07/06/2011 19:00	0.575	10.38	3.14
07/06/2011 20:00	0.526	10.39	3.14
07/06/2011 21:00	0.48	10.43	3.15
07/06/2011 22:00	0.45	10.4	3.14
07/06/2011 23:00	0.449	10.4	3.14
08/06/2011 00:00	0.476	10.42	3.15
08/06/2011 01:00	0.51	10.37	3.14
08/06/2011 02:00	0.554	10.38	3.14
08/06/2011 03:00	0.598	10.37	3.14
08/06/2011 04:00	0.642	10.37	3.14
08/06/2011 05:00	0.661	10.4	3.14
08/06/2011 06:00	0.64	10.4	3.14
08/06/2011 07:00	0.596	10.39	3.14
08/06/2011 08:00	0.547	10.41	3.15
08/06/2011 09:00	0.51	10.38	3.14
08/06/2011 10:00	0.482	10.38	3.14
08/06/2011 11:00	0.484	10.46	3.15
08/06/2011 12:00	0.505	10.49	3.16
08/06/2011 13:00	0.549	10.45	3.15
08/06/2011 14:00	0.581	10.42	3.15
08/06/2011 15:00	0.617	10.42	3.15
08/06/2011 16:00	0.64	10.42	3.15
08/06/2011 17:00	0.65	10.41	3.15
08/06/2011 18:00	0.631	10.38	3.14
08/06/2011 19:00	0.591	10.37	3.14
08/06/2011 20:00	0.543	10.38	3.14
08/06/2011 21:00	0.495	10.42	3.15
08/06/2011 22:00	0.451	10.42	3.15
08/06/2011 23:00	0.419	10.43	3.15
09/06/2011 00:00	0.424	10.42	3.15
09/06/2011 01:00	0.447	10.42	3.15
09/06/2011 02:00	0.481	10.43	3.15
09/06/2011 03:00	0.53	10.41	3.15
09/06/2011 04:00	0.575	10.41	3.15
09/06/2011 05:00	0.618	10.41	3.15
09/06/2011 06:00	0.633	10.42	3.15
09/06/2011 07:00	0.609	10.41	3.15
09/06/2011 08:00	0.569	10.39	3.15
09/06/2011 09:00	0.533	10.38	3.15

09/06/2011 10:00	0.497	10.42	3.15
09/06/2011 11:00	0.474	10.46	3.15
09/06/2011 12:00	0.473	10.42	3.15
09/06/2011 13:00	0.501	10.48	3.15
09/06/2011 14:00	0.535	10.43	3.15
09/06/2011 15:00	0.575	10.43	3.15
09/06/2011 16:00	0.612	10.38	3.14
09/06/2011 17:00	0.636	10.38	3.14
09/06/2011 18:00	0.64	10.38	3.14
09/06/2011 19:00	0.627	10.39	3.15
09/06/2011 20:00	0.587	10.42	3.15
09/06/2011 21:00	0.54	10.41	3.15
09/06/2011 22:00	0.492	10.42	3.15
09/06/2011 23:00	0.448	10.44	3.15
10/06/2011 00:00	0.425	10.44	3.15
10/06/2011 01:00	0.425	10.51	3.15
10/06/2011 02:00	0.448	10.48	3.15
10/06/2011 03:00	0.49	10.5	3.15
10/06/2011 04:00	0.532	10.42	3.14
10/06/2011 05:00	0.578	10.41	3.14
10/06/2011 06:00	0.618	10.42	3.14
10/06/2011 07:00	0.636	10.39	3.14
10/06/2011 08:00	0.614	10.39	3.14
10/06/2011 09:00	0.586	10.39	3.14
10/06/2011 10:00	0.548	10.39	3.14
10/06/2011 11:00	0.517	10.4	3.14
10/06/2011 12:00	0.492	10.43	3.14
10/06/2011 13:00	0.487	10.45	3.14
10/06/2011 14:00	0.505	10.44	3.14
10/06/2011 15:00	0.531	10.46	3.14
10/06/2011 16:00	0.567	10.4	3.14
10/06/2011 17:00	0.607	10.44	3.14
10/06/2011 18:00	0.634	10.45	3.14
10/06/2011 19:00	0.641	10.4	3.14
10/06/2011 20:00	0.632	10.41	3.14
10/06/2011 21:00	0.599	10.4	3.14
10/06/2011 22:00	0.555	10.38	3.14
10/06/2011 23:00	0.505	10.4	3.14
11/06/2011 00:00	0.465	10.43	3.14
11/06/2011 01:00	0.435	10.43	3.14
11/06/2011 02:00	0.434	10.47	3.14
11/06/2011 03:00	0.455	10.49	3.15
11/06/2011 04:00	0.492	10.46	3.14
11/06/2011 05:00	0.53	10.44	3.14
11/06/2011 06:00	0.574	10.42	3.14
11/06/2011 07:00	0.614	10.4	3.14
11/06/2011 08:00	0.635	10.39	3.14
11/06/2011 09:00	0.633	10.41	3.14
11/06/2011 10:00	0.594	10.37	3.14
11/06/2011 11:00	0.556	10.41	3.14
11/06/2011 12:00	0.517	10.4	3.14
11/06/2011 13:00	0.487	10.44	3.14
11/06/2011 14:00	0.481	10.51	3.14
11/06/2011 15:00	0.498	10.47	3.14
11/06/2011 16:00	0.523	10.42	3.14
11/06/2011 17:00	0.559	10.43	3.14
11/06/2011 18:00	0.604	10.43	3.14
11/06/2011 19:00	0.639	10.41	3.14
11/06/2011 20:00	0.652	10.41	3.14

11/06/2011 21:00	0.645	10.42	3.14
11/06/2011 22:00	0.612	10.42	3.14
11/06/2011 23:00	0.566	10.43	3.14
12/06/2011 00:00	0.516	10.43	3.14
12/06/2011 01:00	0.474	10.43	3.14
12/06/2011 02:00	0.443	10.47	3.14
12/06/2011 03:00	0.437	10.44	3.14
12/06/2011 04:00	0.461	10.44	3.14
12/06/2011 05:00	0.495	10.48	3.14
12/06/2011 06:00	0.533	10.45	3.14
12/06/2011 07:00	0.57	10.42	3.14
12/06/2011 08:00	0.602	10.42	3.14
12/06/2011 09:00	0.622	10.4	3.14
12/06/2011 10:00	0.617	10.42	3.14
12/06/2011 11:00	0.588	10.45	3.14
12/06/2011 12:00	0.552	10.45	3.14
12/06/2011 13:00	0.518	10.42	3.14
12/06/2011 14:00	0.483	10.47	3.14
12/06/2011 15:00	0.474	10.47	3.14
12/06/2011 16:00	0.487	10.44	3.14
12/06/2011 17:00	0.519	10.48	3.14
12/06/2011 18:00	0.559	10.44	3.14
12/06/2011 19:00	0.603	10.43	3.14
12/06/2011 20:00	0.637	10.42	3.14
12/06/2011 21:00	0.651	10.41	3.14
12/06/2011 22:00	0.647	10.39	3.14
12/06/2011 23:00	0.615	10.39	3.14
13/06/2011 00:00	0.563	10.42	3.14
13/06/2011 01:00	0.518	10.41	3.14
13/06/2011 02:00	0.466	10.43	3.14
13/06/2011 03:00	0.434	10.43	3.14
13/06/2011 04:00	0.421	10.44	3.14
13/06/2011 05:00	0.438	10.44	3.14
13/06/2011 06:00	0.47	10.44	3.14
13/06/2011 07:00	0.512	10.43	3.14
13/06/2011 08:00	0.562	10.41	3.14
13/06/2011 09:00	0.604	10.44	3.14
13/06/2011 10:00	0.628	10.4	3.14
13/06/2011 11:00	0.615	10.42	3.14
13/06/2011 12:00	0.577	10.42	3.14
13/06/2011 13:00	0.538	10.42	3.14
13/06/2011 14:00	0.493	10.39	3.14
13/06/2011 15:00	0.455	10.4	3.14
13/06/2011 16:00	0.445	10.47	3.14
13/06/2011 17:00	0.461	10.47	3.14
13/06/2011 18:00	0.493	10.44	3.14
13/06/2011 19:00	0.546	10.42	3.14
13/06/2011 20:00	0.6	10.45	3.14
13/06/2011 21:00	0.64	10.43	3.14
13/06/2011 22:00	0.666	10.44	3.14
13/06/2011 23:00	0.668	10.41	3.14
14/06/2011 00:00	0.637	10.41	3.14
14/06/2011 01:00	0.593	10.42	3.14
14/06/2011 02:00	0.544	10.42	3.14
14/06/2011 03:00	0.499	10.44	3.14
14/06/2011 04:00	0.465	10.5	3.14
14/06/2011 05:00	0.467	10.46	3.14
14/06/2011 06:00	0.494	10.52	3.14
14/06/2011 07:00	0.528	10.47	3.14

14/06/2011 08:00	0.563	10.45	3.14
14/06/2011 09:00	0.606	10.44	3.14
14/06/2011 10:00	0.642	10.47	3.14
14/06/2011 11:00	0.658	10.44	3.14
14/06/2011 12:00	0.651	10.44	3.14
14/06/2011 13:00	0.611	10.41	3.13
14/06/2011 14:00	0.56	10.44	3.14
14/06/2011 15:00	0.511	10.41	3.13
14/06/2011 16:00	0.471	10.44	3.14
14/06/2011 17:00	0.454	10.45	3.14
14/06/2011 18:00	0.475	10.44	3.14
14/06/2011 19:00	0.519	10.45	3.14
14/06/2011 20:00	0.567	10.47	3.14
14/06/2011 21:00	0.611	10.45	3.14
14/06/2011 22:00	0.651	10.43	3.14
14/06/2011 23:00	0.67	10.42	3.14
15/06/2011 00:00	0.673	10.42	3.14
15/06/2011 01:00	0.643	10.43	3.14
15/06/2011 02:00	0.588	10.42	3.14
15/06/2011 03:00	0.536	10.46	3.14
15/06/2011 04:00	0.488	10.44	3.14
15/06/2011 05:00	0.454	10.45	3.14
15/06/2011 06:00	0.456	10.44	3.14
15/06/2011 07:00	0.485	10.46	3.14
15/06/2011 08:00	0.519	10.44	3.14
15/06/2011 09:00	0.559	10.48	3.14
15/06/2011 10:00	0.6	10.44	3.14
15/06/2011 11:00	0.626	10.42	3.14
15/06/2011 12:00	0.64	10.42	3.14
15/06/2011 13:00	0.626	10.41	3.14
15/06/2011 14:00	0.581	10.43	3.14
15/06/2011 15:00	0.531	10.47	3.14
15/06/2011 16:00	0.481	10.43	3.14
15/06/2011 17:00	0.443	10.46	3.14
15/06/2011 18:00	0.429	10.46	3.14
15/06/2011 19:00	0.465	10.44	3.14
15/06/2011 20:00	0.507	10.45	3.14
15/06/2011 21:00	0.552	10.45	3.14
15/06/2011 22:00	0.605	10.45	3.14
15/06/2011 23:00	0.651	10.44	3.14
16/06/2011 00:00	0.676	10.45	3.14
16/06/2011 01:00	0.678	10.41	3.14
16/06/2011 02:00	0.645	10.43	3.14
16/06/2011 03:00	0.593	10.46	3.14
16/06/2011 04:00	0.541	10.44	3.14
16/06/2011 05:00	0.493	10.47	3.14
16/06/2011 06:00	0.47	10.47	3.14
16/06/2011 07:00	0.491	10.45	3.14
16/06/2011 08:00	0.519	10.46	3.14
16/06/2011 09:00	0.551	10.46	3.14
16/06/2011 10:00	0.605	10.44	3.14
16/06/2011 11:00	0.648	10.45	3.14
16/06/2011 12:00	0.677	10.44	3.14
16/06/2011 13:00	0.69	10.42	3.14
16/06/2011 14:00	0.671	10.44	3.14
16/06/2011 15:00	0.625	10.43	3.14
16/06/2011 16:00	0.565	10.43	3.14
16/06/2011 17:00	0.507	10.43	3.14
16/06/2011 18:00	0.455	10.45	3.14

16/06/2011 19:00	0.461	10.45	3.14
16/06/2011 20:00	0.499	10.45	3.14
16/06/2011 21:00	0.541	10.48	3.14
16/06/2011 22:00	0.582	10.46	3.14
16/06/2011 23:00	0.634	10.46	3.14
17/06/2011 00:00	0.674	10.46	3.14
17/06/2011 01:00	0.7	10.44	3.14
17/06/2011 02:00	0.689	10.44	3.14
17/06/2011 03:00	0.647	10.44	3.14
17/06/2011 04:00	0.593	10.47	3.14
17/06/2011 05:00	0.544	10.46	3.14
17/06/2011 06:00	0.5	10.47	3.14
17/06/2011 07:00	0.479	10.5	3.14
17/06/2011 08:00	0.5	10.49	3.14
17/06/2011 09:00	0.534	10.45	3.14
17/06/2011 10:00	0.583	10.46	3.14
17/06/2011 11:00	0.636	10.46	3.14
17/06/2011 12:00	0.674	10.44	3.14
17/06/2011 13:00	0.684	10.44	3.14
17/06/2011 14:00	0.686	10.45	3.14
17/06/2011 15:00	0.658	10.45	3.14
17/06/2011 16:00	0.611	10.43	3.14
17/06/2011 17:00	0.554	10.45	3.14
17/06/2011 18:00	0.501	10.46	3.14
17/06/2011 19:00	0.461	10.46	3.14
17/06/2011 20:00	0.461	10.46	3.14
17/06/2011 21:00	0.493	10.49	3.14
17/06/2011 22:00	0.54	10.46	3.14
17/06/2011 23:00	0.599	10.48	3.14
18/06/2011 00:00	0.656	10.46	3.14
18/06/2011 01:00	0.7	10.47	3.14
18/06/2011 02:00	0.723	10.45	3.14
18/06/2011 03:00	0.71	10.45	3.14
18/06/2011 04:00	0.66	10.45	3.14
18/06/2011 05:00	0.609	10.44	3.14
18/06/2011 06:00	0.559	10.48	3.14
18/06/2011 07:00	0.522	10.5	3.14
18/06/2011 08:00	0.522	10.48	3.14
18/06/2011 09:00	0.551	10.47	3.14
18/06/2011 10:00	0.587	10.47	3.14
18/06/2011 11:00	0.627	10.46	3.14
18/06/2011 12:00	0.683	10.45	3.14
18/06/2011 13:00	0.725	10.47	3.14
18/06/2011 14:00	0.727	10.46	3.14
18/06/2011 15:00	0.71	10.46	3.14
18/06/2011 16:00	0.664	10.45	3.14
18/06/2011 17:00	0.608	10.47	3.14
18/06/2011 18:00	0.559	10.44	3.14
18/06/2011 19:00	0.513	10.52	3.14
18/06/2011 20:00	0.486	10.5	3.14
18/06/2011 21:00	0.501	10.51	3.14
18/06/2011 22:00	0.535	10.48	3.14
18/06/2011 23:00	0.578	10.47	3.14
19/06/2011 00:00	0.629	10.44	3.14
19/06/2011 01:00	0.68	10.47	3.14
19/06/2011 02:00	0.724	10.48	3.14
19/06/2011 03:00	0.739	10.45	3.14
19/06/2011 04:00	0.711	10.47	3.14
19/06/2011 05:00	0.668	10.45	3.14

19/06/2011 06:00	0.623	10.44	3.14
19/06/2011 07:00	0.579	10.48	3.14
19/06/2011 08:00	0.552	10.46	3.14
19/06/2011 09:00	0.562	10.52	3.14
19/06/2011 10:00	0.596	10.5	3.14
19/06/2011 11:00	0.636	10.47	3.14
19/06/2011 12:00	0.686	10.49	3.14
19/06/2011 13:00	0.726	10.49	3.14
19/06/2011 14:00	0.747	10.48	3.14
19/06/2011 15:00	0.747	10.47	3.14
19/06/2011 16:00	0.718	10.45	3.14
19/06/2011 17:00	0.671	10.48	3.14
19/06/2011 18:00	0.61	10.47	3.14
19/06/2011 19:00	0.554	10.46	3.14
19/06/2011 20:00	0.51	10.48	3.14
19/06/2011 21:00	0.489	10.5	3.14
19/06/2011 22:00	0.507	10.49	3.14
19/06/2011 23:00	0.538	10.47	3.14
20/06/2011 00:00	0.582	10.46	3.14
20/06/2011 01:00	0.63	10.47	3.14
20/06/2011 02:00	0.671	10.48	3.14
20/06/2011 03:00	0.702	10.49	3.14
20/06/2011 04:00	0.709	10.47	3.14
20/06/2011 05:00	0.672	10.46	3.14
20/06/2011 06:00	0.624	10.46	3.14
20/06/2011 07:00	0.574	10.46	3.14
20/06/2011 08:00	0.527	10.49	3.14
20/06/2011 09:00	0.514	10.52	3.14
20/06/2011 10:00	0.541	10.51	3.14
20/06/2011 11:00	0.579	10.49	3.14
20/06/2011 12:00	0.624	10.48	3.14
20/06/2011 13:00	0.667	10.47	3.14
20/06/2011 14:00	0.707	10.48	3.14
20/06/2011 15:00	0.718	10.47	3.14
20/06/2011 16:00	0.713	10.5	3.15
20/06/2011 17:00	0.689	10.49	3.15
20/06/2011 18:00	0.636	10.46	3.14
20/06/2011 19:00	0.586	10.45	3.14
20/06/2011 20:00	0.536	10.46	3.14
20/06/2011 21:00	0.493	10.46	3.14
20/06/2011 22:00	0.479	10.46	3.14
20/06/2011 23:00	0.497	10.46	3.14
21/06/2011 00:00	0.527	10.47	3.14
21/06/2011 01:00	0.573	10.46	3.14
21/06/2011 02:00	0.619	10.48	3.14
21/06/2011 03:00	0.667	10.47	3.14
21/06/2011 04:00	0.697	10.47	3.14
21/06/2011 05:00	0.69	10.45	3.14
21/06/2011 06:00	0.651	10.47	3.14
21/06/2011 07:00	0.607	10.47	3.14
21/06/2011 08:00	0.562	10.46	3.14
21/06/2011 09:00	0.528	10.46	3.14
21/06/2011 10:00	0.521	10.46	3.14
21/06/2011 11:00	0.549	10.46	3.14
21/06/2011 12:00	0.579	10.47	3.14
21/06/2011 13:00	0.627	10.48	3.14
21/06/2011 14:00	0.671	10.47	3.14
21/06/2011 15:00	0.701	10.48	3.14
21/06/2011 16:00	0.707	10.47	3.14

21/06/2011 17:00	0.692	10.47	3.14
21/06/2011 18:00	0.654	10.46	3.14
21/06/2011 19:00	0.606	10.48	3.14
21/06/2011 20:00	0.558	10.48	3.14
21/06/2011 21:00	0.51	10.53	3.15
21/06/2011 22:00	0.48	10.49	3.14
21/06/2011 23:00	0.479	10.48	3.14
22/06/2011 00:00	0.5	10.48	3.14
22/06/2011 01:00	0.535	10.48	3.14
22/06/2011 02:00	0.577	10.47	3.14
22/06/2011 03:00	0.62	10.47	3.14
22/06/2011 04:00	0.661	10.47	3.14
22/06/2011 05:00	0.683	10.49	3.14
22/06/2011 06:00	0.659	10.49	3.14
22/06/2011 07:00	0.621	10.48	3.14
22/06/2011 08:00	0.577	10.48	3.14
22/06/2011 09:00	0.541	10.47	3.14
22/06/2011 10:00	0.518	10.46	3.14
22/06/2011 11:00	0.531	10.49	3.14
22/06/2011 12:00	0.562	10.5	3.14
22/06/2011 13:00	0.594	10.49	3.14
22/06/2011 14:00	0.629	10.48	3.14
22/06/2011 15:00	0.673	10.48	3.14
22/06/2011 16:00	0.7	10.48	3.14
22/06/2011 17:00	0.705	10.49	3.14
22/06/2011 18:00	0.68	10.48	3.14
22/06/2011 19:00	0.644	10.48	3.14
22/06/2011 20:00	0.598	10.48	3.14
22/06/2011 21:00	0.555	10.48	3.14
22/06/2011 22:00	0.523	10.51	3.14
22/06/2011 23:00	0.502	10.5	3.14
23/06/2011 00:00	0.508	10.5	3.14
23/06/2011 01:00	0.529	10.5	3.13
23/06/2011 02:00	0.569	10.5	3.13
23/06/2011 03:00	0.611	10.48	3.13
23/06/2011 04:00	0.653	10.49	3.13
23/06/2011 05:00	0.689	10.49	3.13
23/06/2011 06:00	0.691	10.48	3.13
23/06/2011 07:00	0.668	10.48	3.13
23/06/2011 08:00	0.632	10.48	3.13
23/06/2011 09:00	0.598	10.48	3.13
23/06/2011 10:00	0.565	10.47	3.13
23/06/2011 11:00	0.548	10.5	3.13
23/06/2011 12:00	0.567	10.5	3.13
23/06/2011 13:00	0.59	10.49	3.12
23/06/2011 14:00	0.632	10.48	3.12
23/06/2011 15:00	0.663	10.48	3.12
23/06/2011 16:00	0.693	10.48	3.12
23/06/2011 17:00	0.705	10.49	3.12
23/06/2011 18:00	0.709	10.49	3.12
23/06/2011 19:00	0.689	10.48	3.12
23/06/2011 20:00	0.651	10.48	3.12
23/06/2011 21:00	0.608	10.48	3.12
23/06/2011 22:00	0.566	10.49	3.12
23/06/2011 23:00	0.532	10.52	3.13
24/06/2011 00:00	0.516	10.51	3.12
24/06/2011 01:00	0.515	10.51	3.12
24/06/2011 02:00	0.536	10.51	3.12
24/06/2011 03:00	0.564	10.5	3.12

24/06/2011 04:00	0.604	10.5	3.12
24/06/2011 05:00	0.641	10.49	3.12
24/06/2011 06:00	0.669	10.49	3.12
24/06/2011 07:00	0.675	10.49	3.12
24/06/2011 08:00	0.65	10.49	3.12
24/06/2011 09:00	0.612	10.49	3.12
24/06/2011 10:00	0.58	10.49	3.12
24/06/2011 11:00	0.554	10.48	3.12
24/06/2011 12:00	0.544	10.49	3.12
24/06/2011 13:00	0.553	10.52	3.12
24/06/2011 14:00	0.58	10.5	3.12
24/06/2011 15:00	0.607	10.49	3.12
24/06/2011 16:00	0.638	10.49	3.12
24/06/2011 17:00	0.677	10.49	3.12
24/06/2011 18:00	0.698	10.49	3.12
24/06/2011 19:00	0.7	10.49	3.12
24/06/2011 20:00	0.678	10.5	3.12
24/06/2011 21:00	0.639	10.49	3.12
24/06/2011 22:00	0.599	10.49	3.12
24/06/2011 23:00	0.554	10.51	3.12
25/06/2011 00:00	0.52	10.52	3.12
25/06/2011 01:00	0.505	10.52	3.12
25/06/2011 02:00	0.503	10.51	3.11
25/06/2011 03:00	0.525	10.51	3.11
25/06/2011 04:00	0.555	10.51	3.11
25/06/2011 05:00	0.596	10.51	3.11
25/06/2011 06:00	0.633	10.5	3.11
25/06/2011 07:00	0.66	10.5	3.11
25/06/2011 08:00	0.661	10.49	3.11
25/06/2011 09:00	0.637	10.49	3.11
25/06/2011 10:00	0.608	10.5	3.11
25/06/2011 11:00	0.574	10.49	3.11
25/06/2011 12:00	0.542	10.5	3.11
25/06/2011 13:00	0.525	10.5	3.11
25/06/2011 14:00	0.523	10.52	3.11
25/06/2011 15:00	0.542	10.51	3.11
25/06/2011 16:00	0.571	10.51	3.11
25/06/2011 17:00	0.607	10.5	3.11
25/06/2011 18:00	0.64	10.49	3.11
25/06/2011 19:00	0.662	10.49	3.11
25/06/2011 20:00	0.668	10.5	3.11
25/06/2011 21:00	0.645	10.5	3.11
25/06/2011 22:00	0.615	10.5	3.11
25/06/2011 23:00	0.578	10.5	3.11
26/06/2011 00:00	0.545	10.53	3.11
26/06/2011 01:00	0.519	10.52	3.11
26/06/2011 02:00	0.505	10.53	3.1
26/06/2011 03:00	0.51	10.53	3.1
26/06/2011 04:00	0.538	10.52	3.1
26/06/2011 05:00	0.574	10.51	3.1
26/06/2011 06:00	0.612	10.51	3.1
26/06/2011 07:00	0.639	10.51	3.1
26/06/2011 08:00	0.662	10.5	3.1
26/06/2011 09:00	0.668	10.5	3.1
26/06/2011 10:00	0.658	10.5	3.1
26/06/2011 11:00	0.629	10.5	3.1
26/06/2011 12:00	0.595	10.5	3.1
26/06/2011 13:00	0.572	10.5	3.1
26/06/2011 14:00	0.551	10.53	3.1

26/06/2011 15:00	0.548	10.52	3.1
26/06/2011 16:00	0.567	10.52	3.1
26/06/2011 17:00	0.597	10.5	3.09
26/06/2011 18:00	0.634	10.5	3.09
26/06/2011 19:00	0.66	10.5	3.09
26/06/2011 20:00	0.677	10.51	3.1
26/06/2011 21:00	0.676	10.51	3.1
26/06/2011 22:00	0.66	10.5	3.1
26/06/2011 23:00	0.624	10.51	3.1
27/06/2011 00:00	0.591	10.5	3.1
27/06/2011 01:00	0.549	10.52	3.1
27/06/2011 02:00	0.523	10.53	3.1
27/06/2011 03:00	0.509	10.52	3.09
27/06/2011 04:00	0.507	10.52	3.09
27/06/2011 05:00	0.53	10.52	3.08
27/06/2011 06:00	0.563	10.52	3.08
27/06/2011 07:00	0.599	10.51	3.08
27/06/2011 08:00	0.628	10.51	3.08
27/06/2011 09:00	0.657	10.51	3.08
27/06/2011 10:00	0.671	10.51	3.08
27/06/2011 11:00	0.653	10.51	3.08
27/06/2011 12:00	0.626	10.5	3.08
27/06/2011 13:00	0.594	10.5	3.08
27/06/2011 14:00	0.562	10.51	3.09
27/06/2011 15:00	0.541	10.52	3.09
27/06/2011 16:00	0.547	10.54	3.09

END OF DATA FILE OF DATALOGGER FOR WINDOWS

_K4976_110715104143.CSV

Data file for DataLogger.

=====

COMPANY : <Company name>

COMP.STATUS: Done

DATE : 15/07/2011

TIME : 10:42:15

FILENAME : C:\Documents and Settings\All Users\Application Data\DiverOffice\Sizewell\CSV\pz2009_19_

CREATED BY : SWS Diver-Office 4.0.76.0

===== BEGINNING OF DATA =====

[Logger settings]

Instrument type =CTD-Diver=17

Status =Started =0

Serial number =.00-K4975 317.

Instrument number =
=0

Location =pz2009_19

Sample period =M60

Sample method =T

Number of channels =3

[Channel 1]

Identification =WATER HEAD

Reference level =4.000 m

Range =17.500 m

Master level =1750 CMH2O

Altitude =0 m

[Channel 2]

Identification =TEMPERATURE

Reference level =-20.00 °C

Range =100.00 °C

[Channel 3]

Identification =1: CONDUCTIVITY

Reference level =0.00 mS/cm

Range =120.00 mS/cm

[Series settings]

Serial number =.00-K4975 317.

Instrument number =

Location =pz2009_19

Sample period =00 00:60:00 0

Sample method =T

Start date / time =00:00:06 09/04/11

End date / time =00:00:10 29/06/11

[Channel 1 from data header]

Identification =WATER HEAD

Reference level =4.000 m

Range =17.500 m

Master level =1750 CMH2O

Altitude =0 m

[Channel 2 from data header]

Identification =TEMPERATURE

Reference level =-20.00 °C

Range =100.00 °C

[Channel 3 from data header]

Identification =1: CONDUCTIVITY

Reference level =0.00 mS/cm
Range =120.00 mS/cm

[Data]

1949

Date/time	Water head[m]	Temperature[°C]	1:Conductivity[mS/cm]
09/04/2011 06:00	0.67	10.27	0.19
09/04/2011 07:00	0.668	10.27	0.19
09/04/2011 08:00	0.66	10.26	0.19
09/04/2011 09:00	0.656	10.26	0.19
09/04/2011 10:00	0.652	10.25	0.19
09/04/2011 11:00	0.652	10.27	0.19
09/04/2011 12:00	0.65	10.27	0.19
09/04/2011 13:00	0.65	10.27	0.19
09/04/2011 14:00	0.654	10.27	0.19
09/04/2011 15:00	0.655	10.26	0.19
09/04/2011 16:00	0.659	10.26	0.19
09/04/2011 17:00	0.664	10.26	0.19
09/04/2011 18:00	0.668	10.27	0.19
09/04/2011 19:00	0.668	10.27	0.19
09/04/2011 20:00	0.667	10.27	0.19
09/04/2011 21:00	0.665	10.27	0.19
09/04/2011 22:00	0.661	10.27	0.19
09/04/2011 23:00	0.664	10.26	0.19
10/04/2011 00:00	0.66	10.26	0.19
10/04/2011 01:00	0.663	10.26	0.19
10/04/2011 02:00	0.665	10.27	0.19
10/04/2011 03:00	0.664	10.26	0.19
10/04/2011 04:00	0.665	10.26	0.19
10/04/2011 05:00	0.664	10.27	0.19
10/04/2011 06:00	0.664	10.28	0.19
10/04/2011 07:00	0.659	10.26	0.19
10/04/2011 08:00	0.652	10.27	0.19
10/04/2011 09:00	0.647	10.26	0.19
10/04/2011 10:00	0.645	10.26	0.19
10/04/2011 11:00	0.645	10.26	0.19
10/04/2011 12:00	0.645	10.27	0.19
10/04/2011 13:00	0.645	10.26	0.19
10/04/2011 14:00	0.645	10.27	0.19
10/04/2011 15:00	0.651	10.26	0.19
10/04/2011 16:00	0.654	10.26	0.19
10/04/2011 17:00	0.655	10.27	0.19
10/04/2011 18:00	0.661	10.26	0.19
10/04/2011 19:00	0.66	10.26	0.19
10/04/2011 20:00	0.662	10.27	0.19
10/04/2011 21:00	0.66	10.26	0.19
10/04/2011 22:00	0.659	10.27	0.19
10/04/2011 23:00	0.656	10.27	0.19
11/04/2011 00:00	0.656	10.26	0.19
11/04/2011 01:00	0.657	10.26	0.19
11/04/2011 02:00	0.655	10.27	0.19
11/04/2011 03:00	0.654	10.26	0.19
11/04/2011 04:00	0.657	10.26	0.19
11/04/2011 05:00	0.661	10.27	0.19
11/04/2011 06:00	0.659	10.26	0.19
11/04/2011 07:00	0.659	10.26	0.19
11/04/2011 08:00	0.652	10.27	0.19
11/04/2011 09:00	0.649	10.26	0.19

11/04/2011 10:00	0.646	10.27	0.19
11/04/2011 11:00	0.646	10.27	0.19
11/04/2011 12:00	0.646	10.25	0.19
11/04/2011 13:00	0.643	10.27	0.19
11/04/2011 14:00	0.646	10.27	0.19
11/04/2011 15:00	0.645	10.26	0.19
11/04/2011 16:00	0.653	10.26	0.19
11/04/2011 17:00	0.658	10.27	0.19
11/04/2011 18:00	0.66	10.27	0.19
11/04/2011 19:00	0.658	10.27	0.19
11/04/2011 20:00	0.66	10.25	0.19
11/04/2011 21:00	0.659	10.27	0.19
11/04/2011 22:00	0.656	10.26	0.19
11/04/2011 23:00	0.654	10.25	0.19
12/04/2011 00:00	0.654	10.26	0.19
12/04/2011 01:00	0.65	10.26	0.19
12/04/2011 02:00	0.651	10.26	0.19
12/04/2011 03:00	0.653	10.26	0.19
12/04/2011 04:00	0.656	10.26	0.19
12/04/2011 05:00	0.653	10.26	0.19
12/04/2011 06:00	0.656	10.27	0.19
12/04/2011 07:00	0.659	10.26	0.19
12/04/2011 08:00	0.65	10.27	0.19
12/04/2011 09:00	0.646	10.26	0.19
12/04/2011 10:00	0.643	10.27	0.19
12/04/2011 11:00	0.649	10.28	0.19
12/04/2011 12:00	0.645	10.27	0.19
12/04/2011 13:00	0.651	10.26	0.19
12/04/2011 14:00	0.645	10.25	0.19
12/04/2011 15:00	0.645	10.27	0.19
12/04/2011 16:00	0.653	10.25	0.19
12/04/2011 17:00	0.655	10.26	0.19
12/04/2011 18:00	0.659	10.26	0.19
12/04/2011 19:00	0.662	10.26	0.19
12/04/2011 20:00	0.664	10.25	0.19
12/04/2011 21:00	0.66	10.26	0.19
12/04/2011 22:00	0.66	10.27	0.19
12/04/2011 23:00	0.657	10.27	0.19
13/04/2011 00:00	0.659	10.26	0.19
13/04/2011 01:00	0.656	10.27	0.19
13/04/2011 02:00	0.652	10.26	0.19
13/04/2011 03:00	0.653	10.27	0.19
13/04/2011 04:00	0.652	10.27	0.19
13/04/2011 05:00	0.652	10.26	0.19
13/04/2011 06:00	0.652	10.26	0.19
13/04/2011 07:00	0.651	10.24	0.19
13/04/2011 08:00	0.649	10.26	0.19
13/04/2011 09:00	0.646	10.26	0.19
13/04/2011 10:00	0.645	10.26	0.19
13/04/2011 11:00	0.646	10.24	0.19
13/04/2011 12:00	0.645	10.24	0.19
13/04/2011 13:00	0.65	10.27	0.19
13/04/2011 14:00	0.649	10.28	0.19
13/04/2011 15:00	0.645	10.28	0.19
13/04/2011 16:00	0.647	10.29	0.19
13/04/2011 17:00	0.651	10.29	0.19
13/04/2011 18:00	0.651	10.29	0.19
13/04/2011 19:00	0.653	10.27	0.19
13/04/2011 20:00	0.655	10.27	0.19

13/04/2011 21:00	0.657	10.25	0.19
13/04/2011 22:00	0.656	10.23	0.19
13/04/2011 23:00	0.653	10.27	0.19
14/04/2011 00:00	0.653	10.25	0.19
14/04/2011 01:00	0.655	10.25	0.19
14/04/2011 02:00	0.649	10.24	0.19
14/04/2011 03:00	0.649	10.24	0.19
14/04/2011 04:00	0.649	10.24	0.19
14/04/2011 05:00	0.649	10.26	0.19
14/04/2011 06:00	0.649	10.24	0.19
14/04/2011 07:00	0.649	10.26	0.19
14/04/2011 08:00	0.649	10.24	0.19
14/04/2011 09:00	0.647	10.27	0.19
14/04/2011 10:00	0.646	10.24	0.19
14/04/2011 11:00	0.645	10.24	0.19
14/04/2011 12:00	0.642	10.25	0.19
14/04/2011 13:00	0.642	10.24	0.19
14/04/2011 14:00	0.639	10.24	0.19
14/04/2011 15:00	0.642	10.25	0.19
14/04/2011 16:00	0.643	10.27	0.19
14/04/2011 17:00	0.649	10.25	0.19
14/04/2011 18:00	0.653	10.25	0.19
14/04/2011 19:00	0.653	10.26	0.19
14/04/2011 20:00	0.653	10.26	0.19
14/04/2011 21:00	0.653	10.26	0.19
14/04/2011 22:00	0.656	10.26	0.19
14/04/2011 23:00	0.654	10.27	0.19
15/04/2011 00:00	0.656	10.25	0.19
15/04/2011 01:00	0.655	10.27	0.19
15/04/2011 02:00	0.651	10.26	0.19
15/04/2011 03:00	0.647	10.25	0.19
15/04/2011 04:00	0.645	10.27	0.19
15/04/2011 05:00	0.645	10.25	0.19
15/04/2011 06:00	0.647	10.26	0.19
15/04/2011 07:00	0.646	10.25	0.19
15/04/2011 08:00	0.647	10.26	0.19
15/04/2011 09:00	0.649	10.26	0.19
15/04/2011 10:00	0.647	10.25	0.19
15/04/2011 11:00	0.643	10.26	0.19
15/04/2011 12:00	0.641	10.27	0.19
15/04/2011 13:00	0.638	10.24	0.19
15/04/2011 14:00	0.638	10.26	0.19
15/04/2011 15:00	0.636	10.26	0.19
15/04/2011 16:00	0.634	10.26	0.19
15/04/2011 17:00	0.634	10.26	0.19
15/04/2011 18:00	0.643	10.25	0.19
15/04/2011 19:00	0.644	10.26	0.19
15/04/2011 20:00	0.651	10.25	0.19
15/04/2011 21:00	0.649	10.26	0.19
15/04/2011 22:00	0.651	10.26	0.19
15/04/2011 23:00	0.648	10.25	0.19
16/04/2011 00:00	0.655	10.25	0.19
16/04/2011 01:00	0.651	10.24	0.19
16/04/2011 02:00	0.651	10.25	0.19
16/04/2011 03:00	0.645	10.25	0.19
16/04/2011 04:00	0.644	10.26	0.19
16/04/2011 05:00	0.642	10.25	0.19
16/04/2011 06:00	0.643	10.25	0.19
16/04/2011 07:00	0.642	10.25	0.19

16/04/2011 08:00	0.639	10.26	0.19
16/04/2011 09:00	0.639	10.26	0.19
16/04/2011 10:00	0.637	10.26	0.19
16/04/2011 11:00	0.638	10.25	0.19
16/04/2011 12:00	0.638	10.26	0.19
16/04/2011 13:00	0.641	10.25	0.19
16/04/2011 14:00	0.644	10.25	0.19
16/04/2011 15:00	0.638	10.25	0.19
16/04/2011 16:00	0.634	10.26	0.19
16/04/2011 17:00	0.631	10.24	0.19
16/04/2011 18:00	0.632	10.25	0.19
16/04/2011 19:00	0.641	10.24	0.19
16/04/2011 20:00	0.643	10.26	0.19
16/04/2011 21:00	0.65	10.25	0.19
16/04/2011 22:00	0.652	10.25	0.19
16/04/2011 23:00	0.65	10.26	0.19
17/04/2011 00:00	0.654	10.26	0.19
17/04/2011 01:00	0.65	10.25	0.19
17/04/2011 02:00	0.652	10.24	0.19
17/04/2011 03:00	0.648	10.25	0.19
17/04/2011 04:00	0.642	10.26	0.19
17/04/2011 05:00	0.646	10.26	0.19
17/04/2011 06:00	0.639	10.26	0.19
17/04/2011 07:00	0.64	10.26	0.19
17/04/2011 08:00	0.64	10.25	0.19
17/04/2011 09:00	0.633	10.24	0.19
17/04/2011 10:00	0.635	10.25	0.19
17/04/2011 11:00	0.633	10.25	0.19
17/04/2011 12:00	0.632	10.24	0.19
17/04/2011 13:00	0.633	10.26	0.19
17/04/2011 14:00	0.635	10.25	0.19
17/04/2011 15:00	0.634	10.25	0.19
17/04/2011 16:00	0.636	10.24	0.19
17/04/2011 17:00	0.634	10.24	0.19
17/04/2011 18:00	0.643	10.25	0.19
17/04/2011 19:00	0.643	10.25	0.19
17/04/2011 20:00	0.643	10.25	0.19
17/04/2011 21:00	0.646	10.25	0.19
17/04/2011 22:00	0.644	10.26	0.19
17/04/2011 23:00	0.652	10.25	0.19
18/04/2011 00:00	0.654	10.24	0.19
18/04/2011 01:00	0.648	10.25	0.19
18/04/2011 02:00	0.652	10.23	0.19
18/04/2011 03:00	0.651	10.26	0.19
18/04/2011 04:00	0.649	10.23	0.19
18/04/2011 05:00	0.647	10.26	0.19
18/04/2011 06:00	0.641	10.24	0.19
18/04/2011 07:00	0.64	10.24	0.19
18/04/2011 08:00	0.638	10.25	0.19
18/04/2011 09:00	0.633	10.23	0.19
18/04/2011 10:00	0.628	10.26	0.19
18/04/2011 11:00	0.637	10.25	0.19
18/04/2011 12:00	0.634	10.24	0.19
18/04/2011 13:00	0.636	10.24	0.19
18/04/2011 14:00	0.636	10.26	0.19
18/04/2011 15:00	0.636	10.25	0.19
18/04/2011 16:00	0.639	10.25	0.19
18/04/2011 17:00	-2.693	11.24	0
18/04/2011 18:00	0.644	10.24	0.19

18/04/2011 19:00	0.646	10.24	0.19
18/04/2011 20:00	0.644	10.25	0.19
18/04/2011 21:00	0.643	10.25	0.19
18/04/2011 22:00	0.649	10.25	0.19
18/04/2011 23:00	0.646	10.24	0.19
19/04/2011 00:00	0.65	10.25	0.19
19/04/2011 01:00	0.653	10.25	0.19
19/04/2011 02:00	0.656	10.25	0.19
19/04/2011 03:00	0.651	10.24	0.19
19/04/2011 04:00	0.65	10.25	0.19
19/04/2011 05:00	0.648	10.25	0.19
19/04/2011 06:00	0.642	10.23	0.19
19/04/2011 07:00	0.636	10.23	0.19
19/04/2011 08:00	0.633	10.23	0.19
19/04/2011 09:00	0.631	10.23	0.19
19/04/2011 10:00	0.629	10.22	0.19
19/04/2011 11:00	0.625	10.22	0.19
19/04/2011 12:00	0.628	10.24	0.19
19/04/2011 13:00	0.633	10.23	0.19
19/04/2011 14:00	0.633	10.23	0.19
19/04/2011 15:00	0.635	10.24	0.19
19/04/2011 16:00	0.635	10.24	0.19
19/04/2011 17:00	0.641	10.2	0.19
19/04/2011 18:00	0.641	10.23	0.19
19/04/2011 19:00	0.639	10.23	0.19
19/04/2011 20:00	0.64	10.21	0.19
19/04/2011 21:00	0.637	10.22	0.19
19/04/2011 22:00	0.643	10.22	0.19
19/04/2011 23:00	0.647	10.23	0.19
20/04/2011 00:00	0.645	10.21	0.19
20/04/2011 01:00	0.648	10.23	0.19
20/04/2011 02:00	0.65	10.23	0.19
20/04/2011 03:00	0.651	10.23	0.19
20/04/2011 04:00	0.651	10.23	0.19
20/04/2011 05:00	0.651	10.22	0.19
20/04/2011 06:00	0.647	10.21	0.19
20/04/2011 07:00	0.643	10.22	0.19
20/04/2011 08:00	0.634	10.23	0.19
20/04/2011 09:00	0.627	10.24	0.19
20/04/2011 10:00	0.628	10.22	0.19
20/04/2011 11:00	0.627	10.22	0.19
20/04/2011 12:00	0.641	10.2	0.19
20/04/2011 13:00	0.637	10.23	0.19
20/04/2011 14:00	0.639	10.25	0.19
20/04/2011 15:00	0.637	10.26	0.19
20/04/2011 16:00	0.646	10.24	0.19
20/04/2011 17:00	0.644	10.24	0.19
20/04/2011 18:00	0.641	10.25	0.19
20/04/2011 19:00	0.642	10.25	0.19
20/04/2011 20:00	0.637	10.26	0.19
20/04/2011 21:00	0.636	10.26	0.19
20/04/2011 22:00	0.635	10.26	0.19
20/04/2011 23:00	0.64	10.26	0.19
21/04/2011 00:00	0.64	10.24	0.19
21/04/2011 01:00	0.64	10.25	0.19
21/04/2011 02:00	0.645	10.26	0.19
21/04/2011 03:00	0.649	10.25	0.19
21/04/2011 04:00	0.647	10.24	0.19
21/04/2011 05:00	0.643	10.24	0.19

21/04/2011 06:00	0.644	10.25	0.19
21/04/2011 07:00	0.637	10.25	0.19
21/04/2011 08:00	0.634	10.26	0.19
21/04/2011 09:00	0.628	10.23	0.19
21/04/2011 10:00	0.629	10.24	0.19
21/04/2011 11:00	0.623	10.25	0.19
21/04/2011 12:00	0.625	10.26	0.19
21/04/2011 13:00	0.631	10.24	0.19
21/04/2011 14:00	0.631	10.24	0.19
21/04/2011 15:00	0.637	10.26	0.19
21/04/2011 16:00	0.64	10.26	0.19
21/04/2011 17:00	0.641	10.25	0.19
21/04/2011 18:00	0.645	10.25	0.19
21/04/2011 19:00	0.646	10.24	0.19
21/04/2011 20:00	0.64	10.23	0.19
21/04/2011 21:00	0.639	10.25	0.19
21/04/2011 22:00	0.642	10.24	0.19
21/04/2011 23:00	0.64	10.26	0.19
22/04/2011 00:00	0.64	10.25	0.19
22/04/2011 01:00	0.642	10.24	0.19
22/04/2011 02:00	0.644	10.24	0.19
22/04/2011 03:00	0.646	10.24	0.19
22/04/2011 04:00	0.644	10.24	0.19
22/04/2011 05:00	0.645	10.25	0.19
22/04/2011 06:00	0.646	10.24	0.19
22/04/2011 07:00	0.641	10.26	0.19
22/04/2011 08:00	0.638	10.23	0.19
22/04/2011 09:00	0.633	10.25	0.19
22/04/2011 10:00	0.626	10.25	0.19
22/04/2011 11:00	0.628	10.23	0.19
22/04/2011 12:00	0.626	10.24	0.19
22/04/2011 13:00	0.631	10.25	0.19
22/04/2011 14:00	0.629	10.22	0.19
22/04/2011 15:00	0.637	10.23	0.19
22/04/2011 16:00	0.641	10.23	0.19
22/04/2011 17:00	0.641	10.23	0.19
22/04/2011 18:00	0.643	10.26	0.19
22/04/2011 19:00	0.641	10.23	0.19
22/04/2011 20:00	0.645	10.26	0.19
22/04/2011 21:00	0.639	10.24	0.19
22/04/2011 22:00	0.643	10.25	0.19
22/04/2011 23:00	0.639	10.24	0.19
23/04/2011 00:00	0.639	10.23	0.19
23/04/2011 01:00	0.64	10.26	0.19
23/04/2011 02:00	0.641	10.24	0.19
23/04/2011 03:00	0.64	10.23	0.19
23/04/2011 04:00	0.642	10.25	0.19
23/04/2011 05:00	0.642	10.26	0.19
23/04/2011 06:00	0.642	10.23	0.19
23/04/2011 07:00	0.642	10.23	0.19
23/04/2011 08:00	0.633	10.23	0.19
23/04/2011 09:00	0.627	10.23	0.19
23/04/2011 10:00	0.622	10.24	0.19
23/04/2011 11:00	0.621	10.25	0.19
23/04/2011 12:00	0.629	10.23	0.19
23/04/2011 13:00	0.626	10.23	0.19
23/04/2011 14:00	0.628	10.23	0.19
23/04/2011 15:00	0.635	10.24	0.19
23/04/2011 16:00	0.638	10.26	0.19

23/04/2011 17:00	0.639	10.24	0.19
23/04/2011 18:00	0.645	10.24	0.19
23/04/2011 19:00	0.642	10.23	0.19
23/04/2011 20:00	0.639	10.23	0.19
23/04/2011 21:00	0.636	10.23	0.19
23/04/2011 22:00	0.634	10.23	0.19
23/04/2011 23:00	0.634	10.25	0.19
24/04/2011 00:00	0.634	10.22	0.19
24/04/2011 01:00	0.636	10.24	0.19
24/04/2011 02:00	0.634	10.25	0.19
24/04/2011 03:00	0.632	10.24	0.19
24/04/2011 04:00	0.636	10.23	0.19
24/04/2011 05:00	0.636	10.23	0.19
24/04/2011 06:00	0.634	10.24	0.19
24/04/2011 07:00	0.634	10.24	0.19
24/04/2011 08:00	0.625	10.23	0.19
24/04/2011 09:00	0.623	10.25	0.19
24/04/2011 10:00	0.621	10.24	0.19
24/04/2011 11:00	0.62	10.25	0.19
24/04/2011 12:00	0.623	10.24	0.19
24/04/2011 13:00	0.619	10.25	0.19
24/04/2011 14:00	0.62	10.23	0.19
24/04/2011 15:00	0.625	10.24	0.19
24/04/2011 16:00	0.629	10.23	0.19
24/04/2011 17:00	0.637	10.25	0.19
24/04/2011 18:00	0.637	10.25	0.19
24/04/2011 19:00	0.64	10.24	0.19
24/04/2011 20:00	0.638	10.24	0.19
24/04/2011 21:00	0.636	10.25	0.19
24/04/2011 22:00	0.637	10.24	0.19
24/04/2011 23:00	0.634	10.24	0.19
25/04/2011 00:00	0.634	10.24	0.19
25/04/2011 01:00	0.632	10.22	0.19
25/04/2011 02:00	0.635	10.24	0.19
25/04/2011 03:00	0.63	10.24	0.19
25/04/2011 04:00	0.633	10.25	0.19
25/04/2011 05:00	0.635	10.24	0.19
25/04/2011 06:00	0.634	10.23	0.19
25/04/2011 07:00	0.631	10.22	0.19
25/04/2011 08:00	0.63	10.23	0.19
25/04/2011 09:00	0.628	10.25	0.19
25/04/2011 10:00	0.624	10.23	0.19
25/04/2011 11:00	0.623	10.24	0.19
25/04/2011 12:00	0.623	10.24	0.19
25/04/2011 13:00	0.621	10.25	0.19
25/04/2011 14:00	0.621	10.23	0.19
25/04/2011 15:00	0.621	10.23	0.19
25/04/2011 16:00	0.623	10.24	0.19
25/04/2011 17:00	0.627	10.25	0.19
25/04/2011 18:00	0.633	10.26	0.19
25/04/2011 19:00	0.64	10.21	0.19
25/04/2011 20:00	0.634	10.24	0.19
25/04/2011 21:00	0.634	10.25	0.19
25/04/2011 22:00	0.636	10.23	0.19
25/04/2011 23:00	0.63	10.22	0.19
26/04/2011 00:00	0.628	10.22	0.19
26/04/2011 01:00	0.631	10.24	0.19
26/04/2011 02:00	0.632	10.24	0.19
26/04/2011 03:00	0.629	10.24	0.19

26/04/2011 04:00	0.63	10.23	0.19
26/04/2011 05:00	0.632	10.22	0.19
26/04/2011 06:00	0.631	10.24	0.19
26/04/2011 07:00	0.633	10.24	0.19
26/04/2011 08:00	0.631	10.21	0.19
26/04/2011 09:00	0.631	10.22	0.19
26/04/2011 10:00	0.626	10.24	0.19
26/04/2011 11:00	0.621	10.23	0.19
26/04/2011 12:00	0.619	10.23	0.19
26/04/2011 13:00	0.62	10.23	0.19
26/04/2011 14:00	0.622	10.23	0.19
26/04/2011 15:00	0.625	10.25	0.19
26/04/2011 16:00	0.626	10.24	0.19
26/04/2011 17:00	0.63	10.22	0.19
26/04/2011 18:00	0.632	10.23	0.19
26/04/2011 19:00	0.634	10.23	0.19
26/04/2011 20:00	0.631	10.24	0.19
26/04/2011 21:00	0.635	10.23	0.19
26/04/2011 22:00	0.631	10.23	0.19
26/04/2011 23:00	0.634	10.22	0.19
27/04/2011 00:00	0.635	10.23	0.19
27/04/2011 01:00	0.631	10.22	0.19
27/04/2011 02:00	0.628	10.21	0.19
27/04/2011 03:00	0.628	10.25	0.19
27/04/2011 04:00	0.631	10.24	0.19
27/04/2011 05:00	0.629	10.22	0.19
27/04/2011 06:00	0.627	10.23	0.19
27/04/2011 07:00	0.631	10.24	0.19
27/04/2011 08:00	0.629	10.21	0.19
27/04/2011 09:00	0.627	10.23	0.19
27/04/2011 10:00	0.624	10.25	0.19
27/04/2011 11:00	0.622	10.23	0.19
27/04/2011 12:00	0.621	10.25	0.19
27/04/2011 13:00	0.619	10.24	0.19
27/04/2011 14:00	0.618	10.23	0.19
27/04/2011 15:00	0.619	10.23	0.19
27/04/2011 16:00	0.622	10.23	0.19
27/04/2011 17:00	0.62	10.23	0.19
27/04/2011 18:00	0.624	10.23	0.19
27/04/2011 19:00	0.632	10.25	0.19
27/04/2011 20:00	0.634	10.23	0.19
27/04/2011 21:00	0.637	10.23	0.19
27/04/2011 22:00	0.635	10.22	0.19
27/04/2011 23:00	0.636	10.22	0.19
28/04/2011 00:00	0.635	10.25	0.19
28/04/2011 01:00	0.635	10.24	0.19
28/04/2011 02:00	0.631	10.24	0.19
28/04/2011 03:00	0.63	10.23	0.19
28/04/2011 04:00	0.627	10.24	0.19
28/04/2011 05:00	0.624	10.24	0.19
28/04/2011 06:00	0.628	10.23	0.19
28/04/2011 07:00	0.629	10.23	0.19
28/04/2011 08:00	0.628	10.22	0.19
28/04/2011 09:00	0.628	10.23	0.19
28/04/2011 10:00	0.627	10.22	0.19
28/04/2011 11:00	0.626	10.23	0.19
28/04/2011 12:00	0.623	10.22	0.19
28/04/2011 13:00	0.623	10.25	0.19
28/04/2011 14:00	0.621	10.21	0.19

28/04/2011 15:00	0.622	10.22	0.19
28/04/2011 16:00	0.625	10.22	0.19
28/04/2011 17:00	0.632	10.25	0.19
28/04/2011 18:00	0.632	10.22	0.19
28/04/2011 19:00	0.633	10.22	0.19
28/04/2011 20:00	0.635	10.22	0.19
28/04/2011 21:00	0.633	10.24	0.19
28/04/2011 22:00	0.636	10.23	0.19
28/04/2011 23:00	0.64	10.23	0.19
29/04/2011 00:00	0.64	10.21	0.19
29/04/2011 01:00	0.64	10.22	0.19
29/04/2011 02:00	0.636	10.23	0.19
29/04/2011 03:00	0.634	10.22	0.19
29/04/2011 04:00	0.632	10.22	0.19
29/04/2011 05:00	0.632	10.23	0.19
29/04/2011 06:00	0.632	10.22	0.19
29/04/2011 07:00	0.632	10.23	0.19
29/04/2011 08:00	0.627	10.21	0.19
29/04/2011 09:00	0.627	10.23	0.19
29/04/2011 10:00	0.623	10.24	0.19
29/04/2011 11:00	0.621	10.23	0.19
29/04/2011 12:00	0.623	10.23	0.19
29/04/2011 13:00	0.626	10.23	0.19
29/04/2011 14:00	0.627	10.2	0.19
29/04/2011 15:00	0.626	10.24	0.19
29/04/2011 16:00	0.628	10.22	0.19
29/04/2011 17:00	0.631	10.22	0.19
29/04/2011 18:00	0.633	10.22	0.19
29/04/2011 19:00	0.634	10.23	0.19
29/04/2011 20:00	0.635	10.22	0.19
29/04/2011 21:00	0.635	10.21	0.19
29/04/2011 22:00	0.635	10.22	0.19
29/04/2011 23:00	0.636	10.22	0.19
30/04/2011 00:00	0.636	10.23	0.19
30/04/2011 01:00	0.637	10.24	0.19
30/04/2011 02:00	0.636	10.24	0.19
30/04/2011 03:00	0.635	10.23	0.19
30/04/2011 04:00	0.631	10.23	0.19
30/04/2011 05:00	0.627	10.23	0.19
30/04/2011 06:00	0.629	10.23	0.19
30/04/2011 07:00	0.625	10.21	0.19
30/04/2011 08:00	0.626	10.21	0.19
30/04/2011 09:00	0.621	10.22	0.19
30/04/2011 10:00	0.623	10.22	0.19
30/04/2011 11:00	0.625	10.24	0.19
30/04/2011 12:00	0.62	10.23	0.19
30/04/2011 13:00	0.623	10.21	0.19
30/04/2011 14:00	0.622	10.22	0.19
30/04/2011 15:00	0.618	10.21	0.19
30/04/2011 16:00	0.621	10.21	0.19
30/04/2011 17:00	0.622	10.2	0.19
30/04/2011 18:00	0.625	10.23	0.19
30/04/2011 19:00	0.627	10.24	0.19
30/04/2011 20:00	0.631	10.23	0.19
30/04/2011 21:00	0.629	10.23	0.19
30/04/2011 22:00	0.629	10.21	0.19
30/04/2011 23:00	0.635	10.24	0.19
01/05/2011 00:00	0.635	10.24	0.19
01/05/2011 01:00	0.634	10.24	0.19

01/05/2011 02:00	0.631	10.22	0.19
01/05/2011 03:00	0.631	10.23	0.19
01/05/2011 04:00	0.631	10.22	0.19
01/05/2011 05:00	0.627	10.21	0.19
01/05/2011 06:00	0.623	10.22	0.19
01/05/2011 07:00	0.626	10.23	0.19
01/05/2011 08:00	0.619	10.2	0.19
01/05/2011 09:00	0.616	10.22	0.19
01/05/2011 10:00	0.618	10.22	0.19
01/05/2011 11:00	0.621	10.21	0.19
01/05/2011 12:00	0.617	10.24	0.19
01/05/2011 13:00	0.621	10.24	0.19
01/05/2011 14:00	0.621	10.22	0.19
01/05/2011 15:00	0.618	10.22	0.19
01/05/2011 16:00	0.618	10.22	0.19
01/05/2011 17:00	0.617	10.23	0.19
01/05/2011 18:00	0.616	10.23	0.19
01/05/2011 19:00	0.625	10.23	0.19
01/05/2011 20:00	0.625	10.23	0.19
01/05/2011 21:00	0.627	10.22	0.19
01/05/2011 22:00	0.631	10.23	0.19
01/05/2011 23:00	0.631	10.24	0.19
02/05/2011 00:00	0.631	10.22	0.19
02/05/2011 01:00	0.631	10.23	0.19
02/05/2011 02:00	0.632	10.23	0.19
02/05/2011 03:00	0.632	10.22	0.19
02/05/2011 04:00	0.63	10.21	0.19
02/05/2011 05:00	0.628	10.2	0.19
02/05/2011 06:00	0.625	10.22	0.19
02/05/2011 07:00	0.622	10.24	0.19
02/05/2011 08:00	0.617	10.23	0.19
02/05/2011 09:00	0.616	10.22	0.19
02/05/2011 10:00	0.616	10.23	0.19
02/05/2011 11:00	0.619	10.21	0.19
02/05/2011 12:00	0.616	10.23	0.19
02/05/2011 13:00	0.62	10.21	0.19
02/05/2011 14:00	0.62	10.22	0.19
02/05/2011 15:00	0.616	10.2	0.19
02/05/2011 16:00	0.621	10.22	0.19
02/05/2011 17:00	0.619	10.2	0.19
02/05/2011 18:00	0.617	10.23	0.19
02/05/2011 19:00	0.621	10.21	0.19
02/05/2011 20:00	0.621	10.23	0.19
02/05/2011 21:00	0.621	10.21	0.19
02/05/2011 22:00	0.624	10.22	0.19
02/05/2011 23:00	0.625	10.21	0.19
03/05/2011 00:00	0.626	10.21	0.19
03/05/2011 01:00	0.625	10.21	0.19
03/05/2011 02:00	0.628	10.23	0.19
03/05/2011 03:00	0.628	10.2	0.19
03/05/2011 04:00	0.627	10.2	0.19
03/05/2011 05:00	0.625	10.23	0.19
03/05/2011 06:00	0.621	10.21	0.19
03/05/2011 07:00	0.62	10.22	0.19
03/05/2011 08:00	0.615	10.2	0.19
03/05/2011 09:00	0.613	10.2	0.19
03/05/2011 10:00	0.611	10.21	0.19
03/05/2011 11:00	0.613	10.2	0.19
03/05/2011 12:00	0.615	10.23	0.19

03/05/2011 13:00	0.617	10.22	0.19
03/05/2011 14:00	0.617	10.22	0.19
03/05/2011 15:00	0.616	10.19	0.19
03/05/2011 16:00	0.614	10.2	0.19
03/05/2011 17:00	0.616	10.21	0.19
03/05/2011 18:00	0.617	10.2	0.19
03/05/2011 19:00	0.618	10.23	0.19
03/05/2011 20:00	0.619	10.2	0.19
03/05/2011 21:00	0.622	10.2	0.19
03/05/2011 22:00	0.626	10.22	0.19
03/05/2011 23:00	0.626	10.23	0.19
04/05/2011 00:00	0.624	10.22	0.19
04/05/2011 01:00	0.63	10.21	0.19
04/05/2011 02:00	0.626	10.2	0.19
04/05/2011 03:00	0.627	10.22	0.19
04/05/2011 04:00	0.624	10.2	0.19
04/05/2011 05:00	0.626	10.24	0.19
04/05/2011 06:00	0.624	10.23	0.19
04/05/2011 07:00	0.616	10.2	0.19
04/05/2011 08:00	0.613	10.21	0.19
04/05/2011 09:00	0.607	10.21	0.19
04/05/2011 10:00	0.607	10.21	0.19
04/05/2011 11:00	0.607	10.23	0.19
04/05/2011 12:00	0.609	10.21	0.19
04/05/2011 13:00	0.613	10.2	0.19
04/05/2011 14:00	0.613	10.22	0.19
04/05/2011 15:00	0.613	10.21	0.19
04/05/2011 16:00	0.619	10.22	0.19
04/05/2011 17:00	0.619	10.21	0.19
04/05/2011 18:00	0.615	10.21	0.19
04/05/2011 19:00	0.622	10.2	0.19
04/05/2011 20:00	0.623	10.21	0.19
04/05/2011 21:00	0.62	10.22	0.19
04/05/2011 22:00	0.622	10.22	0.19
04/05/2011 23:00	0.622	10.22	0.19
05/05/2011 00:00	0.622	10.22	0.19
05/05/2011 01:00	0.625	10.21	0.19
05/05/2011 02:00	0.628	10.21	0.19
05/05/2011 03:00	0.625	10.22	0.19
05/05/2011 04:00	0.626	10.22	0.19
05/05/2011 05:00	0.626	10.22	0.19
05/05/2011 06:00	0.623	10.21	0.19
05/05/2011 07:00	0.617	10.2	0.19
05/05/2011 08:00	0.617	10.21	0.19
05/05/2011 09:00	0.609	10.23	0.19
05/05/2011 10:00	0.605	10.22	0.19
05/05/2011 11:00	0.604	10.21	0.19
05/05/2011 12:00	0.607	10.23	0.19
05/05/2011 13:00	0.611	10.21	0.19
05/05/2011 14:00	0.61	10.23	0.19
05/05/2011 15:00	0.61	10.22	0.19
05/05/2011 16:00	0.615	10.2	0.19
05/05/2011 17:00	0.619	10.23	0.19
05/05/2011 18:00	0.619	10.21	0.19
05/05/2011 19:00	0.621	10.19	0.19
05/05/2011 20:00	0.621	10.23	0.19
05/05/2011 21:00	0.615	10.22	0.19
05/05/2011 22:00	0.619	10.22	0.19
05/05/2011 23:00	0.619	10.2	0.19

06/05/2011 00:00	0.62	10.22	0.19
06/05/2011 01:00	0.62	10.21	0.19
06/05/2011 02:00	0.621	10.21	0.19
06/05/2011 03:00	0.623	10.21	0.19
06/05/2011 04:00	0.623	10.21	0.19
06/05/2011 05:00	0.621	10.22	0.19
06/05/2011 06:00	0.62	10.23	0.19
06/05/2011 07:00	0.615	10.2	0.19
06/05/2011 08:00	0.609	10.22	0.19
06/05/2011 09:00	0.602	10.2	0.19
06/05/2011 10:00	0.603	10.21	0.19
06/05/2011 11:00	0.6	10.21	0.19
06/05/2011 12:00	0.6	10.19	0.19
06/05/2011 13:00	0.604	10.21	0.19
06/05/2011 14:00	0.602	10.21	0.19
06/05/2011 15:00	0.604	10.22	0.19
06/05/2011 16:00	0.61	10.22	0.19
06/05/2011 17:00	0.608	10.2	0.19
06/05/2011 18:00	0.611	10.23	0.19
06/05/2011 19:00	0.614	10.2	0.19
06/05/2011 20:00	0.615	10.21	0.19
06/05/2011 21:00	0.615	10.21	0.19
06/05/2011 22:00	0.615	10.2	0.19
06/05/2011 23:00	0.617	10.21	0.19
07/05/2011 00:00	0.617	10.22	0.19
07/05/2011 01:00	0.619	10.22	0.19
07/05/2011 02:00	0.619	10.2	0.19
07/05/2011 03:00	0.621	10.19	0.19
07/05/2011 04:00	0.619	10.21	0.19
07/05/2011 05:00	0.617	10.21	0.19
07/05/2011 06:00	0.619	10.23	0.19
07/05/2011 07:00	0.617	10.2	0.19
07/05/2011 08:00	0.608	10.23	0.19
07/05/2011 09:00	0.602	10.22	0.19
07/05/2011 10:00	0.603	10.22	0.19
07/05/2011 11:00	0.599	10.2	0.19
07/05/2011 12:00	0.601	10.22	0.19
07/05/2011 13:00	0.601	10.23	0.19
07/05/2011 14:00	0.602	10.22	0.19
07/05/2011 15:00	0.608	10.22	0.19
07/05/2011 16:00	0.607	10.19	0.19
07/05/2011 17:00	0.616	10.21	0.19
07/05/2011 18:00	0.616	10.22	0.19
07/05/2011 19:00	0.616	10.23	0.19
07/05/2011 20:00	0.61	10.2	0.19
07/05/2011 21:00	0.614	10.2	0.19
07/05/2011 22:00	0.618	10.22	0.19
07/05/2011 23:00	0.614	10.23	0.19
08/05/2011 00:00	0.614	10.22	0.19
08/05/2011 01:00	0.612	10.21	0.19
08/05/2011 02:00	0.616	10.21	0.19
08/05/2011 03:00	0.618	10.22	0.19
08/05/2011 04:00	0.62	10.22	0.19
08/05/2011 05:00	0.617	10.2	0.19
08/05/2011 06:00	0.614	10.22	0.19
08/05/2011 07:00	0.614	10.23	0.19
08/05/2011 08:00	0.612	10.19	0.19
08/05/2011 09:00	0.61	10.22	0.19
08/05/2011 10:00	0.599	10.21	0.19

08/05/2011 11:00	0.593	10.21	0.19
08/05/2011 12:00	0.6	10.21	0.19
08/05/2011 13:00	0.598	10.22	0.19
08/05/2011 14:00	0.597	10.21	0.19
08/05/2011 15:00	0.6	10.2	0.19
08/05/2011 16:00	0.6	10.23	0.19
08/05/2011 17:00	0.6	10.22	0.19
08/05/2011 18:00	0.606	10.22	0.19
08/05/2011 19:00	0.614	10.21	0.19
08/05/2011 20:00	0.612	10.21	0.19
08/05/2011 21:00	0.611	10.2	0.19
08/05/2011 22:00	0.611	10.23	0.19
08/05/2011 23:00	0.61	10.2	0.19
09/05/2011 00:00	0.607	10.2	0.19
09/05/2011 01:00	0.608	10.21	0.19
09/05/2011 02:00	0.607	10.22	0.19
09/05/2011 03:00	0.609	10.22	0.19
09/05/2011 04:00	0.61	10.21	0.19
09/05/2011 05:00	0.611	10.22	0.19
09/05/2011 06:00	0.613	10.2	0.19
09/05/2011 07:00	0.607	10.21	0.19
09/05/2011 08:00	0.6	10.22	0.19
09/05/2011 09:00	0.596	10.22	0.19
09/05/2011 10:00	0.596	10.21	0.19
09/05/2011 11:00	0.594	10.22	0.19
09/05/2011 12:00	0.594	10.22	0.19
09/05/2011 13:00	0.594	10.2	0.19
09/05/2011 14:00	0.597	10.22	0.19
09/05/2011 15:00	0.6	10.23	0.19
09/05/2011 16:00	0.601	10.22	0.19
09/05/2011 17:00	0.602	10.21	0.19
09/05/2011 18:00	0.608	10.22	0.19
09/05/2011 19:00	0.612	10.22	0.19
09/05/2011 20:00	0.611	10.22	0.19
09/05/2011 21:00	0.611	10.23	0.19
09/05/2011 22:00	0.607	10.18	0.19
09/05/2011 23:00	0.607	10.17	0.19
10/05/2011 00:00	0.605	10.16	0.19
10/05/2011 01:00	0.606	10.16	0.19
10/05/2011 02:00	0.609	10.17	0.19
10/05/2011 03:00	0.609	10.17	0.19
10/05/2011 04:00	0.609	10.16	0.19
10/05/2011 05:00	0.611	10.18	0.19
10/05/2011 06:00	0.611	10.17	0.19
10/05/2011 07:00	0.605	10.18	0.19
10/05/2011 08:00	0.592	10.17	0.19
10/05/2011 09:00	0.59	10.17	0.19
10/05/2011 10:00	0.594	10.15	0.19
10/05/2011 11:00	0.598	10.16	0.19
10/05/2011 12:00	0.6	10.16	0.19
10/05/2011 13:00	0.596	10.16	0.19
10/05/2011 14:00	0.595	10.16	0.19
10/05/2011 15:00	0.597	10.17	0.19
10/05/2011 16:00	0.599	10.17	0.19
10/05/2011 17:00	0.6	10.19	0.19
10/05/2011 18:00	0.606	10.19	0.19
10/05/2011 19:00	0.608	10.19	0.19
10/05/2011 20:00	0.609	10.17	0.19
10/05/2011 21:00	0.607	10.17	0.19

10/05/2011 22:00	0.603	10.17	0.19
10/05/2011 23:00	0.605	10.18	0.19
11/05/2011 00:00	0.601	10.17	0.19
11/05/2011 01:00	0.603	10.2	0.19
11/05/2011 02:00	0.599	10.16	0.19
11/05/2011 03:00	0.6	10.2	0.19
11/05/2011 04:00	0.605	10.18	0.19
11/05/2011 05:00	0.604	10.19	0.19
11/05/2011 06:00	0.605	10.18	0.19
11/05/2011 07:00	0.597	10.19	0.19
11/05/2011 08:00	0.595	10.2	0.19
11/05/2011 09:00	0.59	10.21	0.19
11/05/2011 10:00	0.592	10.21	0.19
11/05/2011 11:00	0.59	10.17	0.19
11/05/2011 12:00	0.602	10.18	0.19
11/05/2011 13:00	0.6	10.16	0.19
11/05/2011 14:00	0.6	10.17	0.19
11/05/2011 15:00	0.598	10.18	0.19
11/05/2011 16:00	0.602	10.19	0.19
11/05/2011 17:00	0.608	10.2	0.19
11/05/2011 18:00	0.605	10.18	0.19
11/05/2011 19:00	0.608	10.15	0.19
11/05/2011 20:00	0.609	10.16	0.19
11/05/2011 21:00	0.607	10.17	0.19
11/05/2011 22:00	0.608	10.13	0.19
11/05/2011 23:00	0.607	10.15	0.19
12/05/2011 00:00	0.603	10.17	0.19
12/05/2011 01:00	0.603	10.15	0.19
12/05/2011 02:00	0.598	10.19	0.19
12/05/2011 03:00	0.599	10.17	0.19
12/05/2011 04:00	0.601	10.16	0.19
12/05/2011 05:00	0.603	10.19	0.19
12/05/2011 06:00	0.603	10.19	0.19
12/05/2011 07:00	0.6	10.18	0.19
12/05/2011 08:00	0.592	10.19	0.19
12/05/2011 09:00	0.591	10.22	0.19
12/05/2011 10:00	0.588	10.19	0.19
12/05/2011 11:00	0.59	10.18	0.19
12/05/2011 12:00	0.591	10.18	0.19
12/05/2011 13:00	0.589	10.15	0.19
12/05/2011 14:00	0.593	10.18	0.19
12/05/2011 15:00	0.596	10.14	0.19
12/05/2011 16:00	0.6	10.17	0.19
12/05/2011 17:00	0.598	10.18	0.19
12/05/2011 18:00	0.599	10.18	0.19
12/05/2011 19:00	0.606	10.18	0.19
12/05/2011 20:00	0.604	10.18	0.19
12/05/2011 21:00	0.606	10.2	0.19
12/05/2011 22:00	0.605	10.19	0.19
12/05/2011 23:00	0.607	10.2	0.19
13/05/2011 00:00	0.601	10.19	0.19
13/05/2011 01:00	0.601	10.17	0.19
13/05/2011 02:00	0.601	10.14	0.19
13/05/2011 03:00	0.599	10.11	0.19
13/05/2011 04:00	0.597	10.17	0.19
13/05/2011 05:00	0.595	10.18	0.19
13/05/2011 06:00	0.602	10.18	0.19
13/05/2011 07:00	0.59	10.19	0.19
13/05/2011 08:00	0.588	10.2	0.19

13/05/2011 09:00	0.587	10.18	0.19
13/05/2011 10:00	0.592	10.18	0.19
13/05/2011 11:00	0.594	10.22	0.19
13/05/2011 12:00	0.594	10.19	0.19
13/05/2011 13:00	0.593	10.19	0.19
13/05/2011 14:00	0.591	10.19	0.19
13/05/2011 15:00	0.591	10.2	0.19
13/05/2011 16:00	0.593	10.16	0.19
13/05/2011 17:00	0.591	10.18	0.19
13/05/2011 18:00	0.597	10.19	0.19
13/05/2011 19:00	0.602	10.18	0.19
13/05/2011 20:00	0.604	10.16	0.19
13/05/2011 21:00	0.606	10.19	0.19
13/05/2011 22:00	0.604	10.19	0.19
13/05/2011 23:00	0.603	10.2	0.19
14/05/2011 00:00	0.602	10.19	0.19
14/05/2011 01:00	0.602	10.17	0.19
14/05/2011 02:00	0.598	10.19	0.19
14/05/2011 03:00	0.6	10.17	0.19
14/05/2011 04:00	0.598	10.19	0.19
14/05/2011 05:00	0.598	10.19	0.19
14/05/2011 06:00	0.596	10.17	0.19
14/05/2011 07:00	0.594	10.16	0.19
14/05/2011 08:00	0.586	10.2	0.19
14/05/2011 09:00	0.585	10.19	0.19
14/05/2011 10:00	0.584	10.14	0.19
14/05/2011 11:00	0.587	10.16	0.19
14/05/2011 12:00	0.596	10.17	0.19
14/05/2011 13:00	0.595	10.18	0.19
14/05/2011 14:00	0.597	10.18	0.19
14/05/2011 15:00	0.593	10.18	0.19
14/05/2011 16:00	0.595	10.19	0.19
14/05/2011 17:00	0.593	10.16	0.19
14/05/2011 18:00	0.599	10.16	0.19
14/05/2011 19:00	0.596	10.17	0.19
14/05/2011 20:00	0.6	10.18	0.19
14/05/2011 21:00	0.602	10.19	0.19
14/05/2011 22:00	0.605	10.16	0.19
14/05/2011 23:00	0.606	10.12	0.19
15/05/2011 00:00	0.601	10.2	0.19
15/05/2011 01:00	0.602	10.17	0.19
15/05/2011 02:00	0.599	10.14	0.19
15/05/2011 03:00	0.597	10.17	0.19
15/05/2011 04:00	0.595	10.17	0.19
15/05/2011 05:00	0.595	10.17	0.19
15/05/2011 06:00	0.593	10.18	0.19
15/05/2011 07:00	0.586	10.17	0.19
15/05/2011 08:00	0.584	10.19	0.19
15/05/2011 09:00	0.581	10.15	0.19
15/05/2011 10:00	0.582	10.18	0.19
15/05/2011 11:00	0.585	10.18	0.19
15/05/2011 12:00	0.588	10.19	0.19
15/05/2011 13:00	0.585	10.18	0.19
15/05/2011 14:00	0.592	10.17	0.19
15/05/2011 15:00	0.59	10.19	0.19
15/05/2011 16:00	0.585	10.2	0.19
15/05/2011 17:00	0.587	10.15	0.19
15/05/2011 18:00	0.586	10.19	0.19
15/05/2011 19:00	0.593	10.17	0.19

15/05/2011 20:00	0.595	10.19	0.19
15/05/2011 21:00	0.596	10.16	0.19
15/05/2011 22:00	0.599	10.17	0.19
15/05/2011 23:00	0.6	10.19	0.19
16/05/2011 00:00	0.599	10.18	0.19
16/05/2011 01:00	0.604	10.15	0.19
16/05/2011 02:00	0.603	10.19	0.19
16/05/2011 03:00	0.597	10.2	0.19
16/05/2011 04:00	0.596	10.18	0.19
16/05/2011 05:00	0.594	10.15	0.19
16/05/2011 06:00	0.595	10.12	0.19
16/05/2011 07:00	0.594	10.2	0.19
16/05/2011 08:00	0.589	10.17	0.19
16/05/2011 09:00	0.585	10.16	0.19
16/05/2011 10:00	0.586	10.19	0.19
16/05/2011 11:00	0.586	10.2	0.19
16/05/2011 12:00	0.583	10.19	0.19
16/05/2011 13:00	0.585	10.19	0.19
16/05/2011 14:00	0.583	10.18	0.19
16/05/2011 15:00	0.582	10.19	0.19
16/05/2011 16:00	0.581	10.16	0.19
16/05/2011 17:00	0.583	10.18	0.19
16/05/2011 18:00	0.585	10.19	0.19
16/05/2011 19:00	0.585	10.18	0.19
16/05/2011 20:00	0.59	10.18	0.19
16/05/2011 21:00	0.594	10.21	0.19
16/05/2011 22:00	0.594	10.19	0.19
16/05/2011 23:00	0.596	10.19	0.19
17/05/2011 00:00	0.6	10.2	0.19
17/05/2011 01:00	0.604	10.16	0.19
17/05/2011 02:00	0.601	10.18	0.19
17/05/2011 03:00	0.596	10.16	0.19
17/05/2011 04:00	0.596	10.19	0.19
17/05/2011 05:00	0.594	10.19	0.19
17/05/2011 06:00	0.594	10.14	0.19
17/05/2011 07:00	0.59	10.17	0.19
17/05/2011 08:00	0.586	10.14	0.19
17/05/2011 09:00	0.581	10.19	0.19
17/05/2011 10:00	0.583	10.2	0.19
17/05/2011 11:00	0.581	10.19	0.19
17/05/2011 12:00	0.581	10.19	0.19
17/05/2011 13:00	0.587	10.19	0.19
17/05/2011 14:00	0.591	10.17	0.19
17/05/2011 15:00	0.587	10.17	0.19
17/05/2011 16:00	0.591	10.18	0.19
17/05/2011 17:00	0.592	10.14	0.19
17/05/2011 18:00	0.593	10.16	0.19
17/05/2011 19:00	0.587	10.18	0.19
17/05/2011 20:00	0.591	10.18	0.19
17/05/2011 21:00	0.591	10.15	0.19
17/05/2011 22:00	0.595	10.19	0.19
17/05/2011 23:00	0.595	10.2	0.19
18/05/2011 00:00	0.595	10.17	0.19
18/05/2011 01:00	0.598	10.2	0.19
18/05/2011 02:00	0.598	10.19	0.19
18/05/2011 03:00	0.599	10.19	0.19
18/05/2011 04:00	0.598	10.17	0.19
18/05/2011 05:00	0.596	10.17	0.19
18/05/2011 06:00	0.591	10.16	0.19

18/05/2011 07:00	0.591	10.19	0.19
18/05/2011 08:00	0.587	10.17	0.19
18/05/2011 09:00	0.587	10.19	0.19
18/05/2011 10:00	0.582	10.17	0.19
18/05/2011 11:00	0.584	10.18	0.19
18/05/2011 12:00	0.582	10.21	0.19
18/05/2011 13:00	0.579	10.17	0.19
18/05/2011 14:00	0.585	10.18	0.19
18/05/2011 15:00	0.582	10.14	0.19
18/05/2011 16:00	0.584	10.19	0.19
18/05/2011 17:00	0.582	10.17	0.19
18/05/2011 18:00	0.584	10.2	0.19
18/05/2011 19:00	0.587	10.19	0.19
18/05/2011 20:00	0.589	10.16	0.19
18/05/2011 21:00	0.591	10.17	0.19
18/05/2011 22:00	0.588	10.16	0.19
18/05/2011 23:00	0.594	10.13	0.19
19/05/2011 00:00	0.594	10.15	0.19
19/05/2011 01:00	0.596	10.16	0.19
19/05/2011 02:00	0.602	10.2	0.19
19/05/2011 03:00	0.599	10.2	0.19
19/05/2011 04:00	0.598	10.18	0.19
19/05/2011 05:00	0.596	10.17	0.19
19/05/2011 06:00	0.594	10.17	0.19
19/05/2011 07:00	0.588	10.17	0.19
19/05/2011 08:00	0.576	10.17	0.19
19/05/2011 09:00	0.576	10.16	0.19
19/05/2011 10:00	0.577	10.16	0.19
19/05/2011 11:00	0.576	10.18	0.19
19/05/2011 12:00	0.581	10.18	0.19
19/05/2011 13:00	0.587	10.18	0.19
19/05/2011 14:00	0.585	10.2	0.19
19/05/2011 15:00	0.584	10.19	0.19
19/05/2011 16:00	0.585	10.18	0.19
19/05/2011 17:00	0.583	10.17	0.19
19/05/2011 18:00	0.585	10.18	0.19
19/05/2011 19:00	0.59	10.19	0.19
19/05/2011 20:00	0.592	10.18	0.19
19/05/2011 21:00	0.588	10.18	0.19
19/05/2011 22:00	0.592	10.16	0.19
19/05/2011 23:00	0.594	10.16	0.19
20/05/2011 00:00	0.594	10.19	0.19
20/05/2011 01:00	0.594	10.18	0.19
20/05/2011 02:00	0.598	10.19	0.19
20/05/2011 03:00	0.596	10.18	0.19
20/05/2011 04:00	0.596	10.19	0.19
20/05/2011 05:00	0.596	10.17	0.19
20/05/2011 06:00	0.596	10.19	0.19
20/05/2011 07:00	0.59	10.18	0.19
20/05/2011 08:00	0.58	10.16	0.19
20/05/2011 09:00	0.574	10.17	0.19
20/05/2011 10:00	0.571	10.17	0.19
20/05/2011 11:00	0.572	10.18	0.19
20/05/2011 12:00	0.573	10.18	0.19
20/05/2011 13:00	0.576	10.17	0.19
20/05/2011 14:00	0.577	10.16	0.19
20/05/2011 15:00	0.579	10.2	0.19
20/05/2011 16:00	0.582	10.14	0.19
20/05/2011 17:00	0.588	10.14	0.19

20/05/2011 18:00	0.588	10.17	0.19
20/05/2011 19:00	0.587	10.18	0.19
20/05/2011 20:00	0.589	10.18	0.19
20/05/2011 21:00	0.59	10.18	0.19
20/05/2011 22:00	0.588	10.19	0.19
20/05/2011 23:00	0.59	10.17	0.19
21/05/2011 00:00	0.59	10.15	0.19
21/05/2011 01:00	0.589	10.17	0.19
21/05/2011 02:00	0.588	10.17	0.19
21/05/2011 03:00	0.595	10.15	0.19
21/05/2011 04:00	0.596	10.18	0.19
21/05/2011 05:00	0.593	10.16	0.19
21/05/2011 06:00	0.591	10.17	0.19
21/05/2011 07:00	0.584	10.15	0.19
21/05/2011 08:00	0.575	10.2	0.19
21/05/2011 09:00	0.57	10.16	0.19
21/05/2011 10:00	0.574	10.18	0.19
21/05/2011 11:00	0.57	10.16	0.19
21/05/2011 12:00	0.573	10.18	0.19
21/05/2011 13:00	0.574	10.17	0.19
21/05/2011 14:00	0.575	10.18	0.19
21/05/2011 15:00	0.579	10.17	0.19
21/05/2011 16:00	0.58	10.19	0.19
21/05/2011 17:00	0.583	10.18	0.19
21/05/2011 18:00	0.583	10.17	0.19
21/05/2011 19:00	0.59	10.13	0.19
21/05/2011 20:00	0.591	10.13	0.19
21/05/2011 21:00	0.589	10.17	0.19
21/05/2011 22:00	0.587	10.15	0.19
21/05/2011 23:00	0.585	10.17	0.19
22/05/2011 00:00	0.587	10.18	0.19
22/05/2011 01:00	0.589	10.18	0.19
22/05/2011 02:00	0.589	10.17	0.19
22/05/2011 03:00	0.591	10.19	0.19
22/05/2011 04:00	0.591	10.15	0.19
22/05/2011 05:00	0.589	10.17	0.19
22/05/2011 06:00	0.589	10.18	0.19
22/05/2011 07:00	0.584	10.16	0.19
22/05/2011 08:00	0.585	10.18	0.19
22/05/2011 09:00	0.58	10.16	0.19
22/05/2011 10:00	0.57	10.17	0.19
22/05/2011 11:00	0.572	10.18	0.19
22/05/2011 12:00	0.57	10.17	0.19
22/05/2011 13:00	0.574	10.14	0.19
22/05/2011 14:00	0.569	10.18	0.19
22/05/2011 15:00	0.573	10.15	0.19
22/05/2011 16:00	0.578	10.18	0.19
22/05/2011 17:00	0.574	10.17	0.19
22/05/2011 18:00	0.571	10.19	0.19
22/05/2011 19:00	0.583	10.17	0.19
22/05/2011 20:00	0.58	10.16	0.19
22/05/2011 21:00	0.583	10.14	0.19
22/05/2011 22:00	0.583	10.13	0.19
22/05/2011 23:00	0.577	10.15	0.19
23/05/2011 00:00	0.581	10.16	0.19
23/05/2011 01:00	0.582	10.18	0.19
23/05/2011 02:00	0.582	10.17	0.19
23/05/2011 03:00	0.586	10.16	0.19
23/05/2011 04:00	0.584	10.19	0.19

23/05/2011 05:00	0.586	10.16	0.19
23/05/2011 06:00	0.586	10.17	0.19
23/05/2011 07:00	0.583	10.17	0.19
23/05/2011 08:00	0.571	10.18	0.19
23/05/2011 09:00	0.573	10.15	0.19
23/05/2011 10:00	0.57	10.17	0.19
23/05/2011 11:00	0.568	10.17	0.19
23/05/2011 12:00	0.572	10.17	0.19
23/05/2011 13:00	0.57	10.17	0.19
23/05/2011 14:00	0.568	10.16	0.19
23/05/2011 15:00	0.568	10.13	0.19
23/05/2011 16:00	0.572	10.17	0.19
23/05/2011 17:00	0.57	10.14	0.19
23/05/2011 18:00	0.569	10.17	0.19
23/05/2011 19:00	0.574	10.17	0.19
23/05/2011 20:00	0.576	10.17	0.19
23/05/2011 21:00	0.574	10.16	0.19
23/05/2011 22:00	0.58	10.18	0.19
23/05/2011 23:00	0.579	10.15	0.19
24/05/2011 00:00	0.577	10.16	0.19
24/05/2011 01:00	0.579	10.15	0.19
24/05/2011 02:00	0.577	10.13	0.19
24/05/2011 03:00	0.577	10.14	0.19
24/05/2011 04:00	0.577	10.16	0.19
24/05/2011 05:00	0.576	10.15	0.19
24/05/2011 06:00	0.574	10.17	0.19
24/05/2011 07:00	0.569	10.16	0.19
24/05/2011 08:00	0.561	10.15	0.19
24/05/2011 09:00	0.56	10.17	0.19
24/05/2011 10:00	0.564	10.16	0.19
24/05/2011 11:00	0.557	10.16	0.19
24/05/2011 12:00	-2.688	16.03	0
24/05/2011 13:00	0.567	10.15	0.19
24/05/2011 14:00	0.569	10.15	0.19
24/05/2011 15:00	0.571	10.15	0.19
24/05/2011 16:00	0.575	10.16	0.19
24/05/2011 17:00	0.582	10.14	0.19
24/05/2011 18:00	0.58	10.15	0.19
24/05/2011 19:00	0.591	10.15	0.19
24/05/2011 20:00	0.592	10.14	0.19
24/05/2011 21:00	0.59	10.15	0.19
24/05/2011 22:00	0.589	10.13	0.19
24/05/2011 23:00	0.586	10.14	0.19
25/05/2011 00:00	0.58	10.14	0.19
25/05/2011 01:00	0.582	10.12	0.19
25/05/2011 02:00	0.582	10.12	0.19
25/05/2011 03:00	0.581	10.15	0.19
25/05/2011 04:00	0.58	10.11	0.19
25/05/2011 05:00	0.583	10.13	0.19
25/05/2011 06:00	0.583	10.15	0.19
25/05/2011 07:00	0.579	10.14	0.19
25/05/2011 08:00	0.57	10.13	0.19
25/05/2011 09:00	0.569	10.12	0.19
25/05/2011 10:00	0.568	10.11	0.19
25/05/2011 11:00	0.566	10.13	0.19
25/05/2011 12:00	0.568	10.13	0.19
25/05/2011 13:00	0.566	10.13	0.19
25/05/2011 14:00	0.567	10.14	0.19
25/05/2011 15:00	0.566	10.15	0.19

25/05/2011 16:00	0.57	10.15	0.19
25/05/2011 17:00	0.572	10.16	0.19
25/05/2011 18:00	0.572	10.12	0.19
25/05/2011 19:00	0.587	10.14	0.19
25/05/2011 20:00	0.587	10.11	0.19
25/05/2011 21:00	0.585	10.12	0.19
25/05/2011 22:00	0.585	10.14	0.19
25/05/2011 23:00	0.581	10.15	0.19
26/05/2011 00:00	0.58	10.14	0.19
26/05/2011 01:00	0.583	10.13	0.19
26/05/2011 02:00	0.581	10.11	0.19
26/05/2011 03:00	0.58	10.11	0.19
26/05/2011 04:00	0.584	10.15	0.19
26/05/2011 05:00	0.584	10.18	0.19
26/05/2011 06:00	0.58	10.14	0.19
26/05/2011 07:00	0.578	10.15	0.19
26/05/2011 08:00	0.582	10.14	0.19
26/05/2011 09:00	0.573	10.13	0.19
26/05/2011 10:00	0.571	10.13	0.19
26/05/2011 11:00	0.569	10.1	0.19
26/05/2011 12:00	0.569	10.12	0.19
26/05/2011 13:00	0.567	10.1	0.19
26/05/2011 14:00	0.567	10.11	0.19
26/05/2011 15:00	0.565	10.1	0.19
26/05/2011 16:00	0.575	10.15	0.19
26/05/2011 17:00	0.573	10.13	0.19
26/05/2011 18:00	0.571	10.11	0.19
26/05/2011 19:00	0.578	10.11	0.19
26/05/2011 20:00	0.584	10.1	0.19
26/05/2011 21:00	0.584	10.11	0.19
26/05/2011 22:00	0.587	10.1	0.19
26/05/2011 23:00	0.584	10.1	0.19
27/05/2011 00:00	0.578	10.1	0.19
27/05/2011 01:00	0.581	10.11	0.19
27/05/2011 02:00	0.58	10.1	0.19
27/05/2011 03:00	0.577	10.1	0.19
27/05/2011 04:00	0.58	10.1	0.19
27/05/2011 05:00	0.58	10.16	0.19
27/05/2011 06:00	0.577	10.1	0.19
27/05/2011 07:00	0.575	10.13	0.19
27/05/2011 08:00	0.572	10.1	0.19
27/05/2011 09:00	0.581	10.1	0.19
27/05/2011 10:00	0.575	10.12	0.19
27/05/2011 11:00	0.572	10.16	0.19
27/05/2011 12:00	0.573	10.19	0.19
27/05/2011 13:00	0.574	10.18	0.19
27/05/2011 14:00	0.57	10.17	0.19
27/05/2011 15:00	0.568	10.17	0.19
27/05/2011 16:00	0.568	10.17	0.19
27/05/2011 17:00	0.571	10.18	0.19
27/05/2011 18:00	0.571	10.19	0.19
27/05/2011 19:00	0.569	10.18	0.19
27/05/2011 20:00	0.577	10.15	0.19
27/05/2011 21:00	0.575	10.17	0.19
27/05/2011 22:00	0.575	10.18	0.19
27/05/2011 23:00	0.575	10.15	0.19
28/05/2011 00:00	0.578	10.17	0.19
28/05/2011 01:00	0.571	10.17	0.19
28/05/2011 02:00	0.569	10.18	0.19

28/05/2011 03:00	0.573	10.17	0.19
28/05/2011 04:00	0.566	10.17	0.19
28/05/2011 05:00	0.565	10.18	0.19
28/05/2011 06:00	0.566	10.16	0.19
28/05/2011 07:00	0.562	10.17	0.19
28/05/2011 08:00	0.564	10.15	0.19
28/05/2011 09:00	0.57	10.16	0.19
28/05/2011 10:00	0.564	10.17	0.19
28/05/2011 11:00	0.562	10.16	0.19
28/05/2011 12:00	0.559	10.19	0.19
28/05/2011 13:00	0.563	10.16	0.19
28/05/2011 14:00	0.561	10.17	0.19
28/05/2011 15:00	0.563	10.17	0.19
28/05/2011 16:00	0.564	10.19	0.19
28/05/2011 17:00	0.559	10.17	0.19
28/05/2011 18:00	0.559	10.18	0.19
28/05/2011 19:00	0.563	10.17	0.19
28/05/2011 20:00	0.566	10.18	0.19
28/05/2011 21:00	0.57	10.15	0.19
28/05/2011 22:00	0.573	10.18	0.19
28/05/2011 23:00	0.572	10.18	0.19
29/05/2011 00:00	0.575	10.17	0.19
29/05/2011 01:00	0.574	10.17	0.19
29/05/2011 02:00	0.57	10.17	0.19
29/05/2011 03:00	0.572	10.18	0.19
29/05/2011 04:00	0.57	10.18	0.19
29/05/2011 05:00	0.572	10.18	0.19
29/05/2011 06:00	0.566	10.17	0.19
29/05/2011 07:00	0.563	10.16	0.19
29/05/2011 08:00	0.56	10.18	0.19
29/05/2011 09:00	0.561	10.17	0.19
29/05/2011 10:00	0.559	10.19	0.19
29/05/2011 11:00	0.559	10.18	0.19
29/05/2011 12:00	0.563	10.18	0.19
29/05/2011 13:00	0.559	10.18	0.19
29/05/2011 14:00	0.563	10.18	0.19
29/05/2011 15:00	0.555	10.16	0.19
29/05/2011 16:00	0.566	10.18	0.19
29/05/2011 17:00	0.561	10.18	0.19
29/05/2011 18:00	0.561	10.17	0.19
29/05/2011 19:00	0.563	10.19	0.19
29/05/2011 20:00	0.565	10.15	0.19
29/05/2011 21:00	0.57	10.18	0.19
29/05/2011 22:00	0.568	10.18	0.19
29/05/2011 23:00	0.572	10.18	0.19
30/05/2011 00:00	0.57	10.16	0.19
30/05/2011 01:00	0.572	10.18	0.19
30/05/2011 02:00	0.567	10.19	0.19
30/05/2011 03:00	0.568	10.18	0.19
30/05/2011 04:00	0.57	10.17	0.19
30/05/2011 05:00	0.561	10.16	0.19
30/05/2011 06:00	0.566	10.17	0.19
30/05/2011 07:00	0.562	10.15	0.19
30/05/2011 08:00	0.561	10.18	0.19
30/05/2011 09:00	0.555	10.16	0.19
30/05/2011 10:00	0.561	10.17	0.19
30/05/2011 11:00	0.556	10.16	0.19
30/05/2011 12:00	0.559	10.17	0.19
30/05/2011 13:00	0.558	10.16	0.19

30/05/2011 14:00	0.559	10.18	0.19
30/05/2011 15:00	0.563	10.18	0.19
30/05/2011 16:00	0.563	10.17	0.19
30/05/2011 17:00	0.567	10.18	0.19
30/05/2011 18:00	0.565	10.18	0.19
30/05/2011 19:00	0.565	10.18	0.19
30/05/2011 20:00	0.567	10.17	0.19
30/05/2011 21:00	0.572	10.18	0.19
30/05/2011 22:00	0.57	10.17	0.19
30/05/2011 23:00	0.57	10.16	0.19
31/05/2011 00:00	0.574	10.18	0.19
31/05/2011 01:00	0.576	10.17	0.19
31/05/2011 02:00	0.57	10.18	0.19
31/05/2011 03:00	0.57	10.18	0.19
31/05/2011 04:00	0.57	10.17	0.19
31/05/2011 05:00	0.564	10.16	0.19
31/05/2011 06:00	0.564	10.17	0.19
31/05/2011 07:00	0.565	10.17	0.19
31/05/2011 08:00	0.557	10.17	0.19
31/05/2011 09:00	0.557	10.17	0.19
31/05/2011 10:00	0.556	10.17	0.19
31/05/2011 11:00	0.555	10.16	0.19
31/05/2011 12:00	0.556	10.18	0.19
31/05/2011 13:00	0.562	10.16	0.19
31/05/2011 14:00	0.568	10.18	0.19
31/05/2011 15:00	0.572	10.17	0.19
31/05/2011 16:00	0.573	10.15	0.19
31/05/2011 17:00	0.567	10.17	0.19
31/05/2011 18:00	0.571	10.14	0.19
31/05/2011 19:00	0.569	10.18	0.19
31/05/2011 20:00	0.568	10.18	0.19
31/05/2011 21:00	0.568	10.17	0.19
31/05/2011 22:00	0.569	10.17	0.19
31/05/2011 23:00	0.572	10.15	0.19
01/06/2011 00:00	0.573	10.18	0.19
01/06/2011 01:00	0.572	10.18	0.19
01/06/2011 02:00	0.571	10.18	0.19
01/06/2011 03:00	0.57	10.16	0.19
01/06/2011 04:00	0.568	10.17	0.19
01/06/2011 05:00	0.565	10.18	0.19
01/06/2011 06:00	0.561	10.16	0.19
01/06/2011 07:00	0.551	10.18	0.19
01/06/2011 08:00	0.552	10.17	0.19
01/06/2011 09:00	0.55	10.16	0.19
01/06/2011 10:00	0.549	10.18	0.19
01/06/2011 11:00	0.556	10.15	0.19
01/06/2011 12:00	0.561	10.17	0.19
01/06/2011 13:00	0.563	10.16	0.19
01/06/2011 14:00	0.567	10.17	0.19
01/06/2011 15:00	0.563	10.17	0.19
01/06/2011 16:00	0.564	10.18	0.19
01/06/2011 17:00	0.563	10.18	0.19
01/06/2011 18:00	0.56	10.17	0.19
01/06/2011 19:00	0.561	10.17	0.19
01/06/2011 20:00	0.564	10.17	0.19
01/06/2011 21:00	0.566	10.17	0.19
01/06/2011 22:00	0.566	10.15	0.19
01/06/2011 23:00	0.564	10.14	0.19
02/06/2011 00:00	0.567	10.16	0.19

02/06/2011 01:00	0.571	10.18	0.19
02/06/2011 02:00	0.572	10.18	0.19
02/06/2011 03:00	0.568	10.17	0.19
02/06/2011 04:00	0.568	10.18	0.19
02/06/2011 05:00	0.568	10.13	0.19
02/06/2011 06:00	0.563	10.16	0.19
02/06/2011 07:00	0.559	10.15	0.19
02/06/2011 08:00	0.549	10.17	0.19
02/06/2011 09:00	0.549	10.16	0.19
02/06/2011 10:00	0.551	10.16	0.19
02/06/2011 11:00	0.552	10.17	0.19
02/06/2011 12:00	0.56	10.15	0.19
02/06/2011 13:00	0.56	10.16	0.19
02/06/2011 14:00	0.557	10.15	0.19
02/06/2011 15:00	0.556	10.15	0.19
02/06/2011 16:00	0.557	10.17	0.19
02/06/2011 17:00	0.558	10.18	0.19
02/06/2011 18:00	0.561	10.14	0.19
02/06/2011 19:00	0.565	10.13	0.19
02/06/2011 20:00	0.566	10.15	0.19
02/06/2011 21:00	0.567	10.13	0.19
02/06/2011 22:00	0.569	10.14	0.19
02/06/2011 23:00	0.569	10.14	0.19
03/06/2011 00:00	0.57	10.16	0.19
03/06/2011 01:00	0.573	10.15	0.19
03/06/2011 02:00	0.571	10.14	0.19
03/06/2011 03:00	0.573	10.14	0.19
03/06/2011 04:00	0.572	10.13	0.19
03/06/2011 05:00	0.57	10.15	0.19
03/06/2011 06:00	0.568	10.15	0.19
03/06/2011 07:00	0.564	10.14	0.19
03/06/2011 08:00	0.564	10.16	0.19
03/06/2011 09:00	0.566	10.13	0.19
03/06/2011 10:00	0.564	10.14	0.19
03/06/2011 11:00	0.56	10.15	0.19
03/06/2011 12:00	0.558	10.15	0.19
03/06/2011 13:00	0.557	10.14	0.19
03/06/2011 14:00	0.557	10.13	0.19
03/06/2011 15:00	0.556	10.13	0.19
03/06/2011 16:00	0.558	10.16	0.19
03/06/2011 17:00	0.554	10.14	0.19
03/06/2011 18:00	0.559	10.16	0.19
03/06/2011 19:00	0.561	10.13	0.19
03/06/2011 20:00	0.563	10.14	0.19
03/06/2011 21:00	0.563	10.13	0.19
03/06/2011 22:00	0.563	10.17	0.19
03/06/2011 23:00	0.565	10.14	0.19
04/06/2011 00:00	0.563	10.13	0.19
04/06/2011 01:00	0.567	10.16	0.19
04/06/2011 02:00	0.57	10.15	0.19
04/06/2011 03:00	0.572	10.13	0.19
04/06/2011 04:00	0.572	10.14	0.19
04/06/2011 05:00	0.57	10.16	0.19
04/06/2011 06:00	0.567	10.15	0.19
04/06/2011 07:00	0.562	10.16	0.19
04/06/2011 08:00	0.562	10.14	0.19
04/06/2011 09:00	0.555	10.13	0.19
04/06/2011 10:00	0.55	10.13	0.19
04/06/2011 11:00	0.551	10.16	0.19

04/06/2011 12:00	0.551	10.14	0.19
04/06/2011 13:00	0.559	10.16	0.19
04/06/2011 14:00	0.562	10.13	0.19
04/06/2011 15:00	0.56	10.14	0.19
04/06/2011 16:00	0.563	10.16	0.19
04/06/2011 17:00	0.564	10.12	0.19
04/06/2011 18:00	0.566	10.16	0.19
04/06/2011 19:00	0.569	10.17	0.19
04/06/2011 20:00	0.566	10.14	0.19
04/06/2011 21:00	0.569	10.14	0.19
04/06/2011 22:00	0.569	10.14	0.19
04/06/2011 23:00	0.571	10.16	0.19
05/06/2011 00:00	0.571	10.13	0.19
05/06/2011 01:00	0.573	10.17	0.19
05/06/2011 02:00	0.574	10.14	0.19
05/06/2011 03:00	0.577	10.14	0.19
05/06/2011 04:00	0.578	10.13	0.19
05/06/2011 05:00	0.581	10.14	0.19
05/06/2011 06:00	0.573	10.15	0.19
05/06/2011 07:00	0.571	10.14	0.19
05/06/2011 08:00	0.565	10.12	0.19
05/06/2011 09:00	0.561	10.12	0.19
05/06/2011 10:00	0.561	10.15	0.19
05/06/2011 11:00	0.561	10.15	0.19
05/06/2011 12:00	0.563	10.15	0.19
05/06/2011 13:00	0.563	10.16	0.19
05/06/2011 14:00	0.565	10.16	0.19
05/06/2011 15:00	0.563	10.17	0.19
05/06/2011 16:00	0.569	10.13	0.19
05/06/2011 17:00	0.572	10.14	0.19
05/06/2011 18:00	0.575	10.16	0.19
05/06/2011 19:00	0.573	10.16	0.19
05/06/2011 20:00	0.574	10.16	0.19
05/06/2011 21:00	0.574	10.13	0.19
05/06/2011 22:00	0.572	10.13	0.19
05/06/2011 23:00	0.57	10.14	0.19
06/06/2011 00:00	0.574	10.14	0.19
06/06/2011 01:00	0.574	10.14	0.19
06/06/2011 02:00	0.573	10.12	0.19
06/06/2011 03:00	0.58	10.16	0.19
06/06/2011 04:00	0.578	10.13	0.19
06/06/2011 05:00	0.581	10.14	0.19
06/06/2011 06:00	0.577	10.16	0.19
06/06/2011 07:00	0.576	10.16	0.19
06/06/2011 08:00	0.578	10.16	0.19
06/06/2011 09:00	0.578	10.13	0.19
06/06/2011 10:00	0.57	10.13	0.19
06/06/2011 11:00	0.571	10.15	0.19
06/06/2011 12:00	0.574	10.14	0.19
06/06/2011 13:00	0.572	10.13	0.19
06/06/2011 14:00	0.58	10.12	0.19
06/06/2011 15:00	0.576	10.17	0.19
06/06/2011 16:00	0.574	10.12	0.19
06/06/2011 17:00	0.568	10.15	0.19
06/06/2011 18:00	0.565	10.15	0.19
06/06/2011 19:00	0.568	10.14	0.19
06/06/2011 20:00	0.574	10.15	0.19
06/06/2011 21:00	0.574	10.16	0.19
06/06/2011 22:00	0.572	10.14	0.19

06/06/2011 23:00	0.571	10.16	0.19
07/06/2011 00:00	0.572	10.15	0.19
07/06/2011 01:00	0.572	10.14	0.19
07/06/2011 02:00	0.576	10.15	0.19
07/06/2011 03:00	0.576	10.14	0.19
07/06/2011 04:00	0.576	10.13	0.19
07/06/2011 05:00	0.58	10.17	0.19
07/06/2011 06:00	0.578	10.14	0.19
07/06/2011 07:00	0.576	10.15	0.19
07/06/2011 08:00	0.58	10.16	0.19
07/06/2011 09:00	0.565	10.15	0.19
07/06/2011 10:00	0.565	10.15	0.19
07/06/2011 11:00	0.558	10.14	0.19
07/06/2011 12:00	0.558	10.13	0.19
07/06/2011 13:00	0.561	10.15	0.19
07/06/2011 14:00	0.565	10.15	0.19
07/06/2011 15:00	0.566	10.12	0.19
07/06/2011 16:00	0.567	10.13	0.19
07/06/2011 17:00	0.569	10.13	0.19
07/06/2011 18:00	0.569	10.15	0.19
07/06/2011 19:00	0.577	10.14	0.19
07/06/2011 20:00	0.576	10.17	0.19
07/06/2011 21:00	0.577	10.14	0.19
07/06/2011 22:00	0.573	10.16	0.19
07/06/2011 23:00	0.574	10.14	0.19
08/06/2011 00:00	0.575	10.16	0.19
08/06/2011 01:00	0.576	10.14	0.19
08/06/2011 02:00	0.573	10.16	0.19
08/06/2011 03:00	0.573	10.12	0.19
08/06/2011 04:00	0.576	10.12	0.19
08/06/2011 05:00	0.576	10.15	0.19
08/06/2011 06:00	0.576	10.13	0.19
08/06/2011 07:00	0.569	10.15	0.19
08/06/2011 08:00	0.561	10.14	0.19
08/06/2011 09:00	0.555	10.13	0.19
08/06/2011 10:00	0.556	10.14	0.19
08/06/2011 11:00	0.554	10.12	0.19
08/06/2011 12:00	0.557	10.14	0.19
08/06/2011 13:00	0.569	10.13	0.19
08/06/2011 14:00	0.563	10.15	0.19
08/06/2011 15:00	0.561	10.16	0.19
08/06/2011 16:00	0.563	10.13	0.19
08/06/2011 17:00	0.569	10.16	0.19
08/06/2011 18:00	0.569	10.12	0.19
08/06/2011 19:00	0.575	10.15	0.19
08/06/2011 20:00	0.575	10.14	0.19
08/06/2011 21:00	0.573	10.13	0.19
08/06/2011 22:00	0.572	10.15	0.19
08/06/2011 23:00	0.568	10.12	0.19
09/06/2011 00:00	0.57	10.16	0.19
09/06/2011 01:00	0.566	10.15	0.19
09/06/2011 02:00	0.565	10.13	0.19
09/06/2011 03:00	0.57	10.14	0.19
09/06/2011 04:00	0.568	10.15	0.19
09/06/2011 05:00	0.568	10.13	0.19
09/06/2011 06:00	0.564	10.15	0.19
09/06/2011 07:00	0.561	10.15	0.19
09/06/2011 08:00	0.554	10.13	0.19
09/06/2011 09:00	0.553	10.15	0.19

09/06/2011 10:00	0.551	10.13	0.19
09/06/2011 11:00	0.551	10.14	0.19
09/06/2011 12:00	0.549	10.14	0.19
09/06/2011 13:00	0.559	10.15	0.19
09/06/2011 14:00	0.559	10.14	0.19
09/06/2011 15:00	0.561	10.13	0.19
09/06/2011 16:00	0.57	10.16	0.19
09/06/2011 17:00	0.569	10.16	0.19
09/06/2011 18:00	0.57	10.14	0.19
09/06/2011 19:00	0.572	10.13	0.19
09/06/2011 20:00	0.57	10.14	0.19
09/06/2011 21:00	0.569	10.16	0.19
09/06/2011 22:00	0.568	10.14	0.19
09/06/2011 23:00	0.565	10.15	0.19
10/06/2011 00:00	0.566	10.13	0.19
10/06/2011 01:00	0.564	10.13	0.19
10/06/2011 02:00	0.563	10.16	0.19
10/06/2011 03:00	0.565	10.14	0.19
10/06/2011 04:00	0.564	10.13	0.19
10/06/2011 05:00	0.565	10.13	0.19
10/06/2011 06:00	0.567	10.14	0.19
10/06/2011 07:00	0.564	10.14	0.19
10/06/2011 08:00	0.554	10.15	0.19
10/06/2011 09:00	0.555	10.16	0.19
10/06/2011 10:00	0.557	10.15	0.19
10/06/2011 11:00	0.557	10.15	0.19
10/06/2011 12:00	0.557	10.14	0.19
10/06/2011 13:00	0.557	10.14	0.19
10/06/2011 14:00	0.556	10.13	0.19
10/06/2011 15:00	0.553	10.15	0.19
10/06/2011 16:00	0.555	10.15	0.19
10/06/2011 17:00	0.562	10.15	0.19
10/06/2011 18:00	0.566	10.17	0.19
10/06/2011 19:00	0.565	10.16	0.19
10/06/2011 20:00	0.567	10.16	0.19
10/06/2011 21:00	0.568	10.14	0.19
10/06/2011 22:00	0.572	10.15	0.19
10/06/2011 23:00	0.57	10.12	0.19
11/06/2011 00:00	0.57	10.12	0.19
11/06/2011 01:00	0.564	10.15	0.19
11/06/2011 02:00	0.562	10.15	0.19
11/06/2011 03:00	0.56	10.14	0.19
11/06/2011 04:00	0.562	10.15	0.19
11/06/2011 05:00	0.558	10.13	0.19
11/06/2011 06:00	0.562	10.15	0.19
11/06/2011 07:00	0.56	10.16	0.19
11/06/2011 08:00	0.56	10.13	0.19
11/06/2011 09:00	0.562	10.16	0.19
11/06/2011 10:00	0.557	10.15	0.19
11/06/2011 11:00	0.556	10.12	0.19
11/06/2011 12:00	0.555	10.12	0.19
11/06/2011 13:00	0.553	10.14	0.19
11/06/2011 14:00	0.554	10.13	0.19
11/06/2011 15:00	0.553	10.13	0.19
11/06/2011 16:00	0.547	10.14	0.19
11/06/2011 17:00	0.547	10.13	0.19
11/06/2011 18:00	0.556	10.13	0.19
11/06/2011 19:00	0.564	10.13	0.19
11/06/2011 20:00	0.568	10.13	0.19

11/06/2011 21:00	0.573	10.11	0.19
11/06/2011 22:00	0.573	10.13	0.19
11/06/2011 23:00	0.575	10.13	0.19
12/06/2011 00:00	0.571	10.12	0.19
12/06/2011 01:00	0.573	10.13	0.19
12/06/2011 02:00	0.566	10.14	0.19
12/06/2011 03:00	0.565	10.16	0.19
12/06/2011 04:00	0.567	10.15	0.19
12/06/2011 05:00	0.567	10.16	0.19
12/06/2011 06:00	0.563	10.14	0.19
12/06/2011 07:00	0.556	10.15	0.19
12/06/2011 08:00	0.553	10.14	0.19
12/06/2011 09:00	0.554	10.14	0.19
12/06/2011 10:00	0.553	10.12	0.19
12/06/2011 11:00	0.555	10.15	0.19
12/06/2011 12:00	0.56	10.15	0.19
12/06/2011 13:00	0.563	10.16	0.19
12/06/2011 14:00	0.561	10.12	0.19
12/06/2011 15:00	0.562	10.14	0.19
12/06/2011 16:00	0.564	10.15	0.19
12/06/2011 17:00	0.568	10.12	0.19
12/06/2011 18:00	0.569	10.13	0.19
12/06/2011 19:00	0.573	10.12	0.19
12/06/2011 20:00	0.573	10.16	0.19
12/06/2011 21:00	0.573	10.15	0.19
12/06/2011 22:00	0.572	10.16	0.19
12/06/2011 23:00	0.576	10.14	0.19
13/06/2011 00:00	0.572	10.11	0.19
13/06/2011 01:00	0.574	10.12	0.19
13/06/2011 02:00	0.568	10.14	0.19
13/06/2011 03:00	0.57	10.15	0.19
13/06/2011 04:00	0.567	10.15	0.19
13/06/2011 05:00	0.563	10.15	0.19
13/06/2011 06:00	0.561	10.14	0.19
13/06/2011 07:00	0.561	10.13	0.19
13/06/2011 08:00	0.561	10.14	0.19
13/06/2011 09:00	0.563	10.14	0.19
13/06/2011 10:00	0.562	10.13	0.19
13/06/2011 11:00	0.559	10.12	0.19
13/06/2011 12:00	0.557	10.11	0.19
13/06/2011 13:00	0.559	10.13	0.19
13/06/2011 14:00	0.557	10.15	0.19
13/06/2011 15:00	0.553	10.13	0.19
13/06/2011 16:00	0.551	10.12	0.19
13/06/2011 17:00	0.548	10.12	0.19
13/06/2011 18:00	0.551	10.16	0.19
13/06/2011 19:00	0.559	10.13	0.19
13/06/2011 20:00	0.571	10.12	0.19
13/06/2011 21:00	0.57	10.13	0.19
13/06/2011 22:00	0.574	10.14	0.19
13/06/2011 23:00	0.577	10.13	0.19
14/06/2011 00:00	0.574	10.15	0.19
14/06/2011 01:00	0.577	10.15	0.19
14/06/2011 02:00	0.577	10.13	0.19
14/06/2011 03:00	0.575	10.15	0.19
14/06/2011 04:00	0.573	10.12	0.19
14/06/2011 05:00	0.571	10.11	0.19
14/06/2011 06:00	0.57	10.14	0.19
14/06/2011 07:00	0.564	10.15	0.19

14/06/2011 08:00	0.553	10.14	0.19
14/06/2011 09:00	0.554	10.15	0.19
14/06/2011 10:00	0.558	10.15	0.19
14/06/2011 11:00	0.556	10.13	0.19
14/06/2011 12:00	0.56	10.12	0.19
14/06/2011 13:00	0.559	10.13	0.19
14/06/2011 14:00	0.558	10.12	0.19
14/06/2011 15:00	0.56	10.14	0.19
14/06/2011 16:00	0.562	10.14	0.19
14/06/2011 17:00	0.56	10.13	0.19
14/06/2011 18:00	0.56	10.13	0.19
14/06/2011 19:00	0.564	10.14	0.19
14/06/2011 20:00	0.572	10.13	0.19
14/06/2011 21:00	0.574	10.14	0.19
14/06/2011 22:00	0.575	10.16	0.19
14/06/2011 23:00	0.576	10.16	0.19
15/06/2011 00:00	0.577	10.14	0.19
15/06/2011 01:00	0.581	10.13	0.19
15/06/2011 02:00	0.579	10.13	0.19
15/06/2011 03:00	0.577	10.14	0.19
15/06/2011 04:00	0.576	10.13	0.19
15/06/2011 05:00	0.575	10.14	0.19
15/06/2011 06:00	0.57	10.15	0.19
15/06/2011 07:00	0.571	10.12	0.19
15/06/2011 08:00	0.565	10.12	0.19
15/06/2011 09:00	0.562	10.11	0.19
15/06/2011 10:00	0.555	10.14	0.19
15/06/2011 11:00	0.555	10.16	0.19
15/06/2011 12:00	0.557	10.15	0.19
15/06/2011 13:00	0.56	10.13	0.19
15/06/2011 14:00	0.559	10.12	0.19
15/06/2011 15:00	0.559	10.13	0.19
15/06/2011 16:00	0.56	10.14	0.19
15/06/2011 17:00	0.561	10.12	0.19
15/06/2011 18:00	0.558	10.14	0.19
15/06/2011 19:00	0.564	10.13	0.19
15/06/2011 20:00	0.567	10.13	0.19
15/06/2011 21:00	0.571	10.12	0.19
15/06/2011 22:00	0.57	10.15	0.19
15/06/2011 23:00	0.576	10.12	0.19
16/06/2011 00:00	0.576	10.14	0.19
16/06/2011 01:00	0.577	10.13	0.19
16/06/2011 02:00	0.579	10.15	0.19
16/06/2011 03:00	0.578	10.12	0.19
16/06/2011 04:00	0.578	10.13	0.19
16/06/2011 05:00	0.576	10.14	0.19
16/06/2011 06:00	0.574	10.13	0.19
16/06/2011 07:00	0.574	10.14	0.19
16/06/2011 08:00	0.565	10.12	0.19
16/06/2011 09:00	0.559	10.14	0.19
16/06/2011 10:00	0.561	10.14	0.19
16/06/2011 11:00	0.562	10.11	0.19
16/06/2011 12:00	0.569	10.11	0.19
16/06/2011 13:00	0.58	10.14	0.19
16/06/2011 14:00	0.582	10.15	0.19
16/06/2011 15:00	0.586	10.15	0.19
16/06/2011 16:00	0.58	10.12	0.19
16/06/2011 17:00	0.576	10.13	0.19
16/06/2011 18:00	0.566	10.13	0.19

16/06/2011 19:00	0.569	10.12	0.19
16/06/2011 20:00	0.576	10.12	0.19
16/06/2011 21:00	0.576	10.13	0.19
16/06/2011 22:00	0.572	10.14	0.19
16/06/2011 23:00	0.578	10.14	0.19
17/06/2011 00:00	0.578	10.16	0.19
17/06/2011 01:00	0.583	10.15	0.19
17/06/2011 02:00	0.581	10.15	0.19
17/06/2011 03:00	0.581	10.13	0.19
17/06/2011 04:00	0.579	10.12	0.19
17/06/2011 05:00	0.579	10.13	0.19
17/06/2011 06:00	0.576	10.15	0.19
17/06/2011 07:00	0.57	10.13	0.19
17/06/2011 08:00	0.56	10.11	0.19
17/06/2011 09:00	0.561	10.14	0.19
17/06/2011 10:00	0.563	10.12	0.19
17/06/2011 11:00	0.568	10.13	0.19
17/06/2011 12:00	0.57	10.14	0.19
17/06/2011 13:00	0.569	10.11	0.19
17/06/2011 14:00	0.574	10.13	0.19
17/06/2011 15:00	0.582	10.12	0.19
17/06/2011 16:00	0.582	10.12	0.19
17/06/2011 17:00	0.58	10.14	0.19
17/06/2011 18:00	0.579	10.12	0.19
17/06/2011 19:00	0.579	10.12	0.19
17/06/2011 20:00	0.578	10.11	0.19
17/06/2011 21:00	0.577	10.12	0.19
17/06/2011 22:00	0.579	10.1	0.19
17/06/2011 23:00	0.581	10.14	0.19
18/06/2011 00:00	0.583	10.13	0.19
18/06/2011 01:00	0.585	10.13	0.19
18/06/2011 02:00	0.585	10.11	0.19
18/06/2011 03:00	0.59	10.14	0.19
18/06/2011 04:00	0.589	10.12	0.19
18/06/2011 05:00	0.592	10.11	0.19
18/06/2011 06:00	0.589	10.13	0.19
18/06/2011 07:00	0.584	10.13	0.19
18/06/2011 08:00	0.586	10.12	0.19
18/06/2011 09:00	0.581	10.12	0.19
18/06/2011 10:00	0.576	10.13	0.19
18/06/2011 11:00	0.575	10.12	0.19
18/06/2011 12:00	0.583	10.13	0.19
18/06/2011 13:00	0.592	10.15	0.19
18/06/2011 14:00	0.585	10.13	0.19
18/06/2011 15:00	0.585	10.12	0.19
18/06/2011 16:00	0.583	10.11	0.19
18/06/2011 17:00	0.582	10.12	0.19
18/06/2011 18:00	0.594	10.13	0.19
18/06/2011 19:00	0.594	10.14	0.19
18/06/2011 20:00	0.594	10.13	0.19
18/06/2011 21:00	0.596	10.1	0.19
18/06/2011 22:00	0.593	10.11	0.19
18/06/2011 23:00	0.594	10.14	0.19
19/06/2011 00:00	0.594	10.14	0.19
19/06/2011 01:00	0.595	10.13	0.19
19/06/2011 02:00	0.599	10.15	0.19
19/06/2011 03:00	0.601	10.13	0.19
19/06/2011 04:00	0.599	10.14	0.19
19/06/2011 05:00	0.603	10.13	0.19

19/06/2011 06:00	0.603	10.11	0.19
19/06/2011 07:00	0.599	10.15	0.19
19/06/2011 08:00	0.595	10.11	0.19
19/06/2011 09:00	0.593	10.14	0.19
19/06/2011 10:00	0.588	10.13	0.19
19/06/2011 11:00	0.582	10.14	0.19
19/06/2011 12:00	0.584	10.12	0.19
19/06/2011 13:00	0.589	10.11	0.19
19/06/2011 14:00	0.59	10.13	0.19
19/06/2011 15:00	0.597	10.15	0.19
19/06/2011 16:00	0.593	10.13	0.19
19/06/2011 17:00	0.599	10.12	0.19
19/06/2011 18:00	0.592	10.13	0.19
19/06/2011 19:00	0.595	10.13	0.19
19/06/2011 20:00	0.597	10.12	0.19
19/06/2011 21:00	0.599	10.14	0.19
19/06/2011 22:00	0.604	10.11	0.19
19/06/2011 23:00	0.6	10.14	0.19
20/06/2011 00:00	0.601	10.11	0.19
20/06/2011 01:00	0.603	10.14	0.19
20/06/2011 02:00	0.602	10.12	0.19
20/06/2011 03:00	0.602	10.13	0.19
20/06/2011 04:00	0.606	10.15	0.19
20/06/2011 05:00	0.61	10.12	0.19
20/06/2011 06:00	0.606	10.13	0.19
20/06/2011 07:00	0.598	10.11	0.19
20/06/2011 08:00	0.589	10.12	0.19
20/06/2011 09:00	0.584	10.1	0.19
20/06/2011 10:00	0.584	10.11	0.19
20/06/2011 11:00	0.588	10.1	0.19
20/06/2011 12:00	0.589	10.11	0.19
20/06/2011 13:00	0.59	10.11	0.19
20/06/2011 14:00	0.593	10.14	0.19
20/06/2011 15:00	0.591	10.11	0.19
20/06/2011 16:00	0.595	10.12	0.19
20/06/2011 17:00	0.601	10.13	0.19
20/06/2011 18:00	0.601	10.11	0.19
20/06/2011 19:00	0.607	10.11	0.19
20/06/2011 20:00	0.606	10.14	0.19
20/06/2011 21:00	0.604	10.11	0.19
20/06/2011 22:00	0.602	10.12	0.19
20/06/2011 23:00	0.604	10.1	0.19
21/06/2011 00:00	0.601	10.13	0.19
21/06/2011 01:00	0.603	10.14	0.19
21/06/2011 02:00	0.603	10.14	0.19
21/06/2011 03:00	0.606	10.13	0.19
21/06/2011 04:00	0.607	10.13	0.19
21/06/2011 05:00	0.61	10.11	0.19
21/06/2011 06:00	0.609	10.1	0.19
21/06/2011 07:00	0.603	10.13	0.19
21/06/2011 08:00	0.598	10.13	0.19
21/06/2011 09:00	0.595	10.14	0.19
21/06/2011 10:00	0.587	10.11	0.19
21/06/2011 11:00	0.588	10.13	0.19
21/06/2011 12:00	0.586	10.15	0.19
21/06/2011 13:00	0.593	10.11	0.19
21/06/2011 14:00	0.596	10.14	0.19
21/06/2011 15:00	0.601	10.14	0.19
21/06/2011 16:00	0.603	10.15	0.19

21/06/2011 17:00	0.603	10.15	0.19
21/06/2011 18:00	0.605	10.16	0.19
21/06/2011 19:00	0.607	10.16	0.19
21/06/2011 20:00	0.611	10.16	0.19
21/06/2011 21:00	0.61	10.16	0.19
21/06/2011 22:00	0.607	10.16	0.19
21/06/2011 23:00	0.607	10.16	0.19
22/06/2011 00:00	0.605	10.16	0.19
22/06/2011 01:00	0.607	10.16	0.19
22/06/2011 02:00	0.608	10.15	0.19
22/06/2011 03:00	0.606	10.15	0.19
22/06/2011 04:00	0.611	10.15	0.19
22/06/2011 05:00	0.61	10.15	0.19
22/06/2011 06:00	0.606	10.15	0.19
22/06/2011 07:00	0.606	10.15	0.19
22/06/2011 08:00	0.594	10.15	0.19
22/06/2011 09:00	0.594	10.16	0.19
22/06/2011 10:00	0.588	10.16	0.19
22/06/2011 11:00	0.594	10.14	0.19
22/06/2011 12:00	0.601	10.15	0.19
22/06/2011 13:00	0.601	10.14	0.19
22/06/2011 14:00	0.598	10.12	0.19
22/06/2011 15:00	0.604	10.13	0.19
22/06/2011 16:00	0.611	10.12	0.19
22/06/2011 17:00	0.605	10.13	0.19
22/06/2011 18:00	0.599	10.14	0.19
22/06/2011 19:00	0.605	10.14	0.19
22/06/2011 20:00	0.605	10.13	0.19
22/06/2011 21:00	0.604	10.12	0.19
22/06/2011 22:00	0.612	10.12	0.19
22/06/2011 23:00	0.61	10.12	0.19
23/06/2011 00:00	0.608	10.12	0.19
23/06/2011 01:00	0.606	10.12	0.19
23/06/2011 02:00	0.608	10.12	0.19
23/06/2011 03:00	0.612	10.12	0.19
23/06/2011 04:00	0.607	10.12	0.19
23/06/2011 05:00	0.614	10.13	0.19
23/06/2011 06:00	0.61	10.11	0.19
23/06/2011 07:00	0.606	10.14	0.19
23/06/2011 08:00	0.603	10.14	0.19
23/06/2011 09:00	0.601	10.13	0.19
23/06/2011 10:00	0.595	10.11	0.19
23/06/2011 11:00	0.593	10.13	0.19
23/06/2011 12:00	0.599	10.11	0.19
23/06/2011 13:00	0.597	10.11	0.19
23/06/2011 14:00	0.608	10.14	0.19
23/06/2011 15:00	0.603	10.13	0.19
23/06/2011 16:00	0.605	10.12	0.19
23/06/2011 17:00	0.6	10.13	0.19
23/06/2011 18:00	0.603	10.13	0.19
23/06/2011 19:00	0.608	10.13	0.19
23/06/2011 20:00	0.611	10.13	0.19
23/06/2011 21:00	0.614	10.12	0.19
23/06/2011 22:00	0.615	10.12	0.19
23/06/2011 23:00	0.613	10.14	0.19
24/06/2011 00:00	0.617	10.12	0.19
24/06/2011 01:00	0.609	10.11	0.19
24/06/2011 02:00	0.613	10.13	0.19
24/06/2011 03:00	0.607	10.13	0.19

24/06/2011 04:00	0.609	10.12	0.19
24/06/2011 05:00	0.611	10.14	0.19
24/06/2011 06:00	0.611	10.15	0.19
24/06/2011 07:00	0.611	10.14	0.19
24/06/2011 08:00	0.609	10.12	0.19
24/06/2011 09:00	0.6	10.14	0.19
24/06/2011 10:00	0.599	10.12	0.19
24/06/2011 11:00	0.595	10.12	0.19
24/06/2011 12:00	0.598	10.14	0.19
24/06/2011 13:00	0.6	10.13	0.19
24/06/2011 14:00	0.606	10.13	0.19
24/06/2011 15:00	0.602	10.12	0.19
24/06/2011 16:00	0.601	10.11	0.19
24/06/2011 17:00	0.612	10.12	0.19
24/06/2011 18:00	0.612	10.14	0.19
24/06/2011 19:00	0.616	10.14	0.19
24/06/2011 20:00	0.619	10.13	0.19
24/06/2011 21:00	0.617	10.12	0.19
24/06/2011 22:00	0.619	10.12	0.19
24/06/2011 23:00	0.619	10.12	0.19
25/06/2011 00:00	0.617	10.14	0.19
25/06/2011 01:00	0.615	10.11	0.19
25/06/2011 02:00	0.616	10.13	0.19
25/06/2011 03:00	0.616	10.13	0.19
25/06/2011 04:00	0.613	10.13	0.19
25/06/2011 05:00	0.617	10.12	0.19
25/06/2011 06:00	0.618	10.14	0.19
25/06/2011 07:00	0.619	10.14	0.19
25/06/2011 08:00	0.616	10.14	0.19
25/06/2011 09:00	0.618	10.12	0.19
25/06/2011 10:00	0.615	10.12	0.19
25/06/2011 11:00	0.609	10.15	0.19
25/06/2011 12:00	0.605	10.12	0.19
25/06/2011 13:00	0.602	10.12	0.19
25/06/2011 14:00	0.6	10.13	0.19
25/06/2011 15:00	0.599	10.12	0.19
25/06/2011 16:00	0.599	10.14	0.19
25/06/2011 17:00	0.601	10.15	0.19
25/06/2011 18:00	0.605	10.13	0.19
25/06/2011 19:00	0.604	10.13	0.19
25/06/2011 20:00	0.608	10.13	0.19
25/06/2011 21:00	0.61	10.13	0.19
25/06/2011 22:00	0.61	10.14	0.19
25/06/2011 23:00	0.611	10.12	0.19
26/06/2011 00:00	0.613	10.13	0.19
26/06/2011 01:00	0.611	10.11	0.19
26/06/2011 02:00	0.611	10.14	0.19
26/06/2011 03:00	0.61	10.11	0.19
26/06/2011 04:00	0.612	10.13	0.19
26/06/2011 05:00	0.613	10.14	0.19
26/06/2011 06:00	0.613	10.14	0.19
26/06/2011 07:00	0.607	10.13	0.19
26/06/2011 08:00	0.599	10.13	0.19
26/06/2011 09:00	0.6	10.13	0.19
26/06/2011 10:00	0.602	10.12	0.19
26/06/2011 11:00	0.599	10.12	0.19
26/06/2011 12:00	0.6	10.14	0.19
26/06/2011 13:00	0.604	10.12	0.19
26/06/2011 14:00	0.6	10.13	0.19

26/06/2011 15:00	0.6	10.12	0.19
26/06/2011 16:00	0.602	10.13	0.19
26/06/2011 17:00	0.608	10.12	0.19
26/06/2011 18:00	0.614	10.15	0.19
26/06/2011 19:00	0.616	10.11	0.19
26/06/2011 20:00	0.619	10.14	0.19
26/06/2011 21:00	0.619	10.13	0.19
26/06/2011 22:00	0.624	10.14	0.19
26/06/2011 23:00	0.619	10.12	0.19
27/06/2011 00:00	0.623	10.13	0.19
27/06/2011 01:00	0.619	10.12	0.19
27/06/2011 02:00	0.62	10.13	0.19
27/06/2011 03:00	0.617	10.12	0.19
27/06/2011 04:00	0.614	10.13	0.19
27/06/2011 05:00	0.615	10.12	0.19
27/06/2011 06:00	0.619	10.14	0.19
27/06/2011 07:00	0.611	10.12	0.19
27/06/2011 08:00	0.606	10.12	0.19
27/06/2011 09:00	0.605	10.13	0.19
27/06/2011 10:00	0.608	10.12	0.19
27/06/2011 11:00	0.606	10.1	0.19
27/06/2011 12:00	0.604	10.14	0.19
27/06/2011 13:00	0.605	10.14	0.19
27/06/2011 14:00	0.603	10.12	0.19
27/06/2011 15:00	0.599	10.14	0.19
27/06/2011 16:00	0.605	10.14	0.19
27/06/2011 17:00	0.603	10.12	0.19
27/06/2011 18:00	0.608	10.12	0.19
27/06/2011 19:00	0.612	10.13	0.19
27/06/2011 20:00	0.613	10.13	0.19
27/06/2011 21:00	0.62	10.13	0.19
27/06/2011 22:00	0.621	10.13	0.19
27/06/2011 23:00	0.624	10.12	0.19
28/06/2011 00:00	0.624	10.14	0.19
28/06/2011 01:00	0.626	10.13	0.19
28/06/2011 02:00	0.626	10.12	0.19
28/06/2011 03:00	0.622	10.1	0.19
28/06/2011 04:00	0.618	10.12	0.19
28/06/2011 05:00	0.616	10.14	0.19
28/06/2011 06:00	0.616	10.13	0.19
28/06/2011 07:00	0.612	10.12	0.19
28/06/2011 08:00	0.606	10.13	0.19
28/06/2011 09:00	0.608	10.13	0.19
28/06/2011 10:00	0.61	10.12	0.19
28/06/2011 11:00	0.608	10.11	0.19
28/06/2011 12:00	0.608	10.14	0.19
28/06/2011 13:00	0.604	10.14	0.19
28/06/2011 14:00	0.607	10.12	0.19
28/06/2011 15:00	0.606	10.13	0.19
28/06/2011 16:00	0.616	10.13	0.19
28/06/2011 17:00	0.612	10.14	0.2
28/06/2011 18:00	0.616	10.14	0.2
28/06/2011 19:00	0.625	10.13	0.2
28/06/2011 20:00	0.619	10.12	0.2
28/06/2011 21:00	0.623	10.12	0.2
28/06/2011 22:00	0.624	10.12	0.2
28/06/2011 23:00	0.629	10.12	0.2
29/06/2011 00:00	0.626	10.12	0.2
29/06/2011 01:00	0.629	10.11	0.2

29/06/2011 02:00	0.628	10.11	0.2
29/06/2011 03:00	0.625	10.1	0.2
29/06/2011 04:00	0.624	10.1	0.2
29/06/2011 05:00	0.623	10.1	0.2
29/06/2011 06:00	0.623	10.11	0.2
29/06/2011 07:00	0.623	10.11	0.2
29/06/2011 08:00	0.612	10.1	0.2
29/06/2011 09:00	0.612	10.09	0.2
29/06/2011 10:00	0.613	10.11	0.2

END OF DATA FILE OF DATALOGGER FOR WINDOWS

_K4975_110715104215.CSV

Data file for DataLogger.

=====

COMPANY : <Company name>

COMP.STATUS: Done

DATE : 15/07/2011

TIME : 10:43:05

FILENAME : C:\Documents and Settings\All Users\Application Data\DiverOffice\Sizewell\CSV\pz2009_2

CREATED BY : SWS Diver-Office 4.0.76.0

===== BEGINNING OF DATA =====

[Logger settings]

Instrument type =CTD-Diver=17

Status =Started =0

Serial number =.00-K4994 317.

Instrument number =
=0

Location =pz2009_20

Sample period =M60

Sample method =T

Number of channels =3

[Channel 1]

Identification =WATER HEAD

Reference level =4.000 m

Range =17.500 m

Master level =1750 CMH2O

Altitude =0 m

[Channel 2]

Identification =TEMPERATURE

Reference level =-20.00 °C

Range =100.00 °C

[Channel 3]

Identification =1: CONDUCTIVITY

Reference level =0.00 mS/cm

Range =120.00 mS/cm

[Series settings]

Serial number =.00-K4994 317.

Instrument number =

Location =pz2009_20

Sample period =00 00:60:00 0

Sample method =T

Start date / time =00:00:06 09/04/11

End date / time =00:00:13 29/06/11

[Channel 1 from data header]

Identification =WATER HEAD

Reference level =4.000 m

Range =17.500 m

Master level =1750 CMH2O

Altitude =0 m

[Channel 2 from data header]

Identification =TEMPERATURE

Reference level =-20.00 °C

Range =100.00 °C

[Channel 3 from data header]

Identification =1: CONDUCTIVITY

Reference level =0.00 mS/cm
Range =120.00 mS/cm

[Data]

1952

Date/time	Water head[m]	Temperature[°C]	1:Conductivity[mS/cm]
09/04/2011 06:00	1.17	10.51	0.36
09/04/2011 07:00	1.168	10.5	0.36
09/04/2011 08:00	1.164	10.5	0.36
09/04/2011 09:00	1.158	10.52	0.36
09/04/2011 10:00	1.159	10.47	0.36
09/04/2011 11:00	1.159	10.53	0.36
09/04/2011 12:00	1.16	10.48	0.36
09/04/2011 13:00	1.157	10.5	0.36
09/04/2011 14:00	1.16	10.52	0.36
09/04/2011 15:00	1.162	10.53	0.36
09/04/2011 16:00	1.16	10.5	0.36
09/04/2011 17:00	1.164	10.5	0.36
09/04/2011 18:00	1.171	10.54	0.36
09/04/2011 19:00	1.175	10.53	0.36
09/04/2011 20:00	1.17	10.49	0.36
09/04/2011 21:00	1.173	10.49	0.36
09/04/2011 22:00	1.171	10.49	0.36
09/04/2011 23:00	1.172	10.49	0.36
10/04/2011 00:00	1.174	10.52	0.36
10/04/2011 01:00	1.173	10.5	0.36
10/04/2011 02:00	1.175	10.49	0.36
10/04/2011 03:00	1.176	10.54	0.36
10/04/2011 04:00	1.174	10.47	0.36
10/04/2011 05:00	1.169	10.51	0.36
10/04/2011 06:00	1.169	10.49	0.36
10/04/2011 07:00	1.168	10.47	0.36
10/04/2011 08:00	1.163	10.48	0.36
10/04/2011 09:00	1.157	10.51	0.36
10/04/2011 10:00	1.156	10.45	0.36
10/04/2011 11:00	1.156	10.45	0.36
10/04/2011 12:00	1.156	10.5	0.36
10/04/2011 13:00	1.159	10.46	0.36
10/04/2011 14:00	1.156	10.46	0.36
10/04/2011 15:00	1.16	10.45	0.36
10/04/2011 16:00	1.165	10.48	0.36
10/04/2011 17:00	1.164	10.48	0.36
10/04/2011 18:00	1.172	10.48	0.36
10/04/2011 19:00	1.17	10.48	0.36
10/04/2011 20:00	1.171	10.5	0.36
10/04/2011 21:00	1.171	10.46	0.36
10/04/2011 22:00	1.172	10.47	0.36
10/04/2011 23:00	1.169	10.49	0.36
11/04/2011 00:00	1.172	10.47	0.36
11/04/2011 01:00	1.171	10.49	0.36
11/04/2011 02:00	1.17	10.49	0.36
11/04/2011 03:00	1.172	10.48	0.36
11/04/2011 04:00	1.168	10.51	0.36
11/04/2011 05:00	1.17	10.49	0.36
11/04/2011 06:00	1.171	10.51	0.36
11/04/2011 07:00	1.172	10.52	0.36
11/04/2011 08:00	1.166	10.52	0.36
11/04/2011 09:00	1.163	10.52	0.36

11/04/2011 10:00	1.16	10.48	0.36
11/04/2011 11:00	1.161	10.51	0.36
11/04/2011 12:00	1.163	10.48	0.36
11/04/2011 13:00	1.16	10.51	0.36
11/04/2011 14:00	1.161	10.47	0.36
11/04/2011 15:00	1.16	10.49	0.36
11/04/2011 16:00	1.165	10.48	0.36
11/04/2011 17:00	1.171	10.52	0.36
11/04/2011 18:00	1.169	10.46	0.36
11/04/2011 19:00	1.167	10.49	0.36
11/04/2011 20:00	1.169	10.49	0.36
11/04/2011 21:00	1.169	10.44	0.36
11/04/2011 22:00	1.17	10.44	0.36
11/04/2011 23:00	1.171	10.47	0.36
12/04/2011 00:00	1.167	10.43	0.36
12/04/2011 01:00	1.168	10.43	0.36
12/04/2011 02:00	1.166	10.45	0.36
12/04/2011 03:00	1.168	10.43	0.36
12/04/2011 04:00	1.17	10.46	0.36
12/04/2011 05:00	1.165	10.44	0.36
12/04/2011 06:00	1.168	10.43	0.36
12/04/2011 07:00	1.165	10.44	0.36
12/04/2011 08:00	1.159	10.42	0.36
12/04/2011 09:00	1.158	10.43	0.36
12/04/2011 10:00	1.155	10.45	0.36
12/04/2011 11:00	1.155	10.45	0.36
12/04/2011 12:00	1.157	10.46	0.36
12/04/2011 13:00	1.16	10.44	0.36
12/04/2011 14:00	1.156	10.45	0.36
12/04/2011 15:00	1.158	10.47	0.36
12/04/2011 16:00	1.16	10.43	0.36
12/04/2011 17:00	1.162	10.44	0.36
12/04/2011 18:00	1.164	10.43	0.36
12/04/2011 19:00	1.171	10.41	0.36
12/04/2011 20:00	1.167	10.44	0.36
12/04/2011 21:00	1.17	10.46	0.36
12/04/2011 22:00	1.166	10.49	0.36
12/04/2011 23:00	1.167	10.5	0.36
13/04/2011 00:00	1.172	10.47	0.36
13/04/2011 01:00	1.169	10.47	0.36
13/04/2011 02:00	1.167	10.47	0.36
13/04/2011 03:00	1.169	10.47	0.36
13/04/2011 04:00	1.167	10.44	0.36
13/04/2011 05:00	1.166	10.48	0.36
13/04/2011 06:00	1.163	10.51	0.36
13/04/2011 07:00	1.166	10.47	0.36
13/04/2011 08:00	1.159	10.48	0.36
13/04/2011 09:00	1.154	10.46	0.36
13/04/2011 10:00	1.156	10.47	0.36
13/04/2011 11:00	1.159	10.47	0.36
13/04/2011 12:00	1.16	10.56	0.36
13/04/2011 13:00	1.162	10.49	0.36
13/04/2011 14:00	1.163	10.45	0.36
13/04/2011 15:00	1.162	10.46	0.36
13/04/2011 16:00	1.166	10.48	0.36
13/04/2011 17:00	1.167	10.48	0.36
13/04/2011 18:00	1.167	10.47	0.36
13/04/2011 19:00	1.169	10.49	0.36
13/04/2011 20:00	1.166	10.51	0.36

13/04/2011 21:00	1.169	10.45	0.36
13/04/2011 22:00	1.167	10.46	0.36
13/04/2011 23:00	1.169	10.43	0.36
14/04/2011 00:00	1.172	10.47	0.36
14/04/2011 01:00	1.17	10.42	0.36
14/04/2011 02:00	1.166	10.45	0.36
14/04/2011 03:00	1.17	10.47	0.36
14/04/2011 04:00	1.17	10.46	0.36
14/04/2011 05:00	1.168	10.49	0.36
14/04/2011 06:00	1.169	10.48	0.36
14/04/2011 07:00	1.168	10.48	0.36
14/04/2011 08:00	1.164	10.46	0.36
14/04/2011 09:00	1.163	10.45	0.36
14/04/2011 10:00	1.16	10.43	0.36
14/04/2011 11:00	1.154	10.46	0.36
14/04/2011 12:00	1.157	10.47	0.36
14/04/2011 13:00	1.154	10.44	0.36
14/04/2011 14:00	1.154	10.46	0.36
14/04/2011 15:00	1.16	10.5	0.36
14/04/2011 16:00	1.157	10.54	0.36
14/04/2011 17:00	1.162	10.5	0.36
14/04/2011 18:00	1.168	10.48	0.36
14/04/2011 19:00	1.165	10.48	0.36
14/04/2011 20:00	1.161	10.5	0.36
14/04/2011 21:00	1.164	10.48	0.36
14/04/2011 22:00	1.164	10.45	0.36
14/04/2011 23:00	1.162	10.48	0.36
15/04/2011 00:00	1.166	10.46	0.36
15/04/2011 01:00	1.164	10.46	0.36
15/04/2011 02:00	1.165	10.46	0.36
15/04/2011 03:00	1.162	10.46	0.36
15/04/2011 04:00	1.162	10.48	0.36
15/04/2011 05:00	1.161	10.46	0.36
15/04/2011 06:00	1.163	10.45	0.36
15/04/2011 07:00	1.159	10.51	0.36
15/04/2011 08:00	1.159	10.45	0.36
15/04/2011 09:00	1.162	10.45	0.36
15/04/2011 10:00	1.158	10.46	0.36
15/04/2011 11:00	1.153	10.44	0.36
15/04/2011 12:00	1.149	10.47	0.36
15/04/2011 13:00	1.147	10.51	0.36
15/04/2011 14:00	1.15	10.48	0.36
15/04/2011 15:00	1.15	10.46	0.36
15/04/2011 16:00	1.15	10.46	0.36
15/04/2011 17:00	1.15	10.43	0.36
15/04/2011 18:00	1.155	10.44	0.36
15/04/2011 19:00	1.162	10.47	0.36
15/04/2011 20:00	1.164	10.45	0.36
15/04/2011 21:00	1.166	10.47	0.36
15/04/2011 22:00	1.162	10.45	0.36
15/04/2011 23:00	1.158	10.42	0.36
16/04/2011 00:00	1.168	10.47	0.36
16/04/2011 01:00	1.164	10.45	0.36
16/04/2011 02:00	1.161	10.44	0.36
16/04/2011 03:00	1.158	10.45	0.36
16/04/2011 04:00	1.159	10.46	0.36
16/04/2011 05:00	1.16	10.47	0.36
16/04/2011 06:00	1.159	10.46	0.36
16/04/2011 07:00	1.162	10.47	0.36

16/04/2011 08:00	1.158	10.47	0.36
16/04/2011 09:00	1.156	10.43	0.36
16/04/2011 10:00	1.151	10.46	0.36
16/04/2011 11:00	1.15	10.42	0.36
16/04/2011 12:00	1.149	10.47	0.36
16/04/2011 13:00	1.151	10.48	0.36
16/04/2011 14:00	1.153	10.46	0.36
16/04/2011 15:00	1.151	10.48	0.36
16/04/2011 16:00	1.148	10.46	0.36
16/04/2011 17:00	1.149	10.4	0.36
16/04/2011 18:00	1.147	10.47	0.36
16/04/2011 19:00	1.159	10.47	0.36
16/04/2011 20:00	1.159	10.43	0.36
16/04/2011 21:00	1.163	10.43	0.36
16/04/2011 22:00	1.163	10.47	0.36
16/04/2011 23:00	1.159	10.48	0.36
17/04/2011 00:00	1.157	10.45	0.36
17/04/2011 01:00	1.16	10.45	0.36
17/04/2011 02:00	1.164	10.47	0.36
17/04/2011 03:00	1.158	10.52	0.36
17/04/2011 04:00	1.157	10.51	0.36
17/04/2011 05:00	1.163	10.5	0.36
17/04/2011 06:00	1.156	10.44	0.36
17/04/2011 07:00	1.158	10.4	0.36
17/04/2011 08:00	1.158	10.43	0.36
17/04/2011 09:00	1.151	10.43	0.36
17/04/2011 10:00	1.149	10.46	0.36
17/04/2011 11:00	1.142	10.42	0.36
17/04/2011 12:00	1.146	10.49	0.36
17/04/2011 13:00	1.144	10.41	0.36
17/04/2011 14:00	1.146	10.45	0.36
17/04/2011 15:00	1.145	10.43	0.36
17/04/2011 16:00	1.148	10.41	0.36
17/04/2011 17:00	1.148	10.45	0.36
17/04/2011 18:00	1.16	10.44	0.36
17/04/2011 19:00	1.159	10.43	0.36
17/04/2011 20:00	1.16	10.48	0.36
17/04/2011 21:00	1.161	10.45	0.36
17/04/2011 22:00	1.161	10.48	0.36
17/04/2011 23:00	1.162	10.42	0.36
18/04/2011 00:00	1.163	10.41	0.36
18/04/2011 01:00	1.16	10.47	0.36
18/04/2011 02:00	1.163	10.43	0.36
18/04/2011 03:00	1.161	10.44	0.36
18/04/2011 04:00	1.163	10.48	0.36
18/04/2011 05:00	1.162	10.46	0.36
18/04/2011 06:00	1.159	10.45	0.36
18/04/2011 07:00	1.161	10.47	0.36
18/04/2011 08:00	1.162	10.47	0.36
18/04/2011 09:00	1.154	10.47	0.36
18/04/2011 10:00	1.145	10.44	0.36
18/04/2011 11:00	1.152	10.48	0.36
18/04/2011 12:00	1.148	10.45	0.36
18/04/2011 13:00	1.154	10.47	0.36
18/04/2011 14:00	1.148	10.46	0.36
18/04/2011 15:00	1.15	10.46	0.36
18/04/2011 16:00	1.185	10.63	0.36
18/04/2011 17:00	1.19	10.53	0.36
18/04/2011 18:00	1.197	10.53	0.36

18/04/2011 19:00	1.196	10.52	0.36
18/04/2011 20:00	1.199	10.48	0.36
18/04/2011 21:00	1.193	10.51	0.36
18/04/2011 22:00	1.195	10.56	0.36
18/04/2011 23:00	1.197	10.52	0.36
19/04/2011 00:00	1.194	10.5	0.36
19/04/2011 01:00	1.198	10.54	0.36
19/04/2011 02:00	1.198	10.52	0.36
19/04/2011 03:00	1.195	10.49	0.36
19/04/2011 04:00	1.199	10.52	0.36
19/04/2011 05:00	1.195	10.5	0.36
19/04/2011 06:00	1.193	10.5	0.36
19/04/2011 07:00	1.191	10.5	0.36
19/04/2011 08:00	1.188	10.52	0.36
19/04/2011 09:00	1.185	10.5	0.36
19/04/2011 10:00	1.183	10.51	0.36
19/04/2011 11:00	1.178	10.43	0.36
19/04/2011 12:00	1.18	10.47	0.36
19/04/2011 13:00	1.177	10.44	0.36
19/04/2011 14:00	1.177	10.45	0.36
19/04/2011 15:00	1.177	10.49	0.36
19/04/2011 16:00	1.175	10.51	0.36
19/04/2011 17:00	1.188	10.52	0.36
19/04/2011 18:00	1.191	10.5	0.36
19/04/2011 19:00	1.192	10.48	0.36
19/04/2011 20:00	1.192	10.49	0.36
19/04/2011 21:00	1.191	10.44	0.36
19/04/2011 22:00	1.191	10.5	0.36
19/04/2011 23:00	1.193	10.52	0.36
20/04/2011 00:00	1.188	10.51	0.36
20/04/2011 01:00	1.193	10.5	0.36
20/04/2011 02:00	1.192	10.47	0.36
20/04/2011 03:00	1.191	10.49	0.36
20/04/2011 04:00	1.19	10.51	0.36
20/04/2011 05:00	1.193	10.5	0.36
20/04/2011 06:00	1.19	10.5	0.36
20/04/2011 07:00	1.188	10.51	0.36
20/04/2011 08:00	1.184	10.49	0.36
20/04/2011 09:00	1.178	10.52	0.36
20/04/2011 10:00	1.175	10.5	0.36
20/04/2011 11:00	1.175	10.49	0.36
20/04/2011 12:00	1.188	10.49	0.36
20/04/2011 13:00	1.183	10.52	0.36
20/04/2011 14:00	1.184	10.47	0.36
20/04/2011 15:00	1.18	10.49	0.36
20/04/2011 16:00	1.188	10.48	0.36
20/04/2011 17:00	1.188	10.5	0.36
20/04/2011 18:00	1.187	10.5	0.36
20/04/2011 19:00	1.187	10.5	0.36
20/04/2011 20:00	1.186	10.48	0.36
20/04/2011 21:00	1.186	10.5	0.36
20/04/2011 22:00	1.188	10.52	0.36
20/04/2011 23:00	1.185	10.51	0.36
21/04/2011 00:00	1.188	10.49	0.36
21/04/2011 01:00	1.192	10.48	0.36
21/04/2011 02:00	1.188	10.51	0.36
21/04/2011 03:00	1.194	10.48	0.36
21/04/2011 04:00	1.19	10.5	0.36
21/04/2011 05:00	1.188	10.51	0.36

21/04/2011 06:00	1.191	10.49	0.36
21/04/2011 07:00	1.187	10.49	0.36
21/04/2011 08:00	1.185	10.51	0.36
21/04/2011 09:00	1.179	10.43	0.36
21/04/2011 10:00	1.183	10.42	0.36
21/04/2011 11:00	1.177	10.52	0.36
21/04/2011 12:00	1.177	10.51	0.36
21/04/2011 13:00	1.18	10.48	0.36
21/04/2011 14:00	1.178	10.5	0.36
21/04/2011 15:00	1.181	10.48	0.36
21/04/2011 16:00	1.182	10.49	0.36
21/04/2011 17:00	1.185	10.47	0.36
21/04/2011 18:00	1.189	10.51	0.36
21/04/2011 19:00	1.193	10.49	0.36
21/04/2011 20:00	1.187	10.49	0.36
21/04/2011 21:00	1.19	10.48	0.36
21/04/2011 22:00	1.189	10.51	0.36
21/04/2011 23:00	1.194	10.47	0.36
22/04/2011 00:00	1.189	10.49	0.36
22/04/2011 01:00	1.192	10.47	0.36
22/04/2011 02:00	1.189	10.5	0.36
22/04/2011 03:00	1.19	10.51	0.36
22/04/2011 04:00	1.19	10.49	0.36
22/04/2011 05:00	1.187	10.51	0.36
22/04/2011 06:00	1.19	10.51	0.36
22/04/2011 07:00	1.187	10.49	0.36
22/04/2011 08:00	1.185	10.5	0.36
22/04/2011 09:00	1.183	10.46	0.36
22/04/2011 10:00	1.174	10.49	0.36
22/04/2011 11:00	1.178	10.49	0.36
22/04/2011 12:00	1.176	10.5	0.36
22/04/2011 13:00	1.177	10.48	0.36
22/04/2011 14:00	1.178	10.47	0.36
22/04/2011 15:00	1.18	10.52	0.36
22/04/2011 16:00	1.187	10.48	0.36
22/04/2011 17:00	1.181	10.5	0.36
22/04/2011 18:00	1.186	10.49	0.36
22/04/2011 19:00	1.187	10.5	0.36
22/04/2011 20:00	1.194	10.48	0.36
22/04/2011 21:00	1.191	10.45	0.36
22/04/2011 22:00	1.193	10.46	0.36
22/04/2011 23:00	1.193	10.46	0.36
23/04/2011 00:00	1.193	10.47	0.36
23/04/2011 01:00	1.189	10.46	0.36
23/04/2011 02:00	1.189	10.48	0.36
23/04/2011 03:00	1.189	10.47	0.36
23/04/2011 04:00	1.19	10.47	0.36
23/04/2011 05:00	1.185	10.52	0.36
23/04/2011 06:00	1.189	10.49	0.36
23/04/2011 07:00	1.187	10.5	0.36
23/04/2011 08:00	1.18	10.46	0.36
23/04/2011 09:00	1.174	10.44	0.36
23/04/2011 10:00	1.172	10.46	0.36
23/04/2011 11:00	1.173	10.45	0.36
23/04/2011 12:00	1.175	10.48	0.36
23/04/2011 13:00	1.177	10.5	0.36
23/04/2011 14:00	1.18	10.48	0.36
23/04/2011 15:00	1.182	10.49	0.36
23/04/2011 16:00	1.181	10.5	0.36

23/04/2011 17:00	1.188	10.48	0.36
23/04/2011 18:00	1.19	10.46	0.36
23/04/2011 19:00	1.188	10.5	0.36
23/04/2011 20:00	1.188	10.46	0.36
23/04/2011 21:00	1.186	10.48	0.36
23/04/2011 22:00	1.185	10.43	0.36
23/04/2011 23:00	1.186	10.46	0.36
24/04/2011 00:00	1.187	10.47	0.36
24/04/2011 01:00	1.188	10.49	0.36
24/04/2011 02:00	1.182	10.45	0.36
24/04/2011 03:00	1.182	10.48	0.36
24/04/2011 04:00	1.187	10.47	0.36
24/04/2011 05:00	1.183	10.49	0.36
24/04/2011 06:00	1.186	10.47	0.36
24/04/2011 07:00	1.179	10.47	0.36
24/04/2011 08:00	1.173	10.47	0.36
24/04/2011 09:00	1.169	10.49	0.36
24/04/2011 10:00	1.17	10.41	0.36
24/04/2011 11:00	1.168	10.47	0.36
24/04/2011 12:00	1.171	10.51	0.36
24/04/2011 13:00	1.167	10.49	0.36
24/04/2011 14:00	1.166	10.42	0.36
24/04/2011 15:00	1.174	10.51	0.36
24/04/2011 16:00	1.177	10.44	0.36
24/04/2011 17:00	1.179	10.49	0.36
24/04/2011 18:00	1.181	10.5	0.36
24/04/2011 19:00	1.188	10.49	0.36
24/04/2011 20:00	1.187	10.47	0.36
24/04/2011 21:00	1.182	10.45	0.36
24/04/2011 22:00	1.187	10.44	0.36
24/04/2011 23:00	1.183	10.5	0.36
25/04/2011 00:00	1.189	10.49	0.36
25/04/2011 01:00	1.186	10.48	0.36
25/04/2011 02:00	1.186	10.48	0.36
25/04/2011 03:00	1.18	10.51	0.36
25/04/2011 04:00	1.182	10.47	0.36
25/04/2011 05:00	1.184	10.47	0.36
25/04/2011 06:00	1.178	10.44	0.36
25/04/2011 07:00	1.177	10.42	0.36
25/04/2011 08:00	1.174	10.48	0.36
25/04/2011 09:00	1.172	10.49	0.36
25/04/2011 10:00	1.17	10.48	0.36
25/04/2011 11:00	1.17	10.5	0.36
25/04/2011 12:00	1.167	10.45	0.36
25/04/2011 13:00	1.171	10.47	0.36
25/04/2011 14:00	1.171	10.4	0.36
25/04/2011 15:00	1.171	10.47	0.36
25/04/2011 16:00	1.168	10.41	0.36
25/04/2011 17:00	1.173	10.42	0.36
25/04/2011 18:00	1.178	10.39	0.36
25/04/2011 19:00	1.184	10.41	0.36
25/04/2011 20:00	1.179	10.45	0.36
25/04/2011 21:00	1.179	10.44	0.36
25/04/2011 22:00	1.184	10.48	0.36
25/04/2011 23:00	1.18	10.48	0.36
26/04/2011 00:00	1.18	10.49	0.36
26/04/2011 01:00	1.181	10.5	0.36
26/04/2011 02:00	1.182	10.42	0.36
26/04/2011 03:00	1.179	10.47	0.36

26/04/2011 04:00	1.181	10.44	0.36
26/04/2011 05:00	1.183	10.48	0.36
26/04/2011 06:00	1.179	10.5	0.36
26/04/2011 07:00	1.18	10.47	0.36
26/04/2011 08:00	1.177	10.48	0.36
26/04/2011 09:00	1.176	10.48	0.36
26/04/2011 10:00	1.17	10.47	0.36
26/04/2011 11:00	1.169	10.46	0.36
26/04/2011 12:00	1.166	10.44	0.36
26/04/2011 13:00	1.165	10.48	0.36
26/04/2011 14:00	1.172	10.47	0.36
26/04/2011 15:00	1.175	10.48	0.36
26/04/2011 16:00	1.174	10.5	0.36
26/04/2011 17:00	1.176	10.48	0.36
26/04/2011 18:00	1.178	10.4	0.36
26/04/2011 19:00	1.178	10.5	0.36
26/04/2011 20:00	1.179	10.4	0.36
26/04/2011 21:00	1.177	10.44	0.36
26/04/2011 22:00	1.179	10.48	0.36
26/04/2011 23:00	1.181	10.41	0.36
27/04/2011 00:00	1.181	10.4	0.36
27/04/2011 01:00	1.18	10.52	0.36
27/04/2011 02:00	1.177	10.49	0.36
27/04/2011 03:00	1.175	10.51	0.36
27/04/2011 04:00	1.179	10.47	0.36
27/04/2011 05:00	1.176	10.47	0.36
27/04/2011 06:00	1.177	10.48	0.36
27/04/2011 07:00	1.175	10.42	0.36
27/04/2011 08:00	1.177	10.46	0.36
27/04/2011 09:00	1.171	10.49	0.36
27/04/2011 10:00	1.17	10.48	0.36
27/04/2011 11:00	1.166	10.44	0.36
27/04/2011 12:00	1.171	10.47	0.36
27/04/2011 13:00	1.167	10.46	0.36
27/04/2011 14:00	1.167	10.5	0.36
27/04/2011 15:00	1.169	10.47	0.36
27/04/2011 16:00	1.172	10.45	0.36
27/04/2011 17:00	1.169	10.48	0.36
27/04/2011 18:00	1.173	10.51	0.36
27/04/2011 19:00	1.178	10.46	0.36
27/04/2011 20:00	1.179	10.47	0.36
27/04/2011 21:00	1.18	10.46	0.36
27/04/2011 22:00	1.179	10.41	0.36
27/04/2011 23:00	1.178	10.47	0.36
28/04/2011 00:00	1.179	10.47	0.36
28/04/2011 01:00	1.179	10.43	0.36
28/04/2011 02:00	1.18	10.49	0.36
28/04/2011 03:00	1.178	10.45	0.36
28/04/2011 04:00	1.179	10.48	0.36
28/04/2011 05:00	1.179	10.46	0.36
28/04/2011 06:00	1.18	10.46	0.36
28/04/2011 07:00	1.179	10.48	0.36
28/04/2011 08:00	1.178	10.47	0.36
28/04/2011 09:00	1.175	10.43	0.36
28/04/2011 10:00	1.173	10.46	0.36
28/04/2011 11:00	1.171	10.46	0.36
28/04/2011 12:00	1.166	10.49	0.36
28/04/2011 13:00	1.167	10.45	0.36
28/04/2011 14:00	1.168	10.49	0.36

28/04/2011 15:00	1.169	10.48	0.36
28/04/2011 16:00	1.175	10.48	0.36
28/04/2011 17:00	1.177	10.41	0.36
28/04/2011 18:00	1.179	10.46	0.36
28/04/2011 19:00	1.179	10.5	0.36
28/04/2011 20:00	1.181	10.45	0.36
28/04/2011 21:00	1.176	10.42	0.36
28/04/2011 22:00	1.178	10.46	0.36
28/04/2011 23:00	1.179	10.47	0.36
29/04/2011 00:00	1.181	10.47	0.36
29/04/2011 01:00	1.183	10.47	0.36
29/04/2011 02:00	1.184	10.47	0.36
29/04/2011 03:00	1.178	10.5	0.36
29/04/2011 04:00	1.18	10.47	0.36
29/04/2011 05:00	1.179	10.47	0.36
29/04/2011 06:00	1.179	10.45	0.36
29/04/2011 07:00	1.18	10.45	0.36
29/04/2011 08:00	1.173	10.46	0.36
29/04/2011 09:00	1.175	10.47	0.36
29/04/2011 10:00	1.166	10.39	0.36
29/04/2011 11:00	1.162	10.37	0.36
29/04/2011 12:00	1.166	10.48	0.36
29/04/2011 13:00	1.172	10.46	0.36
29/04/2011 14:00	1.171	10.41	0.36
29/04/2011 15:00	1.169	10.5	0.36
29/04/2011 16:00	1.172	10.47	0.36
29/04/2011 17:00	1.175	10.5	0.36
29/04/2011 18:00	1.178	10.45	0.36
29/04/2011 19:00	1.18	10.47	0.36
29/04/2011 20:00	1.18	10.49	0.36
29/04/2011 21:00	1.177	10.47	0.36
29/04/2011 22:00	1.179	10.39	0.36
29/04/2011 23:00	1.176	10.46	0.36
30/04/2011 00:00	1.179	10.46	0.36
30/04/2011 01:00	1.179	10.47	0.36
30/04/2011 02:00	1.178	10.49	0.36
30/04/2011 03:00	1.18	10.47	0.36
30/04/2011 04:00	1.179	10.46	0.36
30/04/2011 05:00	1.174	10.46	0.36
30/04/2011 06:00	1.178	10.45	0.36
30/04/2011 07:00	1.175	10.44	0.36
30/04/2011 08:00	1.178	10.4	0.36
30/04/2011 09:00	1.167	10.43	0.36
30/04/2011 10:00	1.169	10.41	0.36
30/04/2011 11:00	1.167	10.42	0.36
30/04/2011 12:00	1.164	10.46	0.36
30/04/2011 13:00	1.163	10.43	0.36
30/04/2011 14:00	1.164	10.45	0.36
30/04/2011 15:00	1.163	10.45	0.36
30/04/2011 16:00	1.166	10.44	0.36
30/04/2011 17:00	1.171	10.48	0.36
30/04/2011 18:00	1.172	10.48	0.36
30/04/2011 19:00	1.179	10.49	0.36
30/04/2011 20:00	1.178	10.46	0.36
30/04/2011 21:00	1.178	10.48	0.36
30/04/2011 22:00	1.17	10.44	0.36
30/04/2011 23:00	1.174	10.44	0.36
01/05/2011 00:00	1.172	10.45	0.36
01/05/2011 01:00	1.173	10.46	0.36

01/05/2011 02:00	1.174	10.41	0.36
01/05/2011 03:00	1.174	10.44	0.36
01/05/2011 04:00	1.175	10.37	0.36
01/05/2011 05:00	1.176	10.46	0.36
01/05/2011 06:00	1.172	10.38	0.36
01/05/2011 07:00	1.171	10.44	0.36
01/05/2011 08:00	1.167	10.49	0.36
01/05/2011 09:00	1.163	10.45	0.36
01/05/2011 10:00	1.165	10.47	0.36
01/05/2011 11:00	1.164	10.46	0.36
01/05/2011 12:00	1.16	10.47	0.36
01/05/2011 13:00	1.161	10.41	0.36
01/05/2011 14:00	1.163	10.49	0.36
01/05/2011 15:00	1.161	10.45	0.36
01/05/2011 16:00	1.162	10.45	0.36
01/05/2011 17:00	1.163	10.47	0.36
01/05/2011 18:00	1.166	10.4	0.36
01/05/2011 19:00	1.175	10.48	0.36
01/05/2011 20:00	1.173	10.45	0.36
01/05/2011 21:00	1.175	10.46	0.36
01/05/2011 22:00	1.174	10.45	0.36
01/05/2011 23:00	1.177	10.4	0.36
02/05/2011 00:00	1.173	10.45	0.36
02/05/2011 01:00	1.175	10.46	0.36
02/05/2011 02:00	1.174	10.46	0.36
02/05/2011 03:00	1.173	10.38	0.36
02/05/2011 04:00	1.172	10.39	0.36
02/05/2011 05:00	1.172	10.48	0.36
02/05/2011 06:00	1.175	10.47	0.36
02/05/2011 07:00	1.17	10.45	0.36
02/05/2011 08:00	1.164	10.4	0.36
02/05/2011 09:00	1.166	10.47	0.36
02/05/2011 10:00	1.16	10.46	0.36
02/05/2011 11:00	1.163	10.45	0.36
02/05/2011 12:00	1.157	10.44	0.36
02/05/2011 13:00	1.16	10.45	0.36
02/05/2011 14:00	1.161	10.46	0.36
02/05/2011 15:00	1.16	10.4	0.36
02/05/2011 16:00	1.164	10.4	0.36
02/05/2011 17:00	1.164	10.46	0.36
02/05/2011 18:00	1.161	10.43	0.36
02/05/2011 19:00	1.167	10.45	0.36
02/05/2011 20:00	1.169	10.44	0.36
02/05/2011 21:00	1.169	10.41	0.36
02/05/2011 22:00	1.173	10.41	0.36
02/05/2011 23:00	1.17	10.43	0.36
03/05/2011 00:00	1.17	10.46	0.36
03/05/2011 01:00	1.166	10.42	0.36
03/05/2011 02:00	1.169	10.48	0.36
03/05/2011 03:00	1.17	10.47	0.36
03/05/2011 04:00	1.169	10.47	0.36
03/05/2011 05:00	1.168	10.45	0.36
03/05/2011 06:00	1.167	10.44	0.36
03/05/2011 07:00	1.165	10.46	0.36
03/05/2011 08:00	1.158	10.45	0.36
03/05/2011 09:00	1.155	10.43	0.36
03/05/2011 10:00	1.154	10.43	0.36
03/05/2011 11:00	1.156	10.43	0.36
03/05/2011 12:00	1.156	10.43	0.36

03/05/2011 13:00	1.154	10.47	0.36
03/05/2011 14:00	1.153	10.46	0.36
03/05/2011 15:00	1.155	10.46	0.36
03/05/2011 16:00	1.154	10.45	0.36
03/05/2011 17:00	1.158	10.46	0.36
03/05/2011 18:00	1.16	10.43	0.36
03/05/2011 19:00	1.163	10.38	0.36
03/05/2011 20:00	1.163	10.43	0.36
03/05/2011 21:00	1.168	10.46	0.36
03/05/2011 22:00	1.17	10.4	0.36
03/05/2011 23:00	1.166	10.43	0.36
04/05/2011 00:00	1.164	10.46	0.36
04/05/2011 01:00	1.169	10.43	0.36
04/05/2011 02:00	1.164	10.44	0.36
04/05/2011 03:00	1.165	10.44	0.36
04/05/2011 04:00	1.167	10.45	0.36
04/05/2011 05:00	1.166	10.44	0.36
04/05/2011 06:00	1.169	10.44	0.36
04/05/2011 07:00	1.163	10.44	0.36
04/05/2011 08:00	1.16	10.41	0.36
04/05/2011 09:00	1.151	10.44	0.36
04/05/2011 10:00	1.155	10.46	0.36
04/05/2011 11:00	1.148	10.44	0.36
04/05/2011 12:00	1.151	10.43	0.36
04/05/2011 13:00	1.152	10.41	0.36
04/05/2011 14:00	1.151	10.42	0.36
04/05/2011 15:00	1.153	10.45	0.36
04/05/2011 16:00	1.162	10.41	0.36
04/05/2011 17:00	1.167	10.48	0.36
04/05/2011 18:00	1.163	10.46	0.36
04/05/2011 19:00	1.171	10.46	0.35
04/05/2011 20:00	1.171	10.42	0.35
04/05/2011 21:00	1.171	10.47	0.35
04/05/2011 22:00	1.171	10.45	0.35
04/05/2011 23:00	1.175	10.46	0.35
05/05/2011 00:00	1.17	10.44	0.35
05/05/2011 01:00	1.173	10.45	0.35
05/05/2011 02:00	1.169	10.42	0.35
05/05/2011 03:00	1.17	10.45	0.35
05/05/2011 04:00	1.172	10.42	0.35
05/05/2011 05:00	1.174	10.43	0.35
05/05/2011 06:00	1.172	10.46	0.35
05/05/2011 07:00	1.164	10.44	0.35
05/05/2011 08:00	1.166	10.45	0.35
05/05/2011 09:00	1.156	10.46	0.35
05/05/2011 10:00	1.155	10.45	0.35
05/05/2011 11:00	1.153	10.44	0.35
05/05/2011 12:00	1.154	10.44	0.35
05/05/2011 13:00	1.157	10.44	0.35
05/05/2011 14:00	1.152	10.44	0.35
05/05/2011 15:00	1.16	10.46	0.35
05/05/2011 16:00	1.163	10.4	0.35
05/05/2011 17:00	1.165	10.43	0.35
05/05/2011 18:00	1.167	10.45	0.35
05/05/2011 19:00	1.173	10.41	0.35
05/05/2011 20:00	1.174	10.46	0.35
05/05/2011 21:00	1.165	10.43	0.35
05/05/2011 22:00	1.169	10.44	0.35
05/05/2011 23:00	1.171	10.43	0.35

06/05/2011 00:00	1.169	10.4	0.35
06/05/2011 01:00	1.169	10.45	0.35
06/05/2011 02:00	1.166	10.45	0.35
06/05/2011 03:00	1.17	10.46	0.35
06/05/2011 04:00	1.172	10.44	0.35
06/05/2011 05:00	1.171	10.43	0.35
06/05/2011 06:00	1.174	10.41	0.35
06/05/2011 07:00	1.169	10.42	0.35
06/05/2011 08:00	1.16	10.44	0.35
06/05/2011 09:00	1.154	10.45	0.35
06/05/2011 10:00	1.155	10.45	0.35
06/05/2011 11:00	1.153	10.44	0.35
06/05/2011 12:00	1.151	10.44	0.35
06/05/2011 13:00	1.151	10.44	0.35
06/05/2011 14:00	1.146	10.44	0.35
06/05/2011 15:00	1.148	10.44	0.35
06/05/2011 16:00	1.156	10.42	0.35
06/05/2011 17:00	1.158	10.43	0.35
06/05/2011 18:00	1.159	10.43	0.35
06/05/2011 19:00	1.163	10.45	0.35
06/05/2011 20:00	1.168	10.42	0.35
06/05/2011 21:00	1.171	10.42	0.35
06/05/2011 22:00	1.167	10.43	0.35
06/05/2011 23:00	1.168	10.45	0.35
07/05/2011 00:00	1.169	10.44	0.35
07/05/2011 01:00	1.169	10.44	0.35
07/05/2011 02:00	1.17	10.45	0.35
07/05/2011 03:00	1.167	10.45	0.35
07/05/2011 04:00	1.167	10.43	0.35
07/05/2011 05:00	1.168	10.47	0.35
07/05/2011 06:00	1.169	10.43	0.35
07/05/2011 07:00	1.166	10.43	0.35
07/05/2011 08:00	1.16	10.4	0.35
07/05/2011 09:00	1.151	10.42	0.35
07/05/2011 10:00	1.157	10.41	0.35
07/05/2011 11:00	1.151	10.41	0.35
07/05/2011 12:00	1.152	10.43	0.35
07/05/2011 13:00	1.151	10.43	0.35
07/05/2011 14:00	1.15	10.43	0.35
07/05/2011 15:00	1.153	10.39	0.35
07/05/2011 16:00	1.155	10.43	0.35
07/05/2011 17:00	1.159	10.43	0.35
07/05/2011 18:00	1.162	10.43	0.35
07/05/2011 19:00	1.165	10.41	0.35
07/05/2011 20:00	1.164	10.44	0.35
07/05/2011 21:00	1.168	10.45	0.35
07/05/2011 22:00	1.17	10.44	0.35
07/05/2011 23:00	1.168	10.42	0.35
08/05/2011 00:00	1.162	10.44	0.35
08/05/2011 01:00	1.163	10.42	0.35
08/05/2011 02:00	1.164	10.45	0.35
08/05/2011 03:00	1.164	10.39	0.35
08/05/2011 04:00	1.165	10.41	0.35
08/05/2011 05:00	1.16	10.43	0.35
08/05/2011 06:00	1.162	10.43	0.35
08/05/2011 07:00	1.161	10.43	0.35
08/05/2011 08:00	1.164	10.4	0.35
08/05/2011 09:00	1.159	10.43	0.35
08/05/2011 10:00	1.152	10.38	0.35

08/05/2011 11:00	1.144	10.44	0.35
08/05/2011 12:00	1.15	10.43	0.35
08/05/2011 13:00	1.147	10.42	0.35
08/05/2011 14:00	1.148	10.42	0.35
08/05/2011 15:00	1.146	10.42	0.35
08/05/2011 16:00	1.15	10.41	0.35
08/05/2011 17:00	1.147	10.42	0.35
08/05/2011 18:00	1.155	10.39	0.35
08/05/2011 19:00	1.161	10.44	0.35
08/05/2011 20:00	1.163	10.42	0.35
08/05/2011 21:00	1.163	10.44	0.35
08/05/2011 22:00	1.161	10.44	0.35
08/05/2011 23:00	1.162	10.43	0.35
09/05/2011 00:00	1.161	10.41	0.35
09/05/2011 01:00	1.163	10.41	0.35
09/05/2011 02:00	1.16	10.43	0.35
09/05/2011 03:00	1.159	10.43	0.35
09/05/2011 04:00	1.162	10.42	0.35
09/05/2011 05:00	1.162	10.42	0.35
09/05/2011 06:00	1.163	10.42	0.35
09/05/2011 07:00	1.159	10.41	0.35
09/05/2011 08:00	1.153	10.42	0.35
09/05/2011 09:00	1.144	10.43	0.35
09/05/2011 10:00	1.147	10.43	0.35
09/05/2011 11:00	1.144	10.43	0.35
09/05/2011 12:00	1.143	10.43	0.35
09/05/2011 13:00	1.147	10.41	0.35
09/05/2011 14:00	1.146	10.42	0.35
09/05/2011 15:00	1.148	10.44	0.35
09/05/2011 16:00	1.146	10.43	0.35
09/05/2011 17:00	1.149	10.5	0.36
09/05/2011 18:00	1.152	10.44	0.36
09/05/2011 19:00	1.161	10.42	0.36
09/05/2011 20:00	1.157	10.45	0.36
09/05/2011 21:00	1.159	10.41	0.36
09/05/2011 22:00	1.16	10.41	0.36
09/05/2011 23:00	1.159	10.44	0.36
10/05/2011 00:00	1.157	10.43	0.36
10/05/2011 01:00	1.159	10.43	0.36
10/05/2011 02:00	1.16	10.41	0.36
10/05/2011 03:00	1.161	10.42	0.36
10/05/2011 04:00	1.161	10.43	0.36
10/05/2011 05:00	1.163	10.41	0.36
10/05/2011 06:00	1.159	10.41	0.36
10/05/2011 07:00	1.156	10.38	0.36
10/05/2011 08:00	1.143	10.39	0.36
10/05/2011 09:00	1.141	10.4	0.36
10/05/2011 10:00	1.146	10.4	0.36
10/05/2011 11:00	1.15	10.38	0.36
10/05/2011 12:00	1.149	10.44	0.36
10/05/2011 13:00	1.148	10.39	0.36
10/05/2011 14:00	1.146	10.41	0.36
10/05/2011 15:00	1.149	10.42	0.36
10/05/2011 16:00	1.152	10.38	0.36
10/05/2011 17:00	1.148	10.39	0.36
10/05/2011 18:00	1.154	10.39	0.36
10/05/2011 19:00	1.158	10.4	0.36
10/05/2011 20:00	1.159	10.41	0.36
10/05/2011 21:00	1.159	10.4	0.36

10/05/2011 22:00	1.156	10.4	0.36
10/05/2011 23:00	1.159	10.36	0.36
11/05/2011 00:00	1.155	10.39	0.36
11/05/2011 01:00	1.158	10.41	0.36
11/05/2011 02:00	1.157	10.39	0.36
11/05/2011 03:00	1.156	10.37	0.36
11/05/2011 04:00	1.156	10.43	0.36
11/05/2011 05:00	1.156	10.4	0.36
11/05/2011 06:00	1.156	10.41	0.36
11/05/2011 07:00	1.148	10.41	0.36
11/05/2011 08:00	1.143	10.36	0.36
11/05/2011 09:00	1.139	10.38	0.36
11/05/2011 10:00	1.139	10.39	0.36
11/05/2011 11:00	1.142	10.42	0.36
11/05/2011 12:00	1.15	10.4	0.36
11/05/2011 13:00	1.155	10.4	0.36
11/05/2011 14:00	1.155	10.42	0.36
11/05/2011 15:00	1.15	10.42	0.36
11/05/2011 16:00	1.154	10.41	0.36
11/05/2011 17:00	1.159	10.41	0.36
11/05/2011 18:00	1.152	10.38	0.36
11/05/2011 19:00	1.157	10.38	0.36
11/05/2011 20:00	1.155	10.43	0.36
11/05/2011 21:00	1.153	10.39	0.36
11/05/2011 22:00	1.157	10.41	0.36
11/05/2011 23:00	1.159	10.4	0.36
12/05/2011 00:00	1.157	10.42	0.36
12/05/2011 01:00	1.159	10.4	0.36
12/05/2011 02:00	1.156	10.41	0.36
12/05/2011 03:00	1.155	10.41	0.36
12/05/2011 04:00	1.154	10.39	0.36
12/05/2011 05:00	1.156	10.4	0.36
12/05/2011 06:00	1.154	10.42	0.36
12/05/2011 07:00	1.152	10.4	0.36
12/05/2011 08:00	1.142	10.43	0.36
12/05/2011 09:00	1.14	10.39	0.36
12/05/2011 10:00	1.141	10.43	0.36
12/05/2011 11:00	1.139	10.39	0.36
12/05/2011 12:00	1.141	10.37	0.36
12/05/2011 13:00	1.141	10.43	0.36
12/05/2011 14:00	1.144	10.41	0.36
12/05/2011 15:00	1.149	10.41	0.36
12/05/2011 16:00	1.151	10.4	0.36
12/05/2011 17:00	1.151	10.41	0.36
12/05/2011 18:00	1.149	10.41	0.36
12/05/2011 19:00	1.151	10.39	0.36
12/05/2011 20:00	1.153	10.41	0.36
12/05/2011 21:00	1.153	10.39	0.36
12/05/2011 22:00	1.155	10.39	0.36
12/05/2011 23:00	1.156	10.43	0.36
13/05/2011 00:00	1.154	10.41	0.36
13/05/2011 01:00	1.154	10.4	0.36
13/05/2011 02:00	1.155	10.39	0.36
13/05/2011 03:00	1.153	10.39	0.36
13/05/2011 04:00	1.153	10.42	0.36
13/05/2011 05:00	1.153	10.44	0.36
13/05/2011 06:00	1.151	10.42	0.36
13/05/2011 07:00	1.146	10.41	0.36
13/05/2011 08:00	1.141	10.41	0.36

13/05/2011 09:00	1.137	10.37	0.36
13/05/2011 10:00	1.137	10.43	0.36
13/05/2011 11:00	1.141	10.38	0.36
13/05/2011 12:00	1.143	10.42	0.36
13/05/2011 13:00	1.141	10.39	0.36
13/05/2011 14:00	1.142	10.4	0.36
13/05/2011 15:00	1.141	10.39	0.36
13/05/2011 16:00	1.146	10.39	0.36
13/05/2011 17:00	1.143	10.43	0.36
13/05/2011 18:00	1.148	10.42	0.36
13/05/2011 19:00	1.152	10.39	0.36
13/05/2011 20:00	1.154	10.42	0.36
13/05/2011 21:00	1.154	10.41	0.36
13/05/2011 22:00	1.156	10.4	0.36
13/05/2011 23:00	1.153	10.38	0.36
14/05/2011 00:00	1.154	10.41	0.36
14/05/2011 01:00	1.156	10.4	0.36
14/05/2011 02:00	1.151	10.42	0.36
14/05/2011 03:00	1.157	10.35	0.36
14/05/2011 04:00	1.151	10.39	0.36
14/05/2011 05:00	1.153	10.36	0.36
14/05/2011 06:00	1.153	10.42	0.36
14/05/2011 07:00	1.146	10.39	0.36
14/05/2011 08:00	1.138	10.37	0.36
14/05/2011 09:00	1.135	10.39	0.36
14/05/2011 10:00	1.137	10.39	0.36
14/05/2011 11:00	1.135	10.41	0.36
14/05/2011 12:00	1.144	10.42	0.36
14/05/2011 13:00	1.142	10.4	0.36
14/05/2011 14:00	1.148	10.39	0.36
14/05/2011 15:00	1.144	10.37	0.36
14/05/2011 16:00	1.151	10.41	0.36
14/05/2011 17:00	1.149	10.41	0.36
14/05/2011 18:00	1.15	10.41	0.36
14/05/2011 19:00	1.148	10.4	0.36
14/05/2011 20:00	1.151	10.36	0.36
14/05/2011 21:00	1.151	10.39	0.36
14/05/2011 22:00	1.153	10.32	0.36
14/05/2011 23:00	1.153	10.4	0.36
15/05/2011 00:00	1.147	10.39	0.36
15/05/2011 01:00	1.148	10.39	0.36
15/05/2011 02:00	1.149	10.41	0.36
15/05/2011 03:00	1.147	10.38	0.36
15/05/2011 04:00	1.148	10.4	0.36
15/05/2011 05:00	1.15	10.39	0.36
15/05/2011 06:00	1.147	10.37	0.36
15/05/2011 07:00	1.141	10.37	0.36
15/05/2011 08:00	1.134	10.36	0.36
15/05/2011 09:00	1.132	10.35	0.36
15/05/2011 10:00	1.133	10.37	0.36
15/05/2011 11:00	1.135	10.38	0.36
15/05/2011 12:00	1.138	10.4	0.36
15/05/2011 13:00	1.134	10.39	0.36
15/05/2011 14:00	1.141	10.38	0.36
15/05/2011 15:00	1.14	10.36	0.36
15/05/2011 16:00	1.141	10.42	0.36
15/05/2011 17:00	1.142	10.41	0.36
15/05/2011 18:00	1.139	10.37	0.36
15/05/2011 19:00	1.145	10.39	0.36

15/05/2011 20:00	1.147	10.38	0.36
15/05/2011 21:00	1.149	10.41	0.36
15/05/2011 22:00	1.145	10.36	0.36
15/05/2011 23:00	1.15	10.41	0.36
16/05/2011 00:00	1.148	10.39	0.36
16/05/2011 01:00	1.149	10.42	0.36
16/05/2011 02:00	1.151	10.37	0.36
16/05/2011 03:00	1.151	10.41	0.36
16/05/2011 04:00	1.152	10.41	0.36
16/05/2011 05:00	1.147	10.41	0.36
16/05/2011 06:00	1.147	10.35	0.36
16/05/2011 07:00	1.147	10.39	0.36
16/05/2011 08:00	1.14	10.37	0.36
16/05/2011 09:00	1.138	10.4	0.36
16/05/2011 10:00	1.139	10.4	0.36
16/05/2011 11:00	1.133	10.37	0.36
16/05/2011 12:00	1.13	10.37	0.36
16/05/2011 13:00	1.129	10.36	0.36
16/05/2011 14:00	1.133	10.41	0.36
16/05/2011 15:00	1.131	10.39	0.36
16/05/2011 16:00	1.134	10.37	0.36
16/05/2011 17:00	1.134	10.37	0.36
16/05/2011 18:00	1.136	10.39	0.36
16/05/2011 19:00	1.136	10.37	0.36
16/05/2011 20:00	1.138	10.38	0.36
16/05/2011 21:00	1.14	10.38	0.36
16/05/2011 22:00	1.14	10.39	0.36
16/05/2011 23:00	1.147	10.4	0.36
17/05/2011 00:00	1.148	10.37	0.36
17/05/2011 01:00	1.149	10.37	0.36
17/05/2011 02:00	1.147	10.34	0.36
17/05/2011 03:00	1.148	10.38	0.36
17/05/2011 04:00	1.147	10.37	0.36
17/05/2011 05:00	1.147	10.4	0.36
17/05/2011 06:00	1.144	10.42	0.36
17/05/2011 07:00	1.146	10.35	0.36
17/05/2011 08:00	1.142	10.38	0.36
17/05/2011 09:00	1.132	10.39	0.36
17/05/2011 10:00	1.134	10.39	0.36
17/05/2011 11:00	1.132	10.41	0.36
17/05/2011 12:00	1.132	10.4	0.36
17/05/2011 13:00	1.134	10.4	0.36
17/05/2011 14:00	1.137	10.36	0.36
17/05/2011 15:00	1.136	10.4	0.36
17/05/2011 16:00	1.14	10.39	0.36
17/05/2011 17:00	1.14	10.36	0.36
17/05/2011 18:00	1.143	10.38	0.36
17/05/2011 19:00	1.139	10.38	0.36
17/05/2011 20:00	1.144	10.37	0.36
17/05/2011 21:00	1.143	10.39	0.36
17/05/2011 22:00	1.145	10.39	0.36
17/05/2011 23:00	1.147	10.39	0.36
18/05/2011 00:00	1.146	10.37	0.36
18/05/2011 01:00	1.144	10.39	0.36
18/05/2011 02:00	1.144	10.38	0.36
18/05/2011 03:00	1.147	10.34	0.36
18/05/2011 04:00	1.146	10.42	0.36
18/05/2011 05:00	1.148	10.42	0.36
18/05/2011 06:00	1.142	10.41	0.36

18/05/2011 07:00	1.147	10.39	0.36
18/05/2011 08:00	1.142	10.39	0.36
18/05/2011 09:00	1.141	10.37	0.36
18/05/2011 10:00	1.137	10.37	0.36
18/05/2011 11:00	1.138	10.36	0.36
18/05/2011 12:00	1.135	10.4	0.36
18/05/2011 13:00	1.13	10.39	0.36
18/05/2011 14:00	1.131	10.37	0.36
18/05/2011 15:00	1.131	10.36	0.36
18/05/2011 16:00	1.132	10.36	0.36
18/05/2011 17:00	1.134	10.42	0.36
18/05/2011 18:00	1.134	10.36	0.36
18/05/2011 19:00	1.14	10.41	0.36
18/05/2011 20:00	1.144	10.35	0.36
18/05/2011 21:00	1.146	10.35	0.36
18/05/2011 22:00	1.144	10.38	0.36
18/05/2011 23:00	1.144	10.36	0.36
19/05/2011 00:00	1.142	10.36	0.36
19/05/2011 01:00	1.145	10.37	0.36
19/05/2011 02:00	1.148	10.41	0.36
19/05/2011 03:00	1.144	10.39	0.36
19/05/2011 04:00	1.146	10.39	0.36
19/05/2011 05:00	1.143	10.38	0.36
19/05/2011 06:00	1.145	10.4	0.36
19/05/2011 07:00	1.137	10.35	0.36
19/05/2011 08:00	1.13	10.37	0.36
19/05/2011 09:00	1.13	10.38	0.36
19/05/2011 10:00	1.127	10.37	0.36
19/05/2011 11:00	1.125	10.38	0.36
19/05/2011 12:00	1.13	10.37	0.36
19/05/2011 13:00	1.133	10.39	0.36
19/05/2011 14:00	1.129	10.41	0.36
19/05/2011 15:00	1.126	10.38	0.36
19/05/2011 16:00	1.129	10.38	0.36
19/05/2011 17:00	1.127	10.38	0.36
19/05/2011 18:00	1.13	10.37	0.36
19/05/2011 19:00	1.138	10.37	0.36
19/05/2011 20:00	1.14	10.35	0.36
19/05/2011 21:00	1.141	10.37	0.36
19/05/2011 22:00	1.142	10.4	0.36
19/05/2011 23:00	1.144	10.37	0.36
20/05/2011 00:00	1.144	10.41	0.36
20/05/2011 01:00	1.141	10.36	0.36
20/05/2011 02:00	1.141	10.4	0.36
20/05/2011 03:00	1.143	10.37	0.36
20/05/2011 04:00	1.139	10.38	0.36
20/05/2011 05:00	1.144	10.37	0.36
20/05/2011 06:00	1.144	10.38	0.36
20/05/2011 07:00	1.139	10.38	0.36
20/05/2011 08:00	1.132	10.4	0.36
20/05/2011 09:00	1.128	10.35	0.36
20/05/2011 10:00	1.126	10.37	0.36
20/05/2011 11:00	1.124	10.36	0.36
20/05/2011 12:00	1.124	10.41	0.36
20/05/2011 13:00	1.126	10.35	0.36
20/05/2011 14:00	1.124	10.35	0.36
20/05/2011 15:00	1.124	10.36	0.36
20/05/2011 16:00	1.13	10.35	0.36
20/05/2011 17:00	1.133	10.37	0.36

20/05/2011 18:00	1.136	10.37	0.36
20/05/2011 19:00	1.138	10.36	0.36
20/05/2011 20:00	1.143	10.34	0.36
20/05/2011 21:00	1.145	10.36	0.36
20/05/2011 22:00	1.145	10.37	0.36
20/05/2011 23:00	1.142	10.39	0.36
21/05/2011 00:00	1.142	10.37	0.36
21/05/2011 01:00	1.141	10.39	0.36
21/05/2011 02:00	1.141	10.37	0.36
21/05/2011 03:00	1.144	10.37	0.36
21/05/2011 04:00	1.142	10.37	0.36
21/05/2011 05:00	1.142	10.34	0.36
21/05/2011 06:00	1.139	10.38	0.36
21/05/2011 07:00	1.132	10.36	0.36
21/05/2011 08:00	1.127	10.37	0.36
21/05/2011 09:00	1.123	10.39	0.36
21/05/2011 10:00	1.126	10.38	0.36
21/05/2011 11:00	1.126	10.39	0.36
21/05/2011 12:00	1.123	10.36	0.36
21/05/2011 13:00	1.13	10.35	0.36
21/05/2011 14:00	1.126	10.42	0.36
21/05/2011 15:00	1.125	10.35	0.36
21/05/2011 16:00	1.129	10.35	0.36
21/05/2011 17:00	1.129	10.37	0.36
21/05/2011 18:00	1.13	10.39	0.36
21/05/2011 19:00	1.137	10.39	0.36
21/05/2011 20:00	1.143	10.39	0.36
21/05/2011 21:00	1.14	10.38	0.36
21/05/2011 22:00	1.143	10.35	0.36
21/05/2011 23:00	1.141	10.39	0.36
22/05/2011 00:00	1.142	10.41	0.36
22/05/2011 01:00	1.144	10.38	0.36
22/05/2011 02:00	1.141	10.37	0.36
22/05/2011 03:00	1.141	10.38	0.36
22/05/2011 04:00	1.143	10.36	0.36
22/05/2011 05:00	1.14	10.34	0.36
22/05/2011 06:00	1.141	10.36	0.36
22/05/2011 07:00	1.138	10.38	0.36
22/05/2011 08:00	1.137	10.37	0.36
22/05/2011 09:00	1.135	10.35	0.36
22/05/2011 10:00	1.126	10.35	0.36
22/05/2011 11:00	1.124	10.39	0.36
22/05/2011 12:00	1.126	10.34	0.36
22/05/2011 13:00	1.128	10.36	0.36
22/05/2011 14:00	1.125	10.36	0.36
22/05/2011 15:00	1.128	10.4	0.36
22/05/2011 16:00	1.13	10.37	0.36
22/05/2011 17:00	1.126	10.34	0.36
22/05/2011 18:00	1.122	10.37	0.36
22/05/2011 19:00	1.132	10.31	0.36
22/05/2011 20:00	1.132	10.37	0.36
22/05/2011 21:00	1.137	10.36	0.36
22/05/2011 22:00	1.138	10.37	0.36
22/05/2011 23:00	1.135	10.34	0.36
23/05/2011 00:00	1.136	10.38	0.36
23/05/2011 01:00	1.136	10.36	0.36
23/05/2011 02:00	1.138	10.39	0.36
23/05/2011 03:00	1.138	10.35	0.36
23/05/2011 04:00	1.138	10.34	0.36

23/05/2011 05:00	1.132	10.35	0.36
23/05/2011 06:00	1.134	10.35	0.36
23/05/2011 07:00	1.131	10.35	0.36
23/05/2011 08:00	1.121	10.39	0.36
23/05/2011 09:00	1.122	10.37	0.36
23/05/2011 10:00	1.123	10.36	0.36
23/05/2011 11:00	1.122	10.38	0.36
23/05/2011 12:00	1.125	10.32	0.36
23/05/2011 13:00	1.123	10.37	0.36
23/05/2011 14:00	1.119	10.31	0.36
23/05/2011 15:00	1.118	10.39	0.36
23/05/2011 16:00	1.123	10.36	0.36
23/05/2011 17:00	1.119	10.39	0.36
23/05/2011 18:00	1.121	10.32	0.36
23/05/2011 19:00	1.127	10.37	0.36
23/05/2011 20:00	1.13	10.38	0.36
23/05/2011 21:00	1.132	10.34	0.36
23/05/2011 22:00	1.136	10.38	0.36
23/05/2011 23:00	1.138	10.33	0.36
24/05/2011 00:00	1.136	10.35	0.36
24/05/2011 01:00	1.137	10.35	0.36
24/05/2011 02:00	1.136	10.37	0.36
24/05/2011 03:00	1.134	10.35	0.36
24/05/2011 04:00	1.134	10.3	0.36
24/05/2011 05:00	1.131	10.33	0.36
24/05/2011 06:00	1.13	10.31	0.36
24/05/2011 07:00	1.128	10.36	0.36
24/05/2011 08:00	1.119	10.34	0.36
24/05/2011 09:00	1.116	10.37	0.36
24/05/2011 10:00	1.118	10.36	0.36
24/05/2011 11:00	1.111	10.76	0.36
24/05/2011 12:00	1.124	10.4	0.36
24/05/2011 13:00	1.121	10.39	0.36
24/05/2011 14:00	1.122	10.41	0.36
24/05/2011 15:00	1.119	10.36	0.36
24/05/2011 16:00	1.119	10.39	0.36
24/05/2011 17:00	1.127	10.39	0.36
24/05/2011 18:00	1.125	10.37	0.36
24/05/2011 19:00	1.135	10.38	0.36
24/05/2011 20:00	1.137	10.38	0.36
24/05/2011 21:00	1.136	10.38	0.36
24/05/2011 22:00	1.138	10.37	0.36
24/05/2011 23:00	1.138	10.36	0.36
25/05/2011 00:00	1.136	10.38	0.36
25/05/2011 01:00	1.138	10.36	0.36
25/05/2011 02:00	1.134	10.38	0.36
25/05/2011 03:00	1.134	10.36	0.35
25/05/2011 04:00	1.134	10.36	0.36
25/05/2011 05:00	1.135	10.37	0.36
25/05/2011 06:00	1.134	10.37	0.36
25/05/2011 07:00	1.125	10.37	0.36
25/05/2011 08:00	1.12	10.37	0.36
25/05/2011 09:00	1.117	10.38	0.36
25/05/2011 10:00	1.122	10.4	0.36
25/05/2011 11:00	1.118	10.38	0.36
25/05/2011 12:00	1.119	10.37	0.36
25/05/2011 13:00	1.117	10.39	0.36
25/05/2011 14:00	1.12	10.36	0.36
25/05/2011 15:00	1.116	10.38	0.36

25/05/2011 16:00	1.12	10.37	0.36
25/05/2011 17:00	1.121	10.36	0.36
25/05/2011 18:00	1.123	10.37	0.36
25/05/2011 19:00	1.132	10.37	0.36
25/05/2011 20:00	1.138	10.39	0.36
25/05/2011 21:00	1.135	10.37	0.36
25/05/2011 22:00	1.137	10.38	0.36
25/05/2011 23:00	1.134	10.36	0.36
26/05/2011 00:00	1.136	10.38	0.36
26/05/2011 01:00	1.142	10.37	0.36
26/05/2011 02:00	1.14	10.4	0.36
26/05/2011 03:00	1.141	10.35	0.36
26/05/2011 04:00	1.141	10.37	0.36
26/05/2011 05:00	1.139	10.35	0.36
26/05/2011 06:00	1.137	10.37	0.36
26/05/2011 07:00	1.137	10.35	0.36
26/05/2011 08:00	1.134	10.37	0.36
26/05/2011 09:00	1.125	10.39	0.36
26/05/2011 10:00	1.125	10.38	0.36
26/05/2011 11:00	1.121	10.35	0.36
26/05/2011 12:00	1.12	10.34	0.36
26/05/2011 13:00	1.118	10.38	0.36
26/05/2011 14:00	1.123	10.38	0.36
26/05/2011 15:00	1.12	10.36	0.36
26/05/2011 16:00	1.131	10.38	0.36
26/05/2011 17:00	1.127	10.38	0.36
26/05/2011 18:00	1.118	10.37	0.36
26/05/2011 19:00	1.128	10.35	0.36
26/05/2011 20:00	1.13	10.37	0.36
26/05/2011 21:00	1.132	10.37	0.36
26/05/2011 22:00	1.134	10.35	0.36
26/05/2011 23:00	1.135	10.38	0.36
27/05/2011 00:00	1.13	10.36	0.36
27/05/2011 01:00	1.135	10.35	0.36
27/05/2011 02:00	1.132	10.35	0.36
27/05/2011 03:00	1.132	10.33	0.36
27/05/2011 04:00	1.132	10.35	0.36
27/05/2011 05:00	1.131	10.34	0.36
27/05/2011 06:00	1.128	10.36	0.36
27/05/2011 07:00	1.125	10.36	0.36
27/05/2011 08:00	1.12	10.36	0.36
27/05/2011 09:00	1.127	10.35	0.36
27/05/2011 10:00	1.12	10.35	0.36
27/05/2011 11:00	1.105	10.43	0.36
27/05/2011 12:00	1.102	10.43	0.36
27/05/2011 13:00	1.104	10.4	0.36
27/05/2011 14:00	1.105	10.4	0.36
27/05/2011 15:00	1.104	10.42	0.35
27/05/2011 16:00	1.103	10.41	0.35
27/05/2011 17:00	1.11	10.42	0.35
27/05/2011 18:00	1.107	10.4	0.35
27/05/2011 19:00	1.104	10.36	0.35
27/05/2011 20:00	1.108	10.38	0.35
27/05/2011 21:00	1.11	10.38	0.35
27/05/2011 22:00	1.111	10.37	0.35
27/05/2011 23:00	1.11	10.36	0.35
28/05/2011 00:00	1.11	10.38	0.35
28/05/2011 01:00	1.107	10.38	0.35
28/05/2011 02:00	1.107	10.37	0.35

28/05/2011 03:00	1.11	10.39	0.35
28/05/2011 04:00	1.104	10.37	0.35
28/05/2011 05:00	1.107	10.39	0.35
28/05/2011 06:00	1.105	10.35	0.35
28/05/2011 07:00	1.105	10.41	0.35
28/05/2011 08:00	1.104	10.39	0.35
28/05/2011 09:00	1.105	10.4	0.35
28/05/2011 10:00	1.098	10.4	0.35
28/05/2011 11:00	1.096	10.39	0.35
28/05/2011 12:00	1.094	10.35	0.35
28/05/2011 13:00	1.099	10.36	0.35
28/05/2011 14:00	1.103	10.37	0.35
28/05/2011 15:00	1.103	10.38	0.35
28/05/2011 16:00	1.1	10.38	0.35
28/05/2011 17:00	1.099	10.39	0.35
28/05/2011 18:00	1.096	10.39	0.35
28/05/2011 19:00	1.105	10.39	0.35
28/05/2011 20:00	1.106	10.4	0.35
28/05/2011 21:00	1.104	10.38	0.35
28/05/2011 22:00	1.104	10.39	0.35
28/05/2011 23:00	1.106	10.37	0.35
29/05/2011 00:00	1.11	10.36	0.35
29/05/2011 01:00	1.109	10.4	0.35
29/05/2011 02:00	1.11	10.39	0.35
29/05/2011 03:00	1.106	10.38	0.35
29/05/2011 04:00	1.108	10.38	0.35
29/05/2011 05:00	1.11	10.41	0.35
29/05/2011 06:00	1.105	10.38	0.35
29/05/2011 07:00	1.103	10.39	0.35
29/05/2011 08:00	1.102	10.42	0.35
29/05/2011 09:00	1.098	10.39	0.35
29/05/2011 10:00	1.096	10.4	0.35
29/05/2011 11:00	1.093	10.39	0.35
29/05/2011 12:00	1.096	10.38	0.35
29/05/2011 13:00	1.094	10.36	0.35
29/05/2011 14:00	1.098	10.36	0.35
29/05/2011 15:00	1.092	10.35	0.35
29/05/2011 16:00	1.105	10.33	0.35
29/05/2011 17:00	1.104	10.39	0.35
29/05/2011 18:00	1.102	10.37	0.35
29/05/2011 19:00	1.105	10.35	0.35
29/05/2011 20:00	1.106	10.37	0.35
29/05/2011 21:00	1.107	10.37	0.35
29/05/2011 22:00	1.102	10.37	0.35
29/05/2011 23:00	1.107	10.39	0.35
30/05/2011 00:00	1.105	10.39	0.35
30/05/2011 01:00	1.109	10.4	0.35
30/05/2011 02:00	1.104	10.38	0.35
30/05/2011 03:00	1.11	10.37	0.35
30/05/2011 04:00	1.11	10.35	0.35
30/05/2011 05:00	1.102	10.39	0.35
30/05/2011 06:00	1.104	10.39	0.35
30/05/2011 07:00	1.099	10.4	0.35
30/05/2011 08:00	1.099	10.39	0.35
30/05/2011 09:00	1.094	10.39	0.35
30/05/2011 10:00	1.092	10.35	0.35
30/05/2011 11:00	1.093	10.37	0.35
30/05/2011 12:00	1.094	10.38	0.35
30/05/2011 13:00	1.092	10.4	0.35

30/05/2011 14:00	1.091	10.39	0.35
30/05/2011 15:00	1.092	10.39	0.35
30/05/2011 16:00	1.098	10.39	0.35
30/05/2011 17:00	1.102	10.37	0.35
30/05/2011 18:00	1.106	10.38	0.35
30/05/2011 19:00	1.103	10.39	0.35
30/05/2011 20:00	1.104	10.36	0.35
30/05/2011 21:00	1.109	10.37	0.35
30/05/2011 22:00	1.106	10.32	0.35
30/05/2011 23:00	1.103	10.38	0.35
31/05/2011 00:00	1.108	10.37	0.35
31/05/2011 01:00	1.105	10.39	0.35
31/05/2011 02:00	1.104	10.35	0.35
31/05/2011 03:00	1.105	10.38	0.35
31/05/2011 04:00	1.105	10.39	0.35
31/05/2011 05:00	1.103	10.39	0.35
31/05/2011 06:00	1.102	10.35	0.35
31/05/2011 07:00	1.102	10.38	0.35
31/05/2011 08:00	1.097	10.37	0.35
31/05/2011 09:00	1.098	10.38	0.35
31/05/2011 10:00	1.091	10.38	0.35
31/05/2011 11:00	1.09	10.38	0.35
31/05/2011 12:00	1.086	10.36	0.35
31/05/2011 13:00	1.095	10.38	0.35
31/05/2011 14:00	1.098	10.39	0.35
31/05/2011 15:00	1.105	10.37	0.35
31/05/2011 16:00	1.106	10.36	0.35
31/05/2011 17:00	1.105	10.37	0.35
31/05/2011 18:00	1.107	10.35	0.35
31/05/2011 19:00	1.104	10.39	0.35
31/05/2011 20:00	1.105	10.38	0.35
31/05/2011 21:00	1.103	10.35	0.35
31/05/2011 22:00	1.104	10.37	0.35
31/05/2011 23:00	1.103	10.37	0.35
01/06/2011 00:00	1.101	10.37	0.35
01/06/2011 01:00	1.104	10.4	0.35
01/06/2011 02:00	1.1	10.41	0.35
01/06/2011 03:00	1.1	10.43	0.35
01/06/2011 04:00	1.105	10.42	0.35
01/06/2011 05:00	1.101	10.42	0.35
01/06/2011 06:00	1.097	10.42	0.35
01/06/2011 07:00	1.088	10.34	0.35
01/06/2011 08:00	1.09	10.38	0.35
01/06/2011 09:00	1.084	10.38	0.35
01/06/2011 10:00	1.088	10.42	0.35
01/06/2011 11:00	1.088	10.4	0.35
01/06/2011 12:00	1.094	10.4	0.35
01/06/2011 13:00	1.095	10.4	0.35
01/06/2011 14:00	1.096	10.42	0.35
01/06/2011 15:00	1.097	10.42	0.35
01/06/2011 16:00	1.099	10.41	0.35
01/06/2011 17:00	1.1	10.41	0.35
01/06/2011 18:00	1.1	10.42	0.35
01/06/2011 19:00	1.099	10.42	0.35
01/06/2011 20:00	1.105	10.4	0.35
01/06/2011 21:00	1.105	10.41	0.35
01/06/2011 22:00	1.103	10.41	0.35
01/06/2011 23:00	1.105	10.4	0.35
02/06/2011 00:00	1.104	10.39	0.35

02/06/2011 01:00	1.103	10.41	0.35
02/06/2011 02:00	1.105	10.41	0.35
02/06/2011 03:00	1.102	10.4	0.35
02/06/2011 04:00	1.103	10.4	0.35
02/06/2011 05:00	1.103	10.42	0.35
02/06/2011 06:00	1.099	10.39	0.35
02/06/2011 07:00	1.099	10.4	0.35
02/06/2011 08:00	1.086	10.41	0.35
02/06/2011 09:00	1.087	10.41	0.35
02/06/2011 10:00	1.092	10.41	0.35
02/06/2011 11:00	1.089	10.4	0.35
02/06/2011 12:00	1.091	10.38	0.35
02/06/2011 13:00	1.091	10.41	0.35
02/06/2011 14:00	1.089	10.39	0.35
02/06/2011 15:00	1.088	10.41	0.35
02/06/2011 16:00	1.089	10.41	0.35
02/06/2011 17:00	1.09	10.41	0.35
02/06/2011 18:00	1.111	10.46	0.36
02/06/2011 19:00	1.117	10.39	0.36
02/06/2011 20:00	1.116	10.43	0.36
02/06/2011 21:00	1.119	10.4	0.36
02/06/2011 22:00	1.12	10.41	0.36
02/06/2011 23:00	1.12	10.42	0.36
03/06/2011 00:00	1.12	10.41	0.36
03/06/2011 01:00	1.121	10.41	0.36
03/06/2011 02:00	1.119	10.39	0.35
03/06/2011 03:00	1.119	10.38	0.35
03/06/2011 04:00	1.122	10.4	0.35
03/06/2011 05:00	1.123	10.43	0.35
03/06/2011 06:00	1.117	10.39	0.35
03/06/2011 07:00	1.118	10.4	0.35
03/06/2011 08:00	1.116	10.39	0.35
03/06/2011 09:00	1.12	10.39	0.35
03/06/2011 10:00	1.118	10.4	0.35
03/06/2011 11:00	1.113	10.41	0.35
03/06/2011 12:00	1.112	10.41	0.35
03/06/2011 13:00	1.107	10.41	0.35
03/06/2011 14:00	1.107	10.4	0.35
03/06/2011 15:00	1.107	10.42	0.36
03/06/2011 16:00	1.106	10.42	0.35
03/06/2011 17:00	1.106	10.4	0.35
03/06/2011 18:00	1.109	10.43	0.35
03/06/2011 19:00	1.118	10.41	0.35
03/06/2011 20:00	1.119	10.42	0.35
03/06/2011 21:00	1.123	10.41	0.35
03/06/2011 22:00	1.123	10.41	0.35
03/06/2011 23:00	1.121	10.39	0.35
04/06/2011 00:00	1.122	10.4	0.35
04/06/2011 01:00	1.122	10.34	0.35
04/06/2011 02:00	1.123	10.4	0.35
04/06/2011 03:00	1.124	10.41	0.35
04/06/2011 04:00	1.125	10.4	0.35
04/06/2011 05:00	1.122	10.4	0.35
04/06/2011 06:00	1.122	10.39	0.35
04/06/2011 07:00	1.117	10.4	0.35
04/06/2011 08:00	1.114	10.41	0.35
04/06/2011 09:00	1.108	10.38	0.35
04/06/2011 10:00	1.104	10.39	0.35
04/06/2011 11:00	1.108	10.35	0.35

04/06/2011 12:00	1.104	10.37	0.35
04/06/2011 13:00	1.106	10.39	0.35
04/06/2011 14:00	1.112	10.39	0.35
04/06/2011 15:00	1.111	10.39	0.35
04/06/2011 16:00	1.111	10.41	0.35
04/06/2011 17:00	1.11	10.41	0.35
04/06/2011 18:00	1.115	10.41	0.36
04/06/2011 19:00	1.12	10.38	0.35
04/06/2011 20:00	1.119	10.39	0.35
04/06/2011 21:00	1.115	10.39	0.35
04/06/2011 22:00	1.12	10.38	0.35
04/06/2011 23:00	1.123	10.39	0.35
05/06/2011 00:00	1.124	10.4	0.35
05/06/2011 01:00	1.122	10.38	0.35
05/06/2011 02:00	1.12	10.39	0.35
05/06/2011 03:00	1.126	10.41	0.35
05/06/2011 04:00	1.126	10.4	0.35
05/06/2011 05:00	1.125	10.39	0.35
05/06/2011 06:00	1.12	10.4	0.35
05/06/2011 07:00	1.12	10.41	0.35
05/06/2011 08:00	1.114	10.41	0.35
05/06/2011 09:00	1.111	10.4	0.35
05/06/2011 10:00	1.112	10.39	0.35
05/06/2011 11:00	1.108	10.38	0.35
05/06/2011 12:00	1.11	10.39	0.35
05/06/2011 13:00	1.107	10.39	0.35
05/06/2011 14:00	1.108	10.39	0.36
05/06/2011 15:00	1.108	10.4	0.36
05/06/2011 16:00	1.11	10.36	0.36
05/06/2011 17:00	1.112	10.39	0.36
05/06/2011 18:00	1.119	10.4	0.35
05/06/2011 19:00	1.12	10.38	0.35
05/06/2011 20:00	1.124	10.4	0.35
05/06/2011 21:00	1.123	10.37	0.35
05/06/2011 22:00	1.122	10.39	0.35
05/06/2011 23:00	1.125	10.4	0.35
06/06/2011 00:00	1.122	10.39	0.35
06/06/2011 01:00	1.123	10.4	0.35
06/06/2011 02:00	1.121	10.41	0.35
06/06/2011 03:00	1.124	10.4	0.35
06/06/2011 04:00	1.12	10.39	0.35
06/06/2011 05:00	1.123	10.39	0.35
06/06/2011 06:00	1.12	10.36	0.35
06/06/2011 07:00	1.119	10.4	0.35
06/06/2011 08:00	1.121	10.39	0.35
06/06/2011 09:00	1.124	10.4	0.35
06/06/2011 10:00	1.118	10.4	0.35
06/06/2011 11:00	1.121	10.39	0.35
06/06/2011 12:00	1.121	10.39	0.35
06/06/2011 13:00	1.118	10.4	0.35
06/06/2011 14:00	1.122	10.4	0.35
06/06/2011 15:00	1.118	10.41	0.35
06/06/2011 16:00	1.117	10.42	0.35
06/06/2011 17:00	1.109	10.41	0.35
06/06/2011 18:00	1.107	10.4	0.35
06/06/2011 19:00	1.111	10.42	0.35
06/06/2011 20:00	1.112	10.42	0.35
06/06/2011 21:00	1.118	10.38	0.35
06/06/2011 22:00	1.119	10.39	0.35

06/06/2011 23:00	1.116	10.42	0.35
07/06/2011 00:00	1.12	10.4	0.35
07/06/2011 01:00	1.119	10.42	0.35
07/06/2011 02:00	1.119	10.42	0.35
07/06/2011 03:00	1.117	10.43	0.35
07/06/2011 04:00	1.121	10.42	0.35
07/06/2011 05:00	1.119	10.41	0.35
07/06/2011 06:00	1.12	10.41	0.35
07/06/2011 07:00	1.118	10.42	0.35
07/06/2011 08:00	1.119	10.42	0.35
07/06/2011 09:00	1.109	10.4	0.35
07/06/2011 10:00	1.105	10.39	0.35
07/06/2011 11:00	1.102	10.4	0.35
07/06/2011 12:00	1.102	10.41	0.36
07/06/2011 13:00	1.104	10.4	0.35
07/06/2011 14:00	1.109	10.42	0.36
07/06/2011 15:00	1.105	10.39	0.35
07/06/2011 16:00	1.107	10.39	0.35
07/06/2011 17:00	1.107	10.41	0.35
07/06/2011 18:00	1.105	10.39	0.35
07/06/2011 19:00	1.116	10.39	0.35
07/06/2011 20:00	1.12	10.4	0.35
07/06/2011 21:00	1.121	10.39	0.35
07/06/2011 22:00	1.119	10.39	0.35
07/06/2011 23:00	1.123	10.34	0.35
08/06/2011 00:00	1.122	10.39	0.35
08/06/2011 01:00	1.122	10.37	0.35
08/06/2011 02:00	1.119	10.39	0.35
08/06/2011 03:00	1.117	10.4	0.35
08/06/2011 04:00	1.116	10.4	0.35
08/06/2011 05:00	1.118	10.41	0.35
08/06/2011 06:00	1.115	10.39	0.35
08/06/2011 07:00	1.11	10.41	0.35
08/06/2011 08:00	1.103	10.41	0.35
08/06/2011 09:00	1.097	10.38	0.35
08/06/2011 10:00	1.102	10.41	0.36
08/06/2011 11:00	1.103	10.4	0.36
08/06/2011 12:00	1.104	10.4	0.36
08/06/2011 13:00	1.118	10.41	0.36
08/06/2011 14:00	1.109	10.39	0.35
08/06/2011 15:00	1.106	10.4	0.35
08/06/2011 16:00	1.104	10.38	0.35
08/06/2011 17:00	1.113	10.41	0.36
08/06/2011 18:00	1.108	10.36	0.35
08/06/2011 19:00	1.112	10.39	0.36
08/06/2011 20:00	1.115	10.37	0.35
08/06/2011 21:00	1.119	10.35	0.35
08/06/2011 22:00	1.119	10.36	0.35
08/06/2011 23:00	1.118	10.32	0.35
09/06/2011 00:00	1.119	10.36	0.35
09/06/2011 01:00	1.117	10.37	0.35
09/06/2011 02:00	1.118	10.38	0.35
09/06/2011 03:00	1.119	10.38	0.35
09/06/2011 04:00	1.116	10.37	0.35
09/06/2011 05:00	1.118	10.34	0.35
09/06/2011 06:00	1.112	10.35	0.35
09/06/2011 07:00	1.105	10.37	0.35
09/06/2011 08:00	1.1	10.37	0.35
09/06/2011 09:00	1.102	10.39	0.36

09/06/2011 10:00	1.098	10.37	0.35
09/06/2011 11:00	1.1	10.4	0.36
09/06/2011 12:00	1.099	10.38	0.35
09/06/2011 13:00	1.109	10.38	0.35
09/06/2011 14:00	1.11	10.36	0.35
09/06/2011 15:00	1.114	10.4	0.35
09/06/2011 16:00	1.116	10.37	0.35
09/06/2011 17:00	1.116	10.38	0.36
09/06/2011 18:00	1.115	10.36	0.35
09/06/2011 19:00	1.116	10.4	0.35
09/06/2011 20:00	1.116	10.41	0.35
09/06/2011 21:00	1.115	10.33	0.35
09/06/2011 22:00	1.116	10.36	0.35
09/06/2011 23:00	1.114	10.39	0.35
10/06/2011 00:00	1.117	10.33	0.35
10/06/2011 01:00	1.114	10.39	0.35
10/06/2011 02:00	1.116	10.38	0.35
10/06/2011 03:00	1.116	10.39	0.35
10/06/2011 04:00	1.111	10.39	0.35
10/06/2011 05:00	1.116	10.38	0.35
10/06/2011 06:00	1.114	10.39	0.35
10/06/2011 07:00	1.109	10.37	0.35
10/06/2011 08:00	1.1	10.39	0.35
10/06/2011 09:00	1.1	10.4	0.35
10/06/2011 10:00	1.1	10.39	0.35
10/06/2011 11:00	1.108	10.4	0.35
10/06/2011 12:00	1.105	10.38	0.35
10/06/2011 13:00	1.104	10.36	0.35
10/06/2011 14:00	1.102	10.36	0.35
10/06/2011 15:00	1.102	10.4	0.36
10/06/2011 16:00	1.101	10.4	0.36
10/06/2011 17:00	1.106	10.4	0.35
10/06/2011 18:00	1.105	10.37	0.35
10/06/2011 19:00	1.104	10.38	0.35
10/06/2011 20:00	1.107	10.38	0.35
10/06/2011 21:00	1.106	10.38	0.35
10/06/2011 22:00	1.111	10.38	0.35
10/06/2011 23:00	1.113	10.4	0.35
11/06/2011 00:00	1.117	10.4	0.35
11/06/2011 01:00	1.115	10.41	0.35
11/06/2011 02:00	1.115	10.35	0.35
11/06/2011 03:00	1.111	10.36	0.35
11/06/2011 04:00	1.111	10.39	0.35
11/06/2011 05:00	1.112	10.4	0.35
11/06/2011 06:00	1.11	10.37	0.35
11/06/2011 07:00	1.11	10.41	0.35
11/06/2011 08:00	1.108	10.4	0.35
11/06/2011 09:00	1.11	10.41	0.35
11/06/2011 10:00	1.103	10.42	0.35
11/06/2011 11:00	1.098	10.4	0.35
11/06/2011 12:00	1.095	10.36	0.35
11/06/2011 13:00	1.097	10.42	0.35
11/06/2011 14:00	1.102	10.4	0.35
11/06/2011 15:00	1.099	10.35	0.35
11/06/2011 16:00	1.096	10.41	0.36
11/06/2011 17:00	1.093	10.42	0.36
11/06/2011 18:00	1.101	10.42	0.35
11/06/2011 19:00	1.108	10.35	0.35
11/06/2011 20:00	1.113	10.42	0.35

11/06/2011 21:00	1.117	10.41	0.35
11/06/2011 22:00	1.116	10.41	0.35
11/06/2011 23:00	1.115	10.39	0.35
12/06/2011 00:00	1.115	10.42	0.35
12/06/2011 01:00	1.116	10.41	0.35
12/06/2011 02:00	1.114	10.42	0.35
12/06/2011 03:00	1.115	10.42	0.35
12/06/2011 04:00	1.114	10.42	0.35
12/06/2011 05:00	1.114	10.42	0.35
12/06/2011 06:00	1.112	10.43	0.35
12/06/2011 07:00	1.105	10.42	0.35
12/06/2011 08:00	1.103	10.4	0.35
12/06/2011 09:00	1.097	10.43	0.35
12/06/2011 10:00	1.1	10.43	0.35
12/06/2011 11:00	1.097	10.42	0.35
12/06/2011 12:00	1.103	10.43	0.36
12/06/2011 13:00	1.108	10.42	0.35
12/06/2011 14:00	1.109	10.43	0.35
12/06/2011 15:00	1.109	10.43	0.36
12/06/2011 16:00	1.109	10.44	0.36
12/06/2011 17:00	1.115	10.42	0.35
12/06/2011 18:00	1.115	10.42	0.35
12/06/2011 19:00	1.116	10.43	0.35
12/06/2011 20:00	1.115	10.43	0.35
12/06/2011 21:00	1.117	10.43	0.35
12/06/2011 22:00	1.118	10.42	0.35
12/06/2011 23:00	1.119	10.42	0.35
13/06/2011 00:00	1.115	10.43	0.35
13/06/2011 01:00	1.12	10.43	0.35
13/06/2011 02:00	1.116	10.38	0.35
13/06/2011 03:00	1.117	10.38	0.35
13/06/2011 04:00	1.119	10.42	0.35
13/06/2011 05:00	1.115	10.42	0.35
13/06/2011 06:00	1.114	10.42	0.35
13/06/2011 07:00	1.111	10.42	0.35
13/06/2011 08:00	1.114	10.42	0.35
13/06/2011 09:00	1.11	10.42	0.35
13/06/2011 10:00	1.112	10.41	0.35
13/06/2011 11:00	1.105	10.42	0.35
13/06/2011 12:00	1.105	10.44	0.36
13/06/2011 13:00	1.11	10.42	0.35
13/06/2011 14:00	1.104	10.42	0.35
13/06/2011 15:00	1.099	10.43	0.36
13/06/2011 16:00	1.101	10.41	0.35
13/06/2011 17:00	1.104	10.42	0.35
13/06/2011 18:00	1.102	10.41	0.35
13/06/2011 19:00	1.11	10.42	0.35
13/06/2011 20:00	1.114	10.42	0.35
13/06/2011 21:00	1.118	10.41	0.35
13/06/2011 22:00	1.122	10.41	0.35
13/06/2011 23:00	1.121	10.4	0.35
14/06/2011 00:00	1.121	10.4	0.35
14/06/2011 01:00	1.121	10.41	0.35
14/06/2011 02:00	1.124	10.41	0.35
14/06/2011 03:00	1.121	10.42	0.35
14/06/2011 04:00	1.116	10.42	0.35
14/06/2011 05:00	1.119	10.43	0.35
14/06/2011 06:00	1.117	10.42	0.35
14/06/2011 07:00	1.112	10.43	0.35

14/06/2011 08:00	1.1	10.42	0.35
14/06/2011 09:00	1.101	10.41	0.35
14/06/2011 10:00	1.1	10.42	0.35
14/06/2011 11:00	1.099	10.43	0.35
14/06/2011 12:00	1.102	10.41	0.35
14/06/2011 13:00	1.1	10.42	0.35
14/06/2011 14:00	1.1	10.42	0.36
14/06/2011 15:00	1.102	10.42	0.35
14/06/2011 16:00	1.107	10.41	0.35
14/06/2011 17:00	1.107	10.41	0.35
14/06/2011 18:00	1.106	10.41	0.35
14/06/2011 19:00	1.113	10.4	0.35
14/06/2011 20:00	1.116	10.39	0.35
14/06/2011 21:00	1.118	10.41	0.36
14/06/2011 22:00	1.12	10.41	0.35
14/06/2011 23:00	1.121	10.41	0.35
15/06/2011 00:00	1.119	10.42	0.35
15/06/2011 01:00	1.124	10.42	0.35
15/06/2011 02:00	1.122	10.41	0.35
15/06/2011 03:00	1.122	10.41	0.35
15/06/2011 04:00	1.121	10.42	0.35
15/06/2011 05:00	1.121	10.43	0.35
15/06/2011 06:00	1.123	10.41	0.35
15/06/2011 07:00	1.122	10.4	0.35
15/06/2011 08:00	1.118	10.41	0.35
15/06/2011 09:00	1.11	10.41	0.35
15/06/2011 10:00	1.108	10.4	0.35
15/06/2011 11:00	1.104	10.42	0.36
15/06/2011 12:00	1.102	10.42	0.36
15/06/2011 13:00	1.104	10.42	0.36
15/06/2011 14:00	1.105	10.42	0.36
15/06/2011 15:00	1.107	10.42	0.36
15/06/2011 16:00	1.109	10.42	0.36
15/06/2011 17:00	1.11	10.39	0.35
15/06/2011 18:00	1.11	10.41	0.35
15/06/2011 19:00	1.118	10.39	0.35
15/06/2011 20:00	1.12	10.38	0.35
15/06/2011 21:00	1.121	10.41	0.36
15/06/2011 22:00	1.122	10.4	0.36
15/06/2011 23:00	1.125	10.36	0.35
16/06/2011 00:00	1.122	10.38	0.36
16/06/2011 01:00	1.123	10.38	0.36
16/06/2011 02:00	1.125	10.4	0.36
16/06/2011 03:00	1.121	10.43	0.36
16/06/2011 04:00	1.126	10.41	0.36
16/06/2011 05:00	1.125	10.4	0.35
16/06/2011 06:00	1.124	10.39	0.35
16/06/2011 07:00	1.126	10.39	0.36
16/06/2011 08:00	1.12	10.4	0.35
16/06/2011 09:00	1.111	10.41	0.36
16/06/2011 10:00	1.111	10.42	0.36
16/06/2011 11:00	1.11	10.4	0.36
16/06/2011 12:00	1.116	10.38	0.36
16/06/2011 13:00	1.123	10.39	0.36
16/06/2011 14:00	1.127	10.4	0.36
16/06/2011 15:00	1.128	10.4	0.35
16/06/2011 16:00	1.124	10.4	0.36
16/06/2011 17:00	1.122	10.39	0.36
16/06/2011 18:00	1.112	10.4	0.36

16/06/2011 19:00	1.117	10.39	0.35
16/06/2011 20:00	1.126	10.41	0.36
16/06/2011 21:00	1.122	10.39	0.36
16/06/2011 22:00	1.121	10.39	0.36
16/06/2011 23:00	1.126	10.4	0.36
17/06/2011 00:00	1.124	10.41	0.36
17/06/2011 01:00	1.124	10.38	0.35
17/06/2011 02:00	1.124	10.4	0.35
17/06/2011 03:00	1.119	10.38	0.35
17/06/2011 04:00	1.121	10.41	0.35
17/06/2011 05:00	1.121	10.39	0.35
17/06/2011 06:00	1.121	10.41	0.35
17/06/2011 07:00	1.118	10.4	0.35
17/06/2011 08:00	1.109	10.42	0.35
17/06/2011 09:00	1.108	10.42	0.35
17/06/2011 10:00	1.11	10.41	0.36
17/06/2011 11:00	1.112	10.42	0.36
17/06/2011 12:00	1.113	10.4	0.35
17/06/2011 13:00	1.111	10.42	0.35
17/06/2011 14:00	1.114	10.42	0.35
17/06/2011 15:00	1.115	10.42	0.35
17/06/2011 16:00	1.119	10.44	0.35
17/06/2011 17:00	1.122	10.41	0.35
17/06/2011 18:00	1.123	10.43	0.35
17/06/2011 19:00	1.12	10.44	0.35
17/06/2011 20:00	1.119	10.42	0.35
17/06/2011 21:00	1.12	10.44	0.35
17/06/2011 22:00	1.124	10.45	0.35
17/06/2011 23:00	1.125	10.43	0.35
18/06/2011 00:00	1.124	10.45	0.35
18/06/2011 01:00	1.125	10.45	0.35
18/06/2011 02:00	1.123	10.43	0.35
18/06/2011 03:00	1.129	10.44	0.35
18/06/2011 04:00	1.125	10.44	0.35
18/06/2011 05:00	1.128	10.44	0.35
18/06/2011 06:00	1.127	10.43	0.35
18/06/2011 07:00	1.123	10.44	0.35
18/06/2011 08:00	1.125	10.45	0.35
18/06/2011 09:00	1.118	10.42	0.35
18/06/2011 10:00	1.114	10.44	0.35
18/06/2011 11:00	1.111	10.43	0.35
18/06/2011 12:00	1.117	10.43	0.35
18/06/2011 13:00	1.127	10.44	0.35
18/06/2011 14:00	1.116	10.43	0.35
18/06/2011 15:00	1.115	10.42	0.35
18/06/2011 16:00	1.116	10.44	0.35
18/06/2011 17:00	1.114	10.45	0.35
18/06/2011 18:00	1.128	10.44	0.35
18/06/2011 19:00	1.129	10.45	0.35
18/06/2011 20:00	1.13	10.44	0.35
18/06/2011 21:00	1.133	10.44	0.35
18/06/2011 22:00	1.132	10.45	0.35
18/06/2011 23:00	1.132	10.42	0.35
19/06/2011 00:00	1.13	10.44	0.35
19/06/2011 01:00	1.13	10.44	0.35
19/06/2011 02:00	1.13	10.43	0.35
19/06/2011 03:00	1.131	10.44	0.35
19/06/2011 04:00	1.13	10.45	0.35
19/06/2011 05:00	1.131	10.45	0.35

19/06/2011 06:00	1.132	10.44	0.35
19/06/2011 07:00	1.131	10.44	0.35
19/06/2011 08:00	1.127	10.44	0.35
19/06/2011 09:00	1.123	10.42	0.35
19/06/2011 10:00	1.118	10.44	0.35
19/06/2011 11:00	1.116	10.43	0.35
19/06/2011 12:00	1.116	10.44	0.35
19/06/2011 13:00	1.115	10.42	0.35
19/06/2011 14:00	1.12	10.43	0.35
19/06/2011 15:00	1.124	10.43	0.35
19/06/2011 16:00	1.117	10.44	0.35
19/06/2011 17:00	1.122	10.44	0.35
19/06/2011 18:00	1.12	10.44	0.35
19/06/2011 19:00	1.123	10.44	0.35
19/06/2011 20:00	1.13	10.42	0.35
19/06/2011 21:00	1.128	10.44	0.35
19/06/2011 22:00	1.135	10.43	0.35
19/06/2011 23:00	1.131	10.43	0.35
20/06/2011 00:00	1.135	10.44	0.35
20/06/2011 01:00	1.137	10.44	0.35
20/06/2011 02:00	1.135	10.44	0.35
20/06/2011 03:00	1.134	10.45	0.35
20/06/2011 04:00	1.137	10.44	0.35
20/06/2011 05:00	1.137	10.44	0.35
20/06/2011 06:00	1.132	10.43	0.35
20/06/2011 07:00	1.128	10.45	0.35
20/06/2011 08:00	1.119	10.43	0.35
20/06/2011 09:00	1.117	10.44	0.35
20/06/2011 10:00	1.119	10.44	0.35
20/06/2011 11:00	1.116	10.43	0.35
20/06/2011 12:00	1.119	10.42	0.35
20/06/2011 13:00	1.121	10.43	0.35
20/06/2011 14:00	1.118	10.42	0.35
20/06/2011 15:00	1.118	10.42	0.35
20/06/2011 16:00	1.122	10.43	0.35
20/06/2011 17:00	1.124	10.43	0.36
20/06/2011 18:00	1.124	10.42	0.35
20/06/2011 19:00	1.131	10.42	0.35
20/06/2011 20:00	1.136	10.42	0.35
20/06/2011 21:00	1.136	10.42	0.35
20/06/2011 22:00	1.135	10.42	0.35
20/06/2011 23:00	1.137	10.42	0.35
21/06/2011 00:00	1.139	10.41	0.35
21/06/2011 01:00	1.134	10.42	0.35
21/06/2011 02:00	1.136	10.41	0.35
21/06/2011 03:00	1.142	10.4	0.35
21/06/2011 04:00	1.137	10.42	0.35
21/06/2011 05:00	1.137	10.38	0.35
21/06/2011 06:00	1.137	10.42	0.35
21/06/2011 07:00	1.134	10.39	0.35
21/06/2011 08:00	1.13	10.41	0.35
21/06/2011 09:00	1.126	10.41	0.36
21/06/2011 10:00	1.119	10.41	0.36
21/06/2011 11:00	1.123	10.41	0.36
21/06/2011 12:00	1.121	10.42	0.35
21/06/2011 13:00	1.125	10.42	0.35
21/06/2011 14:00	1.125	10.42	0.35
21/06/2011 15:00	1.125	10.45	0.36
21/06/2011 16:00	1.125	10.42	0.36

21/06/2011 17:00	1.124	10.43	0.36
21/06/2011 18:00	1.123	10.42	0.36
21/06/2011 19:00	1.131	10.42	0.36
21/06/2011 20:00	1.135	10.4	0.36
21/06/2011 21:00	1.14	10.4	0.36
21/06/2011 22:00	1.138	10.4	0.35
21/06/2011 23:00	1.14	10.4	0.36
22/06/2011 00:00	1.14	10.39	0.36
22/06/2011 01:00	1.139	10.38	0.36
22/06/2011 02:00	1.141	10.41	0.36
22/06/2011 03:00	1.141	10.4	0.35
22/06/2011 04:00	1.14	10.4	0.35
22/06/2011 05:00	1.14	10.39	0.35
22/06/2011 06:00	1.137	10.39	0.35
22/06/2011 07:00	1.132	10.4	0.35
22/06/2011 08:00	1.126	10.4	0.35
22/06/2011 09:00	1.125	10.41	0.35
22/06/2011 10:00	1.119	10.41	0.35
22/06/2011 11:00	1.126	10.39	0.35
22/06/2011 12:00	1.132	10.42	0.35
22/06/2011 13:00	1.129	10.42	0.35
22/06/2011 14:00	1.129	10.41	0.35
22/06/2011 15:00	1.131	10.39	0.35
22/06/2011 16:00	1.139	10.39	0.35
22/06/2011 17:00	1.131	10.4	0.35
22/06/2011 18:00	1.125	10.4	0.36
22/06/2011 19:00	1.13	10.4	0.36
22/06/2011 20:00	1.13	10.4	0.35
22/06/2011 21:00	1.132	10.42	0.35
22/06/2011 22:00	1.138	10.39	0.35
22/06/2011 23:00	1.141	10.41	0.36
23/06/2011 00:00	1.138	10.4	0.35
23/06/2011 01:00	1.139	10.39	0.35
23/06/2011 02:00	1.141	10.4	0.35
23/06/2011 03:00	1.144	10.4	0.36
23/06/2011 04:00	1.14	10.42	0.35
23/06/2011 05:00	1.139	10.42	0.35
23/06/2011 06:00	1.138	10.4	0.35
23/06/2011 07:00	1.134	10.41	0.35
23/06/2011 08:00	1.127	10.42	0.35
23/06/2011 09:00	1.128	10.38	0.35
23/06/2011 10:00	1.123	10.4	0.35
23/06/2011 11:00	1.123	10.4	0.35
23/06/2011 12:00	1.128	10.4	0.35
23/06/2011 13:00	1.126	10.39	0.35
23/06/2011 14:00	1.136	10.41	0.36
23/06/2011 15:00	1.131	10.41	0.36
23/06/2011 16:00	1.128	10.42	0.35
23/06/2011 17:00	1.123	10.43	0.35
23/06/2011 18:00	1.124	10.42	0.35
23/06/2011 19:00	1.126	10.4	0.35
23/06/2011 20:00	1.129	10.43	0.35
23/06/2011 21:00	1.132	10.42	0.35
23/06/2011 22:00	1.139	10.42	0.35
23/06/2011 23:00	1.138	10.42	0.35
24/06/2011 00:00	1.14	10.43	0.35
24/06/2011 01:00	1.138	10.44	0.35
24/06/2011 02:00	1.139	10.43	0.35
24/06/2011 03:00	1.136	10.41	0.35

24/06/2011 04:00	1.134	10.43	0.35
24/06/2011 05:00	1.136	10.42	0.35
24/06/2011 06:00	1.136	10.43	0.35
24/06/2011 07:00	1.136	10.43	0.35
24/06/2011 08:00	1.136	10.41	0.35
24/06/2011 09:00	1.126	10.45	0.35
24/06/2011 10:00	1.121	10.42	0.35
24/06/2011 11:00	1.122	10.43	0.35
24/06/2011 12:00	1.125	10.42	0.35
24/06/2011 13:00	1.125	10.43	0.35
24/06/2011 14:00	1.129	10.43	0.35
24/06/2011 15:00	1.128	10.43	0.35
24/06/2011 16:00	1.127	10.42	0.35
24/06/2011 17:00	1.135	10.41	0.35
24/06/2011 18:00	1.138	10.42	0.35
24/06/2011 19:00	1.138	10.42	0.35
24/06/2011 20:00	1.14	10.43	0.35
24/06/2011 21:00	1.141	10.42	0.35
24/06/2011 22:00	1.142	10.41	0.35
24/06/2011 23:00	1.142	10.39	0.35
25/06/2011 00:00	1.144	10.43	0.35
25/06/2011 01:00	1.141	10.44	0.35
25/06/2011 02:00	1.141	10.43	0.35
25/06/2011 03:00	1.147	10.42	0.35
25/06/2011 04:00	1.142	10.43	0.35
25/06/2011 05:00	1.144	10.44	0.35
25/06/2011 06:00	1.146	10.43	0.35
25/06/2011 07:00	1.148	10.42	0.35
25/06/2011 08:00	1.147	10.43	0.35
25/06/2011 09:00	1.142	10.43	0.35
25/06/2011 10:00	1.142	10.44	0.35
25/06/2011 11:00	1.139	10.43	0.35
25/06/2011 12:00	1.131	10.43	0.35
25/06/2011 13:00	1.133	10.42	0.35
25/06/2011 14:00	1.132	10.41	0.35
25/06/2011 15:00	1.128	10.43	0.35
25/06/2011 16:00	1.127	10.43	0.35
25/06/2011 17:00	1.129	10.42	0.35
25/06/2011 18:00	1.131	10.41	0.35
25/06/2011 19:00	1.131	10.42	0.35
25/06/2011 20:00	1.137	10.42	0.35
25/06/2011 21:00	1.138	10.41	0.35
25/06/2011 22:00	1.136	10.43	0.35
25/06/2011 23:00	1.141	10.41	0.35
26/06/2011 00:00	1.142	10.4	0.35
26/06/2011 01:00	1.14	10.39	0.35
26/06/2011 02:00	1.144	10.42	0.35
26/06/2011 03:00	1.143	10.43	0.35
26/06/2011 04:00	1.146	10.42	0.35
26/06/2011 05:00	1.144	10.42	0.35
26/06/2011 06:00	1.147	10.43	0.35
26/06/2011 07:00	1.137	10.42	0.35
26/06/2011 08:00	1.127	10.43	0.35
26/06/2011 09:00	1.128	10.41	0.35
26/06/2011 10:00	1.129	10.41	0.35
26/06/2011 11:00	1.126	10.42	0.35
26/06/2011 12:00	1.126	10.41	0.35
26/06/2011 13:00	1.132	10.4	0.35
26/06/2011 14:00	1.129	10.43	0.35

26/06/2011 15:00	1.131	10.42	0.35
26/06/2011 16:00	1.135	10.41	0.35
26/06/2011 17:00	1.138	10.43	0.35
26/06/2011 18:00	1.148	10.42	0.35
26/06/2011 19:00	1.144	10.42	0.35
26/06/2011 20:00	1.149	10.4	0.35
26/06/2011 21:00	1.145	10.42	0.35
26/06/2011 22:00	1.15	10.41	0.35
26/06/2011 23:00	1.149	10.41	0.35
27/06/2011 00:00	1.149	10.42	0.35
27/06/2011 01:00	1.148	10.42	0.35
27/06/2011 02:00	1.154	10.42	0.35
27/06/2011 03:00	1.15	10.43	0.35
27/06/2011 04:00	1.15	10.43	0.35
27/06/2011 05:00	1.151	10.4	0.35
27/06/2011 06:00	1.153	10.41	0.35
27/06/2011 07:00	1.147	10.41	0.35
27/06/2011 08:00	1.137	10.41	0.35
27/06/2011 09:00	1.138	10.4	0.36
27/06/2011 10:00	1.136	10.41	0.36
27/06/2011 11:00	1.136	10.41	0.35
27/06/2011 12:00	1.135	10.41	0.35
27/06/2011 13:00	1.133	10.41	0.35
27/06/2011 14:00	1.135	10.43	0.36
27/06/2011 15:00	1.129	10.43	0.36
27/06/2011 16:00	1.136	10.4	0.35
27/06/2011 17:00	1.131	10.42	0.36
27/06/2011 18:00	1.14	10.41	0.36
27/06/2011 19:00	1.143	10.4	0.35
27/06/2011 20:00	1.143	10.37	0.35
27/06/2011 21:00	1.148	10.4	0.35
27/06/2011 22:00	1.148	10.4	0.35
27/06/2011 23:00	1.152	10.41	0.35
28/06/2011 00:00	1.152	10.4	0.35
28/06/2011 01:00	1.153	10.4	0.35
28/06/2011 02:00	1.156	10.4	0.35
28/06/2011 03:00	1.15	10.39	0.35
28/06/2011 04:00	1.153	10.4	0.35
28/06/2011 05:00	1.148	10.4	0.35
28/06/2011 06:00	1.147	10.39	0.35
28/06/2011 07:00	1.146	10.39	0.35
28/06/2011 08:00	1.139	10.39	0.35
28/06/2011 09:00	1.137	10.39	0.36
28/06/2011 10:00	1.138	10.39	0.35
28/06/2011 11:00	1.136	10.4	0.36
28/06/2011 12:00	1.135	10.39	0.36
28/06/2011 13:00	1.133	10.39	0.36
28/06/2011 14:00	1.135	10.4	0.36
28/06/2011 15:00	1.134	10.39	0.36
28/06/2011 16:00	1.145	10.39	0.36
28/06/2011 17:00	1.143	10.39	0.36
28/06/2011 18:00	1.148	10.39	0.36
28/06/2011 19:00	1.154	10.39	0.35
28/06/2011 20:00	1.151	10.4	0.36
28/06/2011 21:00	1.149	10.39	0.36
28/06/2011 22:00	1.154	10.4	0.36
28/06/2011 23:00	1.153	10.38	0.36
29/06/2011 00:00	1.154	10.4	0.36
29/06/2011 01:00	1.151	10.4	0.35

29/06/2011 02:00	1.151	10.39	0.35
29/06/2011 03:00	1.15	10.41	0.35
29/06/2011 04:00	1.152	10.42	0.35
29/06/2011 05:00	1.155	10.42	0.35
29/06/2011 06:00	1.15	10.4	0.35
29/06/2011 07:00	1.151	10.41	0.35
29/06/2011 08:00	1.138	10.4	0.35
29/06/2011 09:00	1.137	10.39	0.35
29/06/2011 10:00	1.135	10.4	0.35
29/06/2011 11:00	1.133	10.41	0.35
29/06/2011 12:00	1.133	10.4	0.35
29/06/2011 13:00	1.136	10.41	0.35

END OF DATA FILE OF DATALOGGER FOR WINDOWS

0_K4994_110715104305.CSV

Data file for DataLogger.

=====

COMPANY : <Company name>

COMP.STATUS: Done

DATE : 15/07/2011

TIME : 10:43:29

FILENAME : C:\Documents and Settings\All Users\Application Data\DiverOffice\Sizewell\CSV\pz2009_2

CREATED BY : SWS Diver-Office 4.0.76.0

===== BEGINNING OF DATA =====

[Logger settings]

Instrument type =CTD-Diver=17

Status =Started =0

Serial number =..00-K4996 317.

Instrument number =
=0

Location =pz2009_21

Sample period =M60

Sample method =T

Number of channels =3

[Channel 1]

Identification =WATER HEAD

Reference level =4.000 m

Range =17.500 m

Master level =1750 CMH2O

Altitude =0 m

[Channel 2]

Identification =TEMPERATURE

Reference level =-20.00 °C

Range =100.00 °C

[Channel 3]

Identification =1: CONDUCTIVITY

Reference level =0.00 mS/cm

Range =120.00 mS/cm

[Series settings]

Serial number =..00-K4996 317.

Instrument number =

Location =pz2009_21

Sample period =00 00:60:00 0

Sample method =T

Start date / time =00:00:06 09/04/11

End date / time =00:00:11 28/06/11

[Channel 1 from data header]

Identification =WATER HEAD

Reference level =4.000 m

Range =17.500 m

Master level =1750 CMH2O

Altitude =0 m

[Channel 2 from data header]

Identification =TEMPERATURE

Reference level =-20.00 °C

Range =100.00 °C

[Channel 3 from data header]

Identification =1: CONDUCTIVITY

Reference level =0.00 mS/cm
Range =120.00 mS/cm

[Data]

1926

Date/time	Water head[m]	Temperature[°C]	1:Conductivity[mS/cm]
09/04/2011 06:00	0.748	12.32	1.06
09/04/2011 07:00	0.746	12.3	1.06
09/04/2011 08:00	0.741	12.32	1.06
09/04/2011 09:00	0.732	12.31	1.06
09/04/2011 10:00	0.732	12.29	1.06
09/04/2011 11:00	0.732	12.32	1.07
09/04/2011 12:00	0.73	12.29	1.06
09/04/2011 13:00	0.733	12.35	1.07
09/04/2011 14:00	0.739	12.35	1.07
09/04/2011 15:00	0.742	12.31	1.06
09/04/2011 16:00	0.743	12.35	1.07
09/04/2011 17:00	0.745	12.31	1.06
09/04/2011 18:00	0.751	12.29	1.06
09/04/2011 19:00	0.751	12.3	1.06
09/04/2011 20:00	0.749	12.29	1.06
09/04/2011 21:00	0.746	12.31	1.06
09/04/2011 22:00	0.745	12.34	1.07
09/04/2011 23:00	0.745	12.3	1.06
10/04/2011 00:00	0.743	12.32	1.06
10/04/2011 01:00	0.743	12.3	1.06
10/04/2011 02:00	0.748	12.26	1.06
10/04/2011 03:00	0.745	12.3	1.06
10/04/2011 04:00	0.75	12.33	1.06
10/04/2011 05:00	0.746	12.28	1.06
10/04/2011 06:00	0.744	12.38	1.07
10/04/2011 07:00	0.739	12.31	1.06
10/04/2011 08:00	0.736	12.33	1.07
10/04/2011 09:00	0.729	12.28	1.06
10/04/2011 10:00	0.726	12.3	1.06
10/04/2011 11:00	0.73	12.28	1.06
10/04/2011 12:00	0.73	12.27	1.06
10/04/2011 13:00	0.73	12.27	1.06
10/04/2011 14:00	0.728	12.31	1.07
10/04/2011 15:00	0.734	12.29	1.07
10/04/2011 16:00	0.74	12.36	1.07
10/04/2011 17:00	0.741	12.37	1.07
10/04/2011 18:00	0.748	12.37	1.07
10/04/2011 19:00	0.744	12.3	1.07
10/04/2011 20:00	0.748	12.28	1.06
10/04/2011 21:00	0.746	12.33	1.07
10/04/2011 22:00	0.742	12.31	1.07
10/04/2011 23:00	0.743	12.34	1.07
11/04/2011 00:00	0.742	12.31	1.07
11/04/2011 01:00	0.738	12.29	1.07
11/04/2011 02:00	0.741	12.36	1.07
11/04/2011 03:00	0.742	12.27	1.06
11/04/2011 04:00	0.741	12.35	1.07
11/04/2011 05:00	0.744	12.29	1.06
11/04/2011 06:00	0.743	12.27	1.06
11/04/2011 07:00	0.744	12.29	1.06
11/04/2011 08:00	0.737	12.29	1.06
11/04/2011 09:00	0.737	12.27	1.06

11/04/2011 10:00	0.731	12.35	1.07
11/04/2011 11:00	0.734	12.27	1.06
11/04/2011 12:00	0.737	12.24	1.06
11/04/2011 13:00	0.733	12.29	1.06
11/04/2011 14:00	0.735	12.29	1.06
11/04/2011 15:00	0.739	12.28	1.06
11/04/2011 16:00	0.745	12.31	1.06
11/04/2011 17:00	0.752	12.28	1.06
11/04/2011 18:00	0.747	12.32	1.06
11/04/2011 19:00	0.739	12.31	1.06
11/04/2011 20:00	0.739	12.27	1.06
11/04/2011 21:00	0.74	12.26	1.06
11/04/2011 22:00	0.742	12.27	1.06
11/04/2011 23:00	0.74	12.27	1.07
12/04/2011 00:00	0.739	12.27	1.07
12/04/2011 01:00	0.734	12.27	1.07
12/04/2011 02:00	0.736	12.27	1.07
12/04/2011 03:00	0.735	12.33	1.07
12/04/2011 04:00	0.736	12.28	1.07
12/04/2011 05:00	0.733	12.28	1.07
12/04/2011 06:00	0.734	12.25	1.07
12/04/2011 07:00	0.733	12.32	1.07
12/04/2011 08:00	0.726	12.26	1.07
12/04/2011 09:00	0.725	12.33	1.07
12/04/2011 10:00	0.725	12.28	1.07
12/04/2011 11:00	0.728	12.31	1.07
12/04/2011 12:00	0.729	12.27	1.07
12/04/2011 13:00	0.733	12.29	1.07
12/04/2011 14:00	0.726	12.26	1.07
12/04/2011 15:00	0.733	12.28	1.07
12/04/2011 16:00	0.733	12.28	1.07
12/04/2011 17:00	0.738	12.32	1.07
12/04/2011 18:00	0.739	12.34	1.07
12/04/2011 19:00	0.745	12.28	1.07
12/04/2011 20:00	0.743	12.28	1.07
12/04/2011 21:00	0.739	12.28	1.07
12/04/2011 22:00	0.737	12.26	1.07
12/04/2011 23:00	0.737	12.36	1.07
13/04/2011 00:00	0.74	12.3	1.07
13/04/2011 01:00	0.735	12.25	1.07
13/04/2011 02:00	0.734	12.33	1.07
13/04/2011 03:00	0.733	12.26	1.07
13/04/2011 04:00	0.736	12.34	1.07
13/04/2011 05:00	0.734	12.26	1.07
13/04/2011 06:00	0.738	12.27	1.07
13/04/2011 07:00	0.739	12.31	1.07
13/04/2011 08:00	0.734	12.27	1.06
13/04/2011 09:00	0.729	12.3	1.07
13/04/2011 10:00	0.733	12.28	1.06
13/04/2011 11:00	0.733	12.28	1.06
13/04/2011 12:00	0.734	12.29	1.06
13/04/2011 13:00	0.74	12.28	1.06
13/04/2011 14:00	0.736	12.29	1.06
13/04/2011 15:00	0.735	12.26	1.06
13/04/2011 16:00	0.738	12.25	1.06
13/04/2011 17:00	0.74	12.32	1.06
13/04/2011 18:00	0.739	12.25	1.06
13/04/2011 19:00	0.743	12.25	1.06
13/04/2011 20:00	0.742	12.23	1.06

13/04/2011 21:00	0.741	12.24	1.06
13/04/2011 22:00	0.741	12.22	1.06
13/04/2011 23:00	0.743	12.27	1.07
14/04/2011 00:00	0.742	12.28	1.07
14/04/2011 01:00	0.74	12.26	1.07
14/04/2011 02:00	0.734	12.26	1.07
14/04/2011 03:00	0.736	12.26	1.07
14/04/2011 04:00	0.739	12.22	1.07
14/04/2011 05:00	0.736	12.26	1.07
14/04/2011 06:00	0.736	12.24	1.07
14/04/2011 07:00	0.734	12.25	1.07
14/04/2011 08:00	0.735	12.28	1.07
14/04/2011 09:00	0.731	12.23	1.07
14/04/2011 10:00	0.73	12.3	1.07
14/04/2011 11:00	0.727	12.32	1.07
14/04/2011 12:00	0.726	12.24	1.07
14/04/2011 13:00	0.725	12.26	1.07
14/04/2011 14:00	0.724	12.23	1.06
14/04/2011 15:00	0.731	12.28	1.07
14/04/2011 16:00	0.729	12.29	1.06
14/04/2011 17:00	0.735	12.28	1.06
14/04/2011 18:00	0.736	12.3	1.06
14/04/2011 19:00	0.739	12.28	1.06
14/04/2011 20:00	0.737	12.23	1.06
14/04/2011 21:00	0.736	12.27	1.06
14/04/2011 22:00	0.741	12.28	1.06
14/04/2011 23:00	0.738	12.31	1.06
15/04/2011 00:00	0.738	12.27	1.06
15/04/2011 01:00	0.737	12.25	1.06
15/04/2011 02:00	0.731	12.25	1.06
15/04/2011 03:00	0.732	12.28	1.06
15/04/2011 04:00	0.733	12.27	1.06
15/04/2011 05:00	0.73	12.28	1.06
15/04/2011 06:00	0.731	12.23	1.06
15/04/2011 07:00	0.73	12.31	1.06
15/04/2011 08:00	0.728	12.27	1.06
15/04/2011 09:00	0.729	12.29	1.06
15/04/2011 10:00	0.727	12.25	1.06
15/04/2011 11:00	0.723	12.28	1.06
15/04/2011 12:00	0.722	12.24	1.06
15/04/2011 13:00	0.719	12.24	1.06
15/04/2011 14:00	0.717	12.28	1.06
15/04/2011 15:00	0.718	12.3	1.06
15/04/2011 16:00	0.72	12.23	1.06
15/04/2011 17:00	0.721	12.28	1.06
15/04/2011 18:00	0.725	12.24	1.06
15/04/2011 19:00	0.728	12.24	1.06
15/04/2011 20:00	0.732	12.21	1.06
15/04/2011 21:00	0.732	12.26	1.06
15/04/2011 22:00	0.729	12.29	1.06
15/04/2011 23:00	0.731	12.24	1.06
16/04/2011 00:00	0.733	12.26	1.06
16/04/2011 01:00	0.732	12.23	1.06
16/04/2011 02:00	0.729	12.24	1.06
16/04/2011 03:00	0.727	12.26	1.06
16/04/2011 04:00	0.724	12.22	1.06
16/04/2011 05:00	0.722	12.25	1.06
16/04/2011 06:00	0.722	12.29	1.06
16/04/2011 07:00	0.723	12.22	1.06

16/04/2011 08:00	0.719	12.29	1.06
16/04/2011 09:00	0.722	12.19	1.06
16/04/2011 10:00	0.718	12.24	1.06
16/04/2011 11:00	0.718	12.24	1.06
16/04/2011 12:00	0.72	12.25	1.06
16/04/2011 13:00	0.723	12.28	1.06
16/04/2011 14:00	0.72	12.25	1.06
16/04/2011 15:00	0.719	12.28	1.06
16/04/2011 16:00	0.717	12.24	1.06
16/04/2011 17:00	0.716	12.28	1.06
16/04/2011 18:00	0.712	12.26	1.06
16/04/2011 19:00	0.722	12.22	1.06
16/04/2011 20:00	0.727	12.25	1.06
16/04/2011 21:00	0.729	12.2	1.06
16/04/2011 22:00	0.729	12.31	1.06
16/04/2011 23:00	0.725	12.29	1.06
17/04/2011 00:00	0.729	12.29	1.06
17/04/2011 01:00	0.731	12.22	1.06
17/04/2011 02:00	0.727	12.21	1.06
17/04/2011 03:00	0.728	12.22	1.06
17/04/2011 04:00	0.722	12.26	1.06
17/04/2011 05:00	0.726	12.22	1.06
17/04/2011 06:00	0.719	12.25	1.06
17/04/2011 07:00	0.721	12.24	1.06
17/04/2011 08:00	0.72	12.22	1.06
17/04/2011 09:00	0.713	12.21	1.06
17/04/2011 10:00	0.712	12.28	1.06
17/04/2011 11:00	0.708	12.19	1.06
17/04/2011 12:00	0.712	12.25	1.06
17/04/2011 13:00	0.717	12.21	1.06
17/04/2011 14:00	0.719	12.27	1.06
17/04/2011 15:00	0.713	12.25	1.06
17/04/2011 16:00	0.714	12.25	1.06
17/04/2011 17:00	0.716	12.22	1.06
17/04/2011 18:00	0.722	12.21	1.06
17/04/2011 19:00	0.724	12.23	1.06
17/04/2011 20:00	0.722	12.25	1.06
17/04/2011 21:00	0.728	12.27	1.06
17/04/2011 22:00	0.726	12.28	1.06
17/04/2011 23:00	0.731	12.26	1.06
18/04/2011 00:00	0.731	12.24	1.06
18/04/2011 01:00	0.729	12.24	1.06
18/04/2011 02:00	0.732	12.22	1.06
18/04/2011 03:00	0.731	12.26	1.06
18/04/2011 04:00	0.73	12.22	1.06
18/04/2011 05:00	0.729	12.24	1.06
18/04/2011 06:00	0.727	12.19	1.06
18/04/2011 07:00	0.723	12.21	1.06
18/04/2011 08:00	0.726	12.22	1.06
18/04/2011 09:00	0.712	12.23	1.06
18/04/2011 10:00	0.711	12.24	1.06
18/04/2011 11:00	0.72	12.23	1.06
18/04/2011 12:00	0.718	12.29	1.06
18/04/2011 13:00	0.722	12.24	1.06
18/04/2011 14:00	0.718	12.26	1.06
18/04/2011 15:00	0.723	12.25	1.06
18/04/2011 16:00	0.726	12.21	1.06
18/04/2011 17:00	0.728	12.26	1.06
18/04/2011 18:00	0.734	12.21	1.06

18/04/2011 19:00	0.737	12.21	1.06
18/04/2011 20:00	0.735	12.23	1.06
18/04/2011 21:00	0.729	12.24	1.06
18/04/2011 22:00	0.733	12.23	1.06
18/04/2011 23:00	0.733	12.26	1.06
19/04/2011 00:00	0.736	12.27	1.06
19/04/2011 01:00	0.738	12.21	1.06
19/04/2011 02:00	0.741	12.21	1.06
19/04/2011 03:00	0.735	12.23	1.06
19/04/2011 04:00	0.731	12.24	1.06
19/04/2011 05:00	0.736	12.22	1.06
19/04/2011 06:00	0.729	12.22	1.06
19/04/2011 07:00	0.725	12.2	1.06
19/04/2011 08:00	0.72	12.23	1.06
19/04/2011 09:00	0.717	12.27	1.06
19/04/2011 10:00	0.715	12.21	1.06
19/04/2011 11:00	0.705	12.24	1.05
19/04/2011 12:00	0.709	12.19	1.05
19/04/2011 13:00	0.711	12.04	1.05
19/04/2011 14:00	0.711	12.13	1.05
19/04/2011 15:00	0.713	12.15	1.06
19/04/2011 16:00	0.714	12.19	1.06
19/04/2011 17:00	0.72	12.2	1.06
19/04/2011 18:00	0.718	12.18	1.06
19/04/2011 19:00	0.719	12.16	1.06
19/04/2011 20:00	0.72	12.22	1.06
19/04/2011 21:00	0.718	12.2	1.06
19/04/2011 22:00	0.721	12.21	1.06
19/04/2011 23:00	0.723	12.25	1.06
20/04/2011 00:00	0.717	12.18	1.06
20/04/2011 01:00	0.724	12.24	1.06
20/04/2011 02:00	0.725	12.21	1.06
20/04/2011 03:00	0.727	12.23	1.06
20/04/2011 04:00	0.726	12.22	1.06
20/04/2011 05:00	0.725	12.25	1.06
20/04/2011 06:00	0.723	12.2	1.05
20/04/2011 07:00	0.717	12.22	1.06
20/04/2011 08:00	0.711	12.2	1.05
20/04/2011 09:00	0.704	12.22	1.06
20/04/2011 10:00	0.041	11.97	1.06
20/04/2011 11:00	0.699	12.19	1.06
20/04/2011 12:00	0.716	12.2	1.06
20/04/2011 13:00	0.711	12.16	1.06
20/04/2011 14:00	0.714	12.18	1.06
20/04/2011 15:00	0.709	12.18	1.06
20/04/2011 16:00	0.72	12.21	1.06
20/04/2011 17:00	0.72	12.21	1.06
20/04/2011 18:00	0.716	12.23	1.06
20/04/2011 19:00	0.714	12.2	1.06
20/04/2011 20:00	0.71	12.19	1.06
20/04/2011 21:00	0.71	12.17	1.06
20/04/2011 22:00	0.707	12.17	1.06
20/04/2011 23:00	0.712	12.26	1.06
21/04/2011 00:00	0.713	12.24	1.06
21/04/2011 01:00	0.717	12.22	1.06
21/04/2011 02:00	0.717	12.23	1.06
21/04/2011 03:00	0.721	12.22	1.06
21/04/2011 04:00	0.715	12.19	1.06
21/04/2011 05:00	0.717	12.16	1.06

21/04/2011 06:00	0.717	12.2	1.06
21/04/2011 07:00	0.712	12.19	1.06
21/04/2011 08:00	0.706	12.19	1.06
21/04/2011 09:00	0.702	12.17	1.06
21/04/2011 10:00	0.705	12.15	1.06
21/04/2011 11:00	0.7	12.19	1.06
21/04/2011 12:00	0.701	12.18	1.06
21/04/2011 13:00	0.703	12.17	1.06
21/04/2011 14:00	0.703	12.21	1.06
21/04/2011 15:00	0.711	12.22	1.06
21/04/2011 16:00	0.715	12.27	1.06
21/04/2011 17:00	0.712	12.17	1.06
21/04/2011 18:00	0.722	12.2	1.06
21/04/2011 19:00	0.72	12.19	1.06
21/04/2011 20:00	0.716	12.17	1.06
21/04/2011 21:00	0.713	12.16	1.06
21/04/2011 22:00	0.718	12.22	1.06
21/04/2011 23:00	0.713	12.21	1.06
22/04/2011 00:00	0.715	12.21	1.06
22/04/2011 01:00	0.719	12.17	1.06
22/04/2011 02:00	0.72	12.27	1.06
22/04/2011 03:00	0.721	12.18	1.06
22/04/2011 04:00	0.724	12.23	1.06
22/04/2011 05:00	0.721	12.22	1.06
22/04/2011 06:00	0.722	12.17	1.06
22/04/2011 07:00	0.718	12.21	1.06
22/04/2011 08:00	0.712	12.17	1.06
22/04/2011 09:00	0.71	12.22	1.06
22/04/2011 10:00	0.703	12.19	1.06
22/04/2011 11:00	0.706	12.16	1.06
22/04/2011 12:00	0.699	12.18	1.06
22/04/2011 13:00	0.703	12.17	1.06
22/04/2011 14:00	0.705	12.2	1.06
22/04/2011 15:00	0.712	12.15	1.06
22/04/2011 16:00	0.717	12.2	1.06
22/04/2011 17:00	0.712	12.21	1.06
22/04/2011 18:00	0.718	12.16	1.06
22/04/2011 19:00	0.715	12.19	1.06
22/04/2011 20:00	0.715	12.16	1.06
22/04/2011 21:00	0.714	12.17	1.06
22/04/2011 22:00	0.715	12.21	1.06
22/04/2011 23:00	0.709	12.17	1.06
23/04/2011 00:00	0.714	12.17	1.06
23/04/2011 01:00	0.712	12.16	1.06
23/04/2011 02:00	0.712	12.18	1.06
23/04/2011 03:00	0.712	12.2	1.06
23/04/2011 04:00	0.71	12.19	1.06
23/04/2011 05:00	0.71	12.24	1.07
23/04/2011 06:00	0.709	12.14	1.06
23/04/2011 07:00	0.709	12.14	1.06
23/04/2011 08:00	0.704	12.17	1.06
23/04/2011 09:00	0.697	12.14	1.06
23/04/2011 10:00	0.697	12.19	1.06
23/04/2011 11:00	0.696	12.16	1.06
23/04/2011 12:00	0.697	12.22	1.07
23/04/2011 13:00	0.698	12.2	1.06
23/04/2011 14:00	0.703	12.19	1.06
23/04/2011 15:00	0.708	12.18	1.06
23/04/2011 16:00	0.71	12.18	1.06

23/04/2011 17:00	0.71	12.21	1.06
23/04/2011 18:00	0.717	12.22	1.06
23/04/2011 19:00	0.712	12.19	1.06
23/04/2011 20:00	0.712	12.2	1.06
23/04/2011 21:00	0.705	12.18	1.06
23/04/2011 22:00	0.708	12.16	1.06
23/04/2011 23:00	0.702	12.21	1.06
24/04/2011 00:00	0.704	12.21	1.07
24/04/2011 01:00	0.707	12.18	1.06
24/04/2011 02:00	0.706	12.15	1.06
24/04/2011 03:00	0.705	12.17	1.06
24/04/2011 04:00	0.708	12.17	1.06
24/04/2011 05:00	0.709	12.21	1.06
24/04/2011 06:00	0.705	12.16	1.06
24/04/2011 07:00	0.702	12.15	1.06
24/04/2011 08:00	0.693	12.16	1.06
24/04/2011 09:00	0.694	12.14	1.06
24/04/2011 10:00	0.691	12.2	1.06
24/04/2011 11:00	0.688	12.14	1.06
24/04/2011 12:00	0.693	12.24	1.07
24/04/2011 13:00	0.691	12.16	1.06
24/04/2011 14:00	0.687	12.14	1.06
24/04/2011 15:00	0.695	12.15	1.06
24/04/2011 16:00	0.702	12.14	1.06
24/04/2011 17:00	0.705	12.18	1.06
24/04/2011 18:00	0.702	12.13	1.06
24/04/2011 19:00	0.705	12.19	1.06
24/04/2011 20:00	0.705	12.18	1.06
24/04/2011 21:00	0.702	12.15	1.06
24/04/2011 22:00	0.705	12.19	1.06
24/04/2011 23:00	0.7	12.18	1.06
25/04/2011 00:00	0.703	12.17	1.06
25/04/2011 01:00	0.701	12.13	1.06
25/04/2011 02:00	0.704	12.18	1.06
25/04/2011 03:00	0.7	12.18	1.06
25/04/2011 04:00	0.704	12.15	1.06
25/04/2011 05:00	0.704	12.15	1.06
25/04/2011 06:00	0.701	12.17	1.06
25/04/2011 07:00	0.7	12.17	1.06
25/04/2011 08:00	0.697	12.19	1.06
25/04/2011 09:00	0.691	12.18	1.06
25/04/2011 10:00	0.692	12.16	1.06
25/04/2011 11:00	0.692	12.18	1.06
25/04/2011 12:00	0.689	12.21	1.06
25/04/2011 13:00	0.69	12.22	1.06
25/04/2011 14:00	0.691	12.2	1.06
25/04/2011 15:00	0.688	12.17	1.06
25/04/2011 16:00	0.693	12.15	1.06
25/04/2011 17:00	0.697	12.15	1.06
25/04/2011 18:00	0.7	12.15	1.06
25/04/2011 19:00	0.706	12.21	1.06
25/04/2011 20:00	0.703	12.15	1.06
25/04/2011 21:00	0.702	12.14	1.06
25/04/2011 22:00	0.7	12.16	1.06
25/04/2011 23:00	0.696	12.13	1.06
26/04/2011 00:00	0.699	12.18	1.06
26/04/2011 01:00	0.698	12.22	1.06
26/04/2011 02:00	0.7	12.16	1.06
26/04/2011 03:00	0.694	12.18	1.06

26/04/2011 04:00	0.699	12.14	1.06
26/04/2011 05:00	0.701	12.17	1.06
26/04/2011 06:00	0.7	12.16	1.06
26/04/2011 07:00	0.699	12.18	1.06
26/04/2011 08:00	0.695	12.13	1.06
26/04/2011 09:00	0.697	12.14	1.06
26/04/2011 10:00	0.691	12.12	1.06
26/04/2011 11:00	0.688	12.2	1.06
26/04/2011 12:00	0.686	12.17	1.06
26/04/2011 13:00	0.685	12.17	1.06
26/04/2011 14:00	0.694	12.21	1.06
26/04/2011 15:00	0.692	12.19	1.06
26/04/2011 16:00	0.691	12.13	1.06
26/04/2011 17:00	0.698	12.15	1.06
26/04/2011 18:00	0.699	12.16	1.06
26/04/2011 19:00	0.703	12.19	1.06
26/04/2011 20:00	0.698	12.13	1.06
26/04/2011 21:00	0.701	12.18	1.06
26/04/2011 22:00	0.696	12.14	1.06
26/04/2011 23:00	0.699	12.17	1.06
27/04/2011 00:00	0.698	12.12	1.06
27/04/2011 01:00	0.699	12.15	1.06
27/04/2011 02:00	0.697	12.21	1.06
27/04/2011 03:00	0.697	12.16	1.06
27/04/2011 04:00	0.695	12.14	1.06
27/04/2011 05:00	0.693	12.13	1.06
27/04/2011 06:00	0.693	12.17	1.06
27/04/2011 07:00	0.691	12.17	1.06
27/04/2011 08:00	0.695	12.16	1.06
27/04/2011 09:00	0.687	12.16	1.06
27/04/2011 10:00	0.688	12.15	1.06
27/04/2011 11:00	0.688	12.15	1.06
27/04/2011 12:00	0.688	12.17	1.06
27/04/2011 13:00	0.682	12.13	1.06
27/04/2011 14:00	0.686	12.2	1.06
27/04/2011 15:00	0.689	12.12	1.06
27/04/2011 16:00	0.686	12.14	1.06
27/04/2011 17:00	0.687	12.13	1.06
27/04/2011 18:00	0.694	12.21	1.06
27/04/2011 19:00	0.698	12.15	1.06
27/04/2011 20:00	0.702	12.11	1.05
27/04/2011 21:00	0.704	12.15	1.06
27/04/2011 22:00	0.698	12.15	1.05
27/04/2011 23:00	0.705	12.15	1.05
28/04/2011 00:00	0.704	12.17	1.06
28/04/2011 01:00	0.705	12.15	1.05
28/04/2011 02:00	0.7	12.13	1.05
28/04/2011 03:00	0.702	12.15	1.05
28/04/2011 04:00	0.701	12.19	1.06
28/04/2011 05:00	0.696	12.13	1.05
28/04/2011 06:00	0.696	12.16	1.05
28/04/2011 07:00	0.699	12.12	1.05
28/04/2011 08:00	0.701	12.18	1.06
28/04/2011 09:00	0.701	12.14	1.05
28/04/2011 10:00	0.7	12.13	1.05
28/04/2011 11:00	0.7	12.14	1.05
28/04/2011 12:00	0.697	12.17	1.05
28/04/2011 13:00	0.697	12.18	1.05
28/04/2011 14:00	0.697	12.16	1.05

28/04/2011 15:00	0.698	12.15	1.05
28/04/2011 16:00	0.698	12.14	1.05
28/04/2011 17:00	0.7	12.13	1.05
28/04/2011 18:00	0.704	12.18	1.05
28/04/2011 19:00	0.707	12.14	1.05
28/04/2011 20:00	0.709	12.19	1.05
28/04/2011 21:00	0.707	12.17	1.05
28/04/2011 22:00	0.708	12.19	1.05
28/04/2011 23:00	0.708	12.15	1.05
29/04/2011 00:00	0.71	12.13	1.05
29/04/2011 01:00	0.707	12.17	1.05
29/04/2011 02:00	0.709	12.15	1.05
29/04/2011 03:00	0.706	12.16	1.05
29/04/2011 04:00	0.708	12.13	1.05
29/04/2011 05:00	0.71	12.15	1.05
29/04/2011 06:00	0.706	12.12	1.05
29/04/2011 07:00	0.706	12.12	1.05
29/04/2011 08:00	0.702	12.19	1.06
29/04/2011 09:00	0.698	12.14	1.05
29/04/2011 10:00	0.698	12.15	1.06
29/04/2011 11:00	0.693	12.12	1.05
29/04/2011 12:00	0.695	12.11	1.05
29/04/2011 13:00	0.699	12.12	1.06
29/04/2011 14:00	0.701	12.12	1.06
29/04/2011 15:00	0.701	12.12	1.06
29/04/2011 16:00	0.702	12.14	1.06
29/04/2011 17:00	0.706	12.12	1.06
29/04/2011 18:00	0.707	12.14	1.06
29/04/2011 19:00	0.71	12.2	1.06
29/04/2011 20:00	0.708	12.13	1.05
29/04/2011 21:00	0.708	12.11	1.05
29/04/2011 22:00	0.71	12.15	1.05
29/04/2011 23:00	0.709	12.14	1.06
30/04/2011 00:00	0.71	12.13	1.05
30/04/2011 01:00	0.71	12.13	1.05
30/04/2011 02:00	0.714	12.09	1.05
30/04/2011 03:00	0.71	12.12	1.05
30/04/2011 04:00	0.707	12.15	1.06
30/04/2011 05:00	0.704	12.11	1.05
30/04/2011 06:00	0.705	12.13	1.06
30/04/2011 07:00	0.702	12.12	1.06
30/04/2011 08:00	0.703	12.13	1.06
30/04/2011 09:00	0.696	12.1	1.06
30/04/2011 10:00	0.693	12.13	1.06
30/04/2011 11:00	0.696	12.19	1.06
30/04/2011 12:00	0.697	12.15	1.06
30/04/2011 13:00	0.696	12.17	1.06
30/04/2011 14:00	0.697	12.13	1.06
30/04/2011 15:00	0.697	12.11	1.06
30/04/2011 16:00	0.697	12.12	1.06
30/04/2011 17:00	0.699	12.13	1.06
30/04/2011 18:00	0.704	12.13	1.06
30/04/2011 19:00	0.707	12.1	1.06
30/04/2011 20:00	0.711	12.12	1.06
30/04/2011 21:00	0.71	12.12	1.06
30/04/2011 22:00	0.704	12.12	1.06
30/04/2011 23:00	0.708	12.13	1.06
01/05/2011 00:00	0.708	12.12	1.06
01/05/2011 01:00	0.706	12.11	1.06

01/05/2011 02:00	0.704	12.17	1.06
01/05/2011 03:00	0.709	12.1	1.06
01/05/2011 04:00	0.708	12.13	1.06
01/05/2011 05:00	0.704	12.19	1.06
01/05/2011 06:00	0.7	12.19	1.06
01/05/2011 07:00	0.698	12.15	1.06
01/05/2011 08:00	0.694	12.13	1.06
01/05/2011 09:00	0.693	12.16	1.06
01/05/2011 10:00	0.691	12.17	1.06
01/05/2011 11:00	0.696	12.18	1.06
01/05/2011 12:00	0.691	12.15	1.06
01/05/2011 13:00	0.696	12.17	1.06
01/05/2011 14:00	0.697	12.11	1.06
01/05/2011 15:00	0.694	12.19	1.06
01/05/2011 16:00	0.694	12.12	1.06
01/05/2011 17:00	0.692	12.14	1.06
01/05/2011 18:00	0.695	12.17	1.06
01/05/2011 19:00	0.703	12.16	1.06
01/05/2011 20:00	0.701	12.12	1.06
01/05/2011 21:00	0.702	12.13	1.06
01/05/2011 22:00	0.705	12.15	1.06
01/05/2011 23:00	0.703	12.14	1.06
02/05/2011 00:00	0.705	12.14	1.06
02/05/2011 01:00	0.706	12.16	1.06
02/05/2011 02:00	0.706	12.11	1.06
02/05/2011 03:00	0.703	12.17	1.06
02/05/2011 04:00	0.706	12.11	1.06
02/05/2011 05:00	0.706	12.15	1.06
02/05/2011 06:00	0.704	12.14	1.06
02/05/2011 07:00	0.698	12.13	1.06
02/05/2011 08:00	0.696	12.17	1.06
02/05/2011 09:00	0.69	12.13	1.06
02/05/2011 10:00	0.689	12.13	1.06
02/05/2011 11:00	0.696	12.15	1.06
02/05/2011 12:00	0.695	12.15	1.06
02/05/2011 13:00	0.693	12.11	1.06
02/05/2011 14:00	0.697	12.15	1.06
02/05/2011 15:00	0.693	12.13	1.06
02/05/2011 16:00	0.702	12.15	1.06
02/05/2011 17:00	0.696	12.13	1.06
02/05/2011 18:00	0.695	12.13	1.06
02/05/2011 19:00	0.7	12.15	1.06
02/05/2011 20:00	0.698	12.17	1.06
02/05/2011 21:00	0.699	12.15	1.06
02/05/2011 22:00	0.703	12.12	1.06
02/05/2011 23:00	0.705	12.13	1.06
03/05/2011 00:00	0.704	12.15	1.06
03/05/2011 01:00	0.704	12.18	1.06
03/05/2011 02:00	0.707	12.15	1.06
03/05/2011 03:00	0.706	12.09	1.06
03/05/2011 04:00	0.703	12.11	1.06
03/05/2011 05:00	0.7	12.17	1.06
03/05/2011 06:00	0.695	12.09	1.06
03/05/2011 07:00	0.691	12.13	1.06
03/05/2011 08:00	0.687	12.15	1.06
03/05/2011 09:00	0.684	12.11	1.06
03/05/2011 10:00	0.684	12.1	1.06
03/05/2011 11:00	0.688	12.1	1.06
03/05/2011 12:00	0.688	12.15	1.06

03/05/2011 13:00	0.687	12.13	1.06
03/05/2011 14:00	0.689	12.1	1.06
03/05/2011 15:00	0.689	12.12	1.06
03/05/2011 16:00	0.689	12.14	1.06
03/05/2011 17:00	0.688	12.14	1.06
03/05/2011 18:00	0.688	12.17	1.06
03/05/2011 19:00	0.697	12.12	1.06
03/05/2011 20:00	0.695	12.17	1.06
03/05/2011 21:00	0.693	12.11	1.06
03/05/2011 22:00	0.698	12.11	1.06
03/05/2011 23:00	0.7	12.11	1.06
04/05/2011 00:00	0.698	12.12	1.06
04/05/2011 01:00	0.7	12.12	1.06
04/05/2011 02:00	0.699	12.15	1.06
04/05/2011 03:00	0.7	12.13	1.06
04/05/2011 04:00	0.696	12.11	1.06
04/05/2011 05:00	0.698	12.12	1.06
04/05/2011 06:00	0.694	12.09	1.06
04/05/2011 07:00	0.69	12.12	1.06
04/05/2011 08:00	0.686	12.12	1.06
04/05/2011 09:00	0.68	12.11	1.06
04/05/2011 10:00	0.678	12.12	1.06
04/05/2011 11:00	0.678	12.08	1.06
04/05/2011 12:00	0.679	12.09	1.06
04/05/2011 13:00	0.683	12.14	1.06
04/05/2011 14:00	0.685	12.14	1.06
04/05/2011 15:00	0.685	12.16	1.06
04/05/2011 16:00	0.691	12.13	1.06
04/05/2011 17:00	0.695	12.11	1.06
04/05/2011 18:00	0.691	12.11	1.06
04/05/2011 19:00	0.695	12.1	1.06
04/05/2011 20:00	0.696	12.15	1.06
04/05/2011 21:00	0.692	12.11	1.06
04/05/2011 22:00	0.695	12.11	1.06
04/05/2011 23:00	0.697	12.08	1.06
05/05/2011 00:00	0.697	12.08	1.06
05/05/2011 01:00	0.7	12.1	1.06
05/05/2011 02:00	0.701	12.14	1.06
05/05/2011 03:00	0.702	12.1	1.06
05/05/2011 04:00	0.699	12.11	1.06
05/05/2011 05:00	0.701	12.12	1.06
05/05/2011 06:00	0.697	12.11	1.06
05/05/2011 07:00	0.692	12.13	1.06
05/05/2011 08:00	0.689	12.1	1.05
05/05/2011 09:00	0.681	12.08	1.05
05/05/2011 10:00	0.683	12.08	1.05
05/05/2011 11:00	0.682	12.07	1.06
05/05/2011 12:00	0.683	12.07	1.06
05/05/2011 13:00	0.684	12.08	1.06
05/05/2011 14:00	0.686	12.07	1.06
05/05/2011 15:00	0.688	12.1	1.06
05/05/2011 16:00	0.694	12.13	1.06
05/05/2011 17:00	0.694	12.1	1.06
05/05/2011 18:00	0.696	12.11	1.06
05/05/2011 19:00	0.698	12.12	1.06
05/05/2011 20:00	0.702	12.09	1.06
05/05/2011 21:00	0.692	12.07	1.06
05/05/2011 22:00	0.698	12.11	1.06
05/05/2011 23:00	0.696	12.09	1.06

06/05/2011 00:00	0.694	12.1	1.06
06/05/2011 01:00	0.698	12.08	1.06
06/05/2011 02:00	0.697	12.14	1.06
06/05/2011 03:00	0.701	12.14	1.06
06/05/2011 04:00	0.702	12.09	1.05
06/05/2011 05:00	0.7	12.11	1.06
06/05/2011 06:00	0.699	12.1	1.05
06/05/2011 07:00	0.696	12.11	1.06
06/05/2011 08:00	0.685	12.1	1.06
06/05/2011 09:00	0.681	12.09	1.05
06/05/2011 10:00	0.684	12.1	1.06
06/05/2011 11:00	0.68	12.08	1.06
06/05/2011 12:00	0.678	12.08	1.06
06/05/2011 13:00	0.684	12.11	1.06
06/05/2011 14:00	0.68	12.12	1.06
06/05/2011 15:00	0.682	12.11	1.06
06/05/2011 16:00	0.686	12.11	1.06
06/05/2011 17:00	0.688	12.09	1.06
06/05/2011 18:00	0.689	12.08	1.06
06/05/2011 19:00	0.693	12.09	1.06
06/05/2011 20:00	0.697	12.09	1.06
06/05/2011 21:00	0.693	12.1	1.06
06/05/2011 22:00	0.691	12.13	1.06
06/05/2011 23:00	0.693	12.09	1.06
07/05/2011 00:00	0.698	12.09	1.06
07/05/2011 01:00	0.696	12.12	1.06
07/05/2011 02:00	0.701	12.1	1.06
07/05/2011 03:00	0.698	12.12	1.06
07/05/2011 04:00	0.7	12.1	1.06
07/05/2011 05:00	0.694	12.12	1.06
07/05/2011 06:00	0.7	12.09	1.06
07/05/2011 07:00	0.692	12.08	1.06
07/05/2011 08:00	0.688	12.08	1.06
07/05/2011 09:00	0.68	12.09	1.06
07/05/2011 10:00	0.683	12.08	1.06
07/05/2011 11:00	0.681	12.1	1.06
07/05/2011 12:00	0.683	12.14	1.06
07/05/2011 13:00	0.681	12.12	1.06
07/05/2011 14:00	0.684	12.1	1.06
07/05/2011 15:00	0.685	12.11	1.06
07/05/2011 16:00	0.686	12.12	1.06
07/05/2011 17:00	0.693	12.09	1.06
07/05/2011 18:00	0.695	12.12	1.06
07/05/2011 19:00	0.694	12.14	1.06
07/05/2011 20:00	0.694	12.09	1.06
07/05/2011 21:00	0.695	12.07	1.06
07/05/2011 22:00	0.699	12.07	1.06
07/05/2011 23:00	0.695	12.07	1.06
08/05/2011 00:00	0.695	12.09	1.06
08/05/2011 01:00	0.699	12.07	1.06
08/05/2011 02:00	0.696	12.11	1.06
08/05/2011 03:00	0.698	12.11	1.06
08/05/2011 04:00	0.695	12.1	1.06
08/05/2011 05:00	0.694	12.09	1.06
08/05/2011 06:00	0.694	12.1	1.06
08/05/2011 07:00	0.69	12.08	1.06
08/05/2011 08:00	0.691	12.11	1.06
08/05/2011 09:00	0.685	12.08	1.06
08/05/2011 10:00	0.681	12.11	1.06

08/05/2011 11:00	0.673	12.08	1.06
08/05/2011 12:00	0.677	12.06	1.06
08/05/2011 13:00	0.674	12.05	1.06
08/05/2011 14:00	0.672	12.1	1.06
08/05/2011 15:00	0.675	12.11	1.06
08/05/2011 16:00	0.679	12.08	1.06
08/05/2011 17:00	0.674	12.07	1.06
08/05/2011 18:00	0.682	12.1	1.06
08/05/2011 19:00	0.688	12.06	1.06
08/05/2011 20:00	0.683	12.08	1.06
08/05/2011 21:00	0.685	12.1	1.06
08/05/2011 22:00	0.685	12.06	1.06
08/05/2011 23:00	0.685	12.12	1.06
09/05/2011 00:00	0.684	12.06	1.06
09/05/2011 01:00	0.686	12.06	1.06
09/05/2011 02:00	0.685	12.08	1.06
09/05/2011 03:00	0.675	12.13	1.06
09/05/2011 04:00	0.68	12.07	1.06
09/05/2011 05:00	0.687	12.15	1.06
09/05/2011 06:00	0.683	12.07	1.06
09/05/2011 07:00	0.68	12.08	1.06
09/05/2011 08:00	0.673	12.08	1.06
09/05/2011 09:00	0.669	12.07	1.06
09/05/2011 10:00	0.669	12.08	1.06
09/05/2011 11:00	0.67	12.09	1.06
09/05/2011 12:00	0.668	12.08	1.06
09/05/2011 13:00	0.67	12.08	1.06
09/05/2011 14:00	0.675	12.05	1.06
09/05/2011 15:00	0.676	12.11	1.06
09/05/2011 16:00	0.675	12.14	1.06
09/05/2011 17:00	0.678	12.07	1.06
09/05/2011 18:00	0.682	12.07	1.06
09/05/2011 19:00	0.689	12.03	1.06
09/05/2011 20:00	0.685	12.07	1.06
09/05/2011 21:00	0.683	12.08	1.06
09/05/2011 22:00	0.681	12.07	1.06
09/05/2011 23:00	0.679	12.07	1.06
10/05/2011 00:00	0.677	12.08	1.06
10/05/2011 01:00	0.679	12.07	1.06
10/05/2011 02:00	0.68	12.06	1.06
10/05/2011 03:00	0.681	12.12	1.06
10/05/2011 04:00	0.682	12.05	1.06
10/05/2011 05:00	0.685	12.09	1.06
10/05/2011 06:00	0.683	12.11	1.06
10/05/2011 07:00	0.677	12.09	1.06
10/05/2011 08:00	0.662	12.06	1.06
10/05/2011 09:00	0.662	12.09	1.06
10/05/2011 10:00	0.665	12.1	1.06
10/05/2011 11:00	0.673	12.07	1.06
10/05/2011 12:00	0.674	12.05	1.06
10/05/2011 13:00	0.671	12.11	1.06
10/05/2011 14:00	0.67	12.08	1.06
10/05/2011 15:00	0.673	12.06	1.06
10/05/2011 16:00	0.673	12.15	1.06
10/05/2011 17:00	0.673	12.05	1.06
10/05/2011 18:00	0.679	12.07	1.06
10/05/2011 19:00	0.681	12.06	1.06
10/05/2011 20:00	0.683	12.06	1.06
10/05/2011 21:00	0.681	12.05	1.06

10/05/2011 22:00	0.681	12.09	1.06
10/05/2011 23:00	0.679	12.11	1.06
11/05/2011 00:00	0.677	12.09	1.06
11/05/2011 01:00	0.679	12.09	1.06
11/05/2011 02:00	0.673	12.1	1.06
11/05/2011 03:00	0.677	12.09	1.06
11/05/2011 04:00	0.679	12.11	1.06
11/05/2011 05:00	0.679	12.13	1.06
11/05/2011 06:00	0.677	12.06	1.06
11/05/2011 07:00	0.674	12.09	1.06
11/05/2011 08:00	0.669	12.07	1.06
11/05/2011 09:00	0.666	12.11	1.06
11/05/2011 10:00	0.664	12.1	1.06
11/05/2011 11:00	0.664	12.08	1.06
11/05/2011 12:00	0.676	12.12	1.06
11/05/2011 13:00	0.676	12.07	1.06
11/05/2011 14:00	0.68	12.08	1.06
11/05/2011 15:00	0.675	12.12	1.06
11/05/2011 16:00	0.682	12.07	1.06
11/05/2011 17:00	0.685	12.07	1.06
11/05/2011 18:00	0.681	12.07	1.06
11/05/2011 19:00	0.685	12.09	1.06
11/05/2011 20:00	0.685	12.06	1.06
11/05/2011 21:00	0.685	12.14	1.06
11/05/2011 22:00	0.685	12.06	1.06
11/05/2011 23:00	0.685	12.1	1.06
12/05/2011 00:00	0.681	12.13	1.06
12/05/2011 01:00	0.68	12.07	1.06
12/05/2011 02:00	0.677	12.08	1.06
12/05/2011 03:00	0.677	12.1	1.06
12/05/2011 04:00	0.679	12.08	1.06
12/05/2011 05:00	0.681	12.06	1.06
12/05/2011 06:00	0.679	12.12	1.06
12/05/2011 07:00	0.677	12.08	1.06
12/05/2011 08:00	0.664	12.06	1.06
12/05/2011 09:00	0.667	12.08	1.06
12/05/2011 10:00	0.664	12.08	1.06
12/05/2011 11:00	0.664	12.08	1.06
12/05/2011 12:00	0.665	12.08	1.06
12/05/2011 13:00	0.665	12.12	1.06
12/05/2011 14:00	0.667	12.08	1.06
12/05/2011 15:00	0.667	12.06	1.06
12/05/2011 16:00	0.677	12.09	1.06
12/05/2011 17:00	0.675	12.09	1.06
12/05/2011 18:00	0.674	12.08	1.06
12/05/2011 19:00	0.679	12.09	1.06
12/05/2011 20:00	0.681	12.04	1.06
12/05/2011 21:00	0.679	12.08	1.06
12/05/2011 22:00	0.677	12.06	1.06
12/05/2011 23:00	0.682	12.07	1.06
13/05/2011 00:00	0.674	12.1	1.06
13/05/2011 01:00	0.675	12.07	1.06
13/05/2011 02:00	0.672	12.07	1.06
13/05/2011 03:00	0.673	12.04	1.06
13/05/2011 04:00	0.671	12.05	1.06
13/05/2011 05:00	0.675	12.09	1.06
13/05/2011 06:00	0.673	12.06	1.06
13/05/2011 07:00	0.668	12.08	1.06
13/05/2011 08:00	0.664	12.06	1.06

13/05/2011 09:00	0.663	12.09	1.06
13/05/2011 10:00	0.665	12.05	1.06
13/05/2011 11:00	0.67	12.08	1.06
13/05/2011 12:00	0.67	12.06	1.06
13/05/2011 13:00	0.671	12.07	1.06
13/05/2011 14:00	0.669	12.06	1.06
13/05/2011 15:00	0.665	12.11	1.06
13/05/2011 16:00	0.67	12.05	1.06
13/05/2011 17:00	0.674	12.06	1.06
13/05/2011 18:00	0.677	12.11	1.06
13/05/2011 19:00	0.684	12.09	1.06
13/05/2011 20:00	0.681	12.07	1.06
13/05/2011 21:00	0.683	12.04	1.06
13/05/2011 22:00	0.683	12.08	1.06
13/05/2011 23:00	0.684	12.07	1.06
14/05/2011 00:00	0.679	12.07	1.05
14/05/2011 01:00	0.679	12.13	1.06
14/05/2011 02:00	0.677	12.07	1.05
14/05/2011 03:00	0.678	12.04	1.05
14/05/2011 04:00	0.674	12.08	1.05
14/05/2011 05:00	0.675	12.05	1.05
14/05/2011 06:00	0.672	12.06	1.05
14/05/2011 07:00	0.667	12.05	1.05
14/05/2011 08:00	0.66	12.04	1.05
14/05/2011 09:00	0.66	12.1	1.06
14/05/2011 10:00	0.659	12.08	1.06
14/05/2011 11:00	0.662	12.09	1.06
14/05/2011 12:00	0.668	12.09	1.06
14/05/2011 13:00	0.665	12.05	1.06
14/05/2011 14:00	0.668	12.1	1.06
14/05/2011 15:00	0.664	12.06	1.06
14/05/2011 16:00	0.67	12.06	1.06
14/05/2011 17:00	0.666	12.1	1.06
14/05/2011 18:00	0.672	12.08	1.06
14/05/2011 19:00	0.671	12.11	1.06
14/05/2011 20:00	0.676	12.06	1.06
14/05/2011 21:00	0.672	12.05	1.05
14/05/2011 22:00	0.675	12.05	1.05
14/05/2011 23:00	0.675	12.07	1.06
15/05/2011 00:00	0.669	12.12	1.06
15/05/2011 01:00	0.673	12.04	1.05
15/05/2011 02:00	0.669	12.05	1.06
15/05/2011 03:00	0.667	12.09	1.06
15/05/2011 04:00	0.666	12.06	1.06
15/05/2011 05:00	0.667	12.09	1.06
15/05/2011 06:00	0.665	12.12	1.06
15/05/2011 07:00	0.656	12.12	1.06
15/05/2011 08:00	0.652	12.05	1.06
15/05/2011 09:00	0.654	12.05	1.06
15/05/2011 10:00	0.654	12.05	1.06
15/05/2011 11:00	0.657	12.07	1.06
15/05/2011 12:00	0.659	12.05	1.06
15/05/2011 13:00	0.657	12.1	1.06
15/05/2011 14:00	0.663	12.11	1.06
15/05/2011 15:00	0.661	12.04	1.06
15/05/2011 16:00	0.657	12.07	1.06
15/05/2011 17:00	0.66	12.04	1.06
15/05/2011 18:00	0.662	12.05	1.06
15/05/2011 19:00	0.668	12.04	1.06

15/05/2011 20:00	0.672	12.05	1.06
15/05/2011 21:00	0.667	12.08	1.06
15/05/2011 22:00	0.672	12.05	1.06
15/05/2011 23:00	0.672	12.06	1.06
16/05/2011 00:00	0.672	12.07	1.06
16/05/2011 01:00	0.679	12.09	1.06
16/05/2011 02:00	0.675	12.11	1.06
16/05/2011 03:00	0.671	12.08	1.06
16/05/2011 04:00	0.667	12.08	1.06
16/05/2011 05:00	0.668	12.06	1.06
16/05/2011 06:00	0.668	12.08	1.06
16/05/2011 07:00	0.665	12.05	1.06
16/05/2011 08:00	0.663	12.06	1.06
16/05/2011 09:00	0.662	12.09	1.06
16/05/2011 10:00	0.655	12.07	1.06
16/05/2011 11:00	0.656	12.05	1.05
16/05/2011 12:00	0.657	12.06	1.05
16/05/2011 13:00	0.657	12.05	1.05
16/05/2011 14:00	0.655	12.09	1.06
16/05/2011 15:00	0.655	12.07	1.05
16/05/2011 16:00	0.656	12.06	1.05
16/05/2011 17:00	0.658	12.05	1.05
16/05/2011 18:00	0.659	12.07	1.05
16/05/2011 19:00	0.663	12.04	1.05
16/05/2011 20:00	0.665	12.08	1.06
16/05/2011 21:00	0.667	12.05	1.05
16/05/2011 22:00	0.67	12.07	1.06
16/05/2011 23:00	0.669	12.05	1.06
17/05/2011 00:00	0.677	12.1	1.06
17/05/2011 01:00	0.679	12.06	1.05
17/05/2011 02:00	0.675	12.1	1.06
17/05/2011 03:00	0.675	12.08	1.06
17/05/2011 04:00	0.673	12.09	1.06
17/05/2011 05:00	0.668	12.05	1.05
17/05/2011 06:00	0.669	12.08	1.06
17/05/2011 07:00	0.668	12.04	1.05
17/05/2011 08:00	0.662	12.11	1.06
17/05/2011 09:00	0.657	12.12	1.06
17/05/2011 10:00	0.659	12.08	1.06
17/05/2011 11:00	0.657	12.08	1.05
17/05/2011 12:00	0.656	12.06	1.05
17/05/2011 13:00	0.659	12.07	1.05
17/05/2011 14:00	0.668	12.06	1.05
17/05/2011 15:00	0.665	12.08	1.05
17/05/2011 16:00	0.669	12.1	1.06
17/05/2011 17:00	0.669	12.06	1.05
17/05/2011 18:00	0.67	12.07	1.05
17/05/2011 19:00	0.666	12.1	1.06
17/05/2011 20:00	0.67	12.11	1.06
17/05/2011 21:00	0.669	12.03	1.05
17/05/2011 22:00	0.672	12.05	1.06
17/05/2011 23:00	0.674	12.06	1.06
18/05/2011 00:00	0.676	12.09	1.06
18/05/2011 01:00	0.677	12.07	1.05
18/05/2011 02:00	0.678	12.08	1.06
18/05/2011 03:00	0.675	12.12	1.06
18/05/2011 04:00	0.678	12.09	1.05
18/05/2011 05:00	0.677	12.07	1.05
18/05/2011 06:00	0.67	12.05	1.05

18/05/2011 07:00	0.671	12.02	1.05
18/05/2011 08:00	0.668	12.04	1.05
18/05/2011 09:00	0.668	12.1	1.05
18/05/2011 10:00	0.661	12.1	1.05
18/05/2011 11:00	0.668	12.1	1.05
18/05/2011 12:00	0.664	12.07	1.05
18/05/2011 13:00	0.658	12.13	1.05
18/05/2011 14:00	0.66	12.04	1.05
18/05/2011 15:00	0.662	12.06	1.05
18/05/2011 16:00	0.666	12.05	1.05
18/05/2011 17:00	0.664	12.11	1.05
18/05/2011 18:00	0.665	12.09	1.05
18/05/2011 19:00	0.664	12.04	1.05
18/05/2011 20:00	0.668	12.06	1.05
18/05/2011 21:00	0.666	12.04	1.05
18/05/2011 22:00	0.67	12.07	1.05
18/05/2011 23:00	0.669	12.04	1.05
19/05/2011 00:00	0.668	12.05	1.05
19/05/2011 01:00	0.673	12.04	1.05
19/05/2011 02:00	0.675	12.07	1.05
19/05/2011 03:00	0.675	12.06	1.05
19/05/2011 04:00	0.674	12.11	1.05
19/05/2011 05:00	0.67	12.08	1.05
19/05/2011 06:00	0.666	12.04	1.05
19/05/2011 07:00	0.662	12.06	1.05
19/05/2011 08:00	0.65	12.06	1.06
19/05/2011 09:00	0.651	12.05	1.05
19/05/2011 10:00	0.649	12.04	1.05
19/05/2011 11:00	0.651	12.13	1.06
19/05/2011 12:00	0.656	12.07	1.06
19/05/2011 13:00	0.663	12.08	1.06
19/05/2011 14:00	0.659	12.08	1.06
19/05/2011 15:00	0.658	12.07	1.06
19/05/2011 16:00	0.659	12.08	1.06
19/05/2011 17:00	0.659	12.07	1.06
19/05/2011 18:00	0.66	12.09	1.06
19/05/2011 19:00	0.665	12.06	1.05
19/05/2011 20:00	0.665	12.04	1.05
19/05/2011 21:00	0.666	12.06	1.05
19/05/2011 22:00	0.666	12.05	1.05
19/05/2011 23:00	0.667	12.06	1.05
20/05/2011 00:00	0.668	12.05	1.05
20/05/2011 01:00	0.67	12.07	1.05
20/05/2011 02:00	0.673	12.08	1.05
20/05/2011 03:00	0.673	12.07	1.05
20/05/2011 04:00	0.673	12.05	1.05
20/05/2011 05:00	0.676	12.05	1.05
20/05/2011 06:00	0.672	12.09	1.05
20/05/2011 07:00	0.668	12.09	1.05
20/05/2011 08:00	0.657	12.09	1.05
20/05/2011 09:00	0.652	12.04	1.05
20/05/2011 10:00	0.652	12.05	1.05
20/05/2011 11:00	0.653	12.06	1.05
20/05/2011 12:00	0.651	12.07	1.05
20/05/2011 13:00	0.655	12.07	1.05
20/05/2011 14:00	0.654	12.04	1.05
20/05/2011 15:00	0.656	12.05	1.05
20/05/2011 16:00	0.659	12.04	1.05
20/05/2011 17:00	0.663	12.05	1.05

20/05/2011 18:00	0.665	12.04	1.06
20/05/2011 19:00	0.662	12.04	1.05
20/05/2011 20:00	0.666	12.04	1.05
20/05/2011 21:00	0.667	12.08	1.06
20/05/2011 22:00	0.663	12.07	1.06
20/05/2011 23:00	0.666	12.05	1.06
21/05/2011 00:00	0.666	12.06	1.06
21/05/2011 01:00	0.665	12.13	1.06
21/05/2011 02:00	0.665	12.1	1.06
21/05/2011 03:00	0.67	12.08	1.06
21/05/2011 04:00	0.667	12.07	1.05
21/05/2011 05:00	0.67	12.05	1.05
21/05/2011 06:00	0.664	12.05	1.05
21/05/2011 07:00	0.66	12.05	1.05
21/05/2011 08:00	0.65	12.06	1.05
21/05/2011 09:00	0.651	12.09	1.06
21/05/2011 10:00	0.647	12.09	1.06
21/05/2011 11:00	0.649	12.07	1.06
21/05/2011 12:00	0.652	12.06	1.06
21/05/2011 13:00	0.655	12.04	1.05
21/05/2011 14:00	0.653	12.07	1.05
21/05/2011 15:00	0.654	12.1	1.06
21/05/2011 16:00	0.66	12.07	1.05
21/05/2011 17:00	0.664	12.1	1.06
21/05/2011 18:00	0.666	12.07	1.05
21/05/2011 19:00	0.673	12.05	1.05
21/05/2011 20:00	0.674	12.06	1.05
21/05/2011 21:00	0.672	12.1	1.05
21/05/2011 22:00	0.67	12.08	1.05
21/05/2011 23:00	0.668	12.06	1.05
22/05/2011 00:00	0.67	12.05	1.05
22/05/2011 01:00	0.673	12.05	1.05
22/05/2011 02:00	0.673	12.08	1.05
22/05/2011 03:00	0.676	12.04	1.05
22/05/2011 04:00	0.675	12.05	1.05
22/05/2011 05:00	0.674	12.06	1.05
22/05/2011 06:00	0.671	12.06	1.05
22/05/2011 07:00	0.67	12.1	1.05
22/05/2011 08:00	0.668	12.05	1.05
22/05/2011 09:00	0.659	12.05	1.05
22/05/2011 10:00	0.647	12.05	1.05
22/05/2011 11:00	0.649	12.05	1.05
22/05/2011 12:00	0.651	12.06	1.05
22/05/2011 13:00	0.653	12.07	1.05
22/05/2011 14:00	0.649	12.06	1.05
22/05/2011 15:00	0.651	12.06	1.05
22/05/2011 16:00	0.655	12.06	1.05
22/05/2011 17:00	0.651	12.06	1.05
22/05/2011 18:00	0.645	12.04	1.05
22/05/2011 19:00	0.657	12.03	1.05
22/05/2011 20:00	0.657	12.06	1.05
22/05/2011 21:00	0.659	12.05	1.05
22/05/2011 22:00	0.657	12.05	1.06
22/05/2011 23:00	0.65	12.06	1.06
23/05/2011 00:00	0.656	12.04	1.06
23/05/2011 01:00	0.656	12.05	1.06
23/05/2011 02:00	0.656	12.05	1.06
23/05/2011 03:00	0.66	12.06	1.06
23/05/2011 04:00	0.663	12.05	1.06

23/05/2011 05:00	0.659	12.05	1.06
23/05/2011 06:00	0.66	12.09	1.06
23/05/2011 07:00	0.658	12.08	1.06
23/05/2011 08:00	0.647	12.05	1.05
23/05/2011 09:00	0.648	12.05	1.06
23/05/2011 10:00	0.648	12.05	1.05
23/05/2011 11:00	0.647	12.08	1.06
23/05/2011 12:00	0.653	12.05	1.05
23/05/2011 13:00	0.653	12.08	1.06
23/05/2011 14:00	0.653	12.06	1.05
23/05/2011 15:00	0.652	12.12	1.06
23/05/2011 16:00	0.655	12.04	1.05
23/05/2011 17:00	0.652	12.07	1.06
23/05/2011 18:00	0.651	12.05	1.05
23/05/2011 19:00	0.657	12.07	1.06
23/05/2011 20:00	0.659	12.06	1.06
23/05/2011 21:00	0.656	12.05	1.06
23/05/2011 22:00	0.656	12.05	1.06
23/05/2011 23:00	0.654	12.06	1.06
24/05/2011 00:00	0.654	12.04	1.06
24/05/2011 01:00	0.657	12.04	1.06
24/05/2011 02:00	0.657	12.04	1.06
24/05/2011 03:00	0.655	12.04	1.06
24/05/2011 04:00	0.651	12.06	1.06
24/05/2011 05:00	0.649	12.04	1.06
24/05/2011 06:00	0.651	12.03	1.06
24/05/2011 07:00	0.641	12.07	1.06
24/05/2011 08:00	0.633	12.05	1.06
24/05/2011 09:00	0.632	12.04	1.06
24/05/2011 10:00	0.634	12.06	1.06
24/05/2011 11:00	0.636	12.07	1.06
24/05/2011 12:00	0.64	12.05	1.06
24/05/2011 13:00	0.636	12.05	1.06
24/05/2011 14:00	0.635	12.07	1.06
24/05/2011 15:00	-2.067	30.85	0
24/05/2011 16:00	0.642	12.16	1.02
24/05/2011 17:00	0.653	12.04	1.02
24/05/2011 18:00	0.649	12.04	1.02
24/05/2011 19:00	0.656	12.02	1.03
24/05/2011 20:00	0.663	12.03	1.03
24/05/2011 21:00	0.661	12.05	1.03
24/05/2011 22:00	0.655	12.05	1.04
24/05/2011 23:00	0.657	12.04	1.04
25/05/2011 00:00	0.649	12.04	1.03
25/05/2011 01:00	0.65	12.04	1.03
25/05/2011 02:00	0.649	12.1	1.04
25/05/2011 03:00	0.648	12.11	1.04
25/05/2011 04:00	0.65	12.03	1.04
25/05/2011 05:00	0.649	12.06	1.04
25/05/2011 06:00	0.649	12.05	1.04
25/05/2011 07:00	0.645	12.07	1.04
25/05/2011 08:00	0.64	12.04	1.04
25/05/2011 09:00	0.639	12.05	1.04
25/05/2011 10:00	0.635	12.06	1.04
25/05/2011 11:00	0.638	12.11	1.04
25/05/2011 12:00	0.641	12.05	1.04
25/05/2011 13:00	0.638	12.06	1.04
25/05/2011 14:00	0.642	12.06	1.04
25/05/2011 15:00	0.641	12.05	1.04

25/05/2011 16:00	0.648	12.06	1.04
25/05/2011 17:00	0.647	12.06	1.04
25/05/2011 18:00	0.651	12.07	1.04
25/05/2011 19:00	0.661	12.06	1.04
25/05/2011 20:00	0.662	12.08	1.04
25/05/2011 21:00	0.662	12.06	1.04
25/05/2011 22:00	0.663	12.08	1.04
25/05/2011 23:00	0.662	12.05	1.04
26/05/2011 00:00	0.662	12.05	1.04
26/05/2011 01:00	0.666	12.03	1.04
26/05/2011 02:00	0.669	12.04	1.04
26/05/2011 03:00	0.667	12.06	1.04
26/05/2011 04:00	0.669	12.04	1.04
26/05/2011 05:00	0.665	12.06	1.04
26/05/2011 06:00	0.658	12.06	1.04
26/05/2011 07:00	0.663	12.06	1.04
26/05/2011 08:00	0.663	12.05	1.04
26/05/2011 09:00	0.656	12.06	1.04
26/05/2011 10:00	0.654	12.05	1.04
26/05/2011 11:00	0.65	12.08	1.04
26/05/2011 12:00	0.649	12.06	1.04
26/05/2011 13:00	0.647	12.06	1.04
26/05/2011 14:00	0.651	12.06	1.04
26/05/2011 15:00	0.644	12.05	1.04
26/05/2011 16:00	0.66	12.08	1.03
26/05/2011 17:00	0.659	12.09	1.04
26/05/2011 18:00	0.649	12.08	1.04
26/05/2011 19:00	0.653	12.08	1.04
26/05/2011 20:00	0.659	12.08	1.04
26/05/2011 21:00	0.658	12.07	1.04
26/05/2011 22:00	0.654	12.07	1.04
26/05/2011 23:00	0.656	12.09	1.04
27/05/2011 00:00	0.652	12.08	1.04
27/05/2011 01:00	0.654	12.07	1.04
27/05/2011 02:00	0.652	12.08	1.04
27/05/2011 03:00	0.646	12.08	1.04
27/05/2011 04:00	0.654	12.09	1.04
27/05/2011 05:00	0.65	12.09	1.04
27/05/2011 06:00	0.648	12.09	1.05
27/05/2011 07:00	0.642	12.08	1.04
27/05/2011 08:00	0.638	12.09	1.04
27/05/2011 09:00	0.647	12.1	1.04
27/05/2011 10:00	0.641	12.09	1.04
27/05/2011 11:00	0.648	12.16	1.04
27/05/2011 12:00	0.644	12.09	1.04
27/05/2011 13:00	0.646	12.1	1.04
27/05/2011 14:00	0.643	12.08	1.04
27/05/2011 15:00	0.636	12.13	1.04
27/05/2011 16:00	0.64	12.08	1.04
27/05/2011 17:00	0.643	12.08	1.04
27/05/2011 18:00	0.644	12.1	1.04
27/05/2011 19:00	0.643	12.1	1.04
27/05/2011 20:00	0.65	12.08	1.04
27/05/2011 21:00	0.649	12.1	1.03
27/05/2011 22:00	0.652	12.09	1.03
27/05/2011 23:00	0.647	12.1	1.03
28/05/2011 00:00	0.652	12.09	1.03
28/05/2011 01:00	0.648	12.1	1.03
28/05/2011 02:00	0.647	12.09	1.03

28/05/2011 03:00	0.648	12.09	1.03
28/05/2011 04:00	0.644	12.1	1.03
28/05/2011 05:00	0.644	12.09	1.02
28/05/2011 06:00	0.641	12.11	1.02
28/05/2011 07:00	0.641	12.08	1.02
28/05/2011 08:00	0.641	12.08	1.02
28/05/2011 09:00	0.647	12.1	1.02
28/05/2011 10:00	0.643	12.09	1.02
28/05/2011 11:00	0.638	12.09	1.02
28/05/2011 12:00	0.641	12.1	1.02
28/05/2011 13:00	0.645	12.09	1.02
28/05/2011 14:00	0.645	12.09	1.02
28/05/2011 15:00	0.644	12.09	1.02
28/05/2011 16:00	0.642	12.1	1.02
28/05/2011 17:00	0.643	12.09	1.02
28/05/2011 18:00	0.642	12.09	1.01
28/05/2011 19:00	0.647	12.08	1.01
28/05/2011 20:00	0.644	12.08	1.01
28/05/2011 21:00	0.648	12.1	1.01
28/05/2011 22:00	0.651	12.08	1.01
28/05/2011 23:00	0.651	12.11	1.02
29/05/2011 00:00	0.652	12.1	1.01
29/05/2011 01:00	0.654	12.09	1.01
29/05/2011 02:00	0.65	12.1	1.01
29/05/2011 03:00	0.65	12.1	1.02
29/05/2011 04:00	0.654	12.09	1.02
29/05/2011 05:00	0.651	12.09	1.02
29/05/2011 06:00	0.646	12.08	1.01
29/05/2011 07:00	0.644	12.09	1.02
29/05/2011 08:00	0.641	12.09	1.01
29/05/2011 09:00	0.641	12.08	1.01
29/05/2011 10:00	0.639	12.09	1.01
29/05/2011 11:00	0.639	12.08	1.01
29/05/2011 12:00	0.643	12.09	1.01
29/05/2011 13:00	0.639	12.08	1.01
29/05/2011 14:00	0.646	12.09	1.01
29/05/2011 15:00	0.638	12.09	1.01
29/05/2011 16:00	0.645	12.08	1.01
29/05/2011 17:00	0.645	12.09	1.01
29/05/2011 18:00	0.641	12.07	1.01
29/05/2011 19:00	0.643	12.08	1.01
29/05/2011 20:00	0.643	12.09	1.01
29/05/2011 21:00	0.646	12.08	1.01
29/05/2011 22:00	0.643	12.1	1.02
29/05/2011 23:00	0.648	12.11	1.02
30/05/2011 00:00	0.648	12.1	1.02
30/05/2011 01:00	0.648	12.08	1.02
30/05/2011 02:00	0.646	12.08	1.02
30/05/2011 03:00	0.65	12.08	1.02
30/05/2011 04:00	0.649	12.08	1.02
30/05/2011 05:00	0.646	12.09	1.02
30/05/2011 06:00	0.645	12.1	1.02
30/05/2011 07:00	0.639	12.09	1.01
30/05/2011 08:00	0.638	12.11	1.02
30/05/2011 09:00	0.638	12.08	1.02
30/05/2011 10:00	0.637	12.09	1.02
30/05/2011 11:00	0.634	12.08	1.02
30/05/2011 12:00	0.643	12.09	1.02
30/05/2011 13:00	0.642	12.09	1.02

30/05/2011 14:00	0.641	12.09	1.02
30/05/2011 15:00	0.642	12.1	1.02
30/05/2011 16:00	0.647	12.09	1.02
30/05/2011 17:00	0.648	12.08	1.02
30/05/2011 18:00	0.648	12.07	1.02
30/05/2011 19:00	0.644	12.09	1.02
30/05/2011 20:00	0.644	12.08	1.02
30/05/2011 21:00	0.649	12.08	1.02
30/05/2011 22:00	0.648	12.08	1.02
30/05/2011 23:00	0.648	12.08	1.02
31/05/2011 00:00	0.65	12.07	1.02
31/05/2011 01:00	0.65	12.07	1.02
31/05/2011 02:00	0.649	12.08	1.02
31/05/2011 03:00	0.647	12.07	1.02
31/05/2011 04:00	0.65	12.08	1.02
31/05/2011 05:00	0.645	12.09	1.02
31/05/2011 06:00	0.642	12.07	1.02
31/05/2011 07:00	0.637	12.08	1.02
31/05/2011 08:00	0.633	12.08	1.02
31/05/2011 09:00	0.633	12.08	1.02
31/05/2011 10:00	0.632	12.07	1.02
31/05/2011 11:00	0.632	12.09	1.02
31/05/2011 12:00	0.631	12.09	1.02
31/05/2011 13:00	0.638	12.08	1.02
31/05/2011 14:00	0.639	12.09	1.02
31/05/2011 15:00	0.647	12.08	1.02
31/05/2011 16:00	0.644	12.08	1.02
31/05/2011 17:00	0.641	12.07	1.02
31/05/2011 18:00	0.646	12.08	1.03
31/05/2011 19:00	0.646	12.09	1.03
31/05/2011 20:00	0.642	12.09	1.03
31/05/2011 21:00	0.644	12.09	1.04
31/05/2011 22:00	0.647	12.09	1.04
31/05/2011 23:00	0.645	12.09	1.04
01/06/2011 00:00	0.645	12.11	1.04
01/06/2011 01:00	0.642	12.11	1.04
01/06/2011 02:00	0.641	12.1	1.04
01/06/2011 03:00	0.641	12.11	1.04
01/06/2011 04:00	0.644	12.1	1.04
01/06/2011 05:00	0.638	12.11	1.04
01/06/2011 06:00	0.637	12.1	1.04
01/06/2011 07:00	0.627	12.1	1.04
01/06/2011 08:00	0.63	12.09	1.04
01/06/2011 09:00	0.627	12.1	1.04
01/06/2011 10:00	0.628	12.1	1.04
01/06/2011 11:00	0.632	12.11	1.04
01/06/2011 12:00	0.64	12.1	1.03
01/06/2011 13:00	0.641	12.11	1.03
01/06/2011 14:00	0.641	12.1	1.03
01/06/2011 15:00	0.64	12.1	1.03
01/06/2011 16:00	0.641	12.11	1.03
01/06/2011 17:00	0.641	12.11	1.03
01/06/2011 18:00	0.636	12.1	1.03
01/06/2011 19:00	0.64	12.1	1.03
01/06/2011 20:00	0.64	12.09	1.03
01/06/2011 21:00	0.643	12.1	1.03
01/06/2011 22:00	0.638	12.1	1.02
01/06/2011 23:00	0.635	12.1	1.02
02/06/2011 00:00	0.637	12.11	1.02

02/06/2011 01:00	0.642	12.11	1.02
02/06/2011 02:00	0.644	12.1	1.02
02/06/2011 03:00	0.64	12.11	1.02
02/06/2011 04:00	0.636	12.1	1.02
02/06/2011 05:00	0.635	12.1	1.02
02/06/2011 06:00	0.633	12.1	1.02
02/06/2011 07:00	0.632	12.1	1.02
02/06/2011 08:00	0.621	12.1	1.02
02/06/2011 09:00	0.62	12.1	1.02
02/06/2011 10:00	0.625	12.11	1.02
02/06/2011 11:00	0.623	12.11	1.02
02/06/2011 12:00	0.627	12.12	1.02
02/06/2011 13:00	0.627	12.11	1.02
02/06/2011 14:00	0.628	12.11	1.02
02/06/2011 15:00	0.629	12.12	1.02
02/06/2011 16:00	0.628	12.11	1.01
02/06/2011 17:00	0.626	12.12	1.01
02/06/2011 18:00	0.634	12.1	1.01
02/06/2011 19:00	0.636	12.11	1.01
02/06/2011 20:00	0.639	12.1	1.01
02/06/2011 21:00	0.636	12.1	1.01
02/06/2011 22:00	0.638	12.11	1.01
02/06/2011 23:00	0.643	12.12	1.01
03/06/2011 00:00	0.639	12.11	1.01
03/06/2011 01:00	0.644	12.1	1.01
03/06/2011 02:00	0.642	12.1	1.01
03/06/2011 03:00	0.644	12.11	1.01
03/06/2011 04:00	0.643	12.1	1.01
03/06/2011 05:00	0.644	12.11	1.01
03/06/2011 06:00	0.641	12.1	1.01
03/06/2011 07:00	0.639	12.11	1.01
03/06/2011 08:00	0.637	12.11	1.01
03/06/2011 09:00	0.639	12.11	1.01
03/06/2011 10:00	0.635	12.11	1.01
03/06/2011 11:00	0.633	12.13	1
03/06/2011 12:00	0.632	12.12	1
03/06/2011 13:00	0.629	12.09	1.01
03/06/2011 14:00	0.635	12.11	1.01
03/06/2011 15:00	0.635	12.11	1.01
03/06/2011 16:00	0.638	12.11	1.01
03/06/2011 17:00	0.631	12.12	1.01
03/06/2011 18:00	0.636	12.11	1.01
03/06/2011 19:00	0.641	12.11	1.01
03/06/2011 20:00	0.639	12.11	1.01
03/06/2011 21:00	0.644	12.11	1.01
03/06/2011 22:00	0.642	12.11	1
03/06/2011 23:00	0.648	12.11	1
04/06/2011 00:00	0.646	12.11	1
04/06/2011 01:00	0.648	12.11	1
04/06/2011 02:00	0.648	12.11	1
04/06/2011 03:00	0.65	12.1	1
04/06/2011 04:00	0.656	12.09	1
04/06/2011 05:00	0.654	12.09	1
04/06/2011 06:00	0.65	12.1	1
04/06/2011 07:00	0.645	12.1	1
04/06/2011 08:00	0.642	12.1	1
04/06/2011 09:00	0.636	12.09	1
04/06/2011 10:00	0.631	12.09	1
04/06/2011 11:00	0.635	12.09	1

04/06/2011 12:00	0.638	12.11	1
04/06/2011 13:00	0.64	12.1	1
04/06/2011 14:00	0.643	12.1	1
04/06/2011 15:00	0.645	12.1	1
04/06/2011 16:00	0.644	12.1	1
04/06/2011 17:00	0.651	12.1	1
04/06/2011 18:00	0.652	12.1	1
04/06/2011 19:00	0.656	12.09	1
04/06/2011 20:00	0.653	12.09	1.01
04/06/2011 21:00	0.652	12.1	1
04/06/2011 22:00	0.654	12.09	1
04/06/2011 23:00	0.654	12.1	1.01
05/06/2011 00:00	0.656	12.1	1
05/06/2011 01:00	0.657	12.11	1
05/06/2011 02:00	0.66	12.09	1
05/06/2011 03:00	0.663	12.09	1
05/06/2011 04:00	0.664	12.1	1
05/06/2011 05:00	0.666	12.1	1
05/06/2011 06:00	0.659	12.11	1
05/06/2011 07:00	0.656	12.11	1
05/06/2011 08:00	0.653	12.09	1
05/06/2011 09:00	0.648	12.1	1
05/06/2011 10:00	0.651	12.11	1.01
05/06/2011 11:00	0.646	12.1	1.01
05/06/2011 12:00	0.648	12.1	1.01
05/06/2011 13:00	0.652	12.11	1.01
05/06/2011 14:00	0.653	12.1	1.01
05/06/2011 15:00	0.654	12.1	1.01
05/06/2011 16:00	0.657	12.09	1.01
05/06/2011 17:00	0.659	12.1	1.01
05/06/2011 18:00	0.662	12.1	1.01
05/06/2011 19:00	0.662	12.1	1.01
05/06/2011 20:00	0.666	12.09	1
05/06/2011 21:00	0.667	12.09	1
05/06/2011 22:00	0.664	12.09	1.01
05/06/2011 23:00	0.66	12.09	1
06/06/2011 00:00	0.663	12.09	1.01
06/06/2011 01:00	0.669	12.1	1.01
06/06/2011 02:00	0.666	12.1	1.01
06/06/2011 03:00	0.675	12.09	1.01
06/06/2011 04:00	0.667	12.1	1.01
06/06/2011 05:00	0.675	12.1	1.01
06/06/2011 06:00	0.669	12.1	1.01
06/06/2011 07:00	0.667	12.1	1.01
06/06/2011 08:00	0.665	12.1	1.01
06/06/2011 09:00	0.665	12.1	1.01
06/06/2011 10:00	0.66	12.1	1.01
06/06/2011 11:00	0.661	12.11	1.01
06/06/2011 12:00	0.663	12.11	1.01
06/06/2011 13:00	0.66	12.1	1.01
06/06/2011 14:00	0.666	12.1	1.01
06/06/2011 15:00	0.661	12.1	1.01
06/06/2011 16:00	0.655	12.1	1.01
06/06/2011 17:00	0.653	12.1	1.01
06/06/2011 18:00	0.651	12.1	1.01
06/06/2011 19:00	0.656	12.09	1.01
06/06/2011 20:00	0.66	12.1	1.01
06/06/2011 21:00	0.658	12.1	1.01
06/06/2011 22:00	0.66	12.1	1.02

06/06/2011 23:00	0.658	12.1	1.02
07/06/2011 00:00	0.658	12.1	1.02
07/06/2011 01:00	0.662	12.1	1.02
07/06/2011 02:00	0.663	12.1	1.02
07/06/2011 03:00	0.667	12.11	1.02
07/06/2011 04:00	0.666	12.1	1.02
07/06/2011 05:00	0.671	12.09	1.01
07/06/2011 06:00	0.665	12.1	1.01
07/06/2011 07:00	0.661	12.11	1.02
07/06/2011 08:00	0.664	12.11	1.02
07/06/2011 09:00	0.652	12.1	1.02
07/06/2011 10:00	0.65	12.11	1.02
07/06/2011 11:00	0.645	12.11	1.02
07/06/2011 12:00	0.647	12.11	1.02
07/06/2011 13:00	0.649	12.11	1.02
07/06/2011 14:00	0.658	12.11	1.02
07/06/2011 15:00	0.651	12.11	1.02
07/06/2011 16:00	0.655	12.11	1.02
07/06/2011 17:00	0.655	12.11	1.02
07/06/2011 18:00	0.657	12.11	1.02
07/06/2011 19:00	0.668	12.1	1.02
07/06/2011 20:00	0.665	12.1	1.02
07/06/2011 21:00	0.665	12.11	1.02
07/06/2011 22:00	0.664	12.1	1.02
07/06/2011 23:00	0.662	12.1	1.02
08/06/2011 00:00	0.664	12.11	1.02
08/06/2011 01:00	0.659	12.11	1.02
08/06/2011 02:00	0.664	12.11	1.02
08/06/2011 03:00	0.66	12.1	1.02
08/06/2011 04:00	0.662	12.1	1.02
08/06/2011 05:00	0.663	12.11	1.02
08/06/2011 06:00	0.66	12.11	1.02
08/06/2011 07:00	0.657	12.12	1.02
08/06/2011 08:00	0.648	12.11	1.02
08/06/2011 09:00	0.644	12.11	1.02
08/06/2011 10:00	0.645	12.12	1.02
08/06/2011 11:00	0.643	12.12	1.02
08/06/2011 12:00	0.645	12.11	1.02
08/06/2011 13:00	0.656	12.12	1.02
08/06/2011 14:00	0.651	12.11	1.02
08/06/2011 15:00	0.649	12.12	1.02
08/06/2011 16:00	0.646	12.11	1.02
08/06/2011 17:00	0.654	12.11	1.02
08/06/2011 18:00	0.652	12.11	1.02
08/06/2011 19:00	0.655	12.11	1.02
08/06/2011 20:00	0.657	12.11	1.02
08/06/2011 21:00	0.658	12.12	1.02
08/06/2011 22:00	0.654	12.11	1.02
08/06/2011 23:00	0.648	12.11	1.02
09/06/2011 00:00	0.65	12.12	1.02
09/06/2011 01:00	0.649	12.11	1.02
09/06/2011 02:00	0.649	12.11	1.02
09/06/2011 03:00	0.652	12.12	1.02
09/06/2011 04:00	0.652	12.12	1.02
09/06/2011 05:00	0.65	12.12	1.02
09/06/2011 06:00	0.645	12.12	1.03
09/06/2011 07:00	0.642	12.13	1.03
09/06/2011 08:00	0.633	12.13	1.03
09/06/2011 09:00	0.631	12.13	1.03

09/06/2011 10:00	0.632	12.13	1.03
09/06/2011 11:00	0.631	12.13	1.03
09/06/2011 12:00	0.633	12.13	1.03
09/06/2011 13:00	0.638	12.13	1.04
09/06/2011 14:00	0.638	12.13	1.04
09/06/2011 15:00	0.639	12.13	1.04
09/06/2011 16:00	0.641	12.13	1.04
09/06/2011 17:00	0.648	12.14	1.04
09/06/2011 18:00	0.646	12.14	1.04
09/06/2011 19:00	0.648	12.14	1.04
09/06/2011 20:00	0.646	12.14	1.04
09/06/2011 21:00	0.648	12.14	1.04
09/06/2011 22:00	0.646	12.14	1.04
09/06/2011 23:00	0.643	12.14	1.04
10/06/2011 00:00	0.643	12.14	1.05
10/06/2011 01:00	0.642	12.14	1.05
10/06/2011 02:00	0.643	12.14	1.05
10/06/2011 03:00	0.64	12.14	1.05
10/06/2011 04:00	0.637	12.14	1.05
10/06/2011 05:00	0.642	12.14	1.05
10/06/2011 06:00	0.64	12.14	1.05
10/06/2011 07:00	0.639	12.14	1.05
10/06/2011 08:00	0.63	12.14	1.06
10/06/2011 09:00	0.63	12.14	1.06
10/06/2011 10:00	0.632	12.14	1.06
10/06/2011 11:00	0.633	12.14	1.06
10/06/2011 12:00	0.634	12.15	1.06
10/06/2011 13:00	0.636	12.14	1.06
10/06/2011 14:00	0.634	12.15	1.06
10/06/2011 15:00	0.629	12.15	1.06
10/06/2011 16:00	0.631	12.15	1.06
10/06/2011 17:00	0.638	12.14	1.06
10/06/2011 18:00	0.639	12.15	1.05
10/06/2011 19:00	0.642	12.15	1.06
10/06/2011 20:00	0.642	12.14	1.06
10/06/2011 21:00	0.642	12.14	1.06
10/06/2011 22:00	0.643	12.15	1.06
10/06/2011 23:00	0.638	12.14	1.06
11/06/2011 00:00	0.642	12.15	1.06
11/06/2011 01:00	0.638	12.15	1.06
11/06/2011 02:00	0.639	12.15	1.06
11/06/2011 03:00	0.636	12.14	1.06
11/06/2011 04:00	0.635	12.15	1.06
11/06/2011 05:00	0.633	12.15	1.06
11/06/2011 06:00	0.634	12.15	1.05
11/06/2011 07:00	0.634	12.15	1.05
11/06/2011 08:00	0.632	12.15	1.05
11/06/2011 09:00	0.633	12.15	1.05
11/06/2011 10:00	0.631	12.15	1.05
11/06/2011 11:00	0.627	12.15	1.05
11/06/2011 12:00	0.628	12.15	1.05
11/06/2011 13:00	0.624	12.15	1.05
11/06/2011 14:00	0.625	12.15	1.05
11/06/2011 15:00	0.626	12.15	1.05
11/06/2011 16:00	0.628	12.15	1.05
11/06/2011 17:00	0.626	12.15	1.05
11/06/2011 18:00	0.63	12.15	1.05
11/06/2011 19:00	0.638	12.16	1.05
11/06/2011 20:00	0.641	12.15	1.06

11/06/2011 21:00	0.646	12.15	1.06
11/06/2011 22:00	0.644	12.16	1.06
11/06/2011 23:00	0.644	12.15	1.06
12/06/2011 00:00	0.64	12.15	1.06
12/06/2011 01:00	0.64	12.16	1.06
12/06/2011 02:00	0.638	12.16	1.06
12/06/2011 03:00	0.635	12.16	1.05
12/06/2011 04:00	0.638	12.16	1.05
12/06/2011 05:00	0.638	12.16	1.05
12/06/2011 06:00	0.637	12.16	1.05
12/06/2011 07:00	0.633	12.15	1.05
12/06/2011 08:00	0.627	12.15	1.05
12/06/2011 09:00	0.628	12.16	1.05
12/06/2011 10:00	0.63	12.15	1.05
12/06/2011 11:00	0.632	12.16	1.05
12/06/2011 12:00	0.633	12.16	1.05
12/06/2011 13:00	0.64	12.15	1.05
12/06/2011 14:00	0.638	12.16	1.05
12/06/2011 15:00	0.642	12.16	1.05
12/06/2011 16:00	0.646	12.16	1.05
12/06/2011 17:00	0.648	12.16	1.05
12/06/2011 18:00	0.65	12.16	1.05
12/06/2011 19:00	0.658	12.16	1.05
12/06/2011 20:00	0.655	12.16	1.05
12/06/2011 21:00	0.659	12.16	1.05
12/06/2011 22:00	0.657	12.16	1.05
12/06/2011 23:00	0.66	12.16	1.05
13/06/2011 00:00	0.654	12.16	1.05
13/06/2011 01:00	0.659	12.16	1.05
13/06/2011 02:00	0.657	12.16	1.05
13/06/2011 03:00	0.654	12.16	1.05
13/06/2011 04:00	0.651	12.16	1.04
13/06/2011 05:00	0.649	12.16	1.04
13/06/2011 06:00	0.643	12.16	1.04
13/06/2011 07:00	0.643	12.16	1.04
13/06/2011 08:00	0.645	12.16	1.04
13/06/2011 09:00	0.648	12.16	1.04
13/06/2011 10:00	0.645	12.17	1.04
13/06/2011 11:00	0.639	12.16	1.04
13/06/2011 12:00	0.639	12.16	1.04
13/06/2011 13:00	0.639	12.17	1.04
13/06/2011 14:00	0.633	12.16	1.04
13/06/2011 15:00	0.632	12.16	1.04
13/06/2011 16:00	0.633	12.16	1.04
13/06/2011 17:00	0.626	12.17	1.04
13/06/2011 18:00	0.627	12.17	1.04
13/06/2011 19:00	0.639	12.16	1.04
13/06/2011 20:00	0.645	12.16	1.04
13/06/2011 21:00	0.643	12.17	1.04
13/06/2011 22:00	0.643	12.17	1.04
13/06/2011 23:00	0.644	12.17	1.04
14/06/2011 00:00	0.641	12.17	1.04
14/06/2011 01:00	0.642	12.17	1.04
14/06/2011 02:00	0.645	12.17	1.04
14/06/2011 03:00	0.643	12.17	1.04
14/06/2011 04:00	0.64	12.17	1.04
14/06/2011 05:00	0.638	12.17	1.04
14/06/2011 06:00	0.637	12.17	1.04
14/06/2011 07:00	0.631	12.17	1.04

14/06/2011 08:00	0.618	12.17	1.04
14/06/2011 09:00	0.624	12.16	1.04
14/06/2011 10:00	0.625	12.16	1.04
14/06/2011 11:00	0.626	12.16	1.04
14/06/2011 12:00	0.628	12.16	1.04
14/06/2011 13:00	0.628	12.16	1.04
14/06/2011 14:00	0.628	12.17	1.04
14/06/2011 15:00	0.629	12.17	1.04
14/06/2011 16:00	0.633	12.17	1.04
14/06/2011 17:00	0.632	12.17	1.05
14/06/2011 18:00	0.63	12.17	1.04
14/06/2011 19:00	0.639	12.17	1.05
14/06/2011 20:00	0.645	12.17	1.04
14/06/2011 21:00	0.645	12.17	1.04
14/06/2011 22:00	0.645	12.18	1.04
14/06/2011 23:00	0.65	12.18	1.04
15/06/2011 00:00	0.652	12.18	1.04
15/06/2011 01:00	0.655	12.18	1.04
15/06/2011 02:00	0.651	12.18	1.04
15/06/2011 03:00	0.649	12.17	1.05
15/06/2011 04:00	0.65	12.18	1.05
15/06/2011 05:00	0.651	12.17	1.04
15/06/2011 06:00	0.645	12.18	1.04
15/06/2011 07:00	0.644	12.18	1.04
15/06/2011 08:00	0.641	12.18	1.04
15/06/2011 09:00	0.634	12.17	1.04
15/06/2011 10:00	0.635	12.17	1.04
15/06/2011 11:00	0.632	12.17	1.04
15/06/2011 12:00	0.634	12.17	1.04
15/06/2011 13:00	0.635	12.17	1.04
15/06/2011 14:00	0.635	12.18	1.04
15/06/2011 15:00	0.637	12.18	1.04
15/06/2011 16:00	0.636	12.17	1.04
15/06/2011 17:00	0.635	12.17	1.04
15/06/2011 18:00	0.635	12.17	1.04
15/06/2011 19:00	0.642	12.18	1.04
15/06/2011 20:00	0.646	12.18	1.04
15/06/2011 21:00	0.646	12.18	1.04
15/06/2011 22:00	0.648	12.17	1.04
15/06/2011 23:00	0.653	12.18	1.04
16/06/2011 00:00	0.654	12.18	1.04
16/06/2011 01:00	0.655	12.17	1.04
16/06/2011 02:00	0.657	12.17	1.04
16/06/2011 03:00	0.654	12.18	1.04
16/06/2011 04:00	0.657	12.18	1.04
16/06/2011 05:00	0.654	12.18	1.04
16/06/2011 06:00	0.65	12.18	1.04
16/06/2011 07:00	0.653	12.17	1.04
16/06/2011 08:00	0.639	12.18	1.04
16/06/2011 09:00	0.636	12.18	1.04
16/06/2011 10:00	0.639	12.18	1.04
16/06/2011 11:00	0.637	12.18	1.04
16/06/2011 12:00	0.648	12.18	1.04
16/06/2011 13:00	0.655	12.18	1.04
16/06/2011 14:00	0.661	12.18	1.04
16/06/2011 15:00	0.661	12.19	1.04
16/06/2011 16:00	0.653	12.2	1.04
16/06/2011 17:00	0.655	12.21	1.04
16/06/2011 18:00	0.645	12.23	1.04

16/06/2011 19:00	0.651	12.19	1.03
16/06/2011 20:00	0.656	12.2	1.03
16/06/2011 21:00	0.653	12.21	1.03
16/06/2011 22:00	0.652	12.22	1.03
16/06/2011 23:00	0.654	12.22	1.03
17/06/2011 00:00	0.652	12.18	1.03
17/06/2011 01:00	0.655	12.18	1.03
17/06/2011 02:00	0.656	12.18	1.03
17/06/2011 03:00	0.656	12.18	1.03
17/06/2011 04:00	0.655	12.19	1.03
17/06/2011 05:00	0.656	12.19	1.03
17/06/2011 06:00	0.651	12.19	1.03
17/06/2011 07:00	0.645	12.19	1.04
17/06/2011 08:00	0.636	12.18	1.03
17/06/2011 09:00	0.638	12.18	1.03
17/06/2011 10:00	0.642	12.18	1.03
17/06/2011 11:00	0.647	12.18	1.03
17/06/2011 12:00	0.65	12.19	1.03
17/06/2011 13:00	0.647	12.19	1.03
17/06/2011 14:00	0.653	12.19	1.03
17/06/2011 15:00	0.659	12.19	1.03
17/06/2011 16:00	0.661	12.19	1.03
17/06/2011 17:00	0.665	12.19	1.03
17/06/2011 18:00	0.669	12.21	1.03
17/06/2011 19:00	0.666	12.22	1.03
17/06/2011 20:00	0.664	12.23	1.03
17/06/2011 21:00	0.665	12.19	1.02
17/06/2011 22:00	0.673	12.19	1.02
17/06/2011 23:00	0.678	12.18	1.02
18/06/2011 00:00	0.679	12.19	1.02
18/06/2011 01:00	0.681	12.2	1.01
18/06/2011 02:00	0.674	12.21	1.01
18/06/2011 03:00	0.682	12.21	1.01
18/06/2011 04:00	0.676	12.18	1
18/06/2011 05:00	0.677	12.18	0.99
18/06/2011 06:00	0.676	12.17	0.99
18/06/2011 07:00	0.668	12.17	0.99
18/06/2011 08:00	0.669	12.18	0.99
18/06/2011 09:00	0.66	12.19	0.99
18/06/2011 10:00	0.657	12.18	1
18/06/2011 11:00	0.657	12.18	1
18/06/2011 12:00	0.666	12.18	1
18/06/2011 13:00	0.675	12.19	1
18/06/2011 14:00	0.668	12.19	1
18/06/2011 15:00	0.664	12.19	1
18/06/2011 16:00	0.668	12.19	1
18/06/2011 17:00	0.665	12.19	1
18/06/2011 18:00	0.675	12.2	1
18/06/2011 19:00	0.673	12.19	1
18/06/2011 20:00	0.679	12.21	1
18/06/2011 21:00	0.677	12.22	1
18/06/2011 22:00	0.678	12.21	1
18/06/2011 23:00	0.676	12.2	0.99
19/06/2011 00:00	0.67	12.2	0.99
19/06/2011 01:00	0.675	12.2	0.98
19/06/2011 02:00	0.679	12.19	0.98
19/06/2011 03:00	0.68	12.19	0.98
19/06/2011 04:00	0.676	12.18	0.98
19/06/2011 05:00	0.679	12.19	0.98

19/06/2011 06:00	0.674	12.19	0.98
19/06/2011 07:00	0.673	12.19	0.98
19/06/2011 08:00	0.667	12.19	0.98
19/06/2011 09:00	0.664	12.2	0.98
19/06/2011 10:00	0.662	12.21	0.98
19/06/2011 11:00	0.654	12.2	0.98
19/06/2011 12:00	0.652	12.19	0.98
19/06/2011 13:00	0.657	12.19	0.97
19/06/2011 14:00	0.662	12.19	0.97
19/06/2011 15:00	0.667	12.2	0.97
19/06/2011 16:00	0.662	12.19	0.97
19/06/2011 17:00	0.665	12.19	0.97
19/06/2011 18:00	0.663	12.19	0.97
19/06/2011 19:00	0.666	12.2	0.97
19/06/2011 20:00	0.664	12.2	0.97
19/06/2011 21:00	0.666	12.2	0.97
19/06/2011 22:00	0.672	12.21	0.97
19/06/2011 23:00	0.673	12.22	0.97
20/06/2011 00:00	0.671	12.21	0.97
20/06/2011 01:00	0.676	12.22	0.97
20/06/2011 02:00	0.673	12.21	0.97
20/06/2011 03:00	0.675	12.21	0.97
20/06/2011 04:00	0.681	12.2	0.97
20/06/2011 05:00	0.682	12.2	0.97
20/06/2011 06:00	0.681	12.21	0.97
20/06/2011 07:00	0.672	12.21	0.97
20/06/2011 08:00	0.663	12.21	0.97
20/06/2011 09:00	0.66	12.22	0.97
20/06/2011 10:00	0.661	12.23	0.97
20/06/2011 11:00	0.663	12.21	0.97
20/06/2011 12:00	0.661	12.21	0.96
20/06/2011 13:00	0.672	12.21	0.96
20/06/2011 14:00	0.666	12.2	0.96
20/06/2011 15:00	0.668	12.21	0.96
20/06/2011 16:00	0.669	12.21	0.96
20/06/2011 17:00	0.676	12.21	0.97
20/06/2011 18:00	0.675	12.21	0.97
20/06/2011 19:00	0.681	12.21	0.97
20/06/2011 20:00	0.677	12.21	0.97
20/06/2011 21:00	0.679	12.21	0.97
20/06/2011 22:00	0.686	12.21	0.97
20/06/2011 23:00	0.682	12.21	0.97
21/06/2011 00:00	0.681	12.21	0.97
21/06/2011 01:00	0.684	12.21	0.97
21/06/2011 02:00	0.681	12.21	0.97
21/06/2011 03:00	0.687	12.21	0.97
21/06/2011 04:00	0.685	12.21	0.97
21/06/2011 05:00	0.685	12.21	0.97
21/06/2011 06:00	0.685	12.21	0.97
21/06/2011 07:00	0.681	12.21	0.97
21/06/2011 08:00	0.674	12.21	0.97
21/06/2011 09:00	0.67	12.21	0.97
21/06/2011 10:00	0.63	12.23	0.97
21/06/2011 11:00	0.636	12.22	0.97
21/06/2011 12:00	0.632	12.2	0.96
21/06/2011 13:00	0.638	12.21	0.96
21/06/2011 14:00	0.643	12.2	0.96
21/06/2011 15:00	0.643	12.2	0.96
21/06/2011 16:00	0.645	12.2	0.96

21/06/2011 17:00	0.643	12.2	0.97
21/06/2011 18:00	0.646	12.21	0.97
21/06/2011 19:00	0.648	12.21	0.97
21/06/2011 20:00	0.651	12.2	0.97
21/06/2011 21:00	0.647	12.2	0.97
21/06/2011 22:00	0.649	12.2	0.97
21/06/2011 23:00	0.646	12.21	0.97
22/06/2011 00:00	0.652	12.2	0.97
22/06/2011 01:00	0.648	12.21	0.97
22/06/2011 02:00	0.651	12.21	0.97
22/06/2011 03:00	0.653	12.21	0.97
22/06/2011 04:00	0.65	12.21	0.97
22/06/2011 05:00	0.652	12.21	0.98
22/06/2011 06:00	0.647	12.21	0.98
22/06/2011 07:00	0.642	12.21	0.98
22/06/2011 08:00	0.636	12.22	0.98
22/06/2011 09:00	0.636	12.22	0.98
22/06/2011 10:00	0.63	12.21	0.98
22/06/2011 11:00	0.64	12.22	0.98
22/06/2011 12:00	0.646	12.22	0.98
22/06/2011 13:00	0.646	12.22	0.98
22/06/2011 14:00	0.641	12.22	0.98
22/06/2011 15:00	0.644	12.22	0.98
22/06/2011 16:00	0.652	12.22	0.98
22/06/2011 17:00	0.646	12.22	0.98
22/06/2011 18:00	0.64	12.22	0.98
22/06/2011 19:00	0.647	12.22	0.98
22/06/2011 20:00	0.644	12.22	0.98
22/06/2011 21:00	0.643	12.22	0.99
22/06/2011 22:00	0.65	12.22	0.99
22/06/2011 23:00	0.646	12.22	0.99
23/06/2011 00:00	0.643	12.22	0.99
23/06/2011 01:00	0.646	12.22	0.99
23/06/2011 02:00	0.648	12.22	0.99
23/06/2011 03:00	0.65	12.22	0.99
23/06/2011 04:00	0.648	12.22	0.99
23/06/2011 05:00	0.652	12.22	0.99
23/06/2011 06:00	0.649	12.22	0.99
23/06/2011 07:00	0.645	12.22	0.99
23/06/2011 08:00	0.638	12.23	0.99
23/06/2011 09:00	0.639	12.22	0.99
23/06/2011 10:00	0.633	12.23	0.99
23/06/2011 11:00	0.632	12.22	1
23/06/2011 12:00	0.632	12.22	1
23/06/2011 13:00	0.632	12.23	1
23/06/2011 14:00	0.647	12.24	1
23/06/2011 15:00	0.647	12.25	1
23/06/2011 16:00	0.641	12.24	1
23/06/2011 17:00	0.64	12.22	0.97
23/06/2011 18:00	0.642	12.21	0.97
23/06/2011 19:00	0.642	12.21	0.98
23/06/2011 20:00	0.639	12.22	0.98
23/06/2011 21:00	0.642	12.21	0.98
23/06/2011 22:00	0.641	12.23	0.98
23/06/2011 23:00	0.641	12.23	0.99
24/06/2011 00:00	0.644	12.23	0.99
24/06/2011 01:00	0.64	12.23	0.99
24/06/2011 02:00	0.642	12.23	0.99
24/06/2011 03:00	0.639	12.23	0.99

24/06/2011 04:00	0.637	12.23	0.99
24/06/2011 05:00	0.639	12.23	0.99
24/06/2011 06:00	0.642	12.23	1
24/06/2011 07:00	0.642	12.23	1
24/06/2011 08:00	0.641	12.23	1
24/06/2011 09:00	0.629	12.23	1
24/06/2011 10:00	0.629	12.23	1
24/06/2011 11:00	0.631	12.23	1
24/06/2011 12:00	0.632	12.23	1
24/06/2011 13:00	0.629	12.23	1
24/06/2011 14:00	0.631	12.24	1
24/06/2011 15:00	0.634	12.24	1
24/06/2011 16:00	0.627	12.23	1
24/06/2011 17:00	0.638	12.23	1
24/06/2011 18:00	0.64	12.23	1
24/06/2011 19:00	0.64	12.23	1
24/06/2011 20:00	0.647	12.24	1
24/06/2011 21:00	0.645	12.24	1
24/06/2011 22:00	0.649	12.24	1
24/06/2011 23:00	0.649	12.24	1
25/06/2011 00:00	0.648	12.24	1
25/06/2011 01:00	0.648	12.24	1
25/06/2011 02:00	0.646	12.24	1
25/06/2011 03:00	0.651	12.26	0.99
25/06/2011 04:00	0.656	12.25	0.99
25/06/2011 05:00	0.655	12.23	0.99
25/06/2011 06:00	0.659	12.23	0.99
25/06/2011 07:00	0.656	12.22	0.99
25/06/2011 08:00	0.656	12.23	0.99
25/06/2011 09:00	0.656	12.24	0.99
25/06/2011 10:00	0.651	12.24	0.99
25/06/2011 11:00	0.647	12.24	0.99
25/06/2011 12:00	0.643	12.24	0.99
25/06/2011 13:00	0.638	12.24	0.99
25/06/2011 14:00	0.636	12.24	0.99
25/06/2011 15:00	0.632	12.24	0.99
25/06/2011 16:00	0.634	12.24	0.99
25/06/2011 17:00	0.64	12.24	0.99
25/06/2011 18:00	0.64	12.24	0.99
25/06/2011 19:00	0.641	12.24	0.99
25/06/2011 20:00	0.643	12.24	0.99
25/06/2011 21:00	0.644	12.24	0.99
25/06/2011 22:00	0.642	12.24	0.99
25/06/2011 23:00	0.645	12.24	0.99
26/06/2011 00:00	0.645	12.24	0.99
26/06/2011 01:00	0.643	12.24	0.99
26/06/2011 02:00	0.641	12.24	0.99
26/06/2011 03:00	0.643	12.24	0.99
26/06/2011 04:00	0.647	12.24	0.99
26/06/2011 05:00	0.65	12.24	0.99
26/06/2011 06:00	0.648	12.24	0.99
26/06/2011 07:00	0.637	12.24	0.99
26/06/2011 08:00	0.629	12.24	0.99
26/06/2011 09:00	0.629	12.25	0.99
26/06/2011 10:00	0.636	12.24	0.99
26/06/2011 11:00	0.632	12.25	0.99
26/06/2011 12:00	0.629	12.24	0.99
26/06/2011 13:00	0.633	12.25	0.99
26/06/2011 14:00	0.633	12.25	0.99

26/06/2011 15:00	0.632	12.24	0.99
26/06/2011 16:00	0.641	12.25	0.99
26/06/2011 17:00	0.647	12.24	0.99
26/06/2011 18:00	0.653	12.25	0.99
26/06/2011 19:00	0.655	12.25	1
26/06/2011 20:00	0.657	12.25	1
26/06/2011 21:00	0.658	12.25	1
26/06/2011 22:00	0.659	12.25	1
26/06/2011 23:00	0.654	12.25	1
27/06/2011 00:00	0.659	12.25	1
27/06/2011 01:00	0.654	12.25	1
27/06/2011 02:00	0.657	12.25	1
27/06/2011 03:00	0.659	12.25	1
27/06/2011 04:00	0.653	12.25	1
27/06/2011 05:00	0.655	12.25	1
27/06/2011 06:00	0.656	12.25	1
27/06/2011 07:00	0.647	12.25	1
27/06/2011 08:00	0.64	12.25	1
27/06/2011 09:00	0.641	12.25	1
27/06/2011 10:00	0.643	12.25	1
27/06/2011 11:00	0.645	12.25	1
27/06/2011 12:00	0.639	12.25	1
27/06/2011 13:00	0.642	12.25	1
27/06/2011 14:00	0.643	12.25	1
27/06/2011 15:00	0.639	12.25	1
27/06/2011 16:00	0.643	12.25	1
27/06/2011 17:00	0.638	12.25	1
27/06/2011 18:00	0.645	12.25	1
27/06/2011 19:00	0.645	12.25	1
27/06/2011 20:00	0.654	12.25	1
27/06/2011 21:00	0.659	12.25	1
27/06/2011 22:00	0.659	12.25	1
27/06/2011 23:00	0.66	12.26	1
28/06/2011 00:00	0.662	12.25	1
28/06/2011 01:00	0.664	12.26	1
28/06/2011 02:00	0.664	12.26	1
28/06/2011 03:00	0.661	12.25	1
28/06/2011 04:00	0.656	12.26	1
28/06/2011 05:00	0.654	12.26	1
28/06/2011 06:00	0.653	12.26	1
28/06/2011 07:00	0.651	12.25	1
28/06/2011 08:00	0.644	12.26	1
28/06/2011 09:00	0.646	12.26	1
28/06/2011 10:00	0.646	12.26	1
28/06/2011 11:00	0.64	12.26	1

END OF DATA FILE OF DATALOGGER FOR WINDOWS

1_K4996_110715104328.CSV

Appendix K Weather Station Data

Weather Data to 22/6/11

April **Highs** **Lows**

Wind / Direction	28 E	
Total Rain (mm)	3.4	
Rain Rate (mm/h)	1047	
Time (peak R/R)		
Temp (°C)	22.8	1.1
Humidity (%)	100	35
Barometric Pressure (mb)	1030	1009

May **Highs** **Lows**

Wind / Direction	37 S	
Total Rain (mm)	17.6	
Rain Rate (mm/h)	101	
Time (peak R/R)		
Temp (°C)	21.7	3.8
Humidity (%)	96	31
Barometric Pressure (mb)	1029	1004

Date	30.5.11		31.5.11		1.6.11		2.6.11		3.6.11		4.6.11		5.6.11		6.6.11	
	High	Low	High	Low	High	Low	High	Low	High	Low	High	Low	High	Low	High	Low
Wind / Direction (mph)	21 S		17 NW		21 E		14 NE		22 SW		23 N		25 E		12 NW	
Rain (mm)	1.8		9.6		0		0		0		0		0		6.4	
Rain Rate (mm/h)	3.4		37		0		0		0		0		0		5.8	
Time (peak R/R)	22:03		17:20												08:47	
Temp (°C)	18.3	10.6	17.8	7.2	17.8	6.1	20	8.3	17.8	12.2	18.9	12.8	16.7	11.7	15.6	8.3
Humidity (%)	94	72	96	45	96	53	100	67	96	76	93	74	94	74	95	57
Barometric Pressure (mb)	1014	1009	1028	1012	1033	1028	1036	1033	1036	1028	1028	1008	1019	1008	1008	1005

Date	7.6.11		8.6.11		9.6.11		10.6.11		11.6.11		12.6.11		13.6.11		14.6.11	
	High	Low	High	Low	High	Low	High	Low	High	Low	High	Low	High	Low	High	Low
Wind / Direction (mph)	23 S		26 SE		17 S		20 SE		21 S		30 S		25 S		16 SE	
Rain (mm)	0		0		0.4		0		9.8		4.6		0		0	
Rain Rate (mm/h)	0		0		2.6		0		14.8		2.6		0		0	
Time (peak R/R)					15:44				13:00		20:43					
Temp (°C)	17.8	11.4	19.4	8.3	18.3	8.9	15.6	7.8	16.1	6.1	16.1	5.6	23.3	13.3	18.3	9.4
Humidity (%)	92	67	92	50	96	53	94	59	96	64	95	65	95	54	94	58
Barometric Pressure (mb)	1006	1003	1010	1005	1016	1010	1016	1014	1019	1014	1019	1010	1017	1009	1020	1017

Date	15.6.11		16.6.11		17.6.11		18.6.11		19.6.11		20.6.11		21.6.11		22.6.11	
	High	Low	High	Low	High	Low	High	Low	High	Low	High	Low	High	Low	High	Low
Wind / Direction (mph)	22 SE		18 S		34 E		25 SE		23 W		19 SE		27 SE		26 SW	
Rain (mm)	0.2		5.2		13.2		4		0.6		0.8		0		7.4	
Rain Rate (mm/h)	0.2		33.6		33.8		32		1		42		0.8		104.8	
Time (peak R/R)	23:00		14:24		16:39		11:24		16:24		22:44				14:45	
Temp (°C)	21.7	14.4	20	12.2	16.1	9.4	18.9	11.1	19.4	10.6	17.8	8.9	21.7	13.3	18.3	11.7
Humidity (%)	93	64	95	55	94	72	95	60	91	59	95	64	95	56	95	66
Barometric Pressure (mb)	1018	1012	1012	1009	1013	996	1004	995	1014	1004	1014	1011	1011	1008	1011	1007

Date	Time	Temp Out	Hi Temp	Low Temp	Out Hum	Dew Pt.	Wind Speed	Wind Dir	Wind Run	Hi Speed	Hi Dir	Wind Chill	Heat Index	THW Index	Bar	Rain	Rain Rate	Heat D-D	Cool D-D	In Temp	In Hum	In Dew	In Heat	In EMC	In Air Density	Wind	Wind Samp	ISS Tx	Arc. Recept	Int.
23/06/11	13:30	11.4	16.0	11.1	93	10.4	8.0	W	4.02	27.4	W	10.7	11.6	10.8	760.9	7.60	118.8	0.144	0.000	20.3	61	12.5	20.1	11.25	1.1877	1030	1	100.0	30	
23/06/11	14:00	13.3	13.3	11.4	95	12.5	6.4	W	3.22	17.7	W	13.2	13.4	13.3	760.8	0.40	4.2	0.105	0.000	21.3	71	15.8	21.4	13.44	1.1795	703	1	100.0	30	
23/06/11	14:30	14.0	14.6	13.3	93	12.9	8.0	W	4.02	17.7	WSW	13.7	14.1	13.8	760.9	0.20	0.8	0.090	0.000	19.7	65	13.0	19.8	11.90	1.1895	671	1	98.1	30	
23/06/11	15:00	15.7	15.7	14.0	86	13.3	9.7	WSW	4.83	22.5	SW	15.4	15.8	15.6	760.9	0.00	0.0	0.056	0.000	18.9	71	13.5	19.1	13.53	1.1923	702	1	100.0	30	
23/06/11	15:30	13.7	16.1	13.7	85	11.2	11.3	W	5.63	32.2	W	12.9	13.7	12.8	761.2	0.00	0.0	0.096	0.000	18.1	71	12.8	18.1	13.54	1.1968	673	1	98.4	30	
23/06/11	16:00	16.3	16.3	13.7	70	10.8	9.7	W	4.83	20.9	WSW	16.3	16.0	15.9	761.2	0.00	0.0	0.042	0.000	16.4	74	11.7	16.2	14.25	1.2051	702	1	100.0	30	
23/06/11	16:30	17.8	18.1	16.3	66	11.4	9.7	W	4.83	22.5	W	17.8	17.6	17.6	761.4	0.00	0.0	0.010	0.000	17.8	77	13.7	18.0	15.35	1.1971	702	1	100.0	30	
23/06/11	17:00	18.4	18.4	17.2	64	11.5	11.3	W	5.63	22.5	W	18.4	18.2	18.2	761.3	0.00	0.0	0.000	0.001	18.8	76	14.5	19.2	14.83	1.1919	702	1	100.0	30	
23/06/11	17:30	17.2	18.6	17.1	67	11.0	8.0	WNW	4.02	19.3	WNW	17.2	16.9	16.9	761.4	0.00	0.0	0.024	0.000	19.2	75	14.6	19.5	14.45	1.1906	703	1	100.0	30	
23/06/11	18:00	17.9	18.6	17.1	57	9.3	11.3	WNW	5.63	22.5	W	17.9	17.3	17.3	761.5	0.00	0.0	0.008	0.000	19.2	76	14.8	19.6	14.82	1.1905	674	1	98.5	30	
23/06/11	18:30	17.1	17.9	17.1	61	9.5	11.3	W	5.63	24.1	W	16.9	16.5	16.4	761.8	0.00	0.0	0.027	0.000	18.6	75	14.1	18.8	14.45	1.1942	703	1	100.0	30	
23/06/11	19:00	17.1	17.8	17.1	58	8.7	11.3	W	5.63	25.7	WNW	16.9	16.4	16.3	762.0	0.00	0.0	0.027	0.000	18.3	76	14.0	18.6	14.85	1.1957	702	1	100.0	30	
23/06/11	19:30	16.2	17.1	16.2	62	8.9	9.7	W	4.83	25.7	W	16.1	15.6	15.5	762.3	0.00	0.0	0.045	0.000	17.0	76	12.7	16.9	14.90	1.2031	702	1	100.0	30	
23/06/11	20:00	15.3	16.2	15.3	70	9.9	11.3	WNW	5.63	22.5	W	14.8	15.0	14.5	762.7	0.00	0.0	0.063	0.000	16.0	76	11.8	15.8	14.93	1.2090	680	1	99.4	30	
23/06/11	20:30	14.9	15.4	14.8	69	9.2	9.7	WNW	4.83	22.5	WNW	14.6	14.4	14.1	763.0	0.00	0.0	0.072	0.000	15.2	76	11.0	15.0	14.97	1.2137	702	1	100.0	30	
23/06/11	21:00	14.4	14.8	14.4	70	9.0	9.7	W	4.83	19.3	WNW	13.9	13.9	13.5	763.4	0.00	0.0	0.082	0.000	14.4	77	10.5	14.2	15.39	1.2182	703	1	100.0	30	
23/06/11	21:30	13.6	14.4	13.6	74	9.0	8.0	W	4.02	16.1	W	13.2	13.2	12.8	763.7	0.00	0.0	0.100	0.000	13.6	77	9.6	13.3	15.42	1.2233	702	1	100.0	30	
23/06/11	22:00	12.3	13.6	12.3	78	8.6	4.8	W	2.41	17.7	WNW	12.3	12.1	12.1	764.0	0.00	0.0	0.125	0.000	12.4	77	8.5	12.2	15.45	1.2299	703	1	100.0	30	
23/06/11	22:30	11.6	12.3	11.6	83	8.8	1.6	W	0.80	4.8	W	11.6	11.4	11.4	764.1	0.00	0.0	0.141	0.000	11.2	77	7.3	11.1	15.45	1.2360	651	1	95.2	30	
23/06/11	23:00	11.1	11.6	11.1	86	8.8	1.6	W	0.80	4.8	W	11.1	11.1	11.1	764.2	0.00	0.0	0.152	0.000	10.7	78	7.0	10.6	15.75	1.2389	701	1	100.0	30	
23/06/11	23:30	10.3	11.1	10.3	89	8.5	3.2	W	1.61	4.8	W	10.3	10.4	10.4	764.2	0.00	0.0	0.168	0.000	9.8	78	6.2	9.8	15.74	1.2433	702	1	100.0	30	
24/06/11	00:00	10.0	10.3	10.0	91	8.6	3.2	WSW	1.61	6.4	W	10.0	10.2	10.2	764.3	0.00	0.0	0.174	0.000	9.3	78	5.6	9.2	15.72	1.2462	701	1	100.0	30	
24/06/11	0:30	9.9	10.1	9.9	91	8.5	3.2	WSW	1.61	6.4	WSW	9.9	10.1	10.1	764.5	0.00	0.0	0.176	0.000	9.0	79	5.6	8.9	16.05	1.2479	701	1	100.0	30	
24/06/11	1:00	9.4	9.9	9.4	92	8.2	3.2	WSW	1.61	6.4	WSW	9.4	9.6	9.6	764.6	0.00	0.0	0.186	0.000	8.6	79	5.2	8.5	16.05	1.2500	700	1	100.0	30	
24/06/11	1:30	9.2	9.4	9.2	93	8.1	4.8	WSW	2.41	6.4	WSW	8.9	9.4	9.1	764.8	0.00	0.0	0.191	0.000	8.1	79	4.7	8.0	16.05	1.2530	702	1	100.0	30	
24/06/11	2:00	8.9	9.2	8.9	93	7.9	3.2	WSW	1.61	6.4	WSW	8.9	9.1	9.1	764.9	0.00	0.0	0.196	0.000	7.8	79	4.4	7.7	16.05	1.2549	702	1	100.0	30	
24/06/11	2:30	8.9	8.9	8.8	93	7.8	4.8	WSW	2.41	8.0	WSW	8.6	9.1	8.7	765.0	0.00	0.0	0.197	0.000	7.6	79	4.1	7.4	16.05	1.2562	701	1	100.0	30	
24/06/11	3:00	8.8	8.9	8.8	93	7.8	4.8	W	2.41	9.7	W	8.5	9.0	8.7	765.0	0.00	0.0	0.198	0.000	7.4	79	4.0	7.3	16.05	1.2569	700	1	100.0	30	
24/06/11	3:30	8.7	8.9	8.7	93	7.6	4.8	W	2.41	8.0	WSW	8.3	8.8	8.5	765.0	0.00	0.0	0.201	0.000	7.4	79	4.0	7.3	16.05	1.2570	702	1	100.0	30	
24/06/11	4:00	8.6	8.7	8.5	93	7.5	4.8	W	2.41	8.0	W	8.2	8.7	8.3	765.1	0.00	0.0	0.204	0.000	7.2	79	3.8	7.1	16.05	1.2582	701	1	100.0	30	
24/06/11	4:30	8.7	8.7	8.5	93	7.6	4.8	W	2.41	9.7	WSW	8.3	8.8	8.5	765.3	0.00	0.0	0.201	0.000	7.1	79	3.7	7.0	16.06	1.2591	703	1	100.0	30	
24/06/11	5:00	9.2	9.2	8.7	91	7.8	6.4	W	3.22	11.3	WNW	8.5	9.4	8.7	765.4	0.00	0.0	0.190	0.000	7.4	80	4.2	7.3	16.44	1.2573	700	1	100.0	30	
24/06/11	5:30	9.8	9.8	9.2	89	8.1	6.4	W	3.22	11.3	WSW	9.1	9.9	9.3	765.6	0.00	0.0	0.178	0.000	7.9	80	4.7	7.8	16.42	1.2550	699	1	100.0	30	
24/06/11	6:00	9.9	10.0	9.8	89	8.2	6.4	W	3.22	12.9	W	9.3	10.1	9.5	765.8	0.00	0.0	0.175	0.000	8.4	80	5.2	8.3	16.41	1.2529	702	1	100.0	30	
24/06/11	6:30	10.6	10.6	9.9	88	8.7	6.4	W	3.22	12.9	WSW	10.1	10.7	10.1	766.0	0.00	0.0	0.161	0.000	9.0	80	5.7	8.9	16.39	1.2503	700	1	100.0	30	
24/06/11	7:00	10.9	10.9	10.6	87	8.9	8.0	W	4.02	17.7	W	10.1	11.0	10.2	766.2	0.00	0.0	0.154	0.000	9.7	80	6.4	9.6	16.36	1.2471	702	1	100.0	30	
24/06/11	7:30	11.8	11.8	10.9	85	9.3	8.0	W	4.02	12.9	WSW	11.1	11.7	11.0	766.4	0.00	0.0	0.137	0.000	10.4	80	7.1	10.3	16.35	1.2437	666	1	97.4	30	
24/06/11	8:00	12.7	12.7	11.8	81	9.5	8.0	W	4.02	17.7	W	12.2	12.6	12.1	766.4	0.00	0.0	0.117	0.000	11.2	80	7.8	11.1	16.35	1.2397	702	1	100.0	30	
24/06/11	8:30	14.3	14.3	12.7	75	10.0	8.0	W	4.02	17.7	WNW	14.1	14.1	13.8	766.4	0.00	0.0	0.083	0.000	12.7	82	9.7	12.6	16.96	1.2312	701	1	100.0	30	
24/06/11	9:00	15.6	15.6	14.3	68	9.7	8.0	W	4.02	19.3	W	15.6	15.2	15.2	766.4	0.00	0.0	0.058	0.000	14.8	81	11.5	14.7	16.72	1.2204	703	1	100.0	30	
24/06/11	9:30	16.1	16.2	15.5	67	10.0	9.7	W	4.83	17.7	SW	16.0	15.7	15.6	766.4	0.00	0.0	0.046	0.000	16.6	80	13.1	16.7	16.46	1.2110	702	1	100.0	30	
24/06/11	10:00	16.4	16.5	15.9	65	9.8	11.3	W	5.63	20.9	WNW	16.2	16.1	15.8	766.3	0.00	0.0	0.039	0.000	18.1	78	14.2	18.4	15.74	1.2033	702	1	100.0	30	
24/06/11	10:30	17.0	17.0	16.4	62	9.7	11.3	W	5.63	20.9	WNW	16.9	16.5	16.4	766.3	0.00	0.0	0.028	0.000	19.3	77	15.2	19.8	15.21	1.1970	702	1	100.0	30	
24/06/11	11:00	17.2	17.3	16.8	59	9.1	11.3	W	5.63	24.1	W	17.1	16.5	16.4	766.4	0.00	0.0	0.024	0.000	20.2	75	15.6	20.7	14.45	1.1932	701	1	100.0	30	
24/06/11	11:30	17.9	18.0	17.2	53	8.2	11.3	W	5.63	25.7	NW	17.9	17.1	17.1	766.5	0.00	0.0	0.009	0.000	20.9	74	16.1	21.3	14.25	1.1894	703	1	100.0	30	
24/06/11	12:00	18.8	18.9	17.8	49	7.8	9.7	W	4.83	22.5	W	18.8	17.8	17.8	76															

24/06/11	18:30	16.9	17.7	16.9	70	11.4	3.2	SW	1.61	11.3	SSE	16.9	16.7	16.7	766.7	0.00	0.0	0.029	0.000	17.9	75	13.4	17.9	14.48	1.2058	701	1	100.0	30
24/06/11	19:00	16.6	17.0	16.6	71	11.3	4.8	S	2.41	14.5	S	16.6	16.4	16.4	766.9	0.00	0.0	0.036	0.000	17.4	75	12.9	17.4	14.52	1.2087	701	1	100.0	30
24/06/11	19:30	16.4	16.7	16.4	68	10.5	3.2	SW	1.61	8.0	S	16.4	16.1	16.1	766.9	0.00	0.0	0.039	0.000	16.8	76	12.6	16.8	14.90	1.2115	703	1	100.0	30
24/06/11	20:00	16.1	16.4	16.1	60	8.3	4.8	WSW	2.41	9.7	WSW	16.1	15.4	15.4	766.9	0.00	0.0	0.046	0.000	16.2	76	12.0	16.1	14.93	1.2147	701	1	100.0	30
24/06/11	20:30	15.7	16.1	15.6	61	8.2	4.8	WSW	2.41	9.7	WSW	15.7	15.0	15.0	766.9	0.00	0.0	0.056	0.000	15.6	76	11.4	15.4	14.95	1.2179	702	1	100.0	30
24/06/11	21:00	15.3	15.7	15.3	61	7.8	4.8	WSW	2.41	8.0	W	15.3	14.7	14.7	767.0	0.00	0.0	0.063	0.000	15.1	76	10.9	14.9	14.98	1.2207	701	1	100.0	30
24/06/11	21:30	15.1	15.4	15.1	64	8.3	3.2	WSW	1.61	8.0	W	15.1	14.4	14.4	767.1	0.00	0.0	0.068	0.000	14.6	76	10.4	14.4	15.02	1.2234	701	1	100.0	30
24/06/11	22:00	14.6	15.1	14.6	67	8.5	4.8	WSW	2.41	11.3	WSW	14.6	14.1	14.1	767.4	0.00	0.0	0.078	0.000	14.1	76	9.9	13.8	15.05	1.2266	703	1	100.0	30
24/06/11	22:30	13.9	14.7	13.9	75	9.5	8.0	WSW	4.02	17.7	W	13.6	13.6	13.3	767.7	0.00	0.0	0.093	0.000	13.6	76	9.4	13.3	15.09	1.2300	702	1	100.0	30
24/06/11	23:00	12.6	13.9	12.6	85	10.2	6.4	W	3.22	12.9	WSW	12.4	12.6	12.3	767.9	0.00	0.0	0.119	0.000	12.9	76	8.8	12.6	15.14	1.2338	703	1	100.0	30
24/06/11	23:30	12.0	12.6	12.0	88	10.1	4.8	W	2.41	12.9	W	12.0	12.0	12.0	767.7	0.20	0.0	0.132	0.000	12.3	77	8.4	12.1	15.45	1.2365	702	1	100.0	30
25/06/11	00:00	11.7	12.0	11.7	91	10.3	3.2	WSW	1.61	4.8	WSW	11.7	11.8	11.8	767.8	0.00	0.0	0.138	0.000	11.9	77	8.0	11.7	15.45	1.2387	703	1	100.0	30
25/06/11	0:30	11.7	11.7	11.6	92	10.4	3.2	WSW	1.61	6.4	WSW	11.7	11.8	11.8	767.7	0.20	0.0	0.139	0.000	11.6	77	7.7	11.4	15.45	1.2400	702	1	100.0	30
25/06/11	1:00	11.6	11.7	11.6	93	10.5	1.6	WSW	0.80	4.8	WSW	11.6	11.7	11.7	767.5	0.20	0.0	0.141	0.000	11.5	77	7.6	11.3	15.45	1.2402	701	1	100.0	30
25/06/11	1:30	11.6	11.6	11.6	94	10.7	1.6	SW	0.80	6.4	SW	11.6	11.8	11.8	767.5	0.40	1.2	0.140	0.000	11.4	77	7.5	11.2	15.45	1.2408	702	1	100.0	30
25/06/11	2:00	11.6	11.6	11.6	94	10.6	3.2	SW	1.61	11.3	S	11.6	11.7	11.7	767.3	0.60	2.0	0.141	0.000	11.4	77	7.5	11.2	15.45	1.2405	702	1	100.0	30
25/06/11	2:30	11.6	11.6	11.5	94	10.6	3.2	SSW	1.61	11.3	SW	11.6	11.7	11.7	767.1	0.60	1.6	0.141	0.000	11.3	77	7.4	11.1	15.45	1.2404	702	1	100.0	30
25/06/11	3:00	11.2	11.6	11.2	93	10.1	4.8	SSW	2.41	16.1	S	11.2	11.4	11.3	766.9	0.20	1.2	0.148	0.000	11.2	77	7.3	11.1	15.45	1.2406	703	1	100.0	30
25/06/11	3:30	11.0	11.2	11.0	93	9.9	6.4	SSW	3.22	14.5	SSW	10.6	11.2	10.7	766.6	0.00	0.0	0.153	0.000	11.0	77	7.1	10.8	15.45	1.2413	701	1	100.0	30
25/06/11	4:00	11.0	11.0	10.9	93	9.9	8.0	SSW	4.02	19.3	S	10.2	11.2	10.4	766.4	0.00	0.0	0.153	0.000	10.8	78	7.1	10.7	15.75	1.2417	702	1	100.0	30
25/06/11	4:30	11.1	11.1	10.9	94	10.1	6.4	SW	3.22	17.7	SW	10.6	11.2	10.8	766.0	0.00	0.0	0.152	0.000	10.7	78	7.0	10.6	15.75	1.2417	703	1	100.0	30
25/06/11	5:00	11.7	11.7	11.1	95	10.9	8.0	S	4.02	22.5	SSE	10.9	11.8	11.1	765.7	0.40	0.8	0.139	0.000	11.0	78	7.3	10.8	15.75	1.2397	702	1	100.0	30
25/06/11	5:30	11.8	11.8	11.7	95	11.1	9.7	SSW	4.83	27.4	SSE	10.9	12.0	11.1	765.6	0.20	0.8	0.135	0.000	11.2	78	7.5	11.1	15.75	1.2384	702	1	100.0	30
25/06/11	6:00	11.9	11.9	11.8	95	11.2	11.3	SSW	5.63	33.8	SSW	10.8	12.1	10.9	765.4	0.60	1.6	0.133	0.000	11.5	78	7.8	11.3	15.75	1.2366	699	1	100.0	30
25/06/11	6:30	12.2	12.2	11.9	95	11.4	11.3	SSW	5.63	24.1	SW	11.1	12.3	11.2	765.2	1.00	3.6	0.128	0.000	11.6	78	7.9	11.4	15.75	1.2356	703	1	100.0	30
25/06/11	7:00	12.4	12.4	12.2	95	11.6	11.3	SSW	5.63	29.0	SSE	11.3	12.5	11.4	764.9	1.20	6.2	0.124	0.000	11.9	78	8.2	11.7	15.75	1.2338	701	1	100.0	30
25/06/11	7:30	12.7	12.7	12.4	96	12.0	11.3	SW	5.63	29.0	SSW	11.7	12.8	11.8	764.8	0.20	0.8	0.118	0.000	12.1	78	8.4	11.9	15.75	1.2324	701	1	100.0	30
25/06/11	8:00	12.9	12.9	12.7	96	12.3	11.3	SSW	5.63	24.1	SSW	12.0	13.1	12.1	764.6	0.00	0.0	0.112	0.000	12.4	78	8.7	12.2	15.75	1.2307	703	1	100.0	30
25/06/11	8:30	13.1	13.2	12.9	96	12.5	9.7	SW	4.83	22.5	SSW	12.4	13.2	12.5	764.7	0.00	0.0	0.109	0.000	12.7	78	9.0	12.5	15.75	1.2291	702	1	100.0	30
25/06/11	9:00	13.3	13.3	13.1	96	12.7	6.4	SW	3.22	17.7	SSW	13.2	13.4	13.3	764.8	0.00	0.0	0.104	0.000	12.9	78	9.2	12.7	15.74	1.2282	703	1	100.0	30
25/06/11	9:30	13.7	13.7	13.3	96	13.0	8.0	SW	4.02	16.1	WSW	13.3	13.8	13.4	764.7	0.00	0.0	0.097	0.000	13.2	78	9.5	13.0	15.73	1.2265	702	1	100.0	30
25/06/11	10:00	14.3	14.3	13.7	96	13.7	6.4	WSW	3.22	17.7	SW	14.3	14.5	14.5	764.6	0.00	0.0	0.083	0.000	13.7	78	9.9	13.4	15.72	1.2240	702	1	100.0	30
25/06/11	10:30	15.6	15.6	14.3	95	14.8	8.0	WSW	4.02	19.3	SSW	15.6	15.8	15.8	764.6	0.00	0.0	0.058	0.000	15.1	79	11.4	14.9	16.05	1.2164	700	1	100.0	30
25/06/11	11:00	16.4	16.4	15.6	94	15.4	9.7	WSW	4.83	17.7	WSW	16.3	16.7	16.7	764.5	0.00	0.0	0.041	0.000	16.1	78	12.2	16.0	15.67	1.2113	702	1	100.0	30
25/06/11	11:30	17.7	17.7	16.3	89	15.8	11.3	W	5.63	25.7	W	17.7	18.1	18.1	764.4	0.00	0.0	0.014	0.000	17.0	78	13.1	17.1	15.70	1.2061	703	1	100.0	30
25/06/11	12:00	18.4	18.6	17.7	86	16.1	11.3	W	5.63	25.7	SW	18.4	18.9	18.9	764.5	0.00	0.0	0.000	0.002	18.6	78	14.6	18.9	15.72	1.1980	701	1	100.0	30
25/06/11	12:30	19.3	19.3	18.4	85	16.7	9.7	W	4.83	19.3	W	19.3	19.9	19.9	764.5	0.00	0.0	0.000	0.020	19.2	77	15.0	19.6	15.23	1.1950	701	1	100.0	30
25/06/11	13:00	19.2	19.5	19.2	85	16.6	11.3	WSW	5.63	20.9	WSW	19.2	19.9	19.9	764.5	0.00	0.0	0.000	0.019	19.9	77	15.7	20.4	15.13	1.1911	682	1	99.7	30
25/06/11	13:30	19.9	19.9	19.3	84	17.2	9.7	WSW	4.83	22.5	S	19.9	20.7	20.7	764.5	0.00	0.0	0.000	0.034	20.3	77	16.1	20.9	15.07	1.1890	702	1	100.0	30
25/06/11	14:00	21.2	21.2	19.9	78	17.2	12.9	W	6.44	27.4	WNW	20.9	21.7	21.4	764.3	0.00	0.0	0.000	0.060	21.4	77	17.2	21.9	14.95	1.1827	701	1	100.0	30
25/06/11	14:30	21.5	21.9	21.1	76	17.1	14.5	W	7.24	30.6	SSW	20.7	21.9	21.2	764.4	0.00	0.0	0.000	0.066	22.4	76	18.0	23.2	14.70	1.1774	700	1	100.0	30
25/06/11	15:00	20.7	21.5	20.7	80	17.1	11.3	W	5.63	22.5	SW	20.7	21.5	21.5	764.6	0.00	0.0	0.000	0.050	22.2	75	17.6	22.8	14.41	1.1792	703	1	100.0	30
25/06/11	15:30	21.1	21.3	20.7	78	17.1	11.3	W	5.63	25.7	W	21.1	21.6	21.6	764.7	0.00	0.0	0.000	0.058	21.9	76	17.5	22.5	14.72	1.1806	676	1	98.8	30
25/06/11	16:00	21.3	21.4	21.1	78	17.3	11.3	W	5.63	25.7	W	21.3	21.8	21.8	764.7	0.00	0.0	0.000	0.061	21.8	76	17.4	22.4	14.72	1.1813	702	1	100.0	30
25/06/11	16:30	21.4	21.4	21.2	77	17.2	9.7	W	4.83	19.3	WNW	21.4	21.9	21.9	764.8	0.00	0.0	0.000	0.065	21.8	76	17.4	22.3	14.73	1.1817	702	1	100.0	30
25/06/11	17:00	21.4	21.6	21.4	78	17.4	8.0	W	4.02	19.3	WSW	21.4	22.0	22.0	764.7	0.00	0.0	0.000	0.065	21.8	76	17.4	22.4	14.72	1.1813	702	1	100.	

26/06/11	0:30	18.4	18.8	18.4	84	15.7	8.0	WSW	4.02	16.1	SW	18.4	18.9	18.9	766.7	0.00	0.0	0.000	0.002	18.3	78	14.4	18.6	15.75	1.2028	702	1	100.0	30
26/06/11	1:00	18.1	18.4	18.1	85	15.5	6.4	WSW	3.22	12.9	WSW	18.1	18.5	18.5	766.7	0.00	0.0	0.005	0.000	18.1	78	14.2	18.4	15.74	1.2039	702	1	100.0	30
26/06/11	1:30	17.8	18.1	17.8	86	15.5	6.4	WSW	3.22	14.5	W	17.8	18.2	18.2	766.7	0.00	0.0	0.010	0.000	17.7	78	13.8	17.9	15.73	1.2060	702	1	100.0	30
26/06/11	2:00	17.6	17.8	17.6	86	15.2	6.4	WSW	3.22	14.5	W	17.6	17.9	17.9	766.9	0.00	0.0	0.015	0.000	17.4	78	13.6	17.6	15.72	1.2077	703	1	100.0	30
26/06/11	2:30	17.2	17.6	17.2	88	15.2	4.8	W	2.41	12.9	WSW	17.2	17.6	17.6	766.9	0.00	0.0	0.023	0.000	17.1	78	13.2	17.2	15.71	1.2096	702	1	100.0	30
26/06/11	3:00	16.5	17.2	16.5	89	14.7	3.2	WSW	1.61	8.0	W	16.5	16.7	16.7	767.0	0.00	0.0	0.038	0.000	16.5	78	12.6	16.5	15.68	1.2130	680	1	99.4	30
26/06/11	3:30	15.8	16.5	15.8	91	14.3	3.2	WSW	1.61	9.7	W	15.8	16.0	16.0	767.0	0.00	0.0	0.053	0.000	15.6	78	11.7	15.4	15.65	1.2179	702	1	100.0	30
26/06/11	4:00	15.2	15.8	15.2	93	14.1	3.2	WSW	1.61	8.0	W	15.2	15.4	15.4	767.1	0.00	0.0	0.065	0.000	14.7	79	11.1	14.6	16.05	1.2223	703	1	100.0	30
26/06/11	4:30	14.7	15.2	14.7	93	13.6	3.2	W	1.61	8.0	WSW	14.7	14.9	14.9	767.2	0.00	0.0	0.075	0.000	14.1	79	10.5	13.9	16.05	1.2257	701	1	100.0	30
26/06/11	5:00	14.4	14.7	14.4	94	13.5	3.2	W	1.61	6.4	W	14.4	14.6	14.6	767.3	0.00	0.0	0.081	0.000	13.6	79	10.0	13.4	16.05	1.2285	700	1	100.0	30
26/06/11	5:30	14.8	14.8	14.4	94	13.8	3.2	WSW	1.61	6.4	W	14.8	14.9	14.9	767.3	0.00	0.0	0.074	0.000	13.4	80	10.1	13.3	16.35	1.2292	702	1	100.0	30
26/06/11	6:00	15.4	15.4	14.8	93	14.3	4.8	WSW	2.41	9.7	WSW	15.4	15.7	15.7	767.5	0.00	0.0	0.060	0.000	13.6	80	10.2	13.4	16.35	1.2285	702	1	100.0	30
26/06/11	6:30	16.3	16.3	15.4	91	14.9	4.8	W	2.41	11.3	W	16.3	16.6	16.6	767.4	0.00	0.0	0.042	0.000	14.3	80	10.9	14.2	16.35	1.2249	702	1	100.0	30
26/06/11	7:00	17.3	17.3	16.3	88	15.3	6.4	W	3.22	12.9	W	17.3	17.6	17.6	767.5	0.00	0.0	0.022	0.000	15.4	81	12.1	15.3	16.74	1.2189	702	1	100.0	30
26/06/11	7:30	18.2	18.2	17.3	85	15.6	4.8	W	2.41	11.3	W	18.2	18.6	18.6	767.4	0.00	0.0	0.003	0.000	16.8	82	13.7	16.9	17.14	1.2112	702	1	100.0	30
26/06/11	8:00	19.1	19.1	18.2	83	16.1	3.2	W	1.61	8.0	W	19.1	19.6	19.6	767.5	0.00	0.0	0.000	0.015	18.3	82	15.2	18.7	17.25	1.2029	701	1	100.0	30
26/06/11	8:30	20.1	20.1	19.1	79	16.3	3.2	WSW	1.61	8.0	WSW	20.1	20.7	20.7	767.4	0.00	0.0	0.000	0.036	20.2	81	16.8	20.9	16.69	1.1931	703	1	100.0	30
26/06/11	9:00	20.7	20.8	20.1	77	16.5	3.2	SSW	1.61	12.9	S	20.7	21.3	21.3	767.4	0.00	0.0	0.000	0.050	21.8	79	18.0	22.4	15.73	1.1849	678	1	99.1	30
26/06/11	9:30	19.4	20.9	19.3	84	16.6	9.7	SSE	4.83	27.4	S	19.4	20.1	20.1	767.5	0.00	0.0	0.000	0.022	22.5	78	18.5	23.3	15.30	1.1813	700	1	100.0	30
26/06/11	10:00	18.8	19.7	18.5	86	16.4	12.9	SE	6.44	20.9	SE	18.4	19.3	19.0	767.4	0.00	0.0	0.000	0.009	22.5	76	18.1	23.2	14.70	1.1818	703	1	100.0	30
26/06/11	10:30	19.9	20.2	18.8	81	16.5	14.5	SSE	7.24	22.5	SE	19.1	20.6	19.8	767.5	0.00	0.0	0.000	0.032	22.4	77	18.2	23.2	14.95	1.1820	702	1	100.0	30
26/06/11	11:00	19.6	19.9	19.4	82	16.4	14.5	SSE	7.24	22.5	SE	18.8	20.2	19.5	767.4	0.00	0.0	0.000	0.025	23.0	76	18.5	23.9	14.68	1.1791	675	1	98.7	30
26/06/11	11:30	19.0	19.6	18.6	84	16.2	14.5	SSE	7.24	22.5	SE	18.3	19.6	18.8	767.4	0.00	0.0	0.000	0.014	22.7	75	18.1	23.6	14.39	1.1809	702	1	100.0	30
26/06/11	12:00	18.7	19.1	18.4	86	16.3	14.5	SSE	7.24	22.5	SSE	17.9	19.2	18.5	767.3	0.00	0.0	0.000	0.007	22.5	75	17.8	23.2	14.40	1.1819	703	1	100.0	30
26/06/11	12:30	18.6	18.7	18.3	87	16.3	14.5	SE	7.24	24.1	SE	17.8	19.1	18.3	767.2	0.00	0.0	0.000	0.005	22.2	75	17.6	22.8	14.41	1.1833	702	1	100.0	30
26/06/11	13:00	17.9	18.6	17.9	88	15.9	16.1	SSE	8.05	24.1	SSE	16.7	18.4	17.1	767.3	0.00	0.0	0.008	0.000	22.1	75	17.4	22.6	14.42	1.1844	699	1	100.0	30
26/06/11	13:30	18.2	18.3	17.9	87	16.0	16.1	SSE	8.05	24.1	SE	17.0	18.7	17.4	767.2	0.00	0.0	0.002	0.000	21.8	75	17.1	22.2	14.43	1.1857	703	1	100.0	30
26/06/11	14:00	17.9	18.4	17.9	87	15.7	16.1	SSE	8.05	24.1	SE	16.7	18.3	17.1	767.0	0.00	0.0	0.008	0.000	21.8	76	17.4	22.4	14.72	1.1849	702	1	100.0	30
26/06/11	14:30	17.5	18.1	17.4	90	15.8	16.1	SSE	8.05	22.5	SSE	16.2	17.9	16.6	767.0	0.00	0.0	0.017	0.000	21.7	76	17.3	22.2	14.73	1.1857	701	1	100.0	30
26/06/11	15:00	17.2	17.6	17.2	89	15.4	16.1	SSE	8.05	22.5	SE	15.8	17.6	16.2	766.9	0.00	0.0	0.023	0.000	21.6	77	17.4	22.1	14.95	1.1858	702	1	100.0	30
26/06/11	15:30	17.1	17.3	17.1	89	15.2	14.5	SSE	7.24	24.1	SSE	16.0	17.4	16.3	766.8	0.00	0.0	0.027	0.000	21.4	77	17.2	21.9	14.95	1.1866	681	1	99.6	30
26/06/11	16:00	16.3	17.1	16.3	91	14.9	14.5	SSE	7.24	22.5	SSE	15.2	16.6	15.4	766.7	0.00	0.0	0.042	0.000	20.6	77	16.4	21.2	15.03	1.1910	702	1	100.0	30
26/06/11	16:30	16.0	16.3	16.0	92	14.7	14.5	SE	7.24	24.1	S	14.8	16.2	15.1	766.5	0.00	0.0	0.049	0.000	19.3	77	15.1	19.7	15.21	1.1976	701	1	100.0	30
26/06/11	17:00	16.2	16.2	15.9	93	15.0	14.5	SE	7.24	24.1	SE	15.0	16.4	15.3	766.3	0.00	0.0	0.045	0.000	18.4	78	14.5	18.8	15.73	1.2015	702	1	100.0	30
26/06/11	17:30	15.9	16.2	15.8	94	14.9	14.5	SE	7.24	25.7	SE	14.7	16.1	14.9	766.2	0.00	0.0	0.051	0.000	17.8	78	13.9	18.1	15.73	1.2046	702	1	100.0	30
26/06/11	18:00	15.8	16.0	15.8	95	15.0	14.5	SE	7.24	24.1	SE	14.6	16.1	14.9	766.1	0.00	0.0	0.052	0.000	17.4	78	13.5	17.5	15.72	1.2068	703	1	100.0	30
26/06/11	18:30	15.7	15.8	15.7	95	14.9	12.9	SE	6.44	20.9	SE	14.8	15.9	15.1	766.0	0.00	0.0	0.056	0.000	17.0	79	13.3	17.1	16.15	1.2084	699	1	100.0	30
26/06/11	19:00	15.7	15.7	15.6	96	15.0	11.3	SE	5.63	19.3	SE	15.2	15.9	15.5	765.9	0.00	0.0	0.056	0.000	16.8	79	13.1	16.8	16.14	1.2094	703	1	100.0	30
26/06/11	19:30	15.6	15.7	15.6	96	15.0	9.7	ESE	4.83	14.5	ESE	15.4	15.8	15.6	765.8	0.00	0.0	0.057	0.000	16.5	79	12.8	16.6	16.12	1.2107	701	1	100.0	30
26/06/11	20:00	16.2	16.2	15.6	96	15.5	9.7	ESE	4.83	12.9	SE	16.1	16.5	16.4	765.7	0.00	0.0	0.045	0.000	16.5	79	12.8	16.6	16.12	1.2106	701	1	100.0	30
26/06/11	20:30	16.4	16.5	16.2	95	15.6	11.3	SE	5.63	20.9	SE	16.2	16.8	16.6	765.7	0.00	0.0	0.039	0.000	16.4	79	12.7	16.4	16.11	1.2112	703	1	100.0	30
26/06/11	21:00	16.6	16.6	16.4	94	15.6	14.5	SE	7.24	22.5	SE	15.4	16.9	15.8	765.5	0.00	0.0	0.037	0.000	16.2	79	12.5	16.2	16.09	1.2120	701	1	100.0	30
26/06/11	21:30	16.4	16.6	16.4	94	15.5	12.9	SE	6.44	22.5	SE	15.8	16.8	16.1	765.6	0.00	0.0	0.039	0.000	15.9	79	12.2	15.8	16.07	1.2136	702	1	100.0	30
26/06/11	22:00	16.4	16.5	16.4	95	15.6	8.0	SE	4.02	14.5	SE	16.4	16.8	16.8	765.5	0.00	0.0	0.039	0.000	15.7	79	12.1	15.7	16.06	1.2145	702	1	100.0	30
26/06/11	22:30	16.4	16.6	16.4	94	15.5	6.4	SSE	3.22	11.3	SE	16.4	16.8	16.8	765.5	0.00	0.0	0.039	0.000	15.6	79	11.9	15.4	16.05	1.2153	702	1	100.0	30
26/06/11	23:00	16.3	16.5	16.3	95	15.5	6.4	SSE	3.22	11.3	SSE	16.3	16.7	16.7	765.4	0.00	0.0	0.042	0.000	15.4	79	11.8	15.3	16.05	1.2160	7			

27/06/11	6:30	18.1	18.1	17.7	90	16.4	9.7	SE	4.83	12.9	SE	18.1	18.6	18.6	762.8	0.00	0.0	0.006	0.000	16.8	80	13.4	16.9	16.49	1.2039	701	1	100.0	30
27/06/11	7:00	18.2	18.2	18.0	90	16.6	9.7	ESE	4.83	12.9	ESE	18.2	18.8	18.8	762.7	0.00	0.0	0.002	0.000	17.4	80	14.0	17.7	16.55	1.2006	702	1	100.0	30
27/06/11	7:30	18.7	18.7	18.2	88	16.6	9.7	SE	4.83	16.1	SE	18.7	19.3	19.3	762.6	0.00	0.0	0.000	0.007	18.1	80	14.6	18.4	16.63	1.1968	702	1	100.0	30
27/06/11	8:00	18.7	18.8	18.6	89	16.9	8.0	SE	4.02	12.9	SE	18.7	19.4	19.4	762.5	0.00	0.0	0.000	0.008	18.8	80	15.3	19.3	16.56	1.1927	701	1	100.0	30
27/06/11	8:30	19.1	19.1	18.7	87	16.9	8.0	SE	4.02	12.9	SE	19.1	19.8	19.8	762.3	0.00	0.0	0.000	0.016	19.7	80	16.2	20.4	16.40	1.1877	680	1	99.4	30
27/06/11	9:00	18.7	19.1	18.3	89	16.8	9.7	SE	4.83	14.5	SE	18.7	19.3	19.3	762.2	0.00	0.0	0.000	0.007	20.2	79	16.4	20.9	15.92	1.1853	702	1	100.0	30
27/06/11	9:30	18.8	19.2	18.7	87	16.6	12.9	SE	6.44	20.9	SE	18.5	19.4	19.1	761.7	0.00	0.0	0.000	0.010	20.7	79	16.9	21.4	15.82	1.1816	702	1	100.0	30
27/06/11	10:00	19.6	19.6	18.8	86	17.2	11.3	SE	5.63	17.7	SE	19.6	20.4	20.4	761.5	0.00	0.0	0.000	0.027	21.4	79	17.6	22.0	15.74	1.1776	702	1	100.0	30
27/06/11	10:30	19.9	19.9	19.4	86	17.5	12.9	SE	6.44	20.9	SE	19.6	20.8	20.4	761.5	0.00	0.0	0.000	0.034	22.1	78	18.0	22.7	15.32	1.1743	702	1	100.0	30
27/06/11	11:00	20.8	20.8	19.9	81	17.5	9.7	SSE	4.83	19.3	SE	20.8	21.6	21.6	761.2	0.00	0.0	0.000	0.052	23.3	77	19.0	24.3	14.95	1.1675	703	1	100.0	30
27/06/11	11:30	20.8	20.8	20.6	81	17.4	11.3	SE	5.63	17.7	SSE	20.8	21.6	21.6	761.1	0.00	0.0	0.000	0.051	23.9	76	19.4	25.1	14.65	1.1642	701	1	100.0	30
27/06/11	12:00	20.6	20.9	20.5	83	17.6	11.3	SE	5.63	19.3	ESE	20.6	21.5	21.5	760.9	0.00	0.0	0.000	0.047	24.2	75	19.5	25.4	14.35	1.1628	703	1	100.0	30
27/06/11	12:30	20.7	20.9	20.5	81	17.3	11.3	SE	5.63	20.9	SSE	20.7	21.5	21.5	760.7	0.00	0.0	0.000	0.050	24.3	75	19.6	25.6	14.35	1.1619	702	1	100.0	30
27/06/11	13:00	20.8	20.9	20.4	81	17.5	11.3	SE	5.63	20.9	SE	20.8	21.6	21.6	760.9	0.00	0.0	0.000	0.052	24.3	75	19.6	25.6	14.35	1.1622	702	1	100.0	30
27/06/11	13:30	21.7	21.8	20.8	80	18.1	11.3	SE	5.63	19.3	SSE	21.7	22.4	22.4	760.8	0.00	0.0	0.000	0.071	24.7	75	20.0	26.1	14.35	1.1595	702	1	100.0	30
27/06/11	14:00	21.6	22.2	21.6	79	17.8	11.3	SSE	5.63	22.5	SSE	21.6	22.3	22.3	760.5	0.00	0.0	0.000	0.068	25.4	75	20.7	26.9	14.35	1.1551	702	1	100.0	30
27/06/11	14:30	20.9	21.6	20.6	81	17.5	11.3	SE	5.63	19.3	SE	20.9	21.6	21.6	760.3	0.00	0.0	0.000	0.053	25.1	75	20.3	26.4	14.35	1.1569	702	1	100.0	30
27/06/11	15:00	20.7	20.9	20.4	83	17.7	11.3	SE	5.63	19.3	SE	20.7	21.6	21.6	760.2	0.00	0.0	0.000	0.050	24.8	76	20.3	26.3	14.65	1.1578	701	1	100.0	30
27/06/11	15:30	21.4	21.4	20.8	81	18.0	11.3	SE	5.63	19.3	SE	21.4	22.1	22.1	760.2	0.00	0.0	0.000	0.064	25.2	76	20.7	26.7	14.65	1.1555	702	1	100.0	30
27/06/11	16:00	21.7	21.7	21.1	79	17.9	11.3	SE	5.63	20.9	SSE	21.7	22.4	22.4	760.2	0.00	0.0	0.000	0.071	25.6	76	21.1	27.2	14.65	1.1534	702	1	100.0	30
27/06/11	16:30	21.6	22.3	21.6	79	17.8	11.3	SSE	5.63	19.3	SE	21.6	22.3	22.3	760.2	0.00	0.0	0.000	0.068	26.1	76	21.5	27.8	14.65	1.1508	703	1	100.0	30
27/06/11	17:00	22.2	22.5	21.6	78	18.2	12.9	SSE	6.44	19.3	SSE	21.9	22.9	22.6	760.1	0.00	0.0	0.000	0.081	25.9	76	21.4	27.6	14.65	1.1513	702	1	100.0	30
27/06/11	17:30	20.7	22.3	20.7	82	17.5	11.3	SE	5.63	19.3	SSE	20.7	21.5	21.5	759.7	0.00	0.0	0.000	0.049	25.3	75	20.6	26.8	14.35	1.1545	703	1	100.0	30
27/06/11	18:00	20.9	20.9	20.2	81	17.6	9.7	SE	4.83	14.5	SE	20.9	21.7	21.7	760.1	0.00	0.0	0.000	0.054	24.1	77	19.8	25.4	14.95	1.1615	702	1	100.0	30
27/06/11	18:30	21.0	21.6	20.9	82	17.8	9.7	SSE	4.83	14.5	SSE	21.0	21.7	21.7	760.1	0.00	0.0	0.000	0.056	23.8	77	19.5	25.0	14.95	1.1630	702	1	100.0	30
27/06/11	19:00	20.7	20.9	20.7	83	17.7	9.7	SSE	4.83	17.7	SE	20.7	21.6	21.6	760.0	0.00	0.0	0.000	0.049	22.7	77	18.5	23.6	14.95	1.1686	703	1	100.0	30
27/06/11	19:30	20.6	21.1	20.6	83	17.6	8.0	SSE	4.02	14.5	SE	20.6	21.5	21.5	760.0	0.00	0.0	0.000	0.046	22.2	77	18.0	22.9	14.95	1.1713	701	1	100.0	30
27/06/11	20:00	21.2	21.3	20.5	83	18.2	3.2	S	1.61	11.3	SE	21.2	22.0	22.0	760.0	0.00	0.0	0.000	0.060	21.8	78	17.8	22.4	15.32	1.1731	703	1	100.0	30
27/06/11	20:30	21.2	21.2	20.8	83	18.2	1.6	SSE	0.80	9.7	SE	21.2	21.9	21.9	760.0	0.00	0.0	0.000	0.059	21.5	78	17.5	22.1	15.34	1.1750	701	1	100.0	30
27/06/11	21:00	21.5	21.5	21.1	80	17.9	3.2	S	1.61	9.7	SSE	21.5	22.2	22.2	760.1	0.00	0.0	0.000	0.066	21.1	78	17.1	21.6	15.35	1.1773	703	1	100.0	30
27/06/11	21:30	20.3	22.2	20.3	84	17.5	4.8	SW	2.41	12.9	SSE	20.3	21.2	21.2	760.3	0.00	0.0	0.000	0.041	20.8	78	16.9	21.4	15.39	1.1791	702	1	100.0	30
27/06/11	22:00	18.8	20.3	18.8	88	16.7	4.8	SE	2.41	11.3	SSE	18.8	19.4	19.4	760.2	0.00	0.0	0.000	0.009	20.0	78	16.0	20.6	15.51	1.1835	701	1	100.0	30
27/06/11	22:30	18.8	18.8	18.7	89	17.0	3.2	SE	1.61	11.3	ESE	18.8	19.5	19.5	760.2	0.00	0.0	0.000	0.010	19.2	78	15.2	19.6	15.63	1.1879	701	1	100.0	30
27/06/11	23:00	18.5	18.8	18.5	89	16.7	1.6	SE	0.80	9.7	SSE	18.5	19.1	19.1	760.2	0.00	0.0	0.000	0.003	18.7	79	15.0	19.2	16.18	1.1900	701	1	100.0	30
27/06/11	23:30	18.0	18.6	18.0	90	16.3	4.8	SE	2.41	19.3	SE	18.0	18.5	18.5	760.5	0.00	0.0	0.007	0.000	18.3	79	14.6	18.6	16.25	1.1928	701	1	100.0	30
28/06/11	00:00	18.2	18.4	18.0	89	16.4	4.8	WSW	2.41	19.3	SE	18.2	18.7	18.7	760.6	0.00	0.0	0.002	0.000	17.7	79	14.0	17.9	16.21	1.1959	701	1	100.0	30
28/06/11	0:30	17.7	18.2	17.7	90	16.1	3.2	WSW	1.61	8.0	W	17.7	18.2	18.2	760.6	0.00	0.0	0.013	0.000	17.3	79	13.6	17.4	16.17	1.1983	702	1	100.0	30
28/06/11	1:00	17.2	17.9	17.2	92	15.9	1.6	SE	0.80	12.9	SE	17.2	17.6	17.6	760.6	0.00	0.0	0.023	0.000	16.8	79	13.2	16.9	16.14	1.2007	702	1	100.0	30
28/06/11	1:30	17.3	17.4	17.2	93	16.1	0.0	SW	0.00	3.2	SW	17.3	17.7	17.7	760.5	0.00	0.0	0.022	0.000	16.4	79	12.7	16.4	16.11	1.2029	702	1	100.0	30
28/06/11	2:00	16.8	17.6	16.8	93	15.6	1.6	SE	0.80	6.4	S	16.8	17.1	17.1	760.5	0.00	0.0	0.032	0.000	16.2	79	12.5	16.2	16.09	1.2040	702	1	100.0	30
28/06/11	2:30	15.9	16.8	15.9	94	15.0	1.6	SE	0.80	4.8	S	15.9	16.2	16.2	760.5	0.00	0.0	0.050	0.000	15.6	79	12.0	15.5	16.05	1.2069	701	1	100.0	30
28/06/11	3:00	17.0	17.0	15.9	96	16.4	1.6	SSW	0.80	4.8	SSW	17.0	17.4	17.4	760.4	0.00	0.0	0.028	0.000	15.4	80	12.0	15.4	16.35	1.2075	702	1	100.0	30
28/06/11	3:30	16.3	17.6	16.3	94	15.3	1.6	SSW	0.80	4.8	SSW	16.3	16.6	16.6	760.6	0.00	0.0	0.043	0.000	15.7	80	12.3	15.7	16.37	1.2064	702	1	100.0	30
28/06/11	4:00	16.4	16.4	16.1	96	15.7	3.2	WSW	1.61	6.4	WSW	16.4	16.7	16.7	760.7	0.00	0.0	0.041	0.000	15.4	80	12.0	15.4	16.35	1.2080	702	1	100.0	30
28/06/11	4:30	17.7	17.7	16.3	96	17.1	4.8	W	2.41	8.0	W	17.7	18.3	18.3	760.7	0.00	0.0	0.013	0.000	15.6	80	12.2	15.6	16.36	1.2071	701	1	100.0	30
28/06/11	5:00	19.2	19.2	17.7	94	18.2	4.8	WNW	2.41	11.3	NNW	19.2	20.0	20.0	760.9	0.00	0.0	0.000	0.017	16.6	80	13.1	16.7	16.46	1.2021	703	1		

28/06/11	12:30	20.6	21.2	20.3	82	17.4	9.7	NE	4.83	17.7	NE	20.6	21.4	21.4	760.1	0.00	0.0	0.000	0.046	24.6	74	19.6	25.8	14.03	1.1598	701	1	100.0	30
28/06/11	13:00	20.4	20.9	20.3	81	17.0	11.3	NE	5.63	20.9	E	20.4	21.2	21.2	760.4	0.00	0.0	0.000	0.043	24.3	75	19.6	25.6	14.35	1.1611	703	1	100.0	30
28/06/11	13:30	19.7	20.5	19.6	84	16.9	11.3	ENE	5.63	20.9	ENE	19.7	20.4	20.4	760.2	0.00	0.0	0.000	0.028	23.9	75	19.2	25.1	14.35	1.1629	701	1	100.0	30
28/06/11	14:00	20.2	20.2	19.6	84	17.4	9.7	NE	4.83	19.3	ENE	20.2	21.1	21.1	760.0	0.00	0.0	0.000	0.039	24.1	76	19.6	25.3	14.65	1.1617	703	1	100.0	30
28/06/11	14:30	20.1	20.6	20.1	82	16.9	8.0	NE	4.02	14.5	NNE	20.1	20.9	20.9	759.8	0.00	0.0	0.000	0.037	24.6	76	20.0	25.9	14.65	1.1587	702	1	100.0	30
28/06/11	15:00	17.8	20.1	17.8	88	15.8	6.4	ENE	3.22	12.9	NNE	17.8	18.2	18.2	760.7	0.00	0.0	0.010	0.000	22.6	74	17.7	23.3	14.14	1.1713	702	1	100.0	30
28/06/11	15:30	16.9	17.8	16.9	93	15.8	4.8	ENE	2.41	11.3	ENE	16.9	17.3	17.3	761.1	1.00	7.6	0.029	0.000	19.6	76	15.3	20.1	14.80	1.1875	699	1	100.0	30
28/06/11	16:00	17.9	17.9	16.9	94	17.0	3.2	NE	1.61	9.7	NE	17.9	18.5	18.5	760.7	0.00	0.0	0.008	0.000	19.1	78	15.1	19.5	15.65	1.1892	702	1	100.0	30
28/06/11	16:30	18.4	18.8	17.9	93	17.3	4.8	WNW	2.41	14.5	WNW	18.4	19.1	19.1	761.3	0.00	0.0	0.000	0.002	19.8	78	15.8	20.4	15.54	1.1864	703	1	100.0	30
28/06/11	17:00	16.8	18.4	16.8	93	15.6	9.7	WNW	4.83	22.5	NW	16.8	17.1	17.1	761.4	0.00	0.0	0.032	0.000	18.9	78	15.0	19.3	15.67	1.1912	702	1	100.0	30
28/06/11	17:30	16.3	16.8	16.3	94	15.3	6.4	NNE	3.22	17.7	NNW	16.3	16.6	16.6	762.5	0.80	56.2	0.043	0.000	17.6	78	13.7	17.8	15.72	1.1998	703	1	100.0	30
28/06/11	18:00	16.3	16.3	16.2	95	15.5	12.9	NE	6.44	25.7	ENE	15.7	16.7	16.0	760.4	5.40	81.8	0.042	0.000	16.8	79	13.1	16.8	16.14	1.2006	700	1	100.0	30
28/06/11	18:30	16.1	16.3	15.9	95	15.3	6.4	NNE	3.22	12.9	NE	16.1	16.3	16.3	761.0	0.00	0.0	0.047	0.000	16.4	79	12.7	16.4	16.11	1.2037	703	1	100.0	30
28/06/11	19:00	16.1	16.1	15.9	96	15.5	4.8	NW	2.41	12.9	NNW	16.1	16.4	16.4	760.8	0.00	0.0	0.046	0.000	16.2	80	12.8	16.2	16.42	1.2040	702	1	100.0	30
28/06/11	19:30	15.9	16.3	15.9	96	15.3	8.0	WNW	4.02	20.9	W	15.9	16.2	16.2	761.0	0.00	0.0	0.050	0.000	16.3	80	12.9	16.4	16.43	1.2038	682	1	99.7	30
28/06/11	20:00	15.3	15.9	15.3	96	14.7	9.7	WNW	4.83	24.1	NW	15.1	15.6	15.3	761.0	0.00	0.0	0.063	0.000	16.1	80	12.6	16.1	16.40	1.2052	702	1	100.0	30
28/06/11	20:30	14.8	15.3	14.8	96	14.1	9.7	WNW	4.83	24.1	WNW	14.4	15.0	14.6	761.0	0.00	0.0	0.074	0.000	15.6	80	12.1	15.5	16.35	1.2078	701	1	100.0	30
28/06/11	21:00	14.5	14.8	14.5	96	13.9	9.7	WNW	4.83	22.5	WNW	14.1	14.7	14.2	761.0	0.00	0.0	0.080	0.000	15.1	80	11.6	14.9	16.35	1.2105	703	1	100.0	30
28/06/11	21:30	14.3	14.5	14.3	96	13.6	11.3	WNW	5.63	20.9	NW	13.6	14.4	13.7	761.5	0.00	0.0	0.084	0.000	14.7	81	11.5	14.6	16.72	1.2128	702	1	100.0	30
28/06/11	22:00	14.2	14.3	14.2	97	13.7	9.7	WNW	4.83	22.5	WNW	13.7	14.3	13.8	761.9	0.00	0.0	0.087	0.000	14.4	81	11.2	14.3	16.71	1.2150	703	1	100.0	30
28/06/11	22:30	14.0	14.2	14.0	96	13.4	9.7	WNW	4.83	24.1	W	13.4	14.2	13.6	762.4	0.00	0.0	0.090	0.000	14.3	81	11.1	14.2	16.70	1.2166	702	1	100.0	30
28/06/11	23:00	14.0	14.1	14.0	96	13.4	6.4	WNW	3.22	17.7	NW	14.0	14.2	14.2	762.4	0.00	0.0	0.090	0.000	14.1	81	10.9	14.0	16.70	1.2174	702	1	100.0	30
28/06/11	23:30	14.1	14.1	14.0	96	13.5	6.4	WNW	3.22	14.5	W	14.1	14.3	14.3	762.6	0.00	0.0	0.088	0.000	14.1	81	10.9	14.0	16.70	1.2178	702	1	100.0	30
29/06/11	00:00	14.2	14.2	14.1	96	13.5	4.8	WNW	2.41	12.9	WNW	14.2	14.3	14.3	763.0	0.00	0.0	0.087	0.000	14.0	81	10.8	13.9	16.69	1.2191	701	1	100.0	30
29/06/11	0:30	14.1	14.2	14.1	96	13.5	4.8	WNW	2.41	12.9	NNW	14.1	14.3	14.3	763.4	0.00	0.0	0.088	0.000	14.0	81	10.8	13.9	16.69	1.2198	703	1	100.0	30
29/06/11	1:00	14.1	14.1	14.1	96	13.5	4.8	WNW	2.41	9.7	NW	14.1	14.3	14.3	763.7	0.00	0.0	0.088	0.000	14.0	81	10.8	13.9	16.69	1.2201	703	1	100.0	30
29/06/11	1:30	13.9	14.1	13.9	95	13.1	4.8	WNW	2.41	11.3	NW	13.9	14.0	14.0	763.6	0.00	0.0	0.093	0.000	13.9	81	10.7	13.8	16.69	1.2204	702	1	100.0	30
29/06/11	2:00	13.6	13.9	13.6	95	12.8	8.0	WNW	4.02	16.1	WNW	13.2	13.7	13.3	763.5	0.00	0.0	0.100	0.000	13.8	81	10.6	13.6	16.69	1.2210	702	1	100.0	30
29/06/11	2:30	13.6	13.6	13.5	95	12.8	6.4	WNW	3.22	14.5	W	13.5	13.7	13.6	763.4	0.00	0.0	0.100	0.000	13.4	81	10.2	13.3	16.67	1.2227	702	1	100.0	30
29/06/11	3:00	13.6	13.6	13.6	95	12.8	8.0	WNW	4.02	19.3	W	13.3	13.7	13.4	763.4	0.00	0.0	0.098	0.000	13.4	81	10.2	13.2	16.67	1.2229	701	1	100.0	30
29/06/11	3:30	13.4	13.6	13.4	94	12.5	11.3	W	5.63	20.9	WNW	12.6	13.6	12.7	763.5	0.00	0.0	0.102	0.000	13.3	81	10.1	13.1	16.67	1.2237	702	1	100.0	30
29/06/11	4:00	13.3	13.4	13.3	93	12.2	9.7	W	4.83	20.9	W	12.6	13.4	12.7	763.5	0.00	0.0	0.105	0.000	13.1	81	9.9	12.9	16.66	1.2246	702	1	100.0	30
29/06/11	4:30	13.4	13.5	13.3	93	12.3	11.3	W	5.63	20.9	WNW	12.6	13.6	12.7	763.7	0.00	0.0	0.102	0.000	13.1	82	10.1	12.9	16.96	1.2249	703	1	100.0	30
29/06/11	5:00	13.1	13.4	13.1	92	11.8	9.7	W	4.83	19.3	WNW	12.4	13.2	12.4	763.9	0.00	0.0	0.109	0.000	13.1	82	10.1	12.9	16.96	1.2253	700	1	100.0	30
29/06/11	5:30	12.4	13.1	12.4	89	10.7	11.3	W	5.63	22.5	WNW	11.4	12.5	11.4	764.3	0.00	0.0	0.123	0.000	12.7	81	9.5	12.6	16.65	1.2278	702	1	100.0	30
29/06/11	6:00	11.7	12.4	11.7	89	9.9	9.7	W	4.83	19.3	WSW	10.7	11.7	10.7	764.4	0.00	0.0	0.139	0.000	11.9	81	8.7	11.7	16.71	1.2325	700	1	100.0	30
29/06/11	6:30	11.4	11.7	11.2	89	9.7	9.7	W	4.83	17.7	W	10.4	11.5	10.4	764.6	0.00	0.0	0.144	0.000	11.1	82	8.1	11.0	17.14	1.2369	702	1	100.0	30
29/06/11	7:00	12.3	12.3	11.4	86	10.0	12.9	W	6.44	25.7	WNW	10.8	12.2	10.7	764.6	0.00	0.0	0.126	0.000	11.2	83	8.4	11.1	17.58	1.2363	703	1	100.0	30
29/06/11	7:30	12.7	12.7	12.2	84	10.0	12.9	W	6.44	22.5	W	11.3	12.6	11.2	764.8	0.00	0.0	0.118	0.000	11.8	84	9.2	11.7	17.96	1.2331	701	1	100.0	30
29/06/11	8:00	13.4	13.4	12.7	81	10.2	11.3	W	5.63	20.9	W	12.6	13.3	12.4	765.0	0.00	0.0	0.102	0.000	12.8	84	10.1	12.7	17.85	1.2282	703	1	100.0	30
29/06/11	8:30	14.2	14.2	13.4	79	10.6	11.3	W	5.63	20.9	WNW	13.4	14.0	13.3	765.3	0.00	0.0	0.087	0.000	13.9	84	11.3	13.9	17.85	1.2225	702	1	100.0	30
29/06/11	9:00	15.2	15.2	14.2	77	11.2	11.3	W	5.63	22.5	W	14.7	14.9	14.4	765.5	0.00	0.0	0.066	0.000	15.2	84	12.5	15.2	17.85	1.2160	703	1	100.0	30
29/06/11	9:30	16.1	16.1	15.2	74	11.5	9.7	W	4.83	17.7	WSW	16.0	15.9	15.8	765.7	0.00	0.0	0.046	0.000	16.8	83	13.9	16.9	17.49	1.2082	702	1	100.0	30
29/06/11	10:00	17.2	17.2	16.1	70	11.6	8.0	W	4.02	19.3	WNW	17.2	17.0	17.0	765.7	0.00	0.0	0.024	0.000	18.3	82	15.2	18.7	17.25	1.2001	702	1	100.0	30
29/06/11	10:30	17.8	17.8	17.2	67	11.6	8.0	WNW	4.02	17.7	WNW	17.8	17.6	17.6	765.8	0.00	0.0	0.012	0.000	19.9	80	16.3	20.6	16.37	1.1923	682	1	99.7	30
29/06/11	11:00	18.4	18.4	17.8	66	12.0	8.0	WNW	4.02	19.3	WNW	18.4	18.3	18.3	765.9	0.00	0.0	0.000	0.002	21.2	78	17.2	21.7	15.35</					

29/06/11	18:30	14.6	15.0	14.6	82	11.5	8.0	E	4.02	12.9	E	14.3	14.4	14.2	767.5	0.00	0.0	0.079	0.000	15.4	81	12.1	15.3	16.74	1.2190	701	1	100.0	30
29/06/11	19:00	15.1	15.2	14.6	76	10.9	8.0	E	4.02	12.9	ESE	15.0	14.9	14.8	767.5	0.00	0.0	0.067	0.000	15.3	81	12.0	15.2	16.74	1.2196	702	1	100.0	30
29/06/11	19:30	15.1	15.1	14.9	76	10.9	8.0	ESE	4.02	12.9	ESE	14.9	14.8	14.7	767.6	0.00	0.0	0.068	0.000	14.9	81	11.7	14.8	16.73	1.2214	702	1	100.0	30
29/06/11	20:00	15.3	15.3	15.1	71	10.0	8.0	ESE	4.02	11.3	ESE	15.2	14.9	14.9	767.6	0.00	0.0	0.064	0.000	14.7	81	11.5	14.6	16.72	1.2227	702	1	100.0	30
29/06/11	20:30	15.3	15.3	15.3	77	11.3	4.8	ESE	2.41	9.7	ESE	15.3	15.1	15.1	768.0	0.00	0.0	0.064	0.000	14.7	81	11.5	14.6	16.72	1.2233	701	1	100.0	30
29/06/11	21:00	13.4	15.3	13.4	83	10.6	4.8	NW	2.41	16.1	WNW	13.4	13.3	13.3	768.3	0.20	0.0	0.103	0.000	14.0	80	10.6	13.8	16.35	1.2278	702	1	100.0	30
29/06/11	21:30	13.9	13.9	12.9	81	10.7	6.4	ENE	3.22	12.9	NE	13.9	13.7	13.7	768.3	0.00	0.0	0.093	0.000	13.2	80	9.8	13.1	16.35	1.2319	702	1	100.0	30
29/06/11	22:00	14.7	14.8	13.9	75	10.3	11.3	E	5.63	19.3	E	14.1	14.4	13.8	768.3	0.00	0.0	0.076	0.000	13.4	81	10.2	13.2	16.67	1.2310	703	1	100.0	30
29/06/11	22:30	14.6	14.7	14.6	76	10.4	11.3	E	5.63	17.7	E	13.9	14.3	13.7	768.4	0.00	0.0	0.079	0.000	13.6	81	10.4	13.4	16.68	1.2302	702	1	100.0	30
29/06/11	23:00	14.7	14.7	14.6	75	10.3	11.3	E	5.63	14.5	E	14.1	14.4	13.8	768.3	0.00	0.0	0.076	0.000	13.6	81	10.4	13.4	16.68	1.2300	701	1	100.0	30
29/06/11	23:30	14.8	14.9	14.7	74	10.2	9.7	ESE	4.83	14.5	ESE	14.4	14.6	14.2	768.2	0.00	0.0	0.073	0.000	13.6	81	10.4	13.4	16.68	1.2299	702	1	100.0	30
30/06/11	00:00	13.5	14.9	13.5	80	10.1	4.8	SE	2.41	12.9	ESE	13.5	13.3	13.3	768.3	0.00	0.0	0.101	0.000	13.4	81	10.2	13.3	16.67	1.2307	701	1	100.0	30
30/06/11	0:30	11.8	13.5	11.8	89	10.0	3.2	SE	1.61	6.4	SE	11.8	11.8	11.8	768.4	0.00	0.0	0.137	0.000	12.6	80	9.2	12.4	16.35	1.2356	701	1	100.0	30
30/06/11	1:00	11.4	11.8	11.4	91	10.0	3.2	S	1.61	6.4	S	11.4	11.6	11.6	768.2	0.00	0.0	0.144	0.000	11.7	81	8.6	11.6	16.73	1.2396	702	1	100.0	30
30/06/11	1:30	10.9	11.4	10.9	92	9.7	1.6	S	0.80	6.4	S	10.9	11.1	11.1	768.3	0.00	0.0	0.154	0.000	10.8	81	7.7	10.8	16.79	1.2444	702	1	100.0	30
30/06/11	2:00	10.4	10.9	10.4	93	9.4	3.2	S	1.61	6.4	S	10.4	10.6	10.6	768.2	0.00	0.0	0.164	0.000	9.9	81	6.8	9.9	16.85	1.2491	702	1	100.0	30
30/06/11	2:30	10.8	10.8	10.2	95	10.1	3.2	S	1.61	14.5	WNW	10.8	11.0	11.0	768.3	0.00	0.0	0.156	0.000	9.4	81	6.3	9.4	16.85	1.2516	702	1	100.0	30
30/06/11	3:00	11.3	11.3	10.8	93	10.2	6.4	W	3.22	14.5	WSW	10.8	11.4	10.9	768.3	0.00	0.0	0.147	0.000	9.7	82	6.8	9.7	17.24	1.2500	703	1	100.0	30
30/06/11	3:30	10.9	11.3	10.9	91	9.5	4.8	W	2.41	11.3	WSW	10.8	11.0	10.9	768.2	0.00	0.0	0.155	0.000	9.8	82	6.9	9.8	17.24	1.2492	702	1	100.0	30
30/06/11	4:00	10.2	10.9	10.2	92	9.0	3.2	W	1.61	6.4	W	10.2	10.4	10.4	768.1	0.00	0.0	0.169	0.000	9.4	82	6.5	9.4	17.23	1.2511	700	1	100.0	30
30/06/11	4:30	9.9	10.2	9.9	93	8.8	4.8	W	2.41	9.7	WSW	9.7	10.1	9.9	768.2	0.00	0.0	0.176	0.000	9.1	82	6.2	9.1	17.22	1.2531	700	1	100.0	30
30/06/11	5:00	10.1	10.1	9.9	92	8.8	6.4	W	3.22	11.3	W	9.4	10.3	9.7	768.3	0.00	0.0	0.172	0.000	8.8	82	5.9	8.7	17.21	1.2550	702	1	100.0	30
30/06/11	5:30	10.2	10.2	9.9	91	8.8	6.4	W	3.22	11.3	WSW	9.6	10.3	9.7	768.4	0.00	0.0	0.170	0.000	8.7	82	5.8	8.6	17.20	1.2556	701	1	100.0	30
30/06/11	6:00	10.8	10.8	10.2	89	9.0	6.4	W	3.22	9.7	WNW	10.3	10.9	10.4	768.6	0.00	0.0	0.157	0.000	8.8	82	5.9	8.7	17.21	1.2553	702	1	100.0	30
30/06/11	6:30	11.8	11.8	10.8	86	9.5	6.4	W	3.22	12.9	W	11.4	11.7	11.3	768.7	0.00	0.0	0.137	0.000	9.3	83	6.6	9.3	17.70	1.2524	703	1	100.0	30
30/06/11	7:00	12.8	12.8	11.8	82	9.8	6.4	WNW	3.22	14.5	WNW	12.6	12.7	12.4	768.8	0.00	0.0	0.116	0.000	10.4	84	7.8	10.4	18.11	1.2470	702	1	100.0	30
30/06/11	7:30	13.6	13.6	12.8	78	9.8	6.4	WNW	3.22	14.5	WNW	13.6	13.4	13.3	768.9	0.00	0.0	0.098	0.000	11.7	84	9.1	11.7	17.96	1.2401	703	1	100.0	30
30/06/11	8:00	14.5	14.5	13.6	75	10.1	6.4	WNW	3.22	16.1	NW	14.5	14.2	14.2	768.9	0.00	0.0	0.080	0.000	13.2	84	10.6	13.2	17.85	1.2321	702	1	100.0	30
30/06/11	8:30	15.0	15.0	14.5	69	9.4	8.0	WNW	4.02	14.5	W	14.9	14.6	14.4	768.9	0.00	0.0	0.069	0.000	14.7	84	12.0	14.7	17.85	1.2242	702	1	100.0	30
30/06/11	9:00	15.8	15.8	15.0	66	9.5	8.0	WNW	4.02	14.5	W	15.8	15.4	15.4	768.9	0.00	0.0	0.052	0.000	16.2	83	13.3	16.2	17.47	1.2166	703	1	100.0	30
30/06/11	9:30	16.3	16.4	15.8	60	8.5	8.0	WNW	4.02	17.7	WNW	16.3	15.7	15.7	768.8	0.00	0.0	0.042	0.000	17.6	82	14.5	17.9	17.20	1.2089	702	1	100.0	30
30/06/11	10:00	17.1	17.1	16.3	58	8.7	8.0	W	4.02	17.7	W	17.1	16.4	16.4	768.8	0.00	0.0	0.027	0.000	18.9	80	15.4	19.4	16.55	1.2025	675	1	98.7	30
30/06/11	10:30	17.6	17.6	17.1	59	9.4	9.7	W	4.83	19.3	W	17.6	16.9	16.9	768.7	0.00	0.0	0.016	0.000	20.2	79	16.4	20.9	15.92	1.1956	702	1	100.0	30
30/06/11	11:00	17.7	18.2	17.6	57	9.0	9.7	W	4.83	20.9	WNW	17.7	17.0	17.0	768.7	0.00	0.0	0.014	0.000	21.4	77	17.2	21.9	14.95	1.1897	703	1	100.0	30
30/06/11	11:30	18.0	18.3	16.9	56	9.1	9.7	W	4.83	20.9	WSW	18.0	17.3	17.3	768.6	0.00	0.0	0.007	0.000	21.3	76	16.9	21.7	14.74	1.1904	701	1	100.0	30
30/06/11	12:00	16.9	18.3	16.7	61	9.4	8.0	W	4.02	19.3	NW	16.9	16.3	16.3	768.7	0.00	0.0	0.029	0.000	20.9	74	16.1	21.3	14.25	1.1929	702	1	100.0	30
30/06/11	12:30	19.3	19.3	17.0	54	9.8	8.0	W	4.02	17.7	W	19.3	18.8	18.8	768.4	0.00	0.0	0.000	0.021	21.3	76	16.9	21.7	14.74	1.1901	702	1	100.0	30
30/06/11	13:00	17.6	19.3	17.6	57	9.0	8.0	WNW	4.02	19.3	WNW	17.6	16.9	16.9	768.4	0.00	0.0	0.015	0.000	21.9	74	17.1	22.4	14.19	1.1870	701	1	100.0	30
30/06/11	13:30	17.7	18.5	17.2	58	9.3	8.0	W	4.02	16.1	W	17.7	17.1	17.1	768.5	0.00	0.0	0.013	0.000	20.8	76	16.4	21.3	14.76	1.1925	703	1	100.0	30
30/06/11	14:00	18.0	18.2	17.6	58	9.6	9.7	W	4.83	22.5	W	18.0	17.4	17.4	768.3	0.00	0.0	0.007	0.000	20.6	76	16.2	21.2	14.77	1.1939	702	1	100.0	30
30/06/11	14:30	17.6	18.4	17.6	57	9.0	8.0	WNW	4.02	16.1	W	17.6	16.9	16.9	768.2	0.00	0.0	0.015	0.000	20.3	76	16.0	20.9	14.78	1.1948	702	1	100.0	30
30/06/11	15:00	19.1	19.4	17.6	53	9.3	6.4	W	3.22	16.1	WNW	19.1	18.4	18.4	768.1	0.00	0.0	0.000	0.015	20.3	78	16.4	21.0	15.46	1.1942	702	1	100.0	30
30/06/11	15:30	17.0	19.0	16.9	75	12.5	14.5	ENE	7.24	27.4	ENE	15.9	16.9	15.9	768.1	0.00	0.0	0.028	0.000	20.3	77	16.1	20.9	15.07	1.1947	701	1	100.0	30
30/06/11	16:00	15.7	17.1	15.7	77	11.7	17.7	E	8.85	29.0	E	13.7	15.6	13.6	768.2	0.00	0.0	0.054	0.000	18.6	76	14.2	18.8	14.84	1.2044	700	1	100.0	30
30/06/11	16:30	15.9	16.1	15.7	76	11.7	8.0	E	4.02	17.7	E	15.9	15.8	15.8	768.8	0.00	0.0	0.050	0.000	17.2	77	13.2	17.3	15.35	1.2121	701	1	100.0	30
30/06/11	17:00	14.3	15.9	14.3	84	11.6	6.4	WNW	3.22	17.7	WNW	14.3	14.2	14.2	769.0	0.00	0.0	0.084	0.000	16.1	77	12.0	15.9	15.35	1.2187	702	1	100.0	30
30/06/11	17:30	13.5	14.3	13.4	90	1																							

01/07/11	0:30	9.8	9.9	9.8	95	9.1	4.8	W	2.41	8.0	W	9.6	10.1	9.9	769.3	0.00	0.0	0.177	0.000	9.3	81	6.2	9.3	16.85	1.2539	702	1	100.0	30
01/07/11	1:00	9.8	9.8	9.8	95	9.0	4.8	W	2.41	9.7	W	9.6	10.1	9.8	769.4	0.00	0.0	0.178	0.000	9.2	81	6.1	9.1	16.85	1.2548	701	1	100.0	30
01/07/11	1:30	9.5	9.8	9.4	96	8.9	4.8	W	2.41	9.7	W	9.2	9.8	9.5	769.3	0.00	0.0	0.184	0.000	8.9	81	5.9	8.9	16.85	1.2559	702	1	100.0	30
01/07/11	2:00	9.3	9.6	9.3	95	8.6	6.4	W	3.22	12.9	W	8.6	9.6	8.9	769.2	0.00	0.0	0.188	0.000	8.8	81	5.7	8.7	16.85	1.2566	679	1	99.3	30
01/07/11	2:30	9.3	9.4	9.2	95	8.5	6.4	W	3.22	11.3	WNW	8.6	9.6	8.8	769.2	0.00	0.0	0.189	0.000	8.4	81	5.4	8.4	16.85	1.2582	701	1	100.0	30
01/07/11	3:00	9.4	9.4	9.3	94	8.5	6.4	W	3.22	12.9	WNW	8.7	9.7	8.9	769.2	0.00	0.0	0.186	0.000	8.3	81	5.2	8.2	16.85	1.2591	700	1	100.0	30
01/07/11	3:30	9.1	9.4	9.1	94	8.2	6.4	W	3.22	12.9	WNW	8.3	9.3	8.6	769.2	0.00	0.0	0.192	0.000	8.1	81	5.0	8.0	16.85	1.2601	701	1	100.0	30
01/07/11	4:00	9.1	9.1	9.1	95	8.4	6.4	W	3.22	11.3	W	8.3	9.3	8.6	769.3	0.00	0.0	0.192	0.000	7.9	81	4.9	7.8	16.85	1.2610	703	1	100.0	30
01/07/11	4:30	9.2	9.3	9.1	95	8.5	8.0	W	4.02	12.9	W	8.1	9.5	8.4	769.3	0.00	0.0	0.190	0.000	7.9	82	5.1	7.9	17.18	1.2610	700	1	100.0	30
01/07/11	5:00	9.1	9.3	9.1	94	8.2	6.4	W	3.22	12.9	W	8.3	9.3	8.6	769.5	0.00	0.0	0.192	0.000	7.9	82	5.1	7.9	17.18	1.2613	702	1	100.0	30
01/07/11	5:30	9.3	9.3	9.1	94	8.4	6.4	W	3.22	14.5	WNW	8.6	9.6	8.8	769.5	0.00	0.0	0.188	0.000	7.9	82	5.1	7.9	17.18	1.2612	701	1	100.0	30
01/07/11	6:00	9.8	9.8	9.3	93	8.7	6.4	W	3.22	14.5	WNW	9.1	10.0	9.3	769.5	0.00	0.0	0.178	0.000	8.1	82	5.2	8.1	17.18	1.2604	702	1	100.0	30
01/07/11	6:30	10.5	10.5	9.8	92	9.3	6.4	WNW	3.22	14.5	WNW	9.9	10.7	10.1	769.5	0.00	0.0	0.163	0.000	8.6	82	5.7	8.6	17.20	1.2578	703	1	100.0	30
01/07/11	7:00	11.3	11.3	10.5	90	9.8	8.0	WNW	4.02	17.7	NW	10.6	11.4	10.7	769.6	0.00	0.0	0.146	0.000	9.5	83	6.8	9.5	17.71	1.2532	702	1	100.0	30
01/07/11	7:30	12.4	12.4	11.4	88	10.5	6.4	WNW	3.22	14.5	W	12.2	12.4	12.2	769.9	0.00	0.0	0.123	0.000	10.7	84	8.1	10.7	18.07	1.2470	703	1	100.0	30
01/07/11	8:00	13.2	13.2	12.4	86	10.9	8.0	WNW	4.02	16.1	WNW	12.8	13.2	12.8	769.9	0.00	0.0	0.106	0.000	12.1	85	9.7	12.1	18.35	1.2396	702	1	100.0	30
01/07/11	8:30	14.1	14.1	13.2	83	11.2	8.0	WNW	4.02	14.5	NW	13.8	13.9	13.7	770.1	0.00	0.0	0.089	0.000	13.6	84	11.0	13.6	17.85	1.2320	703	1	100.0	30
01/07/11	9:00	14.9	14.9	14.1	80	11.5	6.4	WNW	3.22	14.5	WNW	14.9	14.8	14.8	770.1	0.00	0.0	0.071	0.000	15.3	83	12.4	15.3	17.44	1.2233	702	1	100.0	30
01/07/11	9:30	15.9	15.9	14.9	74	11.3	6.4	WNW	3.22	12.9	WNW	15.9	15.7	15.7	770.1	0.00	0.0	0.050	0.000	16.8	82	13.7	17.0	17.14	1.2151	703	1	100.0	30
01/07/11	10:00	16.8	16.8	15.9	69	11.1	6.4	WNW	3.22	14.5	WNW	16.8	16.5	16.5	770.0	0.00	0.0	0.032	0.000	18.4	81	15.1	18.9	16.93	1.2066	702	1	100.0	30
01/07/11	10:30	16.6	17.4	16.6	66	10.2	6.4	NNW	3.22	16.1	N	16.6	16.2	16.2	769.9	0.00	0.0	0.036	0.000	19.7	79	16.0	20.3	16.00	1.2000	700	1	100.0	30
01/07/11	11:00	17.3	17.6	16.6	66	10.9	4.8	NW	2.41	12.9	N	17.3	17.1	17.1	769.8	0.00	0.0	0.021	0.000	20.1	78	16.1	20.7	15.50	1.1983	702	1	100.0	30
01/07/11	11:30	16.6	18.0	16.6	67	10.4	4.8	NNW	2.41	16.1	NNW	16.6	16.2	16.2	769.7	0.00	0.0	0.037	0.000	20.4	77	16.3	21.1	15.05	1.1963	674	1	98.5	30
01/07/11	12:00	15.7	17.2	15.7	75	11.3	9.7	ENE	4.83	16.1	ENE	15.6	15.5	15.3	769.7	0.00	0.0	0.054	0.000	19.5	76	15.2	19.9	14.81	1.2017	701	1	100.0	30
01/07/11	12:30	15.5	16.9	15.5	75	11.1	11.3	ENE	5.63	17.7	E	15.1	15.3	14.8	769.8	0.00	0.0	0.059	0.000	18.6	66	12.1	18.4	12.15	1.2096	697	1	100.0	30
01/07/11	13:00	15.4	15.7	15.4	71	10.2	9.7	E	4.83	16.1	ENE	15.1	15.1	14.8	770.0	0.00	0.0	0.061	0.000	17.6	72	12.5	17.6	13.75	1.2133	703	1	100.0	30
01/07/11	13:30	15.9	16.2	15.2	71	10.6	9.7	E	4.83	17.7	E	15.7	15.6	15.4	770.0	0.00	0.0	0.051	0.000	17.4	74	12.8	17.4	14.25	1.2136	702	1	100.0	30
01/07/11	14:00	15.9	15.9	15.4	73	11.1	9.7	E	4.83	17.7	E	15.8	15.7	15.6	769.9	0.00	0.0	0.050	0.000	17.3	75	12.8	17.2	14.53	1.2142	702	1	100.0	30
01/07/11	14:30	16.2	16.6	15.9	69	10.5	9.7	E	4.83	17.7	ESE	16.1	15.8	15.7	769.9	0.00	0.0	0.045	0.000	18.1	75	13.6	18.2	14.47	1.2097	702	1	100.0	30
01/07/11	15:00	15.5	16.2	15.5	72	10.5	9.7	E	4.83	14.5	E	15.3	15.2	15.0	769.9	0.00	0.0	0.059	0.000	17.8	75	13.3	17.9	14.49	1.2112	701	1	100.0	30
01/07/11	15:30	15.7	15.7	15.4	72	10.6	9.7	E	4.83	16.1	E	15.4	15.4	15.2	769.9	0.00	0.0	0.056	0.000	17.2	76	13.0	17.2	14.89	1.2142	675	1	98.7	30
01/07/11	16:00	15.4	15.7	15.3	73	10.6	8.0	ESE	4.02	12.9	E	15.4	15.2	15.2	769.9	0.00	0.0	0.060	0.000	17.0	76	12.7	16.9	14.90	1.2153	702	1	100.0	30
01/07/11	16:30	15.8	15.8	15.3	71	10.6	8.0	ESE	4.02	14.5	ESE	15.8	15.6	15.6	769.7	0.00	0.0	0.052	0.000	16.8	76	12.6	16.8	14.90	1.2160	702	1	100.0	30
01/07/11	17:00	15.3	16.0	15.3	72	10.3	8.0	ESE	4.02	12.9	ESE	15.3	15.0	14.9	769.6	0.00	0.0	0.063	0.000	17.4	76	13.2	17.5	14.88	1.2126	702	1	100.0	30
01/07/11	17:30	15.7	15.8	15.3	71	10.5	6.4	ESE	3.22	11.3	SE	15.7	15.4	15.4	769.4	0.00	0.0	0.054	0.000	17.4	77	13.3	17.4	15.35	1.2123	702	1	100.0	30
01/07/11	18:00	15.5	15.8	15.3	69	9.8	8.0	ESE	4.02	11.3	E	15.5	15.1	15.1	769.2	0.00	0.0	0.059	0.000	17.1	77	13.0	17.1	15.35	1.2135	702	1	100.0	30
01/07/11	18:30	14.9	15.6	14.9	75	10.5	6.4	E	3.22	12.9	E	14.9	14.7	14.7	769.2	0.00	0.0	0.071	0.000	16.8	76	12.5	16.7	14.91	1.2155	702	1	100.0	30
01/07/11	19:00	15.3	15.3	14.9	75	10.9	6.4	E	3.22	11.3	E	15.3	15.0	15.0	769.2	0.00	0.0	0.064	0.000	16.3	77	12.3	16.3	15.35	1.2176	703	1	100.0	30
01/07/11	19:30	14.9	15.3	14.9	79	11.3	6.4	ENE	3.22	9.7	E	14.9	14.8	14.8	769.2	0.00	0.0	0.071	0.000	16.2	77	12.2	16.1	15.35	1.2182	701	1	100.0	30
01/07/11	20:00	14.6	14.9	14.6	77	10.6	6.4	ENE	3.22	12.9	E	14.6	14.4	14.4	769.2	0.00	0.0	0.078	0.000	15.6	77	11.5	15.4	15.35	1.2217	673	1	98.4	30
01/07/11	20:30	14.3	14.6	14.3	77	10.4	6.4	ENE	3.22	11.3	ENE	14.3	14.1	14.1	769.1	0.00	0.0	0.083	0.000	14.6	77	10.6	14.4	15.38	1.2265	702	1	100.0	30
01/07/11	21:00	13.9	14.3	13.9	78	10.2	4.8	ENE	2.41	12.9	ENE	13.9	13.7	13.7	769.1	0.00	0.0	0.091	0.000	13.6	78	9.8	13.4	15.72	1.2315	702	1	100.0	30
01/07/11	21:30	13.7	14.0	13.7	77	9.8	4.8	ENE	2.41	9.7	ENE	13.7	13.5	13.5	769.0	0.00	0.0	0.096	0.000	12.9	78	9.1	12.7	15.75	1.2352	701	1	100.0	30
01/07/11	22:00	13.3	13.7	13.3	77	9.4	3.2	ENE	1.61	8.0	E	13.3	13.1	13.1	769.1	0.00	0.0	0.104	0.000	12.1	78	8.4	11.9	15.75	1.2394	701	1	100.0	30
01/07/11	22:30	10.8	13.3	10.8	86	8.6	0.0	E	0.00	3.2	E	10.8	10.8	10.8	768.8	0.00	0.0	0.156	0.000	10.7	77	6.9	10.6	15.45	1.2464	702	1	100.0	30
01/07/11	23:00	9.6	10.8	9.6	90	8.0	1.6	E	0.80	3.2	E	9.6	9.7	9.7	768.8	0.00	0.0	0.183	0.000	9.4	78	5.8	9.3	15.73	1.2528	702	1	100.0	30
01/07/11	23:30	9.1	9.5	9.0	93	8.0	3.2	E	1.61	4.8	E	9.1	9.2	9.2	768.8	0.00	0.0	0.19											

02/07/11	6:30	11.7	11.7	10.7	92	10.4	3.2	NW	1.61	6.4	NW	11.7	11.8	11.8	767.1	0.00	0.0	0.139	0.000	8.8	81	5.7	8.8	16.85	1.2528	702	1	100.0	30
02/07/11	7:00	13.1	13.1	11.7	89	11.3	3.2	NW	1.61	8.0	NW	13.1	13.1	13.1	767.0	0.00	0.0	0.110	0.000	10.2	82	7.3	10.2	17.23	1.2453	703	1	100.0	30
02/07/11	7:30	14.1	14.1	13.1	80	10.7	4.8	NNW	2.41	11.3	N	14.1	13.9	13.9	767.0	0.00	0.0	0.088	0.000	11.7	82	8.7	11.6	17.06	1.2373	701	1	100.0	30
02/07/11	8:00	15.3	15.3	14.1	68	9.5	3.2	NNW	1.61	11.3	N	15.3	14.9	14.9	766.8	0.00	0.0	0.063	0.000	13.2	82	10.2	13.1	16.97	1.2292	702	1	100.0	30
02/07/11	8:30	16.6	16.6	15.3	67	10.5	4.8	N	2.41	11.3	NE	16.6	16.3	16.3	766.7	0.00	0.0	0.036	0.000	15.1	82	12.0	15.0	17.03	1.2193	703	1	100.0	30
02/07/11	9:00	17.3	17.3	16.6	64	10.5	4.8	NE	2.41	12.9	NNE	17.3	16.9	16.9	766.6	0.00	0.0	0.021	0.000	16.9	80	13.5	17.1	16.50	1.2094	701	1	100.0	30
02/07/11	9:30	17.3	17.7	17.2	63	10.2	6.4	NE	3.22	11.3	NE	17.3	16.8	16.8	766.5	0.00	0.0	0.022	0.000	18.4	79	14.7	18.8	16.23	1.2015	702	1	100.0	30
02/07/11	10:00	16.7	17.4	16.7	67	10.5	8.0	ENE	4.02	16.1	ENE	16.7	16.3	16.3	766.4	0.00	0.0	0.035	0.000	19.2	77	15.0	19.6	15.23	1.1980	702	1	100.0	30
02/07/11	10:30	16.2	16.9	16.2	68	10.3	9.7	ENE	4.83	16.1	ENE	16.1	15.8	15.7	766.3	0.00	0.0	0.044	0.000	19.4	76	15.1	19.9	14.81	1.1966	703	1	100.0	30
02/07/11	11:00	16.4	17.1	16.2	72	11.3	11.3	ENE	5.63	17.7	E	16.2	16.2	15.9	766.3	0.00	0.0	0.041	0.000	19.6	76	15.3	20.1	14.80	1.1958	700	1	100.0	30
02/07/11	11:30	17.1	17.1	16.2	71	11.8	11.3	ENE	5.63	17.7	ENE	16.9	16.9	16.8	766.3	0.00	0.0	0.027	0.000	19.8	76	15.4	20.3	14.80	1.1949	702	1	100.0	30
02/07/11	12:00	16.7	17.3	16.4	67	10.6	11.3	ENE	5.63	19.3	E	16.6	16.4	16.2	766.2	0.00	0.0	0.034	0.000	20.2	75	15.6	20.7	14.45	1.1929	702	1	100.0	30
02/07/11	12:30	16.4	17.2	16.2	66	10.0	11.3	ENE	5.63	19.3	ENE	16.2	16.0	15.8	766.1	0.00	0.0	0.041	0.000	20.2	74	15.4	20.7	14.25	1.1930	700	1	100.0	30
02/07/11	13:00	17.2	17.6	16.4	63	10.1	12.9	ENE	6.44	19.3	ENE	16.7	16.7	16.2	766.0	0.00	0.0	0.024	0.000	20.0	75	15.4	20.5	14.45	1.1934	703	1	100.0	30
02/07/11	13:30	16.2	17.2	16.2	64	9.3	11.3	ENE	5.63	20.9	ENE	15.8	15.7	15.3	765.8	0.00	0.0	0.045	0.000	20.0	75	15.4	20.5	14.45	1.1932	681	1	99.6	30
02/07/11	14:00	16.3	17.2	16.1	65	9.7	12.9	ENE	6.44	20.9	ENE	15.6	15.8	15.2	765.7	0.00	0.0	0.043	0.000	19.8	75	15.2	20.2	14.45	1.1942	701	1	100.0	30
02/07/11	14:30	17.2	17.4	16.2	63	10.1	12.9	ENE	6.44	19.3	E	16.7	16.8	16.3	765.5	0.00	0.0	0.023	0.000	19.7	76	15.4	20.2	14.80	1.1939	702	1	100.0	30
02/07/11	15:00	16.9	17.2	16.7	63	9.8	11.3	ENE	5.63	20.9	ENE	16.8	16.4	16.3	765.4	0.00	0.0	0.030	0.000	20.3	76	15.9	20.8	14.78	1.1908	702	1	100.0	30
02/07/11	15:30	16.5	17.2	16.5	63	9.4	9.7	E	4.83	17.7	E	16.4	16.0	15.9	765.3	0.00	0.0	0.038	0.000	20.6	75	16.0	21.2	14.45	1.1890	702	1	100.0	30
02/07/11	16:00	16.6	16.8	16.3	65	10.0	9.7	ESE	4.83	14.5	E	16.6	16.2	16.2	765.1	0.00	0.0	0.036	0.000	20.9	76	16.6	21.4	14.76	1.1867	702	1	100.0	30
02/07/11	16:30	16.0	17.1	16.0	68	10.1	9.7	ESE	4.83	17.7	SE	15.9	15.6	15.5	765.1	0.00	0.0	0.049	0.000	21.0	75	16.4	21.4	14.45	1.1867	702	1	100.0	30
02/07/11	17:00	16.2	16.6	16.1	67	10.1	9.7	ESE	4.83	17.7	SE	16.1	15.8	15.7	765.0	0.00	0.0	0.044	0.000	20.4	76	16.1	21.1	14.77	1.1892	701	1	100.0	30
02/07/11	17:30	16.3	16.7	16.3	65	9.7	11.3	ESE	5.63	17.7	SE	16.1	15.9	15.6	764.9	0.00	0.0	0.042	0.000	20.8	76	16.4	21.3	14.76	1.1869	701	1	100.0	30
02/07/11	18:00	15.9	16.4	15.9	65	9.4	9.7	ESE	4.83	14.5	SE	15.8	15.5	15.3	764.8	0.00	0.0	0.050	0.000	20.4	75	15.9	21.0	14.45	1.1891	701	1	100.0	30
02/07/11	18:30	15.5	16.1	15.5	66	9.2	9.7	E	4.83	17.7	ESE	15.3	15.1	14.8	764.7	0.00	0.0	0.059	0.000	19.7	75	15.2	20.2	14.45	1.1929	702	1	100.0	30
02/07/11	19:00	15.7	15.7	15.3	65	9.2	9.7	E	4.83	14.5	ESE	15.6	15.2	15.1	764.7	0.00	0.0	0.054	0.000	18.6	76	14.2	18.8	14.84	1.1988	701	1	100.0	30
02/07/11	19:30	15.4	15.7	15.4	68	9.6	8.0	E	4.02	12.9	E	15.4	15.1	15.1	764.7	0.00	0.0	0.060	0.000	18.2	76	13.9	18.3	14.86	1.2009	702	1	100.0	30
02/07/11	20:00	15.1	15.4	15.1	68	9.2	6.4	E	3.22	12.9	ESE	15.1	14.6	14.6	764.8	0.00	0.0	0.068	0.000	17.3	76	13.0	17.3	14.89	1.2058	703	1	100.0	30
02/07/11	20:30	14.8	15.1	14.8	69	9.1	6.4	ESE	3.22	11.3	ESE	14.8	14.3	14.3	764.8	0.00	0.0	0.074	0.000	15.6	76	11.4	15.4	14.95	1.2145	701	1	100.0	30
02/07/11	21:00	14.5	14.8	14.5	71	9.3	6.4	ESE	3.22	11.3	ESE	14.5	14.1	14.1	764.8	0.00	0.0	0.080	0.000	14.2	77	10.2	13.9	15.40	1.2220	703	1	100.0	30
02/07/11	21:30	14.2	14.5	14.2	71	9.0	4.8	ESE	2.41	9.7	ESE	14.2	13.8	13.8	764.9	0.00	0.0	0.086	0.000	13.2	77	9.3	12.9	15.43	1.2270	701	1	100.0	30
02/07/11	22:00	11.9	14.2	11.9	80	8.6	1.6	SE	0.80	8.0	SE	11.9	11.8	11.8	764.9	0.00	0.0	0.133	0.000	11.9	77	8.0	11.7	15.45	1.2336	703	1	100.0	30
02/07/11	22:30	10.3	11.9	10.3	87	8.2	1.6	SE	0.80	6.4	SE	10.3	10.3	10.3	764.9	0.00	0.0	0.168	0.000	10.4	77	6.5	10.3	15.45	1.2417	701	1	100.0	30
02/07/11	23:00	9.7	10.3	9.7	90	8.1	1.6	SE	0.80	6.4	SE	9.7	9.8	9.8	764.8	0.00	0.0	0.181	0.000	9.4	78	5.8	9.3	15.73	1.2463	701	1	100.0	30
02/07/11	23:30	8.9	9.7	8.9	91	7.6	3.2	SE	1.61	6.4	SE	8.9	9.1	9.1	764.7	0.00	0.0	0.196	0.000	8.7	78	5.0	8.6	15.70	1.2501	702	1	100.0	30
03/07/11	00:00	8.7	8.9	8.7	92	7.5	3.2	SE	1.61	6.4	SE	8.7	8.9	8.9	764.7	0.00	0.0	0.200	0.000	8.2	78	4.6	8.0	15.68	1.2527	702	1	100.0	30
03/07/11	0:30	8.2	8.7	8.1	93	7.1	3.2	S	1.61	6.4	SSE	8.2	8.3	8.3	764.7	0.00	0.0	0.212	0.000	7.8	79	4.4	7.7	16.05	1.2545	702	1	100.0	30
03/07/11	1:00	8.3	8.6	8.2	93	7.3	3.2	S	1.61	4.8	S	8.3	8.5	8.5	764.5	0.00	0.0	0.208	0.000	7.4	79	4.0	7.3	16.05	1.2562	702	1	100.0	30
03/07/11	1:30	8.1	8.3	8.1	94	7.2	3.2	S	1.61	4.8	S	8.1	8.3	8.3	764.6	0.00	0.0	0.213	0.000	7.1	79	3.7	7.0	16.06	1.2578	702	1	100.0	30
03/07/11	2:00	7.7	8.2	7.7	94	6.8	3.2	S	1.61	4.8	S	7.7	7.9	7.9	764.5	0.00	0.0	0.221	0.000	6.9	79	3.5	6.8	16.07	1.2588	702	1	100.0	30
03/07/11	2:30	7.7	7.8	7.6	94	6.8	3.2	S	1.61	6.4	S	7.7	7.8	7.8	764.3	0.00	0.0	0.222	0.000	6.7	79	3.3	6.6	16.09	1.2597	703	1	100.0	30
03/07/11	3:00	7.8	7.8	7.5	95	7.0	3.2	S	1.61	4.8	S	7.8	7.9	7.9	764.1	0.00	0.0	0.220	0.000	6.6	79	3.2	6.4	16.10	1.2598	701	1	100.0	30
03/07/11	3:30	7.3	7.8	7.3	94	6.4	3.2	S	1.61	4.8	S	7.3	7.4	7.4	764.0	0.00	0.0	0.230	0.000	6.5	79	3.1	6.3	16.10	1.2599	680	1	99.4	30
03/07/11	4:00	6.9	7.3	6.9	94	6.0	3.2	S	1.61	4.8	S	6.9	7.1	7.1	763.9	0.00	0.0	0.237	0.000	6.2	79	2.8	6.1	16.12	1.2612	702	1	100.0	30
03/07/11	4:30	7.2	7.2	6.9	95	6.5	1.6	S	0.80	3.2	S	7.2	7.3	7.3	763.7	0.00	0.0	0.231	0.000	6.1	79	2.7	5.9	16.13	1.2616	703	1	100.0	30
03/07/11	5:00	7.0	7.3	7.0	95	6.3	3.2	S	1.61	4.8	S	7.0	7.1	7.1	763.7	0.00	0.0	0.236	0.000	6.0	79	2.6	5.8	16.14	1.2620	701	1	100.0	30
03/07/11	5:30	7.4	7.4	7.0	95	6.6	1.6	S	0.80	3.2	S	7.4	7.5	7.5	763.7	0.00	0.0	0.228	0.000	6.0	79								

03/07/11	12:30	18.1	18.4	18.0	73	13.1	12.9	ESE	6.44	17.7	ESE	17.7	18.1	17.7	764.0	0.00	0.0	0.006	0.000	21.5	73	16.5	21.8	13.92	1.1827	703	1	100.0	30
03/07/11	13:00	17.8	18.2	17.8	74	13.1	12.9	ESE	6.44	17.7	ESE	17.4	17.9	17.4	764.0	0.00	0.0	0.010	0.000	21.5	73	16.5	21.8	13.92	1.1827	680	1	99.4	30
03/07/11	13:30	18.2	18.3	17.9	72	13.1	12.9	ESE	6.44	19.3	ESE	17.9	18.3	17.9	764.1	0.00	0.0	0.002	0.000	21.4	73	16.3	21.7	13.93	1.1835	701	1	100.0	30
03/07/11	14:00	18.1	18.2	18.0	74	13.3	12.9	ESE	6.44	19.3	ESE	17.7	18.1	17.7	764.1	0.00	0.0	0.006	0.000	21.5	74	16.7	21.9	14.22	1.1826	703	1	100.0	30
03/07/11	14:30	18.2	18.3	17.9	75	13.7	12.9	ESE	6.44	19.3	ESE	17.8	18.3	17.9	764.1	0.00	0.0	0.003	0.000	21.6	74	16.7	21.9	14.22	1.1823	702	1	100.0	30
03/07/11	15:00	18.1	18.3	17.9	76	13.8	12.9	ESE	6.44	17.7	ESE	17.7	18.2	17.8	764.0	0.00	0.0	0.006	0.000	21.8	74	16.9	22.2	14.20	1.1810	683	1	99.9	30
03/07/11	15:30	18.4	18.4	17.9	73	13.5	12.9	ESE	6.44	19.3	SE	18.1	18.6	18.2	764.1	0.00	0.0	0.000	0.002	21.8	74	17.0	22.3	14.20	1.1808	701	1	100.0	30
03/07/11	16:00	18.1	18.4	17.8	76	13.8	12.9	ESE	6.44	19.3	ESE	17.7	18.2	17.8	764.0	0.00	0.0	0.006	0.000	21.8	74	17.0	22.3	14.20	1.1808	703	1	100.0	30
03/07/11	16:30	18.0	18.1	17.9	75	13.5	12.9	ESE	6.44	17.7	SE	17.6	18.1	17.7	764.0	0.00	0.0	0.007	0.000	21.9	75	17.3	22.4	14.42	1.1798	702	1	100.0	30
03/07/11	17:00	17.8	18.0	17.7	72	12.7	11.3	SE	5.63	17.7	SE	17.8	17.7	17.7	763.9	0.00	0.0	0.012	0.000	21.9	75	17.3	22.4	14.42	1.1797	701	1	100.0	30
03/07/11	17:30	17.6	17.9	17.6	74	12.9	11.3	SE	5.63	17.7	SE	17.6	17.6	17.6	763.9	0.00	0.0	0.015	0.000	21.8	75	17.1	22.2	14.43	1.1805	702	1	100.0	30
03/07/11	18:00	17.5	17.7	17.5	70	12.0	9.7	SE	4.83	14.5	ESE	17.5	17.4	17.4	763.9	0.00	0.0	0.017	0.000	21.5	75	16.9	21.9	14.44	1.1820	702	1	100.0	30
03/07/11	18:30	17.2	17.6	17.2	74	12.5	9.7	SE	4.83	14.5	SE	17.2	17.2	17.2	763.9	0.00	0.0	0.023	0.000	21.0	75	16.4	21.4	14.45	1.1847	703	1	100.0	30
03/07/11	19:00	17.1	17.3	17.1	73	12.2	8.0	SE	4.02	14.5	SE	17.1	17.0	17.0	763.8	0.00	0.0	0.025	0.000	20.4	75	15.9	21.0	14.45	1.1876	702	1	100.0	30
03/07/11	19:30	16.8	17.2	16.8	76	12.5	8.0	SE	4.02	11.3	SE	16.8	16.7	16.7	763.9	0.00	0.0	0.032	0.000	19.8	75	15.2	20.2	14.45	1.1913	702	1	100.0	30
03/07/11	20:00	16.6	16.8	16.6	76	12.3	6.4	SE	3.22	9.7	ESE	16.6	16.5	16.5	763.9	0.00	0.0	0.037	0.000	18.8	76	14.5	19.2	14.83	1.1961	701	1	100.0	30
03/07/11	20:30	16.3	16.6	16.3	75	11.8	4.8	SE	2.41	8.0	SSE	16.3	16.1	16.1	764.1	0.00	0.0	0.043	0.000	17.1	75	12.6	17.1	14.54	1.2058	703	1	100.0	30
03/07/11	21:00	15.9	16.3	15.9	78	12.1	4.8	ESE	2.41	9.7	E	15.9	15.8	15.8	764.2	0.00	0.0	0.051	0.000	15.6	76	11.4	15.4	14.95	1.2136	701	1	100.0	30
03/07/11	21:30	15.7	15.9	15.7	79	12.0	4.8	ESE	2.41	9.7	ESE	15.7	15.6	15.6	764.3	0.00	0.0	0.056	0.000	14.7	77	10.7	14.5	15.38	1.2181	702	1	100.0	30
03/07/11	22:00	15.6	15.8	15.6	81	12.4	6.4	ESE	3.22	11.3	ESE	15.6	15.6	15.6	764.5	0.00	0.0	0.057	0.000	14.3	77	10.3	14.1	15.40	1.2208	703	1	100.0	30
03/07/11	22:30	15.4	15.6	15.4	83	12.5	6.4	ESE	3.22	11.3	ESE	15.4	15.4	15.4	764.3	0.00	0.0	0.061	0.000	13.9	77	10.0	13.7	15.41	1.2223	701	1	100.0	30
03/07/11	23:00	15.4	15.5	15.4	78	11.6	8.0	ESE	4.02	11.3	ESE	15.3	15.3	15.2	764.3	0.00	0.0	0.061	0.000	13.8	77	9.9	13.6	15.41	1.2228	702	1	100.0	30
03/07/11	23:30	15.3	15.4	15.3	78	11.5	8.0	ESE	4.02	11.3	ESE	15.3	15.2	15.1	764.2	0.00	0.0	0.063	0.000	13.8	77	9.8	13.6	15.41	1.2230	702	1	100.0	30
04/07/11	00:00	15.1	15.4	15.1	79	11.5	6.4	ESE	3.22	9.7	ESE	15.1	15.0	15.0	764.3	0.00	0.0	0.067	0.000	13.4	77	9.5	13.2	15.43	1.2248	702	1	100.0	30
04/07/11	0:30	14.4	15.2	13.8	77	10.5	3.2	SE	1.61	11.3	ESE	14.4	14.2	14.2	764.3	0.00	0.0	0.081	0.000	12.6	77	8.7	12.4	15.45	1.2292	702	1	100.0	30
04/07/11	1:00	13.3	15.1	13.3	80	10.0	3.2	SE	1.61	11.3	SE	13.3	13.2	13.2	764.4	0.00	0.0	0.104	0.000	12.2	77	8.3	12.0	15.45	1.2313	701	1	100.0	30
04/07/11	1:30	11.5	13.3	11.5	87	9.4	1.6	SSE	0.80	6.4	SE	11.5	11.5	11.5	764.5	0.00	0.0	0.142	0.000	11.0	77	7.1	10.8	15.45	1.2379	701	1	100.0	30
04/07/11	2:00	10.1	11.4	10.1	91	8.7	3.2	SSE	1.61	6.4	SSE	10.1	10.2	10.2	764.3	0.00	0.0	0.172	0.000	9.9	77	6.0	9.8	15.45	1.2433	703	1	100.0	30
04/07/11	2:30	9.6	10.1	9.6	93	8.5	3.2	SSE	1.61	6.4	SSE	9.6	9.8	9.8	764.3	0.00	0.0	0.182	0.000	9.2	78	5.5	9.1	15.72	1.2468	701	1	100.0	30
04/07/11	3:00	9.1	9.6	9.1	94	8.2	3.2	SSE	1.61	6.4	SSE	9.1	9.3	9.3	764.1	0.00	0.0	0.192	0.000	8.7	78	5.0	8.6	15.70	1.2492	702	1	100.0	30
04/07/11	3:30	8.9	9.3	8.9	94	8.0	3.2	SSE	1.61	6.4	SSE	8.9	9.2	9.2	764.0	0.00	0.0	0.196	0.000	8.3	78	4.7	8.2	15.69	1.2510	702	1	100.0	30
04/07/11	4:00	8.8	8.9	8.7	94	7.9	3.2	SSW	1.61	6.4	SSE	8.8	8.9	8.9	763.8	0.00	0.0	0.199	0.000	7.9	78	4.3	7.8	15.68	1.2524	702	1	100.0	30
04/07/11	4:30	8.3	8.8	8.3	94	7.4	3.2	SW	1.61	4.8	SSW	8.3	8.5	8.5	764.0	0.00	0.0	0.208	0.000	7.7	79	4.3	7.6	16.05	1.2539	701	1	100.0	30
04/07/11	5:00	8.2	8.5	8.1	95	7.4	3.2	SW	1.61	4.8	SW	8.2	8.3	8.3	764.0	0.00	0.0	0.212	0.000	7.4	79	4.0	7.3	16.05	1.2551	700	1	100.0	30
04/07/11	5:30	8.8	8.8	8.2	95	8.0	3.2	SW	1.61	4.8	SW	8.8	9.0	9.0	764.0	0.00	0.0	0.199	0.000	7.4	79	4.0	7.3	16.05	1.2554	703	1	100.0	30
04/07/11	6:00	10.4	10.4	8.8	95	9.6	1.6	SW	0.80	3.2	SW	10.4	10.6	10.6	764.0	0.00	0.0	0.166	0.000	7.8	79	4.4	7.7	16.05	1.2534	702	1	100.0	30
04/07/11	6:30	12.2	12.2	10.4	95	11.4	1.6	SW	0.80	3.2	SW	12.2	12.3	12.3	764.2	0.00	0.0	0.128	0.000	9.0	80	5.7	8.9	16.39	1.2472	702	1	100.0	30
04/07/11	7:00	15.9	15.9	12.2	80	12.4	3.2	ESE	1.61	9.7	ESE	15.9	15.9	15.9	764.2	0.00	0.0	0.051	0.000	11.3	82	8.4	11.2	17.11	1.2348	701	1	100.0	30
04/07/11	7:30	17.0	17.0	15.9	72	11.9	4.8	ESE	2.41	9.7	ESE	17.0	16.8	16.8	764.4	0.00	0.0	0.028	0.000	13.8	81	10.6	13.7	16.69	1.2222	701	1	100.0	30
04/07/11	8:00	17.2	17.3	17.0	72	12.1	6.4	ESE	3.22	11.3	ESE	17.2	17.1	17.1	764.4	0.00	0.0	0.023	0.000	15.8	80	12.3	15.7	16.37	1.2122	702	1	100.0	30
04/07/11	8:30	17.6	17.6	17.2	70	12.0	8.0	ESE	4.02	11.3	ESE	17.6	17.4	17.4	764.5	0.00	0.0	0.016	0.000	17.3	79	13.6	17.4	16.17	1.2045	701	1	100.0	30
04/07/11	9:00	17.4	17.5	17.3	73	12.5	8.0	E	4.02	11.3	E	17.4	17.3	17.3	764.4	0.00	0.0	0.020	0.000	18.3	78	14.4	18.6	15.75	1.1990	703	1	100.0	30
04/07/11	9:30	17.7	17.8	17.2	74	13.0	8.0	E	4.02	12.9	ESE	17.7	17.7	17.7	764.4	0.00	0.0	0.014	0.000	19.2	77	15.0	19.6	15.23	1.1948	702	1	100.0	30
04/07/11	10:00	17.6	17.7	17.3	74	12.9	9.7	ESE	4.83	17.7	SE	17.6	17.6	17.6	764.4	0.00	0.0	0.016	0.000	19.8	76	15.4	20.3	14.80	1.1919	701	1	100.0	30
04/07/11	10:30	17.7	17.8	17.5	72	12.6	11.3	ESE	5.63	17.7	SE	17.7	17.6	17.6	764.5	0.00	0.0	0.014	0.000	20.4	75	15.9	21.0	14.45	1.1886	702	1	100.0	30
04/07/11	11:00	18.0	18.0	17.7	72	12.9	11.3	ESE	5.63	17.7	ESE	18.0	18.0	18.0	764.4	0.00	0.0	0.007	0.000	21.0	74	16.2	21.3	14.25	1.1858	703	1	100.0	30
04/07/11	11:30	18.1	18.2	17.7	71	12.8	12.9	SE	6.44																				

04/07/11	18:30	16.9	17.2	16.8	74	12.2	9.7	SE	4.83	17.7	SE	16.9	16.8	16.8	763.4	0.00	0.0	0.030	0.000	20.8	75	16.2	21.3	14.45	1.1849	700	1	100.0	30
04/07/11	19:00	16.6	16.9	16.6	73	11.7	9.7	SE	4.83	14.5	SE	16.6	16.4	16.4	763.4	0.00	0.0	0.036	0.000	20.0	75	15.4	20.5	14.45	1.1893	701	1	100.0	30
04/07/11	19:30	16.3	16.6	16.2	76	12.0	9.7	SE	4.83	14.5	SE	16.2	16.2	16.1	763.5	0.00	0.0	0.043	0.000	18.6	75	14.0	18.8	14.45	1.1971	703	1	100.0	30
04/07/11	20:00	16.2	16.3	16.2	77	12.1	8.0	SSE	4.02	12.9	SSE	16.2	16.1	16.1	763.4	0.00	0.0	0.045	0.000	17.9	76	13.6	18.0	14.87	1.2004	701	1	100.0	30
04/07/11	20:30	15.7	16.2	15.7	79	12.0	6.4	SSE	3.22	11.3	SSE	15.7	15.6	15.6	763.5	0.00	0.0	0.056	0.000	16.5	75	12.1	16.4	14.58	1.2081	701	1	100.0	30
04/07/11	21:00	15.2	15.7	15.2	80	11.8	4.8	S	2.41	9.7	S	15.2	15.1	15.1	763.7	0.00	0.0	0.065	0.000	14.9	76	10.7	14.7	14.99	1.2162	702	1	100.0	30
04/07/11	21:30	13.6	15.2	13.6	86	11.3	0.0	S	0.00	4.8	S	13.6	13.5	13.5	763.8	0.00	0.0	0.100	0.000	13.7	76	9.5	13.4	15.09	1.2230	702	1	100.0	30
04/07/11	22:00	12.5	13.6	12.5	90	10.9	0.0	---	0.00	0.0	---	12.5	12.6	12.6	763.7	0.00	0.0	0.122	0.000	12.4	76	8.3	12.1	15.14	1.2296	700	1	100.0	30
04/07/11	22:30	12.5	12.6	12.0	92	11.2	0.0	---	0.00	0.0	---	12.5	12.6	12.6	763.8	0.00	0.0	0.122	0.000	11.4	77	7.5	11.2	15.45	1.2346	700	1	100.0	30
04/07/11	23:00	12.6	12.7	12.5	89	10.8	0.0	SSE	0.00	6.4	SSE	12.6	12.7	12.7	763.5	0.00	0.0	0.119	0.000	10.8	77	7.0	10.7	15.45	1.2372	700	1	100.0	30
04/07/11	23:30	11.6	12.7	11.6	90	10.0	0.0	SSE	0.00	3.2	SSE	11.6	11.7	11.7	763.5	0.00	0.0	0.140	0.000	10.2	77	6.3	10.1	15.45	1.2406	702	1	100.0	30
05/07/11	00:00	11.2	11.6	11.2	92	10.0	1.6	SSE	0.80	3.2	SSE	11.2	11.3	11.3	763.5	0.00	0.0	0.148	0.000	9.8	78	6.2	9.8	15.74	1.2421	703	1	100.0	30
05/07/11	0:30	14.6	14.6	11.2	85	12.1	4.8	ESE	2.41	11.3	ESE	14.6	14.5	14.5	763.2	0.00	0.0	0.079	0.000	9.9	79	6.4	9.8	16.05	1.2412	702	1	100.0	30
05/07/11	1:00	15.1	15.1	14.6	82	12.0	8.0	E	4.02	11.3	ESE	14.9	15.0	14.9	763.0	0.00	0.0	0.068	0.000	11.5	79	8.0	11.3	16.05	1.2326	700	1	100.0	30
05/07/11	1:30	15.1	15.2	15.1	84	12.4	9.7	E	4.83	12.9	ESE	14.7	15.1	14.7	763.1	0.00	0.0	0.068	0.000	12.4	78	8.7	12.2	15.75	1.2282	700	1	100.0	30
05/07/11	2:00	15.0	15.2	15.0	84	12.3	11.3	ESE	5.63	14.5	ESE	14.4	15.0	14.4	762.9	0.00	0.0	0.069	0.000	12.9	78	9.1	12.7	15.75	1.2253	702	1	100.0	30
05/07/11	2:30	15.0	15.1	15.0	85	12.5	11.3	ESE	5.63	17.7	E	14.4	15.0	14.4	762.8	0.00	0.0	0.069	0.000	13.2	78	9.5	13.0	15.73	1.2234	701	1	100.0	30
05/07/11	3:00	15.1	15.2	15.0	86	12.8	14.5	ESE	7.24	20.9	ESE	13.7	15.2	13.8	762.6	0.00	0.0	0.067	0.000	13.4	78	9.7	13.2	15.73	1.2219	702	1	100.0	30
05/07/11	3:30	14.9	15.2	14.9	88	13.0	14.5	ESE	7.24	20.9	E	13.6	15.0	13.6	762.7	0.00	0.0	0.071	0.000	13.6	78	9.8	13.4	15.72	1.2212	702	1	100.0	30
05/07/11	4:00	15.0	15.0	14.9	89	13.2	14.5	ESE	7.24	19.3	E	13.6	15.1	13.7	762.5	0.00	0.0	0.069	0.000	13.7	78	9.9	13.4	15.72	1.2206	702	1	100.0	30
05/07/11	4:30	15.1	15.1	14.9	90	13.4	12.9	ESE	6.44	19.3	SE	14.1	15.2	14.2	762.4	0.00	0.0	0.068	0.000	13.7	78	9.9	13.4	15.72	1.2204	679	1	99.3	30
05/07/11	5:00	15.2	15.2	15.1	91	13.7	14.5	ESE	7.24	20.9	ESE	13.8	15.3	14.0	762.3	0.00	0.0	0.066	0.000	13.8	78	10.1	13.6	15.71	1.2194	703	1	100.0	30
05/07/11	5:30	15.4	15.4	15.2	91	13.9	17.7	ESE	8.85	22.5	ESE	13.3	15.6	13.5	762.1	0.00	0.0	0.061	0.000	14.2	78	10.4	14.0	15.70	1.2174	700	1	100.0	30
05/07/11	6:00	15.7	15.7	15.4	91	14.3	19.3	ESE	9.66	24.1	ESE	13.4	15.9	13.6	762.1	0.00	0.0	0.054	0.000	14.4	78	10.7	14.3	15.69	1.2158	702	1	100.0	30
05/07/11	6:30	16.0	16.1	15.7	91	14.5	17.7	ESE	8.85	24.1	ESE	14.1	16.2	14.3	762.0	0.00	0.0	0.049	0.000	14.9	78	11.1	14.7	15.67	1.2134	702	1	100.0	30
05/07/11	7:00	16.8	16.8	16.0	89	15.0	17.7	ESE	8.85	24.1	ESE	14.9	17.1	15.2	762.1	0.00	0.0	0.032	0.000	15.6	79	12.0	15.5	16.05	1.2095	701	1	100.0	30
05/07/11	7:30	17.0	17.1	16.7	87	14.8	17.7	ESE	8.85	24.1	SE	15.2	17.3	15.4	761.8	0.00	0.0	0.028	0.000	16.5	79	12.8	16.6	16.12	1.2044	702	1	100.0	30
05/07/11	8:00	17.3	17.3	17.0	87	15.1	16.1	SE	8.05	22.5	SE	15.9	17.6	16.2	761.8	0.00	0.0	0.022	0.000	17.3	79	13.6	17.4	16.17	1.2002	702	1	100.0	30
05/07/11	8:30	17.5	17.6	17.3	84	14.8	16.1	SE	8.05	22.5	ESE	16.2	17.8	16.4	761.5	0.00	0.0	0.017	0.000	18.0	78	14.1	18.2	15.74	1.1962	703	1	100.0	30
05/07/11	9:00	17.7	17.8	17.5	84	14.9	16.1	ESE	8.05	22.5	SE	16.3	18.0	16.7	761.3	0.00	0.0	0.014	0.000	18.6	78	14.7	18.9	15.71	1.1926	701	1	100.0	30
05/07/11	9:30	18.1	18.1	17.7	83	15.2	16.1	ESE	8.05	22.5	SE	16.8	18.5	17.2	761.2	0.00	0.0	0.005	0.000	19.3	78	15.4	19.8	15.61	1.1886	702	1	100.0	30
05/07/11	10:00	17.8	18.1	17.7	83	14.9	16.1	ESE	8.05	22.5	ESE	16.4	18.1	16.8	761.0	0.00	0.0	0.012	0.000	20.0	77	15.8	20.6	15.11	1.1849	661	1	96.6	30
05/07/11	10:30	18.1	18.1	17.7	84	15.3	17.7	ESE	8.85	24.1	ESE	16.4	18.4	16.8	760.9	0.00	0.0	0.006	0.000	20.3	76	16.0	20.9	14.78	1.1832	702	1	100.0	30
05/07/11	11:00	17.8	18.2	17.8	84	15.0	17.7	ESE	8.85	24.1	ESE	16.1	18.1	16.4	760.7	0.00	0.0	0.012	0.000	20.8	75	16.2	21.3	14.45	1.1805	702	1	100.0	30
05/07/11	11:30	18.1	18.2	17.7	84	15.3	17.7	ESE	8.85	24.1	ESE	16.4	18.4	16.8	760.5	0.00	0.0	0.006	0.000	20.8	75	16.2	21.3	14.45	1.1803	702	1	100.0	30
05/07/11	12:00	18.2	18.3	17.8	83	15.2	19.3	ESE	9.66	25.7	ESE	16.2	18.6	16.6	760.3	0.00	0.0	0.003	0.000	20.9	74	16.1	21.3	14.25	1.1797	703	1	100.0	30
05/07/11	12:30	18.3	18.4	18.2	84	15.6	20.9	ESE	10.46	29.0	ESE	16.1	18.8	16.6	760.0	0.00	0.0	0.000	0.000	21.0	74	16.2	21.3	14.25	1.1789	702	1	100.0	30
05/07/11	13:00	18.3	18.4	18.0	83	15.3	20.9	ESE	10.46	25.7	ESE	16.1	18.7	16.4	759.7	0.00	0.0	0.001	0.000	21.0	74	16.2	21.3	14.25	1.1785	701	1	100.0	30
05/07/11	13:30	18.1	18.6	18.1	84	15.3	20.9	ESE	10.46	30.6	ESE	15.8	18.4	16.2	759.7	0.00	0.0	0.006	0.000	21.0	75	16.4	21.4	14.45	1.1781	702	1	100.0	30
05/07/11	14:00	18.1	18.4	17.9	85	15.5	22.5	ESE	11.27	30.6	ESE	15.6	18.4	15.9	759.3	0.00	0.0	0.006	0.000	20.9	75	16.3	21.3	14.45	1.1777	702	1	100.0	30
05/07/11	14:30	18.1	18.2	18.1	85	15.5	24.1	ESE	12.07	32.2	ESE	15.4	18.4	15.8	759.0	0.00	0.0	0.006	0.000	20.7	75	16.1	21.2	14.45	1.1785	701	1	100.0	30
05/07/11	15:00	18.3	18.3	17.7	85	15.8	22.5	ESE	11.27	30.6	ESE	15.9	18.8	16.3	759.0	0.00	0.0	0.000	0.000	20.8	75	16.2	21.3	14.45	1.1779	700	1	100.0	30
05/07/11	15:30	18.4	18.5	17.8	85	15.9	19.3	ESE	9.66	25.7	ESE	16.5	18.9	16.9	758.8	0.00	0.0	0.000	0.002	20.9	75	16.3	21.3	14.45	1.1769	702	1	100.0	30
05/07/11	16:00	18.1	18.6	18.1	85	15.5	19.3	ESE	9.66	25.7	ESE	16.1	18.5	16.5	758.4	0.00	0.0	0.005	0.000	21.4	75	16.8	21.8	14.44	1.1740	701	1	100.0	30
05/07/11	16:30	17.8	18.4	17.8	85	15.3	20.9	ESE	10.46	29.0	ESE	15.5	18.2	15.8	758.3	0.00	0.0	0.010	0.000	21.0	75	16.4	21.4	14.45	1.1758	678	1	99.1	30
05/07/11	17:00	17.8	18.0	17.7	86	15.5	20.9	ESE	10.46	29.0	ESE	15.5	18.2	15.9	758.1	0.00	0.0	0.010	0.000	20.1	75	15.5	20.6	14.45	1.1806	702	1	100.0	30
05/07/11	17:30	17.9	18.2	17.																									

06/07/11	0:30	16.1	16.2	16.1	91	14.6	1.6	WSW	0.80	8.0	S	16.1	16.3	16.3	756.2	0.00	0.0	0.046	0.000	15.6	78	11.7	15.4	15.65	1.2005 701	1	100.0	30
06/07/11	1:00	16.3	16.3	16.1	89	14.5	6.4	S	3.22	12.9	S	16.3	16.5	16.5	755.8	0.20	0.0	0.043	0.000	15.4	78	11.6	15.3	15.65	1.2004 702	1	100.0	30
06/07/11	1:30	16.6	16.7	16.3	90	15.0	8.0	S	4.02	16.1	S	16.6	16.9	16.9	755.5	0.00	0.0	0.036	0.000	15.6	78	11.7	15.4	15.65	1.1994 701	1	100.0	30
06/07/11	2:00	16.4	16.7	16.4	90	14.8	8.0	S	4.02	16.1	S	16.4	16.7	16.7	755.2	0.00	0.0	0.039	0.000	15.6	78	11.8	15.5	15.65	1.1987 702	1	100.0	30
06/07/11	2:30	16.1	16.4	16.1	91	14.6	6.4	S	3.22	14.5	S	16.1	16.3	16.3	754.9	0.00	0.0	0.046	0.000	15.6	78	11.7	15.4	15.65	1.1985 703	1	100.0	30
06/07/11	3:00	15.9	16.1	15.9	92	14.6	6.4	S	3.22	12.9	S	15.9	16.2	16.2	754.7	0.00	0.0	0.050	0.000	15.4	78	11.6	15.3	15.65	1.1987 702	1	100.0	30
06/07/11	3:30	15.3	15.9	15.3	93	14.2	9.7	S	4.83	24.1	SSE	15.1	15.5	15.2	754.3	1.00	7.0	0.063	0.000	15.4	78	11.6	15.3	15.66	1.1984 701	1	100.0	30
06/07/11	4:00	14.7	15.3	14.7	95	13.9	6.4	SW	3.22	17.7	SSW	14.7	14.9	14.9	754.1	0.40	4.6	0.075	0.000	14.9	78	11.1	14.8	15.67	1.2003 703	1	100.0	30
06/07/11	4:30	14.7	14.7	14.7	95	13.9	4.8	SSW	2.41	14.5	SSE	14.7	14.9	14.9	754.1	0.60	2.4	0.075	0.000	14.7	78	10.9	14.6	15.68	1.2015 676	1	98.8	30
06/07/11	5:00	14.6	14.7	14.6	95	13.8	8.0	SW	4.02	17.7	SE	14.4	14.8	14.6	753.9	1.00	9.0	0.078	0.000	14.6	79	11.0	14.4	16.05	1.2018 703	1	100.0	30
06/07/11	5:30	14.6	14.6	14.6	96	14.0	6.4	SW	3.22	16.1	SSW	14.6	14.8	14.8	753.9	0.80	5.0	0.078	0.000	14.4	79	10.8	14.3	16.05	1.2025 701	1	100.0	30
06/07/11	6:00	14.6	14.6	14.6	96	13.9	6.4	WSW	3.22	12.9	WSW	14.6	14.7	14.7	753.9	0.40	1.4	0.079	0.000	14.3	79	10.7	14.2	16.05	1.2030 702	1	100.0	30
06/07/11	6:30	14.7	14.7	14.6	96	14.1	6.4	SW	3.22	17.7	S	14.7	14.9	14.9	753.9	0.00	0.0	0.075	0.000	14.4	79	10.8	14.3	16.05	1.2025 674	1	98.5	30
06/07/11	7:00	14.8	14.9	14.7	96	14.1	8.0	SW	4.02	20.9	SW	14.6	15.0	14.8	753.8	0.00	0.0	0.074	0.000	14.6	79	11.0	14.4	16.05	1.2015 702	1	100.0	30
06/07/11	7:30	14.6	14.9	14.6	94	13.6	8.0	SW	4.02	17.7	SW	14.3	14.7	14.5	753.9	0.00	0.0	0.079	0.000	14.8	80	11.4	14.7	16.35	1.2005 703	1	100.0	30
06/07/11	8:00	15.0	15.2	14.5	92	13.7	9.7	SW	4.83	24.1	SSW	14.7	15.2	14.8	753.9	0.00	0.0	0.069	0.000	15.2	81	12.0	15.2	16.74	1.1980 702	1	100.0	30
06/07/11	8:30	15.5	15.5	14.8	88	13.5	11.3	SW	5.63	30.6	S	15.1	15.6	15.2	754.0	0.00	0.0	0.059	0.000	16.2	81	12.9	16.2	16.79	1.1932 703	1	100.0	30
06/07/11	9:00	15.8	15.9	15.5	85	13.3	9.7	SW	4.83	24.1	WSW	15.7	15.9	15.8	753.8	0.00	0.0	0.052	0.000	17.1	81	13.8	17.3	16.86	1.1878 702	1	100.0	30
06/07/11	9:30	16.3	16.7	15.8	81	13.1	12.9	SW	6.44	32.2	WSW	15.7	16.4	15.7	753.8	0.00	0.0	0.042	0.000	18.2	80	14.7	18.5	16.63	1.1825 702	1	100.0	30
06/07/11	10:00	17.5	17.5	16.3	75	13.0	12.9	SW	6.44	35.4	S	17.1	17.5	17.1	753.6	0.00	0.0	0.017	0.000	18.3	79	14.6	18.7	16.25	1.1816 702	1	100.0	30
06/07/11	10:30	18.3	18.3	17.6	67	12.0	12.9	SW	6.44	30.6	SSW	17.9	18.2	17.8	753.7	0.00	0.0	0.001	0.000	19.7	79	16.0	20.3	16.00	1.1743 703	1	100.0	30
06/07/11	11:00	19.1	19.1	17.7	65	12.4	9.7	SW	4.83	29.0	SW	19.1	19.1	19.1	753.6	0.00	0.0	0.000	0.016	20.0	78	16.0	20.6	15.51	1.1729 702	1	100.0	30
06/07/11	11:30	18.4	19.4	18.4	70	12.9	11.3	SSW	5.63	25.7	SSW	18.4	18.4	18.4	753.5	0.00	0.0	0.000	0.002	21.4	77	17.2	21.9	14.95	1.1656 701	1	100.0	30
06/07/11	12:00	12.6	18.4	12.6	90	11.0	12.9	SSW	6.44	35.4	SSE	11.2	12.7	11.2	753.9	4.60	28.8	0.119	0.000	17.8	73	12.9	17.8	14.03	1.1861 701	1	100.0	30
06/07/11	12:30	15.5	15.5	12.6	92	14.2	9.7	SSW	4.83	20.9	SSW	15.3	15.7	15.4	754.0	0.20	3.0	0.059	0.000	16.3	78	12.5	16.3	15.68	1.1930 701	1	100.0	30
06/07/11	13:00	17.1	17.1	15.5	84	14.3	11.3	SSW	5.63	29.0	SE	16.9	17.3	17.2	753.8	0.00	0.0	0.027	0.000	18.1	78	14.2	18.4	15.74	1.1833 702	1	100.0	30
06/07/11	13:30	18.2	18.2	17.0	78	14.3	12.9	SSW	6.44	32.2	S	17.9	18.5	18.2	753.8	0.00	0.0	0.002	0.000	19.7	78	15.8	20.3	15.55	1.1748 676	1	98.8	30
06/07/11	14:00	18.7	18.7	18.2	71	13.3	14.5	S	7.24	33.8	SSE	17.9	18.8	18.1	753.8	0.00	0.0	0.000	0.007	20.6	78	16.6	21.3	15.42	1.1699 703	1	100.0	30
06/07/11	14:30	18.4	19.2	18.0	69	12.7	16.1	S	8.05	35.4	SSW	17.2	18.4	17.2	753.8	0.00	0.0	0.000	0.002	20.9	77	16.8	21.4	14.97	1.1685 700	1	100.0	30
06/07/11	15:00	19.2	19.8	18.4	65	12.4	17.7	SSW	8.85	38.6	S	17.7	19.1	17.7	753.9	0.00	0.0	0.000	0.017	21.5	78	17.5	22.1	15.34	1.1654 702	1	100.0	30
06/07/11	15:30	19.3	19.3	18.6	64	12.3	19.3	SSW	9.66	45.1	W	17.4	19.2	17.3	754.0	0.00	0.0	0.000	0.020	21.3	77	17.1	21.8	14.95	1.1671 703	1	100.0	30
06/07/11	16:00	19.3	19.4	18.9	56	10.3	16.1	SSW	8.05	38.6	S	18.2	18.8	17.7	754.2	0.00	0.0	0.000	0.021	21.2	77	17.0	21.7	14.95	1.1677 700	1	100.0	30
06/07/11	16:30	19.7	19.9	18.9	61	11.9	14.5	SSW	7.24	38.6	WSW	18.9	19.5	18.8	754.2	0.00	0.0	0.000	0.028	21.5	78	17.5	22.1	15.34	1.1658 703	1	100.0	30
06/07/11	17:00	19.1	19.6	18.6	63	11.8	14.5	SSW	7.24	32.2	SSW	18.3	18.9	18.2	754.2	0.00	0.0	0.000	0.015	21.3	77	17.1	21.8	14.95	1.1673 701	1	100.0	30
06/07/11	17:30	18.6	19.1	18.5	60	10.6	16.1	SSW	8.05	40.2	S	17.4	18.1	16.9	754.1	0.00	0.0	0.000	0.005	20.6	77	16.4	21.3	15.02	1.1707 703	1	100.0	30
06/07/11	18:00	19.3	19.3	18.6	59	11.1	17.7	SSW	8.85	37.0	S	17.8	18.9	17.5	754.2	0.00	0.0	0.000	0.020	21.0	78	17.0	21.6	15.37	1.1685 702	1	100.0	30
06/07/11	18:30	19.2	19.3	19.1	61	11.5	16.1	SSW	8.05	35.4	S	18.1	18.9	17.8	754.3	0.00	0.0	0.000	0.017	21.4	78	17.4	21.9	15.34	1.1666 701	1	100.0	30
06/07/11	19:00	19.0	19.3	18.8	57	10.3	14.5	SSW	7.24	37.0	SSW	18.3	18.5	17.8	754.4	0.00	0.0	0.000	0.014	21.2	77	17.0	21.7	14.95	1.1680 702	1	100.0	30
06/07/11	19:30	18.4	19.1	18.4	59	10.3	11.3	SW	5.63	29.0	SSW	18.4	17.9	17.9	754.6	0.00	0.0	0.000	0.002	20.8	77	16.7	21.4	14.99	1.1703 701	1	100.0	30
06/07/11	20:00	17.2	18.4	17.2	64	10.3	11.3	SSW	5.63	29.0	SSW	17.2	16.8	16.8	754.7	0.00	0.0	0.023	0.000	19.3	77	15.1	19.7	15.21	1.1788 702	1	100.0	30
06/07/11	20:30	16.4	17.2	16.4	64	9.6	8.0	SSW	4.02	20.9	SSE	16.4	16.0	16.0	754.9	0.00	0.0	0.039	0.000	17.0	77	12.9	17.0	15.35	1.1911 676	1	98.8	30
06/07/11	21:00	16.1	16.4	16.1	64	9.2	9.7	SW	4.83	20.9	SW	15.9	15.6	15.4	755.2	0.00	0.0	0.047	0.000	15.6	78	11.7	15.4	15.65	1.1989 701	1	100.0	30
06/07/11	21:30	15.5	16.1	15.5	68	9.6	8.0	SSW	4.02	20.9	S	15.5	15.1	15.1	755.3	0.00	0.0	0.059	0.000	14.6	78	10.8	14.4	15.69	1.2043 702	1	100.0	30
06/07/11	22:00	15.3	15.5	15.3	67	9.2	8.0	SSW	4.02	22.5	SSW	15.3	14.9	14.8	755.4	0.00	0.0	0.063	0.000	13.8	79	10.3	13.7	16.05	1.2081 700	1	100.0	30
06/07/11	22:30	15.1	15.3	15.1	68	9.2	8.0	SW	4.02	19.3	SW	14.9	14.6	14.5	755.4	0.00	0.0	0.068	0.000	13.4	79	9.9	13.2	16.05	1.2100 703	1	100.0	30
06/07/11	23:00	15.3	15.3	15.0	71	10.0	9.7	SSW	4.83	24.1	S	15.0	14.9	14.7	755.4	0.00	0.0	0.064	0.000	13.2	80	9.8	13.1	16.35	1.2110 701	1	100.0	30
06/07/11	23:30	15.3	15.4	15.3	75	10.9	9.7	SSW	4.83	27.4	S	15.1	15.1	14.8	755.5	0.00												

07/07/11	6:30	15.7	15.7	15.2	82	12.7	11.3	S	5.63	24.1	SSW	15.3	15.7	15.3	754.3	0.00	0.0	0.054	0.000	14.4	80	11.0	14.3	16.35	1.2029 702	1	100.0	30
07/07/11	7:00	16.1	16.1	15.7	81	12.8	12.9	S	6.44	27.4	SSE	15.3	16.1	15.3	754.3	0.00	0.0	0.047	0.000	15.1	80	11.6	14.9	16.35	1.1997 703	1	100.0	30
07/07/11	7:30	16.2	16.2	15.8	81	12.9	12.9	S	6.44	27.4	S	15.4	16.2	15.5	754.3	0.00	0.0	0.045	0.000	15.4	80	12.0	15.3	16.35	1.1979 702	1	100.0	30
07/07/11	8:00	16.6	16.6	16.2	80	13.1	11.3	SSW	5.63	27.4	S	16.3	16.7	16.4	754.4	0.00	0.0	0.037	0.000	15.9	80	12.4	15.9	16.39	1.1954 703	1	100.0	30
07/07/11	8:30	16.9	17.0	16.5	78	13.0	14.5	S	7.24	32.2	SSW	15.8	16.9	15.9	754.3	0.00	0.0	0.030	0.000	16.8	80	13.4	16.9	16.49	1.1904 702	1	100.0	30
07/07/11	9:00	17.7	17.8	16.8	75	13.2	12.9	SSW	6.44	32.2	SW	17.3	17.8	17.3	754.2	0.00	0.0	0.013	0.000	17.8	80	14.3	18.1	16.60	1.1850 702	1	100.0	30
07/07/11	9:30	17.1	17.7	17.1	76	12.8	12.9	SSW	6.44	30.6	SSW	16.5	17.1	16.5	754.1	0.00	0.0	0.027	0.000	18.6	79	14.8	18.9	16.21	1.1812 701	1	100.0	30
07/07/11	10:00	18.2	18.5	17.1	72	13.1	16.1	SSW	8.05	40.2	SSW	17.0	18.3	17.1	754.0	0.00	0.0	0.002	0.000	19.3	79	15.6	19.9	16.07	1.1768 702	1	100.0	30
07/07/11	10:30	18.1	18.7	18.1	74	13.3	16.1	S	8.05	37.0	SSE	16.8	18.1	16.8	754.0	0.00	0.0	0.006	0.000	20.6	78	16.6	21.3	15.42	1.1703 703	1	100.0	30
07/07/11	11:00	18.3	18.6	17.9	70	12.7	16.1	SSW	8.05	38.6	SW	17.1	18.3	17.1	754.0	0.00	0.0	0.001	0.000	20.6	77	16.4	21.3	15.02	1.1706 701	1	100.0	30
07/07/11	11:30	18.6	18.8	18.1	71	13.2	19.3	S	9.66	38.6	S	16.6	18.6	16.7	753.9	0.00	0.0	0.000	0.005	20.8	76	16.4	21.3	14.76	1.1696 703	1	100.0	30
07/07/11	12:00	18.4	18.7	18.0	76	14.1	19.3	S	9.66	38.6	SSE	16.5	18.7	16.7	754.0	0.00	0.0	0.000	0.002	20.6	76	16.2	21.2	14.77	1.1711 702	1	100.0	30
07/07/11	12:30	18.3	19.1	18.2	75	13.8	22.5	SSE	11.27	41.8	SSE	15.8	18.4	16.0	753.8	0.00	0.0	0.001	0.000	21.0	76	16.6	21.4	14.75	1.1686 702	1	100.0	30
07/07/11	13:00	18.6	18.8	17.3	73	13.6	20.9	S	10.46	41.8	SSE	16.3	18.7	16.5	753.8	0.00	0.0	0.000	0.005	19.8	76	15.4	20.3	14.80	1.1751 701	1	100.0	30
07/07/11	13:30	19.1	19.6	18.6	68	13.0	19.3	SSE	9.66	41.8	SSE	17.2	19.1	17.3	753.8	0.00	0.0	0.000	0.015	20.6	77	16.4	21.2	15.03	1.1707 702	1	100.0	30
07/07/11	14:00	19.6	19.6	18.1	67	13.3	17.7	S	8.85	41.8	S	18.2	19.7	18.3	753.8	0.00	0.0	0.000	0.027	20.6	77	16.4	21.3	15.02	1.1703 702	1	100.0	30
07/07/11	14:30	19.2	19.8	18.9	67	12.9	17.7	S	8.85	38.6	SW	17.7	19.2	17.8	753.8	0.00	0.0	0.000	0.017	21.8	76	17.4	22.3	14.73	1.1643 702	1	100.0	30
07/07/11	15:00	20.2	20.2	19.2	64	13.1	17.7	S	8.85	41.8	S	18.7	20.2	18.7	753.6	0.00	0.0	0.000	0.038	22.4	76	18.0	23.2	14.70	1.1604 703	1	100.0	30
07/07/11	15:30	19.5	20.2	19.5	66	13.0	16.1	S	8.05	37.0	SSW	18.4	19.6	18.4	753.7	0.00	0.0	0.000	0.024	23.1	75	18.4	24.1	14.38	1.1573 702	1	100.0	30
07/07/11	16:00	18.6	19.8	18.6	71	13.2	14.5	S	7.24	30.6	SW	17.9	18.7	18.0	753.6	0.00	0.0	0.000	0.006	22.2	75	17.6	22.8	14.41	1.1620 703	1	100.0	30
07/07/11	16:30	19.2	19.3	18.6	73	14.3	16.1	SSE	8.05	32.2	SE	18.1	19.5	18.4	753.5	0.00	0.0	0.000	0.019	21.1	76	16.7	21.5	14.75	1.1674 680	1	99.4	30
07/07/11	17:00	19.1	19.5	19.1	76	14.8	19.3	SSE	9.66	32.2	SSE	17.3	19.5	17.7	753.4	0.00	0.0	0.000	0.016	21.9	76	17.5	22.5	14.72	1.1628 702	1	100.0	30
07/07/11	17:30	19.1	19.2	18.9	72	13.9	19.3	SSE	9.66	35.4	S	17.3	19.3	17.5	753.3	0.00	0.0	0.000	0.016	22.2	76	17.8	22.8	14.71	1.1611 703	1	100.0	30
07/07/11	18:00	18.5	19.2	18.3	76	14.2	19.3	SSE	9.66	37.0	ESE	16.6	18.7	16.8	753.2	0.00	0.0	0.000	0.003	21.8	75	17.1	22.2	14.43	1.1636 702	1	100.0	30
07/07/11	18:30	17.8	18.7	17.8	77	13.7	16.1	SSE	8.05	32.2	S	16.4	17.9	16.6	753.3	0.00	0.0	0.012	0.000	20.9	76	16.6	21.4	14.76	1.1680 703	1	100.0	30
07/07/11	19:00	19.3	19.3	17.7	68	13.2	12.9	SSE	6.44	32.2	SSE	18.9	19.4	19.1	753.1	0.00	0.0	0.000	0.020	20.6	77	16.4	21.2	15.03	1.1694 702	1	100.0	30
07/07/11	19:30	18.4	19.5	18.4	76	14.1	12.9	SSE	6.44	30.6	S	18.1	18.6	18.3	753.1	0.00	0.0	0.000	0.001	21.0	76	16.6	21.4	14.75	1.1674 703	1	100.0	30
07/07/11	20:00	17.5	18.4	17.4	80	14.0	14.5	S	7.24	30.6	S	16.6	17.7	16.8	753.1	0.00	0.0	0.017	0.000	19.2	76	14.8	19.6	14.82	1.1771 700	1	100.0	30
07/07/11	20:30	17.6	17.7	17.5	72	12.4	9.7	S	4.83	24.1	SW	17.6	17.5	17.5	753.2	0.00	0.0	0.016	0.000	18.0	76	13.7	18.2	14.86	1.1835 701	1	100.0	30
07/07/11	21:00	17.1	17.6	17.1	75	12.6	9.7	S	4.83	20.9	SW	17.1	17.1	17.1	753.4	0.00	0.0	0.025	0.000	17.1	77	13.0	17.1	15.35	1.1882 677	1	99.0	30
07/07/11	21:30	16.6	17.1	16.6	77	12.5	8.0	SSW	4.02	20.9	SW	16.6	16.5	16.5	753.6	0.00	0.0	0.037	0.000	16.1	77	12.0	15.9	15.35	1.1940 702	1	100.0	30
07/07/11	22:00	16.3	16.6	16.3	76	12.1	8.0	S	4.02	17.7	S	16.3	16.2	16.2	753.7	0.00	0.0	0.042	0.000	15.4	77	11.4	15.3	15.35	1.1973 703	1	100.0	30
07/07/11	22:30	16.2	16.3	16.2	78	12.3	8.0	SSW	4.02	19.3	SSW	16.2	16.1	16.1	753.6	0.00	0.0	0.045	0.000	15.1	78	11.3	14.9	15.67	1.1987 702	1	100.0	30
07/07/11	23:00	16.0	16.2	16.0	82	12.9	6.4	SSW	3.22	19.3	S	16.0	16.1	16.1	753.7	0.00	0.0	0.049	0.000	14.9	78	11.1	14.7	15.67	1.1999 703	1	100.0	30
07/07/11	23:30	15.6	16.0	15.6	79	12.0	8.0	S	4.02	19.3	S	15.6	15.5	15.5	753.7	0.00	0.0	0.057	0.000	14.6	78	10.8	14.4	15.68	1.2015 701	1	100.0	30
08/07/11	00:00	15.6	15.7	15.6	81	12.3	6.4	SSW	3.22	19.3	S	15.6	15.5	15.5	753.8	0.00	0.0	0.058	0.000	14.4	78	10.7	14.3	15.69	1.2025 701	1	100.0	30
08/07/11	0:30	15.2	15.6	15.2	83	12.4	4.8	SW	2.41	14.5	S	15.2	15.2	15.2	753.8	0.00	0.0	0.065	0.000	14.3	78	10.5	14.1	15.70	1.2033 703	1	100.0	30
08/07/11	1:00	15.1	15.3	15.1	85	12.6	4.8	SSW	2.41	14.5	S	15.1	15.1	15.1	753.7	0.00	0.0	0.068	0.000	14.2	78	10.4	14.0	15.70	1.2038 703	1	100.0	30
08/07/11	1:30	14.8	15.1	14.8	86	12.5	3.2	SW	1.61	12.9	SW	14.8	14.8	14.8	753.9	0.00	0.0	0.073	0.000	14.1	78	10.3	13.9	15.70	1.2044 701	1	100.0	30
08/07/11	2:00	14.7	14.8	14.7	85	12.2	4.8	SW	2.41	12.9	SSW	14.7	14.7	14.7	754.0	0.00	0.0	0.075	0.000	14.0	78	10.2	13.8	15.71	1.2050 681	1	99.6	30
08/07/11	2:30	14.8	14.9	14.7	85	12.3	6.4	SSW	3.22	19.3	SSW	14.8	14.8	14.8	754.0	0.00	0.0	0.073	0.000	14.1	78	10.3	13.9	15.70	1.2045 701	1	100.0	30
08/07/11	3:00	14.6	14.8	14.6	87	12.5	4.8	SW	2.41	12.9	SSW	14.6	14.6	14.6	753.9	0.00	0.0	0.078	0.000	14.2	78	10.4	14.0	15.70	1.2041 701	1	100.0	30
08/07/11	3:30	13.9	14.6	13.9	92	12.6	4.8	SW	2.41	14.5	WSW	13.9	13.9	13.9	754.0	1.80	29.6	0.093	0.000	13.9	78	10.2	13.7	15.71	1.2053 702	1	100.0	30
08/07/11	4:00	13.7	13.9	13.7	93	12.6	4.8	SW	2.41	11.3	SSE	13.7	13.8	13.8	753.7	0.20	1.0	0.096	0.000	13.4	78	9.7	13.2	15.73	1.2075 700	1	100.0	30
08/07/11	4:30	13.8	13.8	13.7	92	12.5	6.4	SSW	3.22	16.1	S	13.8	13.8	13.8	753.7	0.00	0.0	0.095	0.000	13.2	78	9.5	13.0	15.73	1.2086 703	1	100.0	30
08/07/11	5:00	14.1	14.1	13.7	93	12.9	6.4	SSW	3.22	17.7	SSW	14.1	14.2	14.2	753.8	0.00	0.0	0.089	0.000	13.1	79	9.5	12.9	16.05	1.2092 702	1	100.0	30
08/07/11	5:30	14.2	14.2	14.1	92	12.9	8.0	SSW	4.02	22.5	SW	13.9	14.3	14.0	753.7	0.00	0.0</											

08/07/11	12:30	15.9	15.9	15.1	83	13.0	14.5	SSW	7.24	35.4	SSW	14.7	15.9	14.7	754.7	0.20	0.0	0.051	0.000	15.7	79	12.1	15.7	16.06	1.1971	701	1	100.0	30
08/07/11	13:00	15.5	15.8	15.4	86	13.2	12.9	SSW	6.44	37.0	SSW	14.7	15.6	14.7	754.8	0.20	0.0	0.059	0.000	15.9	79	12.2	15.8	16.07	1.1964	702	1	100.0	30
08/07/11	13:30	17.3	17.3	15.4	80	13.8	14.5	S	7.24	38.6	SSW	16.3	17.4	16.4	754.8	0.00	0.0	0.022	0.000	16.7	80	13.2	16.8	16.47	1.1920	703	1	100.0	30
08/07/11	14:00	17.2	17.4	16.8	81	13.9	16.1	SSW	8.05	45.1	SW	15.8	17.4	16.0	754.7	0.00	0.0	0.023	0.000	17.6	79	13.9	17.8	16.20	1.1871	701	1	100.0	30
08/07/11	14:30	18.6	18.6	17.2	76	14.2	16.1	SSW	8.05	43.5	SSE	17.4	18.8	17.7	754.6	0.00	0.0	0.000	0.005	19.1	79	15.3	19.6	16.12	1.1793	681	1	99.6	30
08/07/11	15:00	18.3	18.7	18.1	75	13.8	16.1	SSW	8.05	43.5	S	17.1	18.4	17.2	754.5	0.00	0.0	0.001	0.000	20.1	78	16.1	20.7	15.50	1.1741	703	1	100.0	30
08/07/11	15:30	17.8	18.4	17.8	74	13.1	16.1	SSW	8.05	35.4	SSE	16.5	17.9	16.6	754.5	0.00	0.0	0.010	0.000	19.6	78	15.7	20.2	15.57	1.1765	701	1	100.0	30
08/07/11	16:00	18.6	18.6	17.8	71	13.2	17.7	S	8.85	41.8	SSW	17.0	18.6	17.1	754.6	0.00	0.0	0.000	0.005	19.4	78	15.5	19.9	15.59	1.1774	701	1	100.0	30

NOT PROTECTIVELY MARKED

Appendix F – Ground Investigation Factual Reports

Terrestrial Surface Water Quality Monitoring Report 2013

This report contains confidential information. Therefore this document is only available on request to those who have a legitimate need to view the information

NOT PROTECTIVELY MARKED